



# 2020 Mercury Emissions Inventory Update

## 2021 Statewide Mercury TMDL Oversight Committee Meeting

Hassan Bouchareb | Engineer

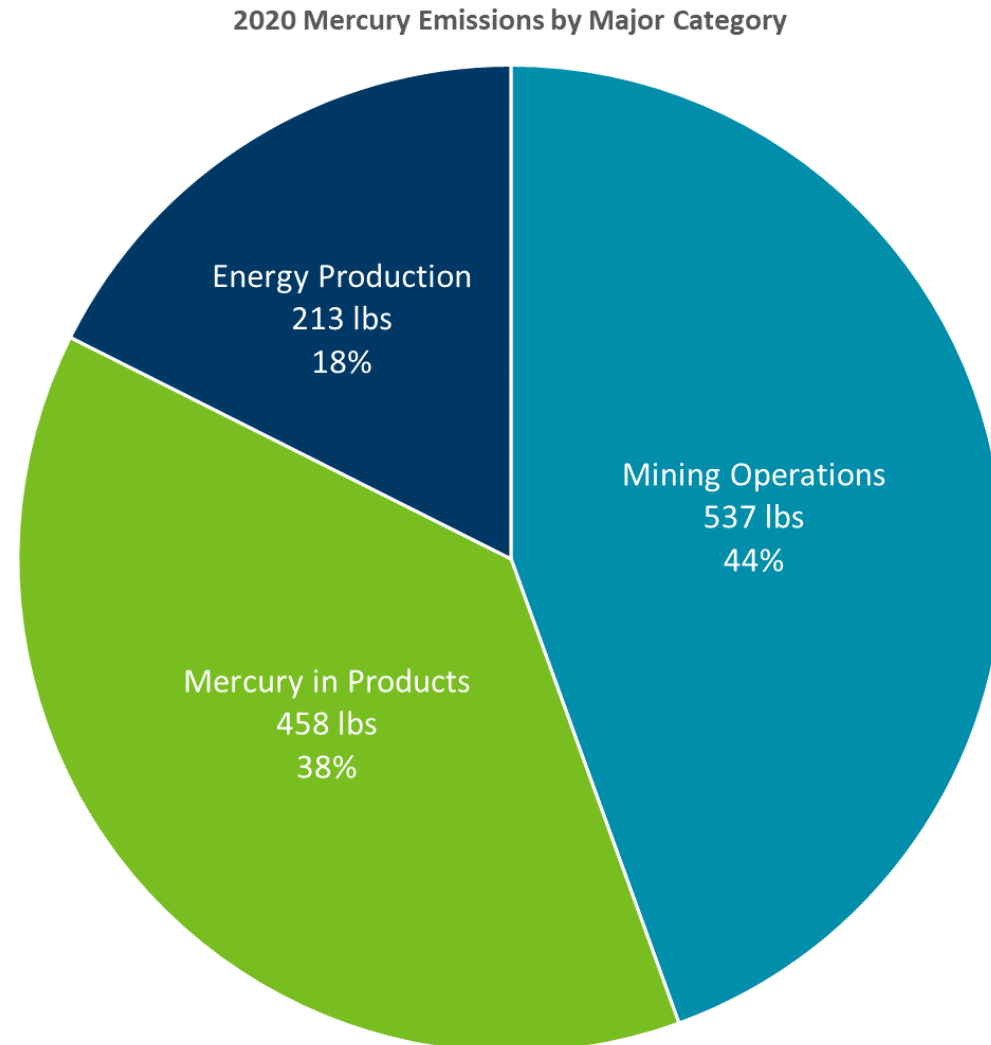
September 30, 2021

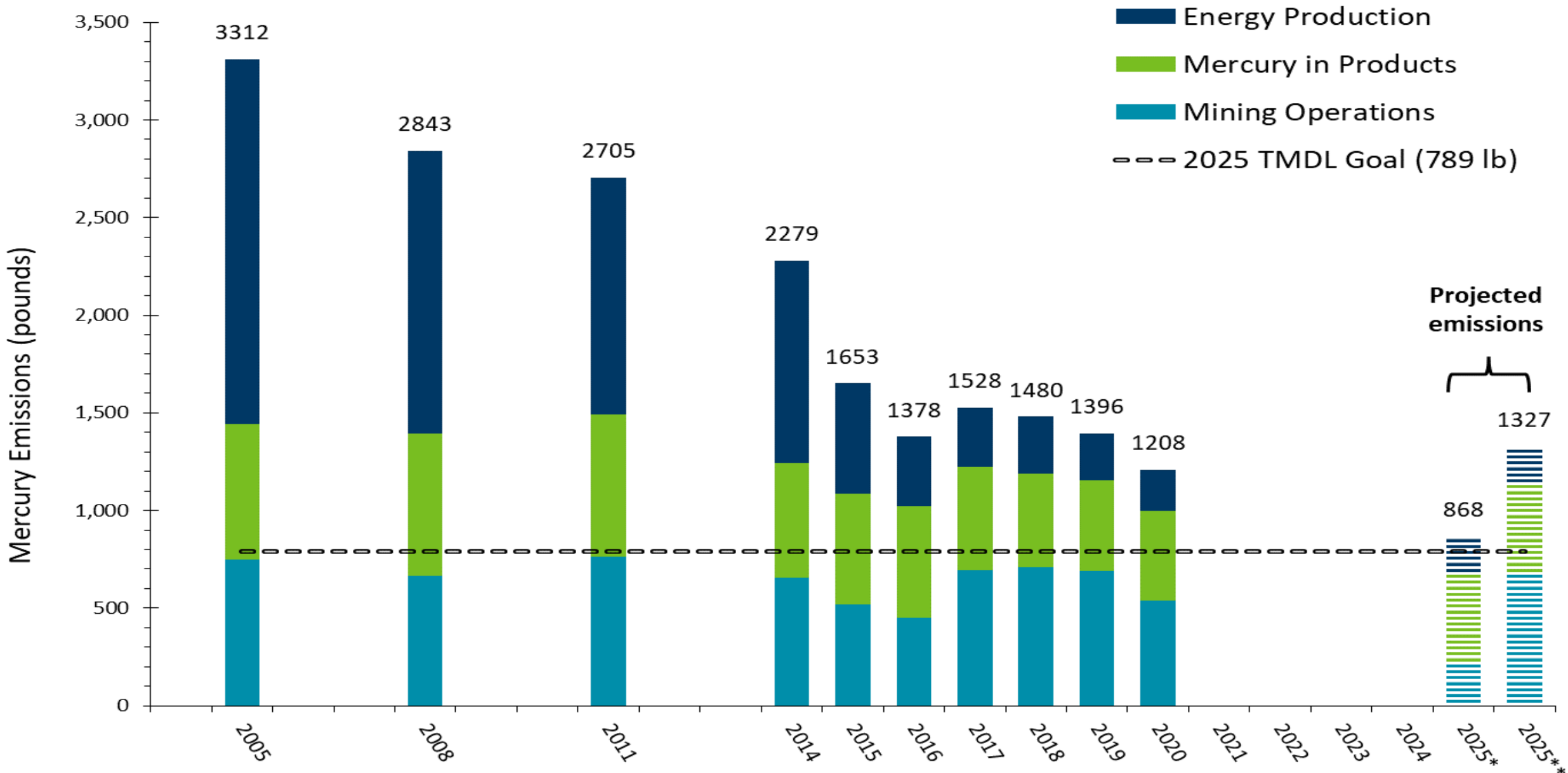
# Overview

- Mercury emission inventory (2020)
- 2025 mercury emission projections
- In-depth mercury emissions inventory review
- EPA's National Emissions Inventory
- Moving forward
- Questions and answers

# Minnesota's 2020 mercury emissions

- The 2020 Hg Inventory includes:
  - 2020 point source emissions
  - 2017 non-point source emissions
- Notable takeaways:
  - Mercury from energy production declines further (primarily reductions from coal-fired electricity)
  - Mercury in products relatively flat (further reductions at solid waste incinerators)
  - Mercury from mining operations saw a large decline (temporary decrease due to large production decreases)





\* This projection is based on the ferrous mining/processing industry in northern MN meeting the required 72% reduction specified in Minn. R. 7007.0502.  
 \*\* This projection is based on the ferrous mining/processing industry's proposed reductions in each mercury reduction plan applied to the baseline emissions as calculated by MPCA.

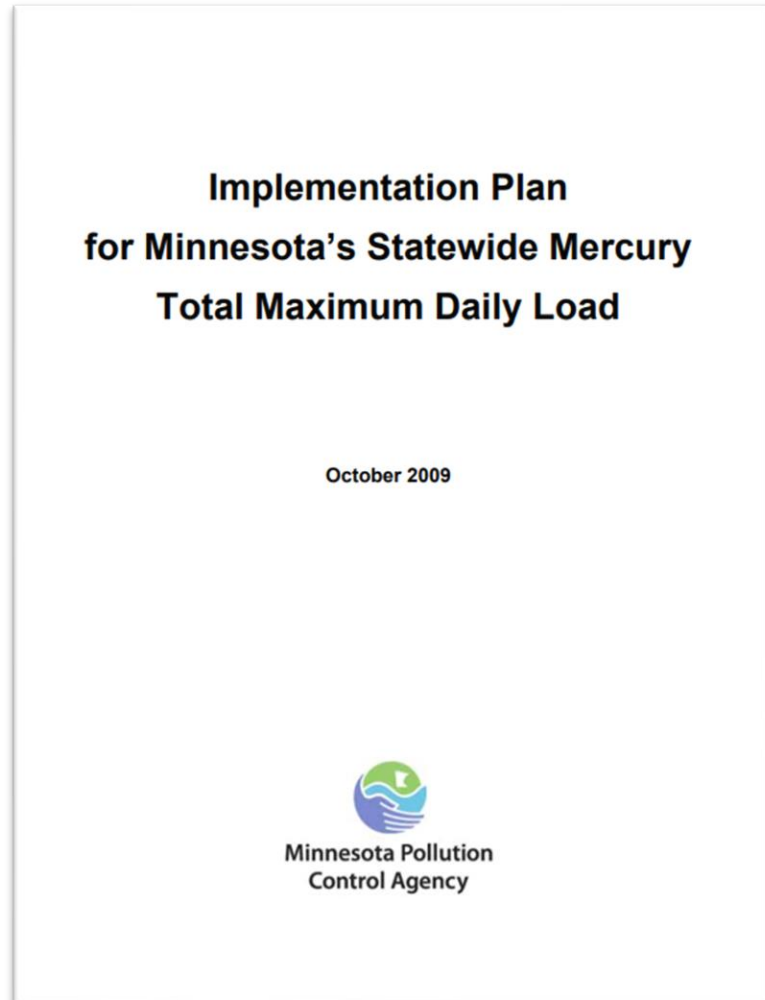
# Minnesota's mercury emissions inventory

- Detailed review of the updated 2020 emissions inventory
- Statewide Mercury TMDL Emissions Inventory Spreadsheet



# Regional & national mercury emissions

## Mercury reduction goals & updates



- Statewide Mercury TMDL Implementation Plan
  - Recognized that mercury emission reductions are needed from out-of-state sources as well
  - National emissions data from EPA
- Regional, national, and international organizations
  - Great Lakes Commission
  - Great Lakes Water Quality Agreement

# Regional & national mercury emissions

## 2020 National Emission Inventory

- EPA's National Emissions Inventory (NEI)
  - Triennial inventory of air emissions
  - Sectors (e.g., fuel combustion, industrial processes) and subcategories (e.g., fuel type, industry type)
  - Regional & national emissions comparison
- 2020 Updates
  - States provide point source information by December 31, 2021
  - States provide non-point source information by March 31, 2022
  - Public release of 2020 NEI expected by March 31, 2023

# Moving forward

- Greater emissions reductions are needed to meet the goal of the statewide mercury TMDL.
  - Minnesota met our 2018 reduction goals, but more work is needed to meet the 2025 goal
  - Statewide mercury emissions temporarily declined largely due to Covid-related production decreases
  - Further reductions are needed from mining-related mercury and mercury in products category
- Continue to promote mercury emission reductions within the state as well as regionally, nationally and globally