



# Poultry mortality composting site selection

## Minnesota emergency plan responding to avian influenza

Recommendations to avoid discharges to waters of the state:

### Avoid:


- § Coarse textured soils
- § Soils prone to ponding or flooding
- § Saturated soils
- § Steep slopes (>6 percent)
- § Creeks, rivers, streams
- § Rock quarries, gravel pits
- § Shoreland and floodplains

### Stay away from:


- § Lakes, ponds, wetlands
- § Rivers, streams
- § Drainage and road ditches
- § Wells
- § Sinkholes
- § Open tile intakes
- § Rock outcroppings

### Setback Guidelines


**300 feet**




River, Stream (shoreland)




Drainage ditch (public or private)




Uncultivated wetland & other waters of state




Rock outcroppings




Open tile intakes




Road ditch



Sinkhole




**100 feet**




Private well

**1,000 feet**



Lake, pond or flowage, (shoreland)



Community water supply wells

Resources and contacts on Page 2.

## Resources and contacts:

**Stockpiling after Composting:** Follow management and record keeping requirements provided in MPCA factsheet; [Manure Stockpiling, Technical Guidelines](#)

**Land Application of Composted Material:** Follow management and record keeping requirements provided in MPCA factsheet; [Land Application of Manure: Minimum State Requirements](#).

**Site Specific Soil Information:** <http://www.nrcs.usda.gov/wps/portal/nrcs/main/soils/survey/>  
<http://casoilresource.lawr.ucdavis.edu/soilweb-apps>

**MPCA Contacts:** Steve Schmidt (507-206-2618, [steven.schmidt@state.mn.us](mailto:steven.schmidt@state.mn.us)) or Lisa Scheirer (218-846-8122, [lisa.scheirer@state.mn.us](mailto:lisa.scheirer@state.mn.us))