AECOM

Environment

Prepared for:
Minnesota Pollution Control Agency
St. Paul, Minnesota

Prepared by:
AECOM
Minneapolis, MN
Project 60317420
July 2014

Site Investigation Report
St. Louis Park Investigation
St. Louis Park, Minnesota

MPCA Work Order #3000009957

AECOM
800 LaSalle Avenue, Suite 110
Minneapolis, MN 55402
www.aecom.com

612.376.2000 tel
612.376.2271 fax

Table of Contents

Introduction 2

3.1 Temporary Soil Vapor Probes 5

3.2 Passive Soil Vapor Survey 5

3.3 Borings 6

3.4 Permanent Soil Vapor Monitoring 7

3.5 Sub-slab Soil Sampling 8

3.6 Vapor Mitigation System Inspections 10

3.7 Well Sampling 10

4.0 Results 12

4.1 Temporary Soil Vapor Probes 12

4.2 Passive Soil Vapor Survey 12

4.3 Borings 13

4.4 Permanent Soil Vapor Monitoring 16

4.5 Sub-slab Soil Sampling 17

4.6 Vapor Mitigation System Inspections 18

4.7 Well Sampling 18

5.0 Discussion 20

6.0 General Qualifications 24

Introduction

1.1 Background

The project site initially started as an investigation to identify the source of vinyl chloride detected in Edina municipal wells E7 and E2. Water samples collected from E7, St. Louis Park Well SLP 6, Meadowbrook Golf Course Well W119 and Methodist Hospital Well W48 showed elevated concentrations of vinyl chloride, cis 1,2-dichloroethylene, trichcloroethylene (TCE), and perchloroethylene (PCE). These detections were traced from lower concentrations in the southern wells and higher concentrations in the wells located to the north, into St. Louis Park. The pattern of increasing detections lead the investigation to an area of St. Louis Park where an existing network of monitoring wells was utilized to trace chlorinated solvent in the shallow drift and Platteville aquifers.

Previous investigation data indicated that a vapor intrusion investigation and mitigation response was necessary in addition to the source identification. Mitigation activities including the installation of vapor mitigation systems in the Elmwood and Lenox neighborhoods in St. Louis Park was performed by the Environmental Protection Agency (EPA) in 2008. The Minnesota Pollution Control Agency (MPCA) determined that additional work was necessary to verify that the mitigation response plan continues to be effective and to identify potential chlorinated solvent release source areas.

1.2 Scope of Work

The MPCA communicated the scope of work to AECOM via emails and phone conversations in January/February, 2014. AECOM outlined the scope of work for this investigation in a proposal to the MPCA dated February 12, 2014. The scope of work outlined field sampling activities and is discussed in Section 2, below. In addition, AECOM was to prepare a Sampling and Analysis Plan (SAP) prior to the investigation. The proposal was approved by the MPCA February 28, 2014.

The project site area subject of the current investigation is shown on Figure 1. An aerial overview of the vicinity of the project site and investigation areas is shown on Figure 2.

1.0 Sampling and Analysis Plan

The SAP was prepared by AECOM prior to initiating field work for this investigation. The SAP was approved by the MPCA on March 17, 2014. The field work outlined in the SAP was as follows:

- Complete a total of 6 hydraulic direct push borings for the collection and analysis of soil and groundwater samples. The borings were to be placed in the rear of the former Super Radiator Coils building and near the backdoor of the former Super Radiator Coils Tube Fab Division building. Two of the borings were to be deep borings, one at each location, completed to the top of the Platteville formation [estimated 90 feet below ground surface (bgs)]. The other four borings were to be completed to an estimated depth of 50 feet bgs or boring refusal.
- Complete two soil vapor probes and vapor sampling. The two probes were to be completed near the existing Eclipse Electric building.
- Complete the installation of up to 123 permanent soil vapor monitoring points at depths of 8 feet each. The soil vapor monitoring points were to be installed at approximately 80-foot linear intervals at the following locations:

  - Along West 37th Street between Dakota Avenue and Alabama Avenue (Elmwood Neighborhood)
  - Along Oxford Street between Dakota Avenue and Zarthan Avenue (Elmwood Neighborhood)
  - Along Goodrich Avenue between Colorado Avenue and Zarthan Avenue including the dead end along Goodrich west of Colorado Avenue (Elmwood Neighborhood)
  - Along Gorham Avenue between Walker Street and NW 1st Street (Lenox Neighborhood)
  - In the alley running southeast to northwest located between Gorham Avenue and Brownlow Avenue (Lenox Neighborhood)
  - Along Brownlow Avenue between Lake Street West and NW 1st Street (Lenox Neighborhood)
  - Along Georgia Avenue South and continuing south along Dakota Avenue between West Lake Street and West 35th Street (Sorensen Neighborhood)
  - In the alley between West 37th Street and Oxford Street and Alabama Avenue and Brunswick Avenue (Elmwood Neighbohood)
- Complete the installation of up to 32 sub-slab, permanent vapor monitoring points at the direction of the MPCA. Two sub-slab samples were to be collected in the basement of the former EPS Printing building. The remaining 30 permanent sub-slab vapor monitoring points could be requested by homeowners in the Elmwood Neighborhood or Lenox Neighborhood as part of a mass mail survey performed by the MPCA.
- Complete up to 42 passive soil vapor diffusional sampler points (PSVS) at depths of 6 feet each. The passive soil vapor diffusional points were to be installed at approximately 80-foot linear intervals at the following locations:
  - Between Pampered Pooch and former Super Radiator Coils Tube Fab Division
  - Between Family Digest and former Super Radiator Coils and between Pampered Pooch and Family Digest
  - Along Cambridge Street between Edgewood Avenue and West 39th Street
  - Along Goodrich Avenue between Edgewood Avenue and the railroad tracks
  - Adjacent to the rail spur and West 39th Street behind the buildings located on the south side of Cambridge Street (five properties)

Quality control sampling including duplicate sample collection and trip blank analysis was performed in accordance with the SAP. In addition, quality assurance measures relative to the collection and handling of samples and data collection was performed in accordance with the SAP.

Drilling services were provided by Matrix Environmental (Matrix). Amplified Geochemical Imaging, LLC (AGI) provided Gore-sorber modules and analysis for the PSVS as outlined in the SAP. Soil and soil vapor analytical services were provided by Pace Analytical Laboratory (Pace). Groundwater analysis was performed by the Minnesota Department of Health (MDH) Public Health Laboratory in accordance with the SAP.

Deviations from SAP

AECOM performed additional field work for this investigation at the request of the MPCA which was not specified in the SAP. This work included one additional deep boring for soil and groundwater analysis, sampling eleven (11) existing monitoring wells and assisting MDH with vapor mitigation system inspections. The additional work is discussed in detail in Section 3 of this report. This additional field work was performed in accordance with applicable MPCA guidance documents.

Permanent sub-slab vapor monitoring points were installed by AECOM for this project utilizing the Cox-Colvin vapor pin method. The sub-slab vapor monitoring point method referenced in the approved SAP called for the point to be sealed with coarse sand or glass beads and non-VOC grout. This method deviation was requested by the MPCA March 18, 2014.

The Gore-sorber modules installed by hydraulic direct push for the PSVS were installed at 5 foot depths vs. the 3 foot depth specified in the SAP. This deviation was requested by the MPCA due to excessive moisture in surface soil at the time of sampler installation. In addition, the Gore-sorber modules (installed by hand tools) behind the existing Pampered Pooch building (PV-401 through PV-404) were installed at depths ranging from 1.5 to 3.5 feet, BGS due to refusal (see Section 3 for discussion). AECOM completed all other field work in accordance with the SAP.

3.0 Investigation

The field work associated with this investigation including the Temporary Soil Vapor Probes, Passive Soil Vapor Survey, Borings, Permanent Soil Vapor Monitoring, Sub-slab Soil Sampling/Vapor Mitigation System Inspection and Well Sampling is discussed below.

The investigation focused on a total of eight areas. The areas and associated field work for this investigation for the purpose of this report are defined as:

- Elmwood Neighborhood (generally between Goodrich Avenue and West 37th Street and Zarthan Avenue and the railroad tracks) – residential area soil vapor monitoring (permanent soil vapor monitoring point installation sampling and sub-slab soil vapor sampling) and inspection of existing vapor mitigation systems under the direction of MDH

- Lenox Neighborhood (generally between Gorham and Brownlow Avenues and West Lake and 1st Streets) – mixed residential/industrial area permanent soil vapor monitoring point installation/sampling, sub-slab soil vapor sampling and inspection of existing vapor mitigation systems under the direction of MDH

- Sorensen Neighborhood (generally along Dakota Avenue south of West Lake Street) – mixed residential/commercial area permanent soil vapor monitoring point installation/sampling

- Brooklawns Neighborhood (gernally between the railroad tracks and Edgewood Avenue and south of Goodrich Avenue) – industrial/commercial area passive soil vapor survey

- Eclipse Electric vicinity – industrial/commercial area soil vapor monitoring (temporary and sub-slab monitoring point installation and sampling)

- Former Super Radiator Coils – industrial/commercial area borings with soil and groundwater sampling

- Former Super Radiator Coils Tube Fab Division – industrial/commercial area borings with soil and groundwater sampling

- Current Pampered Pooch vicinity - industrial/commercial area passive soil vapor survey

Each of the eight investigation areas is identified on Figure 2.

Utility meets and/or locates were coordinated by Matrix through Gopher State One Call prior to initiating field work. In addition, private utility locates were coordinated by Matrix at private properties in which field work was performed.

A City of St. Louis Park Right of Way permit was obtained by AECOM for field work performed on City of St. Louis Park Right of Way property. In addition, AECOM and/or the MPCA obtained access agreements for all field work performed on private property.

3.1 Temporary Soil Vapor Probes

A total of two temporary soil vapor probes (VP-1 and VP-2) were installed by AECOM on March 18, 2014 for this investigation. Temporary soil vapor probes VP-1 and VP-2 were installed north and south of the existing Eclipse Electric building (6512 Walker Street), respectively to terminal depths of 8 feet BGS each.

Two soil vapor samples were collected from VP-1 and VP-2. One sample was collected from VP-1, one sample from VP-2 and a duplicate sample from VP-1. The soil vapor samples were submitted to Pace under chain of custody procedures and analyzed for VOCs using EPA method TO-15 in accordance with the SAP.

The temporary soil probe locations were sealed upon sample collection by AECOM. In addition, each temporary soil probe located was marked by a geographic positioning system (GPS) device with sub-meter accuracy by AECOM. The locations of VP-1 and VP-2 are shown on Figure 3.

3.2 Passive Soil Vapor Survey

A total of 39 PSVS samplers (Gore-sorber modules) were installed by AECOM for this investigation from March 29-30, 2014. The PSVS samplers were installed in an industrial area of the Brooklawns Neighborhood and in the vicinity of the current Pampered Pooch property.

Brooklawns neighborhood

PSVS samples PV-101 through PV-318 were installed in an industrial area of the Brooklawns neighborhood. PSVS samples PV-101 through PV-318 were installed to terminal depths of 5 feet BGS via hydraulic direct push.

Current Pampered Pooch Vicinity

PSVS samplers PV-401 through PV-408 were installed between the current Pampered Pooch building located at 7020 Walker Street and the former Super Radiator Coils Tube Fabrication Division building (current Marathon building) located at 3356 Gorham Avenue and the current Family Digest building located at 7008 Walker Street. PSVS samples PV-401 through PV-404 were installed by hand auger to terminal depths ranging from 1.5 to 3.5 feet (refusal depth). PSVS

samples PV-405 through PV-408 were installed to terminal depths of 5 feet BGS via hydraulic direct push.

The PSVS samples were retrieved by AECOM on May 21, 2014. Of the 39 samplers installed 34 were retrieved from the field. The five remaining samplers could not be retrieved due to inaccessibility and/or borehole collapse. Therefore, a total of 34 samplers were submitted to AGI under chain of custody procedures for VOC analysis. The PSVS samples were collected in accordance with the SAP.

The PSVS sample locations were sealed upon sample collection. Each PSVS sampler location was marked by a GPS device with sub-meter accuracy by AECOM. The locations of the PSVS samplers are shown on Figures 4A and 4B.

3.3 Borings

A total of seven borings (B-1 through B-7) were performed for this investigation. The borings were installed behind the former Super Radiator Coils Tube Fab Division building and behind/adjacent to the former Super Radiator Coils building. Borings were defined as deep borings and advanced to the top of the Platteville Formation or shallow borings and advanced to a depth of 50 feet or boring refusal.

Former Super Radiator Coils Tube Fab Division building

Borings B-1 through B-3 were installed April 21-22, 2014 behind the former Super Radiator Coils Tube Fabrication Division building (currently Marathon Group building) located at 3356 Gorham Avenue. Boring B-1 was installed as a deep boring advanced to 80 feet BGS to the top of the Platteville Formation. Borings B-2 and B-3 were performed as shallow borings and installed to depths of 45 feet and 50 feet BGS, respectively.

Former Super Radiator Coils building

Borings B-4 through B-6 were installed April 16-18, 2014 behind the former Super Radiator Coils building (current Tall Sales building) located at 6714 Walker Street. In addition, Boring B-7 was installed on April 24, 2014 located adjacent to Borings B-4 through B-6 on the current Sidal Realty property located at 6730 Walker Street. Boring B-7 was added as a non-scope item at the request of the MPCA on April 17, 2014, as discussed previously.

Boring B-5 was installed as a deep boring advanced to 80 feet BGS to the top of the Platteville Formation. Borings B-4 and B-6 were installed as shallow borings and installed to terminal depths of 50 feet BGS. Boring B-7 was installed as a deep boring advanced to 75 feet BGS to the top of the Platteville Formation.

All of the aforementioned borings were installed via hydraulic direct push. Soil sampling and observations are discussed below in Section 3.3.1. Temporary monitoring wells were installed in each borehole. The groundwater sampling activities are discussed below in Section 3.3.2.

Borings B-1 through B-7 were sealed in accordance with MDH requirements upon completion. Each boring was marked by a GPS device with sub-meter accuracy by AECOM. The boring locations are shown on Figures 5A and 5B.

3.3.1 Soil Sampling and Observation

A qualified AECOM environmental scientist oversaw the drilling activities at each of the borings installed for this investigation. Soil samples were collected on a continuous basis and logged during boring advancement. Soil samples were logged in general accordance with the United Soil Classification System (USCS). In addition, soil samples were field screened with an 11.7 eV photoionization detector (PID) calibrated to isobutylene for the presence of organic vapors.

A total of nineteen (19) soil samples were collected from Borings B-1 through B-7. Soil samples were collected from the top of silt/clay layers, the soil zone with the highest identified PID reading and at the soil/groundwater interface. The soil samples were collected by AECOM and submitted to Pace under chain of custody procedures and analyzed for VOCs in accordance with the SAP. The results of the soil sampling and observations are discussed below in Section 4. The complete soil boring logs are located in Appendix A.

3.3.2 Groundwater Sampling

A total of 14 groundwater samples were collected from temporary monitoring wells installed in Borings B-1 through B-7. Groundwater samples were collected from each shallow boring at the top of the water table and at the top of any low permeable layer identified in the soil boring. In addition, groundwater samples were collected from the deep borings at the top of the bedrock surface in accordance with the SAP.

The groundwater samples obtained from Borings B-1 through B-7 were submitted to the MDH under chain of custody procedures and analyzed for VOCs in accordance with the SAP. The groundwater sample analytical results are discussed in Section 4.

3.3.3 Investigation Derived Waste

A total of two investigation derived waste drums were generated as a result of this investigation. One representative soil sample was collected and submitted to Pace for the analysis of Toxicity Characteristic Leaching Procedure (TCLP) VOC, TCLP metals and total metals. In addition one representative groundwater sample was collected and submitted to MDH and analyzed for VOC.

3.4 Permanent Soil Vapor Monitoring

A total of 99 permanent soil vapor monitoring points were installed for this investigation. The permanent soil vapor monitoring points were installed by AECOM from March 31, 2014 through April 14, 2014 using hydraulic direct push methodology. Each of the permanent vapor monitoring points was installed at a depth of 8 feet BGS. The permanent soil vapor monitoring points were installed in the Elmwood Neighborhood, Lenox Neighborhood and Sorensen Neighborhood.

Elmwood Neighborhood

Permanent soil vapor monitoring points VP-001 through VP-004, VP-101 through VP-117, VP-201 through VP-221 and VP-302 through VP-319 were installed in the Elmwood Neighborhood. The locations of the Elmwood Neighborhood permanent soil vapor monitoring points are shown on Figure 6A.

Lenox Neighborhood

Permanent soil vapor monitoring points VP-401 through VP-409, VP-501 through VP-511 and VP-601 through VP-613 were installed in the Lenox Neighborhood. The locations of the Lenox Neighborhood permanent soil vapor monitoring points are shown on Figure 6B.

Sorensen Neighborhood

Permanent soil vapor monitoring points VP-701 through VP-706 were installed along Georgia Avenue and Dakota Avenue, between West Lake Street and West 35th Street in the Sorensen Neighborhood. The locations of VP-701 through VP-706 are shown on Figure 6C.

One soil vapor sample was collected from each of the aforementioned permanent soil vapor monitoring points (a total of 99 samples). In addition, one resample of soil vapor sample VP-511 (labeled VP-511 resample) was collected and is discussed in Section 4. The soil vapor samples were submitted to Pace under chain of custody procedures and analyzed for VOCs using EPA method TO-15 in accordance with the SAP. The soil vapor monitoring points were marked by a GPS device with sub-meter accuracy by AECOM.

3.5 Sub-slab Soil Sampling

A total of 18 sub-slab soil samples were collected for this investigation. Six sub-slab samples were collected in the vicinity of the current Eclipse Electric building from permanent vapor monitoring points installed by AECOM. The other 12 sub-slab samples were collected in the Elmwood and/or Lenox neighborhoods from permanent sub-slab monitoring points and/or temporary vapor monitoring points installed by AECOM and/or as part of previous mitigation work performed by the EPA.

The sample collection forms for the sub-lab soil samples are included in Appendix B.

Eclipse Electric vicinity

Permanent sub-slab vapor points SSV-1 and SSV-2 were installed by AECOM in the former EPS Printing building (current Audio by Design) located at 6518 Walker Street on March 24, 2014. In addition, sub-slab sample points SSV-15 and SSV-16 (current Bryant Graphics building located at 6500 Walker Street) as well as SSV-17 and SSV-18 (3404/3406 Library Lane) were installed based on the analytical results from temporary soil probe VP-1 (discussed previously in Section 3.1 and below in Section 4).

Permanent sub-slab vapor points SSV-15 and SSV-16 were installed by AECOM on May 28, 2014. SSV-17 and SSV-18 were installed by AECOM on June 9, 2014. Sub-slab sample monitoring points SSV-1, SSV-2, SSV-15, SSV-16, SSV-17 and SSV-18 are shown on Figure 7A.

One sub-slab vapor sample was collected from each of the six monitoring points mentioned above. The samples were submitted to Pace under chain of custody procedures and analyzed for VOCs using EPA method TO-15 in accordance with the SAP.

Elmwood Neighborhood

AECOM collected sub-slab soil vapor samples from existing sample ports for residences located in the Elmwood Neighborhood. The sample dates and locations are as follows:

- Turkington Residence at 6000 Goodrich Avenue on April 1, 2014 (SSV-3)
- Hawkinson Residence at 6008 Goodrich Avenue on April 1, 2014 (SSV-4)
- Larson Residence at 3751 Brunswick Avenue on April 9, 2014 (SSV-8)
- Petersen Residence at 3716 Colorado Avenue on April 10, 2014 (SSV-9)
- Hillren Residence at 6005 Oxford Street on April 24, 2014 (SSV-11)
- Simonett Residence at 6232 Oxford Street on May 1, 2014 (SSV-13)
- Ager Residence at 6030 Oxford Street on May 21, 2014 (SSV-14)

AECOM installed a new permanent sub-slab vapor point at the Kragseth Residence located at 6216 Oxford Avenue. This installation was required because the existing monitoring point was not-functional due to salt intrusion from the Kragseth's water softener. The new permanent sub-slab vapor monitoring point was installed and sampled by AECOM on April 15, 2014 (SSV-10).

In addition, AECOM installed temporary sub-slab monitoring points at the Musolf Residence located at 6018 Goodrich Avenue and Quinn Residence located at 3770 Colorado Avenue. No existing sub-slab sample points were located at these locations. These residences requested temporary points in lieu of permanent vapor monitoring points due to potential real estate transactions. The Quinn (SSV-7) and Musolf Residences (SSV-12) were installed/ sampled by AECOM on April 8, 2014 and April 29, 2014, respectively.

One sub-slab vapor sample was collected from each of the 10 monitoring points mentioned above. The samples were submitted to Pace for VOC analysis by EPA method TO-15 under chain of custody procedures. The locations of the residential sub-slab vapor samples collected from the Elmwood neighborhood are shown on Figure 7B.

Lenox Neighborhood

AECOM collected sub-slab soil vapor samples from existing sample ports for residences located in the Lenox Neighborhood. The sample dates and locations are as follows:

- Kuester Residence at 3354 Brownlow Avenue on April 3, 2014 (SSV-6)

In addition, AECOM installed a temporary sub-slab vapor monitoring point at the Nalezny Residence located at 3375 Brownlow Avenue. The temporary installation was required because an existing sample point was not located. A permanent soil vapor monitoring point could not be installed by AECOM at the Nalezny residence due to insufficient slab thickness (2 inches or less). The temporary sub-slab monitoring point was sampled by AECOM on April 3, 2014 (SSV-5).

One sub-slab vapor sample was collected from each of the 2 monitoring points mentioned above. The samples were submitted to Pace under chain of custody procedures and analyzed for VOCs using EPA method TO-15 in accordance with the SAP. The locations of the residential sub-slab vapor samples collected from the Lenox Neighborhood are shown on Figure 7C.

3.6 Vapor Mitigation System Inspections

AECOM assisted Mr. Joshua Kerber representing the Indoor Air Unit of the MDH during his inspection of existing soil vapor mitigation systems which were installed in the Elmwood and Lenox neighborhoods as part of mitigation work by the EPA in 2008.

AECOM provided labor under the direction of Mr. Kerber. This assistance was requested by the MPCA after initiation of this investigation on March 17, 2014 and is therefore not included as part of the SAP. The vapor mitigation systems inspected by MDH were for the following residences:

- Turkington Residence at 6000 Goodrich Avenue
- Kuester Residence at 3354 Brownlow Avenue
- Larson Residence at 3751 Brunswick Avenue
- Kragseth Residence at 6216 Oxford Street
- Hillren Residence at 6005 Oxford Street
- Ager Residence at 6030 Oxford Street
- Nalezny Residence at 3375 Brownlow Avenue

The Hawkinson Residence at 6008 Goodrich Avenue, Petersen Residence at 3716 Colorado Avenue and Simonett Residence at 6232 Oxford Street declined the vapor mitigation system inspections.

No vapor mitigation systems were installed by EPA at the Quinn residence at 3770 Colorado Avenue or Musolf residence at 6018 Goodrich Avenue. Therefore, no inspections were performed at these locations.

Vapor mitigation inspection forms completed by Mr. Kerber were submitted directly to the MPCA for distribution.

3.7 Well Sampling

3.7.1 Monitoring wells

A total of eleven (11) monitoring wells were sampled by AECOM for this investigation. AECOM sampled monitoring wells SLP-01, SLP-02, SLP-03, SLP-04, SLP-05, SPS-432, W-21, W-121, W-129, W-130 and W-132. The MPCA requested samples from the aforementioned monitoring wells as part of this investigation on April 21, 2014 and is a deviation relative to the SAP.

AECOM sampled monitoring wells SLP-01, SLP-02, SLP-03, SLP-04, SLP-05, SPS-432, W-21, W-121, W-129, W-130 and W-132 on May 12-13, 2014. The monitoring wells were stabilized by AECOM prior to sampling in accordance with MPCA Guidance Document 4-05. The sampling information forms are included in Appendix C. Groundwater samples from these wells were submitted to MDH under chain of custody procedures and analyzed for VOCs. The location of the aforementioned monitoring wells is shown on Figure 8A.

3.7.2 Irrigation well

AECOM collected one sample from the irrigation well located at Blake Middle School in Hopkins, Minnesota on June 13, 2014. The sample was requested by the MPCA on June 11, 2014 and is; therefore, a deviation relative to the SAP.

The sample collected from the irrigation well at Blake Middle School was submitted to MDH under chain of custody procedures and analyzed for VOCs and PAHs. The approximate location from which the sample was taken is shown on Figure 8B.

4.0 Results

4.1 Temporary Soil Vapor Probes

Soil vapor samples collected from the two temporary soil vapor probes in the vicinity of the existing Eclipse Electric building were analyzed for VOCs via EPA method TO-15 as discussed in the previous section. The analytical results were reviewed by AECOM and compared to Intrusion Screening Values (ISVs) and Acute ISVs established by the MPCA.

Eclipse Electric vicinty

PCE was identified at concentrations of 94,800 micrograms per cubic meter (µg/m^3)and 145,000 µg/m^3 in the sample and duplicate sample collected from VP-1 (VP-1 and VP-1A, respectively), exceeding the 100x ISV for PCE of 6,000 µg/m^3 and Acute ISV of 20,000 µg/m^3. The results are summarized on Table 1. The complete analytical report is included in the Appendix D. No other compounds were identified in VP-1 or VP-2 (or duplicate sample) in exceedance of established ISVs.

4.2 Passive Soil Vapor Survey

PSVS samples were analyzed for VOCs as discussed in the previous section. The analytical results are reported in micrograms (µg) as relative mass value. PCE, TCE, 1,3,5-trimethylbenzene, 1,2,4-trimethylbenzene and 2-methylnapthalene were selected by the MPCA as target compounds to be displayed as isoconcentrations contours on maps included in the lab report in Appendix E.

The complete laboratory results and statistical analysis are summarized on Table 2. The complete analytical report is included in Appendix D.

Brooklawns Neighborhood

PSVS samples PV-101 through PV-318 were collected in an industrial area of the Brooklawns Neighborhood. The PSVS analytical results appear to show relatively higher mass values of PCE in the southwest portion of the study area (as well as in the southeast portion to a lesser degree) and in two locations along Cambridge Street in the study area. In addition, TCE was identified in relatively higher mass values in the southwest portion of the study area and near the intersection of Cambridge Street and the railroad tracks.

The PSVS analytical results appear to show relatively higher mass values of 1,3,5-trimethylbenzene and 1,2,4-trimethylbenzene in the northern portion of the area along Goodrich Avenue and near the southeast and south-central portions of this area. 2-methylnapthalene was identified in relatively higher mass values in the samples collected from the southeast, southwest and central portions of the study area.

Current Pampered Pooch Vicinity

PSVS samples PV-401 through PV-408 were collected between the current Pampered Pooch building located at 7020 Walker Street and the former Super Radiator Coils Tube Fabrication Division building (current Marathon building) located at 3356 Gorham Avenue and the current Family Digest building located at 7008 Walker Street. None of the target compounds were identified in relatively high mass values in the PSVS samples collected from this area.

4.3 Borings

4.3.1 Soil Sampling

A total of nineteen (19) soil samples collected from Borings B-1 through B-7 were submitted to Pace for analysis of VOCs as discussed in Section 3. The analytical results were reviewed by AECOM and compared to Soil Leaching Values (SLVs) and Residential/Industrial Soil Reference Values (SRVs) established by the MPCA. The results are summarized on Table 3. The complete analytical results are included in Appendix D.

Former Super Radiator Coils Tube Fab Division

Borings B-1 through B-3 were installed behind the former Super Radiator Coils Tube Fab Division building. Soils encountered in B-1 through B-3 generally consisted of well graded and/or silty sands with one exception. Clay was identified in Boring B-2 at a depth of approximately 39 feet (bgs) extending to the terminus of the borehole at 45 feet (bgs). Groundwater was encountered at depths ranging from approximately 36 to 38 feet (bgs) in Borings B-1 through B-3.

No PID readings above background levels were identified in the soil samples collected from B-1 through B-3. In addition, no stained soils or visual evidence of contamination was identified in borings B-1 through B-3. Based on field observations, soil samples were collected and analyzed for VOCs at depths of 36 feet, 55 feet and 80 feet (bgs) in Boring B-1, 38 feet, 39 feet and 45 feet bgs in Boring B-2 and at 4 feet, 36 feet and 50 feet (bgs) in Boring B-3.

No VOCs in exceedance of established SLVs and/or SRVs were identified in any of the soil samples collected from Borings B-1 through B-3 behind the former Super Radiator Coils Tube Fab Division.

Former Super Radiator Coils

Borings B-4 through B-6 were Installed behind the former Super Radiator Coils building. In addition, Boring B-7 was installed southwest and adjacent to Borings B-4 through B-6 on the current Sidal Realty property.

Soils encountered in B-4 through B-6 generally consisted of sands with one exception. An approximately 1-foot layer of clay was identified in B-5 at a depth of approximately 57 feet (bgs). Groundwater was encountered at depths ranging from approximately 44.5 to 46.5 feet (bgs) in Borings B-4 through B-6. Soils encountered in B-7 generally consisted of well graded sand. Groundwater was encountered in B-7 at a depth of approximately 34.5 feet (bgs).

A PID reading of 14 PID units was measured at an approximate depth of 55 feet to 57.5 feet (bgs) in B-5 in the soil sample collected in the vicinity of the clay layer discussed in the previous paragraph. In addition, a PID reading of 5 PID units was identified in B-5 in the soil sample collected from 75 feet to 77.5 feet (bgs). No other PID readings above background levels were identified in the soil samples collected from B-4 through B-7. In addition, no stained soils or visual evidence of contamination was identified in Borings B-4 through B-7.

Based on field observations, soil samples were collected for chemical analysis of VOCs at depths of 4 feet and 48 feet (bgs) in Boring B-4, 45 feet, 56 feet and 80 feet in Boring B-5 and at 4 feet and 48 feet (bgs) in Boring B-6. In addition, soil samples for chemical analysis were collected at depths of 4 feet, 34 feet and 75 feet (bgs) in Boring B-7.

PCE was identified in soil samples at concentrations of 57.5 micrograms per kilogram (µg/kg) (Boring B-4 at a depth of 48 feet (bgs)), 79.5 µg/kg (Boring B-5 at a depth of 45 feet (bgs)) and 9080 µg/kg (Boring B-5 at a depth of 56 feet (bgs)), exceeding the SLV of 41.5 µg/kg. No other VOCs in exceedance of established SLVs and/or SRVs were identified in any of the other soil samples collected from Borings B-4 through B-6 located behind the former Super Radiator Coils building.

cis-1,2-Dichloroethene was identified at a concentration of 243 µg/kg in the soil sample collected from Boring B-7 at a depth of 75 feet (bgs), exceeding the SLV of 208 µg/kg. No other VOCs in exceedance of established SLVs and/or SRVs were identified in any of the other soil samples collected from Boring B-7 located southwest and adjacent to Borings B-4 through B-6.

4.3.2 Groundwater Sampling

A total of twelve (12) groundwater samples (plus 2 duplicate samples) were collected from temporary monitoring wells installed in Borings B-1 through B-7 and analyzed for VOCs as discussed in the previous section. The analytical results were reviewed by AECOM and compared to MDH established Health Risk Limits (HRLs), Health Based Values (HBVs) and/or Risk Assessment Advice (RAA). The results are summarized on Table 4. The complete analytical results are included in Appendix D.

Former Super Radiator Coils Tube Fab Division

Groundwater samples were collected at depths of 38-42 feet, 52-56 feet and 72-76 feet (bgs) in Boring B-1 (deep boring). Groundwater samples were collected at the terminus of Borings B-2 and B-3.

Benzene was identified at concentrations of 82 and 81 micrograms per liter (µg/L) in the groundwater sample and duplicate groundwater sample, respectively collected from Boring B-1 at a depth of 52-56 feet (bgs). In addition, benzene was identified at a concentration of 99 µg/L in the soil sample collected from Boring B-1 at a depth of 72-76 feet (bgs). The benzene concentrations mentioned above were identified in exceedance of the HRL of 2 µg/L.

Benzene was identified at concentrations of 63 µg/L and 61 µg/L in the groundwater samples collected from B-2 at a depth of 40-45 BGS (terminus of boring) and B-3 at a depth of 40-45 feet (bgs), respectively. The benzene concentrations mentioned above were identified in exceedance of the HRL of 2 µg/L.

Ethylbenzene was identified at a concentration of 110 µg/L in the groundwater sample and duplicate sample collected from Boring B-1 at a depth of 52-56 feet (bgs). In addition, ethylbenzene was identified at a concentration of 130 µg/L in Boring B-1 at a depth of 72-76 feet (bgs). The ethylbenzene concentrations identified above were identified in exceedance of the HRL of 50 µg/L.

Ethylbenzene was identified at concentrations of 76 µg/L and 72 µg/L in the groundwater samples collected from B-2 at a depth of 40-45 (bgs) and B-3 at a depth of 40-45 feet (bgs), respectively. The ethylbenzene concentrations mentioned above were identified in exceedance of the HRL of 50 µg/L.

Napthalene was identified at concentrations of 3,500 µg/L and 3,400 µg/L in the groundwater sample and duplicate sample, respectively collected from Boring B-1 at a depth of 52-56 feet (bgs). In addition, napthalene was identified at a concentration of 2,000 µg/L in Boring B-1 at a depth of 72-76 feet (bgs). The napthalene concentrations identified above were identified in exceedance of the HRL of 70 µg/L.

Napthalene was identified at concentrations of 2,300 µg/L and 1,900 µg/L in the groundwater samples collected from B-2 at a depth of 40-45 (bgs) and B-3 at a depth of 40-45 feet (bgs), respectively. The napthalene concentrations mentioned above were identified in exceedance of the HRL of 70 µg/L.

TCE was identified at a concentration of 9.4 µg/L in the groundwater sample obtained from Boring B-1 at a depth of 38-42 (bgs), exceeding the HRL of 5 µg/L and HBV of 0.4 µg/L.

No other VOCs were identified in the groundwater samples collected from B-1 through B-3 located behind the former Super Radiator Coils Tube Fab Division building in exceedance of established HRLs, HBVs and/or RAA.

Former Super Radiator Coils

Borings B-4 through B-6

Groundwater samples were collected at the terminus of Borings B-4 and B-6. Groundwater samples were collected from depths of 46-50 feet (bgs), 52-56 feet (bgs) and 76-80 feet (bgs) in Boring B-5.

Benzene was identified at a concentration of 29 µg/L in the groundwater sample collected from Boring B-5 at a depth of 76-80 feet (bgs), exceeding the HRL of 2 µg/L.

cis-1,2-dichloroethylene was identified at concentrations of 69 µg/L and 1,400 µg/L in the groundwater samples collected from B-5 at depths of 52-56 feet (bgs) and 76-80 feet (bgs), respectively, exceeding the HRL of 50 µg/L.

PCE was identified at a concentration of 110 µg/L in the groundwater sample collected from Boring B-4 at a depth of 46-50 feet (bgs), exceeding the HRL of 5 µg/L.

PCE was identified at concentrations of 650 µg/L, 21,000 µg/L and 380 µg/L in the groundwater samples collected from Boring B-5 at depths of 46-50 feet (bgs), 52-56 feet (bgs) and 76-80 feet (bgs), respectively, exceeding the HRL of 5 µg/L.

PCE was identified at a concentrations of 520 µg/L and 390 µg/L in the groundwater sample collected from Boring B-6 at a depths of 46-50 feet BGS (bgs) and duplicate sample, respectively, exceeding the HRL of 5 µg/L.

trans-1,2-dichloroethylene was identified at a concentration of 60 µg/L in the groundwater sample collected from Boring B-5 at a depth of 76-80 feet (bgs), exceeding the HRL of 40 µg/L.

TCE was identified at a concentration of 150 µg/L in the groundwater sample collected from Boring B-5 at a depth of 52-56 feet (bgs), exceeding the HRL of 5 µg/L.

Vinyl chloride was identified at a concentration of 240 µg/L in the groundwater sample collected from Boring B-5 at a depth of 76-80 feet (bgs), exceeding the HRL of 0.2 µg/L.

No other VOCs were identified in the groundwater samples collected from Borings B-4 through B-6 located behind the former Super Radiator Coils building in exceedance of established HRLs, HBVs and/or RAA.

Boring B-7

Groundwater samples were collected at depths of 36-40 feet and 71-75 feet (bgs) in Boring B-7.

Benzene was identified at a concentration of 33 µg/L in the groundwater sample collected from Boring B-7 at a depth of 71-75 feet (bgs), exceeding the HRL of 2 µg/L.

cis-1,2-dichloroethylene was identified at a concentration of 1,100 µg/L in the groundwater sample collected from B-7 at a depth of 71-75 feet (bgs), exceeding the HRL of 50 µg/L.

PCE was identified at a concentration of 34 µg/L in the groundwater sample collected from Boring B-7 at a depth of 71-75 feet (bgs) exceeding the HRL of 5 µg/L.

Trans-1,2-dichloroethylene was identified at a concentration of 100 µg/L in the groundwater sample collected from Boring B-7 at a depth of 71-75 feet (bgs), exceeding the HRL of 40 µg/L.

TCE was identified at concentrations of 2.5 µg/L and 160 µg/L in the groundwater samples collected from Boring B-7 at depths of 36-40 feet (bgs) and 71-75 feet (bgs), respectively, exceeding the HRL of 5 µg/L.

Vinyl chloride was identified at a concentration of 37 µg/L in the groundwater sample collected from Boring B-7 at a depth of 71-75 feet (bgs), exceeding the HRL of 0.2 µg/L.

No other VOCs were identified in the groundwater samples collected from Boring B-7 located southwest and adjacent to Borings B-4 through B-6 in exceedance of established HRLs, HBVs and/or RAA.

4.3.3 Investigation Derived Waste

Two IDW drums were generated as part of this investigation as discussed previously in Section 3. The analytical results of the sampling previously discussed in Section 3 are included in Appendix D.

The two IDW drums generated as a result of this investigation will be disposed by a State Contractor in FY15 based on an agreement reached with the MPCA and the City of St. Louis Park May 20, 2014.

4.4 Permanent Soil Vapor Monitoring

Soil vapor samples collected from permanent soil vapor monitoring points VP-001 through VP-004, VP-101 through VP-117, VP-201 through VP-221, VP-302 through VP-319, VP-401 through VP-409, VP-501 through VP-511, VP-601 through VP-613 and VP-701 through VP-706 were analyzed for VOCs via EPA method TO-15 as discussed in the previous section. The analytical results were reviewed by AECOM and compared to Residential and/or Industrial ISVs and Acute ISVs established by the MPCA. These results are summarized on Tables 5A through 5G. The complete laboratory analytical reports are included in Appendix D.

Elmwood Neighborhood

Soil vapor samples VP-001 through VP-004, VP-101 through VP-117, VP-201 through VP-221 and VP-302 through VP-319 were collected from permanent soil vapor monitoring points installed by AECOM in the Elmwood Neighborhood.

Methylene chloride (dichloromethane) was identified at concentrations of 4,790 µg/m^3 and 9,760 µg/m^3 in the samples VP-112 and VP-117A (duplicate of VP-117), exceeding the Residential 100x ISV of 2,000 µg/m^3. No other VOCs were identified in exceedance of established 100x ISVs in any of the other soil vapor samples collected in the Elmwood Neighborhood.

Lenox Neighborhood

Soil vapor samples VP-401 through VP-409, VP-501 through VP-511 and VP-601 through VP-613 were collected from permanent soil vapor monitoring points installed by AECOM in the Lenox Neighborhood.

1,3-butadiene was identified at a concentration of 279 µg/m^3 in sample VP-511, exceeding the Residential and Industrial 100x ISV of 30 µg/m^3 and 100 µg/m^3, respectively. The permanent soil vapor monitoring point installed at VP-511 was resampled by AECOM at the direction of the MPCA on May 6, 2014 (labeled VP-511 resample). No 1,3-butadiene was identified above laboratory reporting limits in the resample. No other VOCs were identified in exceedance of established 100x ISVs in any of the other soil vapor samples collected from the Lenox Neighborhood.

Sorensen Neighborhood

Soil vapor samples VP-701 through VP-706 were collected from permanent soil vapor monitoring points installed by AECOM in the Sorensen Neighborhood. No VOCs were identified in exceedance of established 100x ISVs in any of the soil vapor samples collected from the Sorensen Neighborhood.

4.5 Sub-slab Soil Sampling

Sub-slab soil vapor samples collected from permanent sub-slab vapor monitoring points installed in the vicinity of Eclipse Electric (samples SSV-1, SSV-2 and SSV-15 through SSV-18) were analyzed for VOCs via method TO-15 as discussed previously. The soil vapor analytical results are compared to the 10x Industrial ISV and Acute ISVs established by the MPCA.

Sub-slab soil vapor samples collected from permanent and/or temporary sub-slab vapor monitoring points installed in the Elmwood Neighborhood (samples SSV-3 through SSV-14) were analyzed for VOCs via method TO-15 as discussed previously. The soil vapor analytical results were compared to the 10x Residential ISV and Acute ISVs established by the MPCA.

Eclipse Electric vicinity

Soil vapor samples were collected by AECOM from permanent sub-slab vapor points SSV-1 and SSV-2 from the former EPS Printing building (current Audio by Design) located at 6518 Walker Street. In addition, soil vapor samples were collected by AECOM from permanent sub-slab vapor points SSV-15 and SSV-16 (current Bryant Graphics building located at 6500 Walker Street) and SSV-17 and SSV-18 (3404/3406 Library Lane).

A total of three VOC compounds were identified in exceedance of 10x Industrial ISVs and/or Acute ISVs in one or more of the sub-slab samples collected as part of this investigation.

PCE was identified at concentrations of 4,220 µg/m^3, 3,090 µg/m^3 and 2,930 µg/m^3 in sub-slab samples SSV-2, SSV-15 and SSV-16, respectively exceeding the 10x Industrial ISV of 600 µg/m^3.

TCE was identified at a concentration of 103 µg/m^3 in sample SSV-16, exceeding the 10x Industrial ISV of 60 µg/m^3.

2-propanol (Isopropyl alcohol) was identified at concentrations of 4,020 µg/m^3 and 8,820 µg/m^3 in sub-slab samples SSV-15 and SSV-16, respectively exceeding the Acute ISV of 3,200 µg/m^3.

The laboratory analytical results for the sub-slab vapor sampling in the vicinity of Eclipse Electric are summarized on Table 6A. The complete analytical reports are included in Appendix D.

Elmwood Neighborhood

No compounds were identified in exceedance of the 10x Residential ISVs in any of the ten (10) sub-slab samples collected from residences in the Elmwood Neighborhood for this investigation (referenced in Section 3.5). The laboratory analytical results for the residential sub-slab vapor sampling are summarized on Table 6B. The complete analytical reports are included in Appendix D.

Lenox Neighborhood

No compounds were identified in exceedance of the 10x Residential ISVs in either of the 2 sub-slab samples collected from residences in the Lenox Neighborhood for this investigation (referenced in Section 3.5). The laboratory analytical results for the residential sub-slab vapor sampling are summarized on Table 6B. The complete analytical reports are included in Appendix D.

4.6 Vapor Mitigation System Inspections

Vapor mitigation system reports were prepared by MDH upon completion of their inspections as discussed previously in Section 3.6. These reports were submitted directly to the MPCA.

4.7 Well Sampling

AECOM sampled a total of eleven (11) existing monitoring wells (SLP-01, SLP-02, SLP-03, SLP-04, SLP-05, SPS-432, W-21, W-121, W-129, W-130 and W-132) for this investigation at the request of the MPCA. The monitoring well samples were analyzed for VOCs as discussed in the previous section. In addition, AECOM sampled one irrigation well (BSW-01S) located at Blake Middle School in Hopkins, MN. The irrigation well was sampled for VOCs and PAHs as discussed in the previous section

The analytical results were compared to HRLs, HBVs and/or RAAs established by MDH. The monitoring well analytical results are summarized on Tables 7A and 7B. The complete analytical results are included in Appendix D.

4.7.1 Monitoring wells

A total of six compounds were identified in exceedance of established HRLs, HBVs and/or RAAs in the samples collected from the monitoring wells sampled for this investigation.

1,1,2-Trichloroethane was identified at a concentration of 37 µg/L in the sample collected from SLP-01, exceeding the HRL of 3 µg/L.

1,2-Dichloroethane was identified at a concentration of 100 µg/L in the sample collected from SLP-01, exceeding the HRL of 1 µg/L.

Benzene was identified at concentrations of 63 µg/L and 2 µg/L in the samples collected from SPS-432 and W-129 (and duplicate sample collected from W-129 labeled W-129-A), respectively, exceeding the HRL of 2 µg/L.

Cis-1,2-Dichloroethene was identified at a concentration of 100 µg/L in the sample collected from SPS-432, exceeding the HRL of 50 µg/L.

TCE was identified at concentrations of 3.6 µg/L and 1.1 µg/L in the samples collected from SLP-03 and SLP-05, respectively, exceeding the HBV of 0.4 µg/L.

Vinyl chloride was identified at concentrations of 20 µg/L, 4.8 µg/L, 3.8 µg/L, 100 µg/L and 1.5 µg/L in the samples collected from SLP-01, SLP-02, SLP-04, SPS-432 and W-121, respectively exceeding the HRL of 0.2 µg/L.

The laboratory analytical results for the monitoring well sampling are summarized on Table 7A. The complete analytical reports are included in Appendix D.

4.7.2 Irrigation/Supply well

The laboratory analytical results for the groundwater sample collected from the Blake School will be submitted by MDH directly to the MPCA. The analytical results will not be part of this report.

5.0 Discussion

The St. Louis Park Investigation completed by AECOM included geographic-specific investigation activities in areas generally north and south of Highway 7 between Wooddale Avenue and Louisiana Avenue. Each geographic area contains data from previously identified locations throughout the project area. Therefore the discussion relative to this investigation is divided into sections based on the findings from each individual portion of the project site.

5.1 Elmwood Neighborhood

A total of ten (10) sub-slab soil samples were collected from permanent and/or sub-slab monitoring points installed in the Elmwood neighborhood.

- Methylene chloride (dichloromethane) was identified at concentrations exceeding the Residential 100x ISV in two sample locations. The source of methylene chloride is not known at this time.

No other VOCs were identified in exceedance of applicable ISVs in any other soil vapor samples collected in the Elmwood neighborhood.

5.2 Lenox Neighborhood

A total of 34 soil vapor samples were collected from 33 permanent soil vapor monitoring points installed for this investigation in the Lenox neighborhood. In addition, 2 sub-slab soil samples were collected from permanent and/or sub-slab monitoring points installed in the Lenox neighborhood.

- 1,3-butadiene was identified exceeding the Residential 100x ISV in one soil vapor sample. However, no 1,3-butadiene was identified above laboratory reporting limits in the resample of the sample point by AECOM.

No other VOCs were identified in exceedance of their applicable ISVs in any other soil vapor samples collected in the Lenox neighborhood.

5.3 Sorensen Neighborhood

A total of 7 soil vapor samples were collected from 7 permanent soil vapor monitoring points installed for this investigation in the Sorensen neighborhood. No VOCs were identified in exceedance of the 100x ISVs from any of the soil vapor samples submitted for analysis from this area.

5.4 Brooklawns Neighborhood

A total of 31 PSVS samples were collected in the industrial area of the Brooklawns neighborhood. PCE, TCE, 1,3,5-trimethylbenzene, 1,2,4-trimethylbenzene and 2-methylnapthalene were selected by the MPCA as target compounds to be displayed as contours on maps in order to determine potential targets for further investigation.

Relatively higher mass values of PCE were identified in the southwest portion of the study area (as well as in the southeast portion to a lesser degree) and in two locations along Cambridge Street in the study area. In addition, TCE was identified in relatively higher mass values in the southwest portion of the study area and near the intersection of Cambridge Street and the railroad tracks.

The PSVS analytical results appear to show relatively higher mass values of 1,3,5-trimethylbenzene and 1,2,4-trimethylbenzene in the northern portion of the area along Goodrich Avenue and near the southeast and south-central portions of this area. 2-methylnapthalene was identified in relatively

higher mass values in the samples collected from the southeast, southwest and central portions of the study area.

5.5 Eclipse Electric Vicinity

Two soil vapor samples were collected from two temporary soil vapor monitoring points installed on either side of the existing Eclipse Electric building.

- PCE was identified in exceedance of the 100x ISV in the temporary soil vapor sample collected from the south side of the Eclipse Electric building. This exceedance was reported by AECOM to the MPCA on May 9, 2014.

No other ISV exceedances were identified in the temporary soil vapor samples submitted for analysis.

A total of six soil vapor samples were collected by AECOM from permanent sub-slab vapor points installed in buildings adjacent to Eclipse Electric as part of this investigation.

- PCE was identified in exceedance of the 10x Industrial ISV in sample collected from the former EPS Printing (current Audio by Design) building. This exceedance was reported to MPCA on April 16, 2014.
- PCE, TCE and isopropyl alcohol were identified in exceedance of the 10x Industrial ISV in the soil vapor samples collected from the current Bryant Graphics building. These exceedances were reported to the MPCA on June 12, 2014.

No other ISV exceedances were identified in the sub-slab soil vapor samples submitted for analysis from the buildings adjacent to Eclipse Electric.

5.6 Former Super Radiator Coils Tube Fab Division

A total of 3 borings (B-1 through B-3) including sample collection for soil and groundwater analysis were performed behind the former Super Radiator Coils Tube Fab Division building.

No VOCs in exceedance of established SLVs and/or SRVs were identified in any of the soil samples collected from Borings B-1 through B-3.

- Benzene, ethylbenzene and naphthalene were identified in exceedance of the HRL in the groundwater samples collected from Boring B-1 at depths of 52-56 feet (bgs) and 72-76 feet (bgs) and in Borings B-2 and B-3 at a depth of 40-45 (bgs).
- TCE was identified in exceedance of the HRL in the groundwater sample obtained from Boring B-1 at a depth of 38-42 (bgs).

No other VOCs were identified in exceedance of HRLs in the groundwater samples obtained from Borings B-1 through B-3.

5.7 Former Super Radiator Coils

A total of 3 borings (Borings B-4 through B-6) were performed behind the former Super Radiator Coils building. In addition, 1 boring (Boring B-7) was performed southwest and adjacent to Borings B-4 through B-6 on the current Sidal Realty property. Each boring was performed for soil and groundwater collection and analysis.

Borings B-4 through B-6

Soil

- PCE was identified in exceedance of the SLV in the soil samples collected from Boring B-4 at a depth of 48 feet (bgs), Boring B-5 at a depth of 45 feet (bgs) and Boring B-5 at a depth of 56 feet (bgs).

No other VOCs were identified in exceedance of SLVs and/or SRVs in the soil samples collected from Borings B-4 through B-6.

Groundwater

- PCE was identified in exceedance of the HRL in the groundwater samples collected from Borings B-4 through B-6 at a depth of 46-50 feet (bgs).
- cis-1,2-dichloroethylene, PCE and TCE were identified in exceedance of the HRL in the groundwater samples collected from Boring B-5 at a depth of 52-56 feet (bgs).
- Benzene, cis-1,2-dichlorothylene, PCE, trans-1,2-dichloroethylene and vinyl chloride were identified in exceedance of the HRL in the groundwater sample obtained from Boring B-5 at a depth of 76-80 feet (bgs).

No other VOCs were identified in the groundwater samples submitted for analysis from Borings B-4 through B-6.

Boring B-7

Soil

- cis-1,2-Dichloroethene was identified in exceedance of the SLV in the soil sample collected from Boring B-7 at a depth of 75 feet BGS.

No other VOCs were identified in exceedance of SLVs and/or SRVs in the soil samples submitted for analysis from Boring B-7.

Groundwater

- TCE was identified in exceedance of the HRL in the groundwater sample collected from Boring B-7 at a depth of 36-40 feet (bgs).
- Benzene, cis-1,2-dichloroethylene, PCE, trans-1,2-dichloroethylene, TCE and vinyl chloride were identified in exceedance of the HRL in the groundwater sample collected from Boring B-7 at a depth of 71-75 feet (bgs).

No other VOCs were identified in exceedance of the HRLs in the groundwater samples submitted for analysis from Boring B-7.

5.8 Pampered Pooch Vicinity

A total of eight PSVS samples were collected between the existing Pampered Pooch building and former Super Radiator Coils Tube Fabrication Division building and the current Family Digest building. No target compounds were identified in the PSVS samples submitted for analysis.

5.9 Well Sampling

A total of eleven (11) monitoring wells were sampled for VOCs as part of this investigation.

- 1,1,2-Trichloroethane, 1,2-Dichloroethane and vinyl chloride were identified in exceedance of the HRLs in the groundwater sample collected from SLP-01.
- Benzene was identified in exceedance of the HRL in the groundwater sample collected from W-129.
- cis-1,2-Dichloroethene, benzene and vinyl chloride were identified in exceedance of the HRLs in the groundwater sample collected from SPS-432.
- Trichloroethylene was identified in exceedance of the HRL in the groundwater samples collected from SLP-03 and SLP-05.
- Vinyl chloride was identified in exceedance of the HRLs in the groundwater samples collected from SLP-02, SLP-04 and W-121.

No other VOCs were identified in exceedance of the HRLs from the monitoring well samples submitted for analysis.

Irrigation Well

One groundwater sample was collected from the irrigation well at Blake Middle School. The analytical results will be submitted directly to the MPCA.

6.0 General Qualifications

The evaluations and opinions presented in this report were developed from consideration of the project area characteristics and interpretation of available data. AECOM's interpretation of available data is based on commonly accepted reasonable engineering judgment. AECOM's opinions were made based upon AECOM's knowledge, experience and qualifications and represent AECOM's judgment.

AECOM professional services were performed in accordance with generally accepted engineering practices. This warranty is in lieu of other warranties, either expressed or implied. AECOM assumes no responsibility for data or interpretations made by others. AECOM assumes responsibility for the accuracy of the report's contents subject to what is stated elsewhere in this section but recommends that the report be used only for the purpose intended by the client and AECOM when the report was prepared. The report may be unsuitable for other uses and reliance on its content by anyone other than the client is done at the sole risk of the user.

We appreciate the opportunity to provide environmental services to you on this project. If you have any questions regarding the contents of this report, or if we can be of further assistance, please contact Tony Coryell at 612-376-2427 (tony.coryell@aecom.com).

Sincerely,

Anthony J. Coryell
Project Manager

Alan Gorski
Senior Scientist

List of Figures

Figure 1 – Site Topographic Map

Figure 2 – Site Aerial Overview

Figure 3 – Temporary Soil Vapor Borings

Figures 4A and 4B – Passive Soil Vapor Probes

Figures 5A and 5B – Borings

Figures 6A, 6B and 6C – Permanent Soil Vapor Monitoring Points

Figures 7A, 7B and 7C – Sub-slab Soil Vapor Samples

Figures 8A and 8B – Well Locations

List of Tables

Table 1 – Soil Vapor Analytical Results from Temporary Monitoring Points

Table 2 – Soil Vapor Contamination Mass Results

Table 3 – Soil Analytical Results from Borings

Table 4 – Groundwater Analytical Results from Borings

Tables 5A through 5G – Soil Vapor Analytical Results from Permanent Monitoring Points

Tables 6A and 6B – Sub-slab Soil Vapor Analytical Results

Tables 7A and 7B – Well Analytical Results

Table 8 – GPS Coordinates

Document Path: J:\MPCA\FY14_MPCA\FY14 Projects\60317420 St. Louis Park Investigation\900_WorkingDocs-CAD\Figures\GIS Figures\Figure 1 Topo.mxd

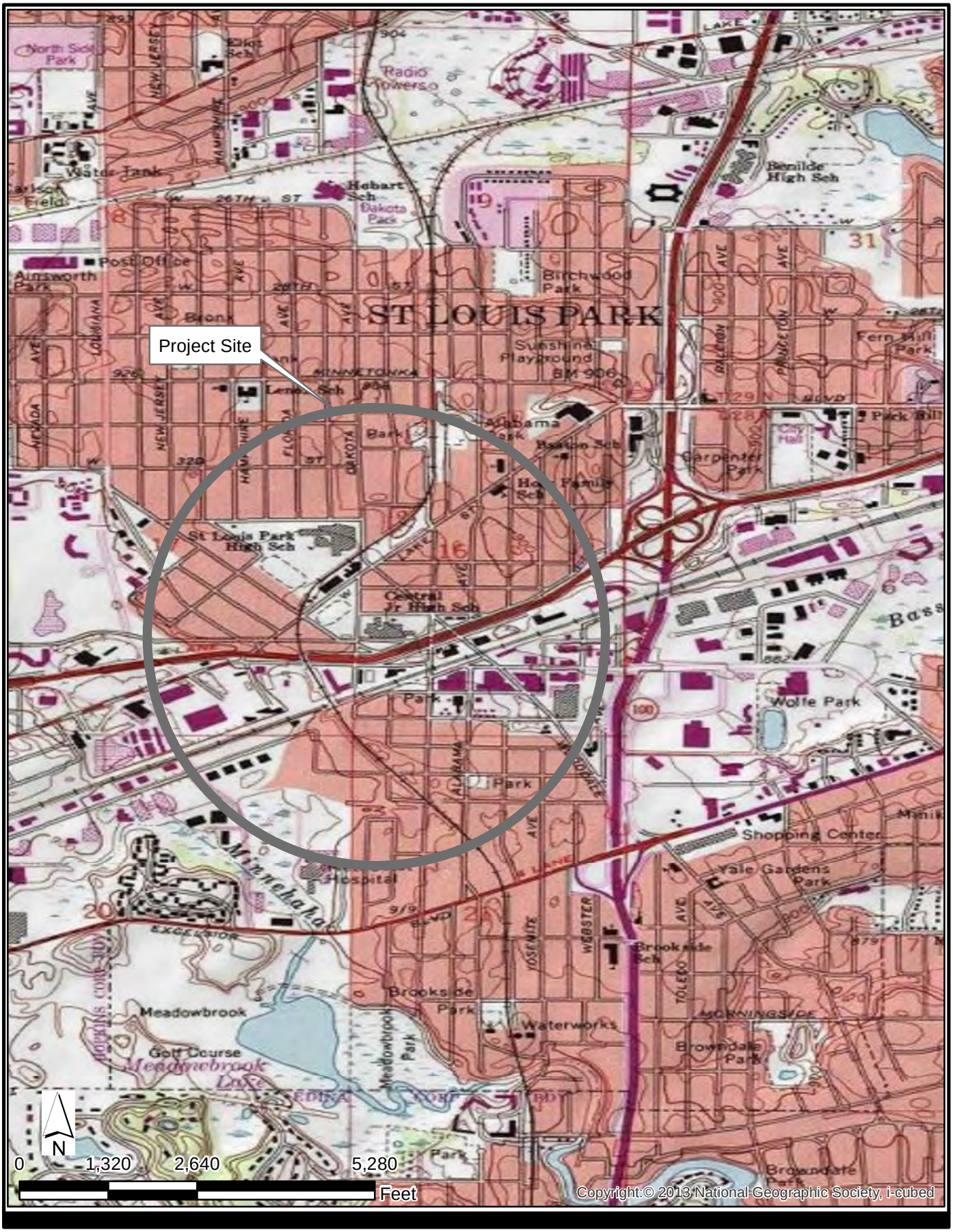

St. Louis Park Topographic

St. Louis Park, Minnesota
Project No.: 60317420 Date: 7/9/2014

Site Topographic Overview

AECOM

Figure 1

Document Path: J:\MPCA\FY14_MPCA\FY14 Projects\60317420 St. Louis Park Investigation\900_WorkingDocs-CAD\Figures\GIS Figures\Figure 2 Aerial.mxd

St. Louis Park

St. Louis Park, Minnesota
Project No.: 60317420 Date: 7/09/2014

Site Aerial Overview

Project Boundary

(Various Colors) Investigation Areas

AECOM

Figure 2

Document Path: J:\MPCA\FY14_MPCA\FY14 Projects\60317420 St. Louis Park Investigation\900_WorkingDocs-CAD\Figures\GIS Figures\Figure 3.mxd

Eclipse Electric and Adjacent Buildings
6500 - 6518 Walker Street
St. Louis Park, MN 55426
St. Louis Park, Minnesota
Project No.: 60317420 Date: 7/9/2014

Temporary Soil Vapor Borings
Temp VP-1 and Temp VP-2

Temporary Soil Vapor Boring

AECOM

Figure 3

Document Path: J:\MPCA\FY14_MPCA\FY14 Projects\60317420 St. Louis Park Investigation\900_WorkingDocs-CAD\Figures\GIS Figures\Figure 4A.mxd

Brooklawns Neighborhood
Cambridge Street, Goodrich Avenue and 39th Street West
St. Louis Park, MN 55426
St. Louis Park, Minnesota
Project No.: 60317420 Date: 7/9/2014

Passive Soil Vapor Probes
Sections 100 through 300

● **Passive Soil Vapor Sampler**

AECOM

Figure 4A

Document Path: J:\MPCA\FY14_MPCA\FY14 Projects\60317420 St. Louis Park Investigation\900_WorkingDocs-CAD\Figures\GIS Figures\Figure 4B.mxd

Pampered Pooch
7020 Walker Street
St. Louis Park, MN 55426
St. Louis Park, Minnesota
Project No.: 60317420 Date: 7/9/2014

Passive Soil Vapor Probes
Section 400

● **Passive Soil Vapor Sampler**

AECOM

Figure 4B

Document Path: J:\MPCA\FY14_MPCA\FY14 Projects\60317420 St. Louis Park Investigation\900_WorkingDocs-CAD\Figures\GIS Figures\Figure 5A.mxd



Former Super Radiator Coils Tube Fabrication Division (Current Marathon)
3356 Gorham Ave
St. Louis Park, MN 55426
St. Louis Park, Minnesota
Project No.: 60317420 Date: 7/9/2014

Borings
B-1 through B-3

Shallow Boring

Deep Boring

AECOM

Figure 5A

Document Path: J:\MPCA\FY14_MPCA\FY14 Projects\60317420 St. Louis Park Investigation\900_WorkingDocs-CAD\Figures\GIS Figures\Figure 5B.mxd



Former Super Radiator Coils
(Current Tall Sales and Sidal Realty)
6714 Walker Street
St. Louis Park, MN 55426
St. Louis Park, Minnesota
Project No.: 60317420 Date: 7/9/2014

Borings
B-4 through B-7

Shallow Boring

Deep Boring

AECOM

Figure 5B

Document Path: J:\MPCA\FY14_MPCA\FY14 Projects\60317420 St. Louis Park Investigation\900_WorkingDocs-CAD\Figures\GIS Figures\Figure 6A.mxd

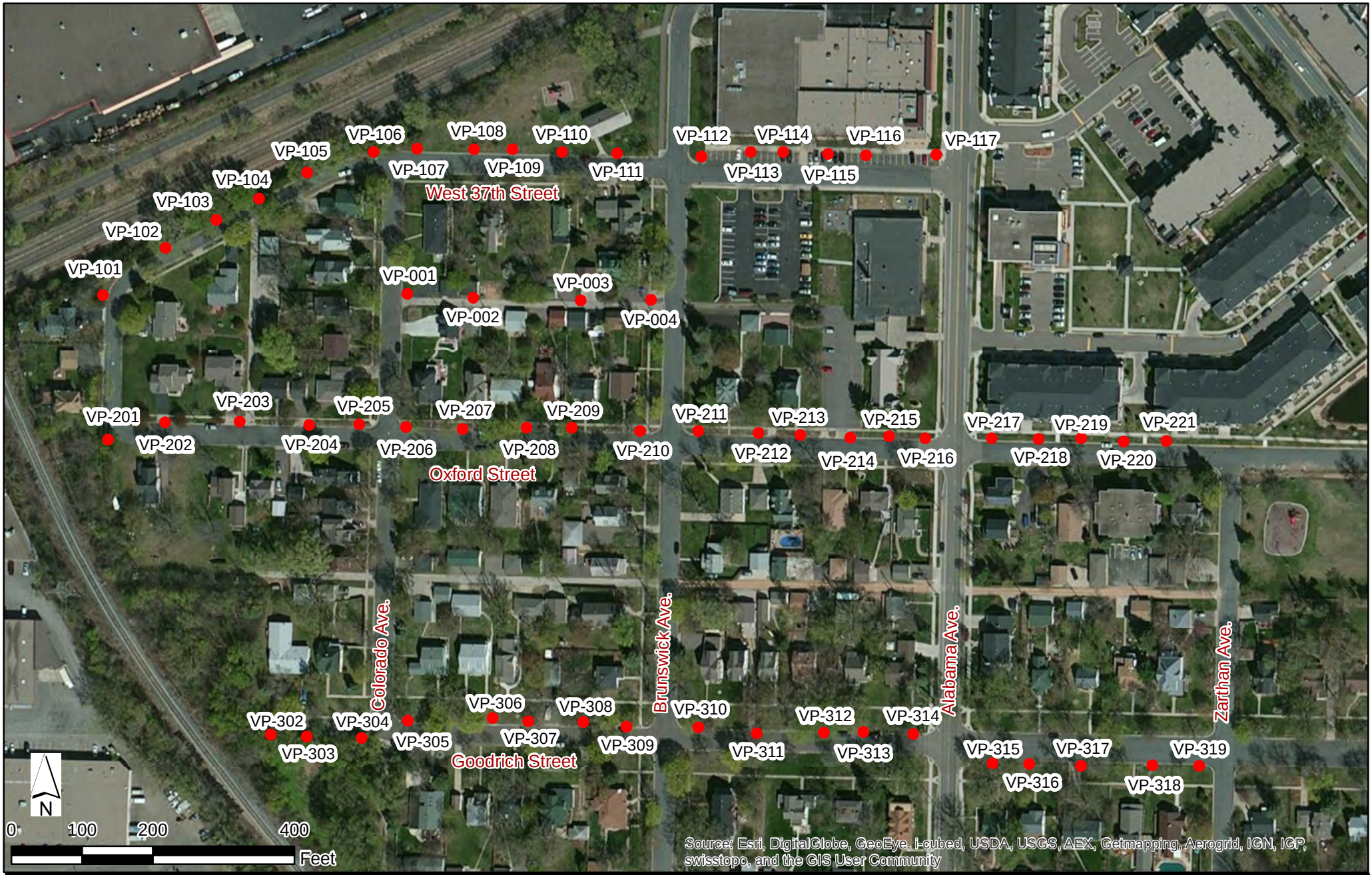

Elmwood Neighborhood
Alley, West 37th Street, Oxford Street and Goodrich Street
St. Louis Park, MN 55426

St. Louis Park, Minnesota
Project No.: 60317420 Date: 7/9/2014

Permanent Soil Vapor Monitoring Points
Sections 000 through 300

Permanent Soil Vapor Monitoring Points

AECOM

Figure 6A

Document Path: J:\MPCA\FY14_MPCA\FY14 Projects\60317420 St. Louis Park Investigation\900_WorkingDocs-CAD\Figures\GIS Figures\Figure 6B.mxd

Lenox Neighborhood
Gorham Avenue, Alley and Brownlow Avenue
St. Louis Park, MN 55426
St. Louis Park, Minnesota
Project No.: 60317420 Date: 7/9/2014

Permanent Soil Vapor Monitoring Points
Sections 400 through 600

● **Permanent Soil Vapor Monitoring Points**

AECOM

Figure 6B



Document Path: J:\MPCA\FY14_MPCA\FY14 Projects\60317420 St. Louis Park Investigation\900_WorkingDocs-CAD\Figures\GIS Figures\Figure 6C.mxd

Sorensen Neighborhood
St. Louis Park, MN 55426

St. Louis Park, Minnesota
Project No.: 60317420 Date: 7/9/2014

Permanent Soil Vapor Monitoring Points
Section 700

Permanent Soil Vapor Monitoring Points

AECOM

Figure 6C

Document Path: J:\MPCA\FY14_MPCA\FY14 Projects\60317420 St. Louis Park Investigation\900_WorkingDocs-CAD\Figures\GIS Figures\Figure 7A.mxd

Eclipse Electric and Adjacent Buildings
Walker Street and Library Lane
St. Louis Park, MN 55426
St. Louis Park, Minnesota
Project No.: 60317420 Date: 7/9/2014

Sub-Slab Soil Vapor Samples- Industrial

● **Sub-Slab Sample**

AECOM

Figure 7A

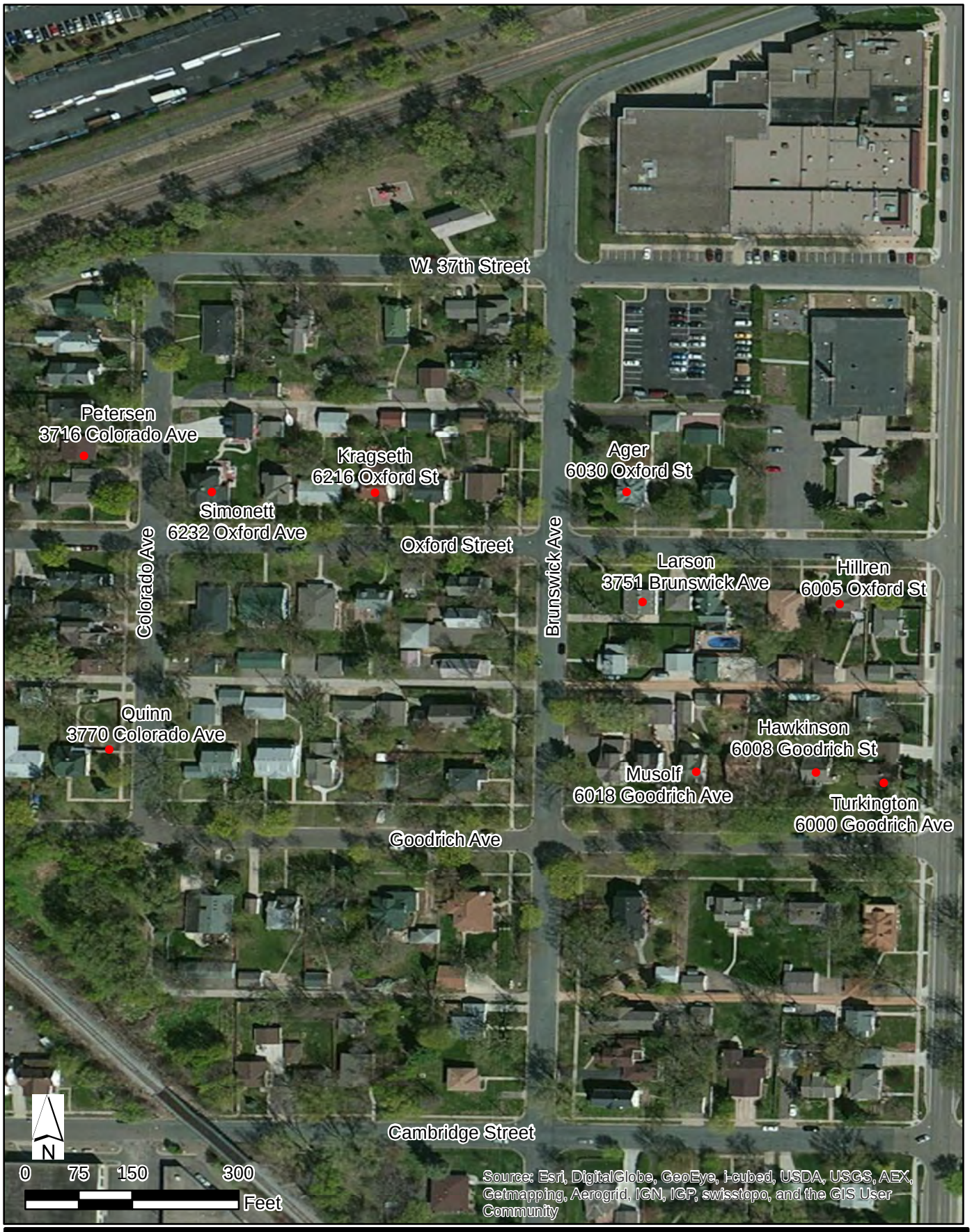

Document Path: J:\MPCA\FY14_MPCA\FY14 Projects\60317420 St. Louis Park Investigation\900_WorkingDocs-CAD\Figures\GIS Figures\Figure 7B.mxd

Elmwood Neighborhood
Oxford Street, Brunswick, Colorado and Goodrich Ave
St. Louis Park, Minnesota
Project No.: 60317420 Date: 6/24/2014

Sub-Slab Soil Vapor Samples
Residential

- **Sub-Slab Sample**

AECOM

Figure 7B

Document Path: J:\MPCA\FY14_MPCA\FY14 Projects\60317420 St. Louis Park Investigation\900_WorkingDocs-CAD\Figures\GIS Figures\Figure 7C.mxd

Lenox Neighborhood
Brownlow Ave
St. Louis Park, MN 55426
St. Louis Park, Minnesota
Project No.: 60317420 Date: 7/9/2014

Sub-Slab Soil Vapor Samples
Residential

● **Sub-Slab Sample**

AECOM

Figure 7C

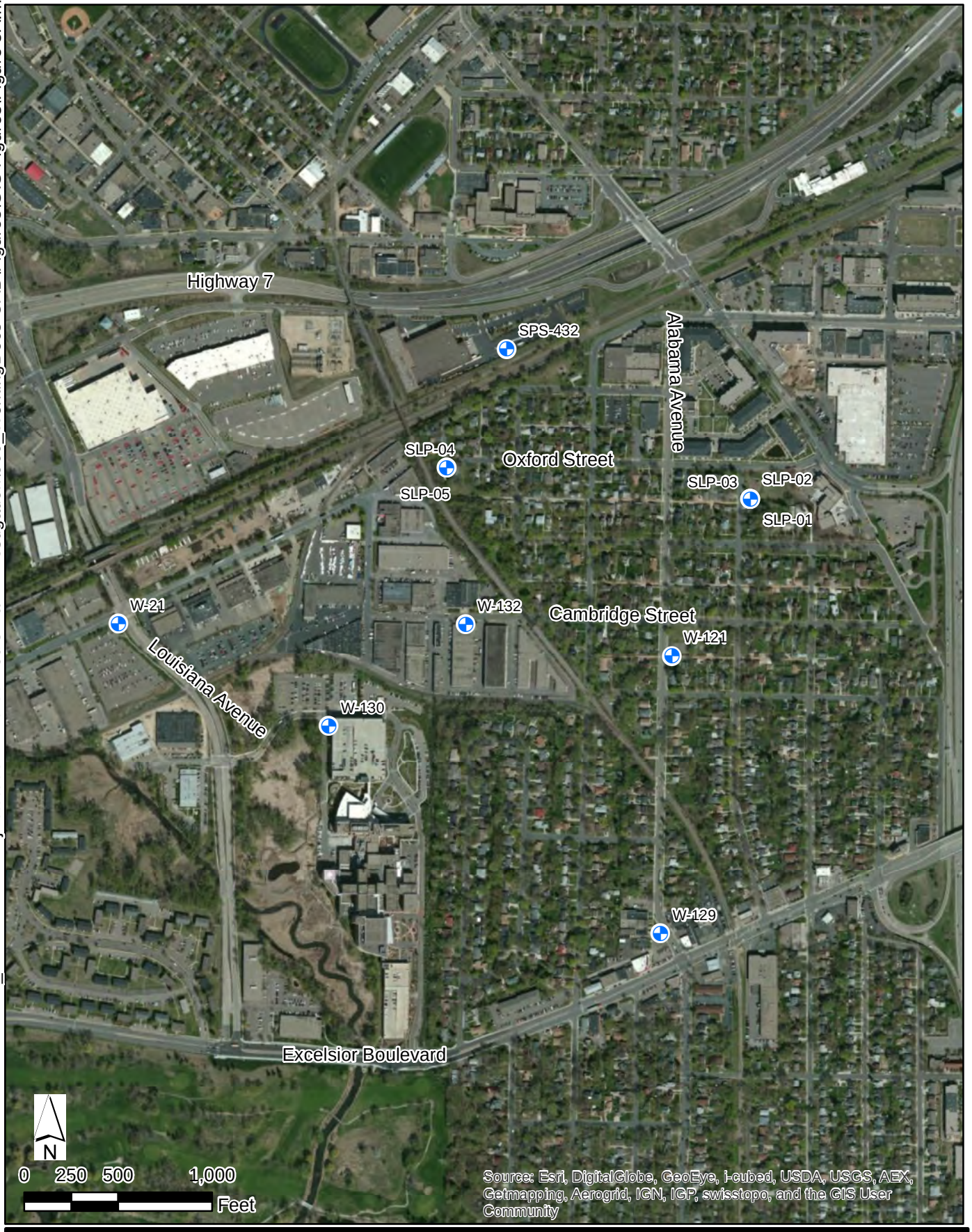

Document Path: J:\MPCA\FY14_MPCA\FY14 Projects\60317420 St. Louis Park Investigation\900_WorkingDocs-CAD\Figures\GIS Figures\Figure 8A.mxd

Brooklawn and Elmwood Neighborhoods
St. Louis Park, MN 55426

St. Louis Park, Minnesota
Project No.: 60317420 Date: 7/9/2014

Monitoring Well Locations

Monitoring Well

AECOM

Figure 8A

Document Path: J:\MPCA\FY14_MPCA\FY14 Projects\60317420 St. Louis Park Investigation\900_WorkingDocs-CAD\Figures\GIS Figures\Figure 8B.mxd

Blake Middle School
110 Blake Rd. S.
Hopkins, MN 55343
St. Louis Park, Minnesota
Project No.: 60317420 Date: 7/9/2014

Irrigation Well
Well Sample

AECOM

Figure 8B

Table 1
Soil Vapor Analytical Results
Temporary Soil Vapor Probes

Chemical	CAS #	Temp VP-1A (4/18/14)	Temp VP-1 (4/18/14)	Temp VP-2 (4/18/14)	Industrial 100x ISVs	Acute ISV
Ethylbenzene	100-41-4	17.9	20.3	2.7	300,000	10,000
Styrene	100-42-5	<1.5	<1.5	<1.5	300,000	21,000
Benzyl chloride	100-44-7	<1.8	<1.8	<1.8	300	240
cis-1,3-Dichloropropene*	10061-01-5	<1.5	<1.5	<1.6	6000	NE
trans-1,3-Dichloropropene*	10061-02-6	<1.5	<1.5	<1.6	6000	NE
1,4-Dichlorobenzene	106-46-7	<2.0	<2.0	<2.1	20,000	10,000
1,2-Dibromoethane (Ethylene dibromide)	106-93-4	<2.6	<2.6	<2.7	6	NE
1,3-Butadiene	106-99-0	<0.76	<0.76	<0.78	100	NE
1,2-Dichloroethane	107-06-2	8.5	9.5	<0.71	100	NE
Vinyl acetate	108-05-4	<1.2	<1.2	<1.2	60,000	NE
4-Methyl-2-pentanone (Methyl isobutyl ketone, MIBK)	108-10-1	<1.4	1.7	<1.4	800,000	NE
m&p-Xylene**	179601-23-1	9.0	9.9	4.7	30,000	43,000
1,3,5-Trimethylbenzene	108-67-8	<1.7	<1.7	<1.7	2000	NE
Toluene (Methylbenzene)	108-88-3	26.8	44.9	49.3	1,000,000	37,000
Chlorobenzene	108-90-7	<1.6	<1.6	<1.6	10,000	NE
Tetrahydrofuran	109-99-9	<1.0	<1.0	<1.0	NE	NE
n-Hexane	110-54-3	18.1	38.3	10.5	600,000	NE
Cyclohexane	110-82-7	10.4	19.8	5.0	2,000,000	NE
Propylene (Methylethylene)	115-07-1	84.2	<0.59	38.7	800,000	NE
1,2,4-Trichlorobenzene	120-82-1	<4.2	<4.2	<4.3	1000	NE
Dibromochloromethane	124-48-1	<2.9	<2.9	<3.0	NE	NE
Tetrachloroethylene (PCE)	127-18-4	145000	94800	1360	6000	20,000
Ethyl acetate	141-78-6	<1.2	<1.2	<1.3	800,000	40,000
n-Heptane	142-82-5	11.7	23.7	3.1	NE	NE
cis-1,2-Dichloroethene	156-59-2	14.2	18.7	2.1	20,000	NE
trans-1,2-Dichloroethene	156-60-5	<1.4	<1.4	<1.4	20,000	800
Methyl-tert-butyl ether (MTBE)	1634-04-4	<1.2	<1.2	<1.3	800,000	7,000
1,3-Dichlorobenzene	541-73-1	<2.0	<2.0	<2.1	NE	NE
Carbon tetrachloride	56-23-5	<1.1	<1.1	<1.1	200	1,900
2-Hexanone	591-78-6	<1.4	<1.4	<1.4	NE	NE
4-Ethyltoluene	622-96-8	<1.7	1.7	<1.7	NE	NE
Ethanol	64-17-5	<1.6	13.1	8.4	4,200,000	180,000
2-Propanol (Isopropyl alcohol)	67-63-0	10.8	<2.1	59.6	2,000,000	3,200
Acetone	67-64-1	<40.6	<40.6	<42.0	8,700,000	60,000
Chloroform	67-66-3	<1.7	<1.7	<1.7	30,000	150
Benzene	71-43-2	11.4	25.5	3.5	1300	1,000
1,1,1-Trichloroethane (Methyl chloroform)	71-55-6	133	145	<1.9	1,000,000	140,000
Bromomethane (Methyl bromide)	74-83-9	<1.3	<1.3	<1.4	1000	2,000
Chloromethane (Methyl chloride)	74-87-3	<0.71	<0.71	<0.73	30,000	1,000
Chloroethane (Ethyl chloride)	75-00-3	<0.91	<0.91	<0.94	3,000,000	100,000
Vinyl chloride	75-01-4	<0.44	<0.44	<0.45	300	180,000
Methylene Chloride (Dichloromethane)	75-09-2	<5.9	16.3	6.2	6000	10,000
Carbon disulfide	75-15-0	6.3	12.9	6.9	200,000	6,000
Bromoform	75-25-2	<3.5	<3.5	<3.7	3000	NE
Bromodichloromethane	75-27-4	<2.3	<2.3	<2.4	NE	NE
1,1-Dichloroethane	75-34-3	<1.4	<1.4	<1.4	100,000	NE
1,1-Dichloroethene (DCE)	75-35-4	<1.4	1.5	<1.4	60,000	NE
Trichlorofluoromethane (Freon 11)	75-69-4	<1.9	2.0	<2.0	200,000	NE
Dichlorodifluoromethane (Freon 12)	75-71-8	2.0	2.6	2.0	60,000	NE
1,1,2-Trichlorotrifluoroethane (CFC-113)	76-13-1	<2.7	<2.7	<2.8	8,000,000	NE
Dichlorotetrafluoroethane	76-14-2	<2.4	<2.4	<2.5	NE	NE
1,2-Dichloropropane	78-87-5	<1.6	<1.6	<1.6	1000	200
2-Butanone (Methyl ethyl ketone, MEK)	78-93-3	8.2	14.7	4.3	1,000,000	10,000
1,1,2-Trichloroethane	79-00-5	<0.92	<0.92	<0.96	200	NE
Trichloroethylene (TCE)	79-01-6	170	184	6.4	600	2,000
1,1,2,2-Tetrachloroethane	79-34-5	<1.2	<1.2	<1.2	100	NE
Hexachloro-1,3-butadiene	87-68-3	<9.1	<9.1	<9.4	100	NE
Naphthalene	91-20-3	<4.5	<4.5	<4.6	3000	NE
o-Xylene**	95-47-6	74.5	55.1	1.7	30,000	43,000
1,2-Dichlorobenzene	95-50-1	<2.0	<2.0	<2.1	60,000	NE
1,2,4-Trimethylbenzene	95-63-6	2.9	3.6	<1.7	2000	NE

NOTES:
ISV - Intrusion Screening Value
established by MPCA
< = Less than Laboratory Reporting Limit
BOLD Text indicates result is above reporting limit
= Concentration exceeds Industrial 100x ISVs or Acute ISV
* based on 1,3-Dichloropropene cas # 542-75-6
** based on total xylenes cas # 1330-20-7
NE - Not Established
All compound concentrations displayed in $\mu g/m^3$

St. Louis Park Investigation
AECOM Project Number 60317420

Table 2
Soil Vapor Contamination Mass Results
GORE -SORBER Modules

Date Analyzed:	06/03/14	06/03/14	06/03/14	06/03/14	06/03/14	06/03/14	06/03/14	06/03/14	06/03/14	06/03/14	06/03/14	06/03/14	06/03/14	06/03/14
AECOM Sample ID:	Field Blank	Trip Blank	PV-102	PV-103	PV-104	PV-105	PV-107	PV-107	PV-108	PV-202	PV-203	PV-204	PV-205	PV-301
GORE Module Number:	728304	728310	728302	728308	728314	728320	728329	00728329D	728330	728301	728307	728313	728319	728294
Analyte														
1-1-1-2-Tetrachloroethane	<0.02	<0.02	<0.02	<0.02	<0.02	<0.02	<0.02	<0.02	<0.02	<0.02	<0.02	<0.02	<0.02	<0.02
1-1-1-Trichloroethane	<0.02	<0.02	<0.02	<0.02	<0.02	<0.02	<0.02	<0.02	0.09	<0.02	<0.02	<0.02	<0.02	<0.02
1-1-2-2-Tetrachloroethane	<0.02	<0.02	<0.02	<0.02	<0.02	<0.02	<0.02	<0.02	<0.02	<0.02	<0.02	<0.02	<0.02	<0.02
1-1-2-Trichloroethane	<0.02	<0.02	<0.02	<0.02	<0.02	<0.02	<0.02	<0.02	<0.02	<0.02	<0.02	0.06	<0.02	<0.02
1-1-Dichloroethane	<0.02	<0.02	<0.02	<0.02	<0.02	<0.02	<0.02	<0.02	<0.02	<0.02	<0.02	<0.02	<0.02	<0.02
1-1-Dichloroethene	<0.02	<0.02	<0.02	<0.02	<0.02	<0.02	<0.02	<0.02	<0.02	<0.02	<0.02	0.05	<0.02	<0.02
1-2-4-Trimethylbenzene	<0.02	<0.02	0.03	0.04	<0.02	<0.02	<0.02	<0.02	<0.02	0.04	1.8	1.4	1.33	0.1
1-2-Dichlorobenzene	<0.02	<0.02	<0.02	<0.02	<0.02	<0.02	<0.02	<0.02	<0.02	<0.02	<0.02	<0.02	<0.02	<0.02
1-2-Dichloroethane	<0.02	<0.02	<0.02	<0.02	<0.02	<0.02	<0.02	<0.02	<0.02	<0.02	<0.02	<0.02	<0.02	<0.02
1-3-5-Trimethylbenzene	<0.02	<0.02	<0.02	0.08	<0.02	<0.02	<0.02	<0.02	<0.02	0.02	1.19	0.64	1.48	0.06
1-3-Dichlorobenzene	<0.02	<0.02	<0.02	<0.02	<0.02	<0.02	<0.02	<0.02	<0.02	<0.02	<0.02	<0.02	<0.02	<0.02
1-4-Dichlorobenzene	<0.02	<0.02	<0.02	<0.02	<0.02	<0.02	<0.02	<0.02	<0.02	<0.02	<0.02	<0.02	<0.02	<0.02
2-Methylnaphthalene	<0.05	<0.05	<0.05	0.41	<0.05	<0.05	<0.05	<0.05	<0.05	<0.05	0.06	0.05	0.08	<0.05
Acenaphthene	<0.05	<0.05	<0.05	<0.05	<0.05	<0.05	<0.05	<0.05	<0.05	<0.05	<0.05	<0.05	<0.05	<0.05
Acenaphthylene	<0.05	<0.05	<0.05	<0.05	<0.05	<0.05	<0.05	<0.05	<0.05	<0.05	<0.05	<0.05	<0.05	<0.05
Benzene	<0.02	<0.02	0.03	<0.02	0.03	<0.02	0.02	0.02	<0.02	<0.02	<0.02	<0.02	<0.02	<0.02
BTEX (combined masses of benzene, toluene, ethylbenzene and total xylenes)	<0.02	<0.02	0.08	0.11	0.15	0.08	0.07	0.07	0.04	<0.02	0.46	0.19	0.48	<0.02
Carbon Tetrachloride	<0.02	<0.02	<0.02	<0.02	0.03	<0.02	0.02	0.03	<0.02	<0.02	<0.02	<0.02	<0.02	<0.02
Chlorobenzene	<0.02	<0.02	<0.02	<0.02	<0.02	<0.02	<0.02	<0.02	<0.02	<0.02	<0.02	<0.02	<0.02	<0.02
Chloroform	<0.02	<0.02	<0.02	<0.02	<0.02	<0.02	<0.02	<0.02	<0.02	<0.02	<0.02	<0.02	0.03	<0.02
cis-1-2-Dichloroethene	<0.02	<0.02	<0.02	<0.02	<0.02	<0.02	<0.02	<0.02	<0.02	<0.02	<0.02	<0.02	<0.02	<0.02
Ethylbenzene	<0.02	<0.02	<0.02	0.03	<0.02	<0.02	<0.02	<0.02	<0.02	<0.02	0.03	<0.02	0.03	<0.02
Fluorene	<0.05	<0.05	<0.05	<0.05	<0.05	<0.05	<0.05	<0.05	<0.05	<0.05	<0.05	<0.05	<0.05	<0.05
m-p-Xylene	<0.02	<0.02	<0.02	<0.02	0.03	0.02	<0.02	<0.02	<0.02	<0.02	0.14	0.07	0.13	<0.02
Methyl tert-butyl ether	<0.02	<0.02	<0.02	<0.02	<0.02	<0.02	<0.02	<0.02	<0.02	<0.02	<0.02	<0.02	<0.02	<0.02
Naphthalene	<0.05	<0.05	<0.05	0.17	<0.05	<0.05	<0.05	<0.05	<0.05	<0.05	0.12	0.09	0.13	<0.05
o-Xylene	<0.02	<0.02	<0.02	0.09	<0.02	<0.02	<0.02	<0.02	<0.02	<0.02	0.26	0.12	0.28	<0.02
Octane	<0.02	<0.02	<0.02	0.03	<0.02	<0.02	<0.02	<0.02	<0.02	<0.02	0.03	<0.02	0.03	<0.02
Pentadecane	<0.05	<0.05	<0.05	0.29	<0.05	<0.05	<0.05	<0.05	<0.05	<0.05	<0.05	<0.05	<0.05	<0.05
Tetrachloroethene	<0.02	<0.02	<0.02	0.33	0.14	2.78	0.11	0.08	9.85	<0.02	0.32	0.05	0.07	0.02
Toluene	<0.02	<0.02	0.05	<0.02	0.09	0.06	0.05	0.05	0.04	<0.02	0.03	<0.02	0.04	<0.02
TPH	<0.50	<0.50	3.97	239.66	2.35	0.91	0.67	<0.50	<0.50	11.34	125.33	72.24	125.89	90.78
trans-1-2-Dichloroethene	<0.02	<0.02	<0.02	<0.02	<0.02	<0.02	<0.02	<0.02	<0.02	<0.02	<0.02	<0.02	<0.02	<0.02
Trichloroethene	<0.02	<0.02	<0.02	<0.02	<0.02	<0.02	<0.02	<0.02	0.32	<0.02	<0.02	<0.02	<0.02	<0.02
Tridecane	<0.05	<0.05	<0.05	2.66	<0.05	<0.05	<0.05	<0.05	<0.05	<0.05	0.51	0.34	0.69	<0.05
Undecane	<0.05	<0.05	<0.05	4.7	<0.05	<0.05	<0.05	<0.05	<0.05	0.05	4.73	4.52	3.97	0.42
Vinyl Chloride	<0.20	<0.20	<0.20	<0.20	<0.20	<0.20	<0.20	<0.20	<0.20	<0.20	<0.20	<0.20	<0.20	<0.20

Date Analyzed:	06/03/14	06/03/14	06/03/14	06/03/14	06/03/14	06/03/14	06/03/14	06/03/14	06/03/14	06/03/14	06/03/14	06/03/14	06/03/14	06/03/14	06/03/14	06/03/14	06/03/14
AECOM Sample ID:	PV-302	PV-303	PV-304	PV-305	PV-307	PV-308	PV-309	PV-309	PV-310	PV-311	PV-312	PV-313	PV-314	PV-315	PV-316	PV-316	PV-318
GORE Module Number:	728300	728306	728312	728318	728325	728331	728293	00728293D	728299	728305	728311	728317	728323	728316	728322	00728322D	728298
Analyte																	
1-1-1-2-Tetrachloroethane	<0.02	<0.02	<0.02	<0.02	<0.02	<0.02	<0.02	<0.02	<0.02	<0.02	<0.02	<0.02	<0.02	<0.02	<0.02	<0.02	<0.02
1-1-1-Trichloroethane	<0.02	<0.02	<0.02	<0.02	<0.02	0.07	0.14	0.14	<0.02	<0.02	<0.02	<0.02	<0.02	<0.02	<0.02	<0.02	<0.02
1-1-2-2-Tetrachloroethane	<0.02	<0.02	<0.02	<0.02	<0.02	<0.02	<0.02	<0.02	<0.02	<0.02	<0.02	<0.02	<0.02	<0.02	<0.02	<0.02	<0.02
1-1-2-Trichloroethane	<0.02	<0.02	<0.02	<0.02	<0.02	<0.02	<0.02	<0.02	<0.02	<0.02	<0.02	<0.02	<0.02	<0.02	<0.02	<0.02	<0.02
1-1-Dichloroethane	<0.02	<0.02	<0.02	<0.02	<0.02	<0.02	<0.02	<0.02	<0.02	<0.02	<0.02	<0.02	<0.02	<0.02	<0.02	<0.02	<0.02
1-1-Dichloroethene	<0.02	<0.02	<0.02	<0.02	<0.02	<0.02	<0.02	<0.02	<0.02	<0.02	<0.02	<0.02	<0.02	<0.02	<0.02	<0.02	<0.02
1-2-4-Trimethylbenzene	0.1	0.05	0.08	0.04	0.73	<0.02	0.02	<0.02	0.13	0.11	0.71	0.02	<0.02	<0.02	0.12	0.08	<0.02
1-2-Dichlorobenzene	<0.02	<0.02	<0.02	<0.02	<0.02	<0.02	<0.02	<0.02	<0.02	<0.02	<0.02	<0.02	<0.02	<0.02	<0.02	<0.02	<0.02
1-2-Dichloroethane	<0.02	<0.02	<0.02	<0.02	<0.02	<0.02	<0.02	<0.02	<0.02	<0.02	<0.02	<0.02	<0.02	<0.02	<0.02	<0.02	<0.02
1-3-5-Trimethylbenzene	0.07	<0.02	0.07	<0.02	0.57	<0.02	<0.02	<0.02	0.12	0.07	0.58	<0.02	<0.02	<0.02	<0.02	<0.02	<0.02
1-3-Dichlorobenzene	<0.02	<0.02	<0.02	<0.02	<0.02	<0.02	<0.02	<0.02	<0.02	<0.02	<0.02	<0.02	<0.02	<0.02	<0.02	<0.02	<0.02
1-4-Dichlorobenzene	<0.02	<0.02	<0.02	<0.02	<0.02	<0.02	<0.02	<0.02	<0.02	<0.02	<0.02	<0.02	<0.02	<0.02	<0.02	<0.02	<0.02
2-Methylnaphthalene	0.15	0.08	0.59	0.06	<0.05	<0.05	<0.05	<0.05	<0.05	0.05	0.2	<0.05	<0.05	<0.05	<0.05	<0.05	<0.05
Acenaphthene	<0.05	<0.05	<0.05	<0.05	<0.05	<0.05	<0.05	<0.05	<0.05	<0.05	<0.05	<0.05	<0.05	<0.05	<0.05	<0.05	<0.05
Acenaphthylene	<0.05	<0.05	<0.05	<0.05	<0.05	<0.05	<0.05	<0.05	<0.05	<0.05	<0.05	<0.05	<0.05	<0.05	<0.05	<0.05	<0.05
Benzene	<0.02	<0.02	<0.02	<0.02	0.03	<0.02	<0.02	<0.02	<0.02	<0.02	<0.02	<0.02	<0.02	<0.02	0.04	0.04	<0.02
BTEX (combined masses of benzene, toluene, ethylbenzene and total xylenes)	<0.02	<0.02	<0.02	0.04	0.31	0.04	0.02	<0.02	0.05	<0.02	0.19	<0.02	2.34	0.05	0.59	0.49	<0.02
Carbon Tetrachloride	<0.02	<0.02	<0.02	<0.02	<0.02	<0.02	<0.02	<0.02	<0.02	<0.02	<0.02	<0.02	<0.02	<0.02	<0.02	<0.02	<0.02
Chlorobenzene	<0.02	<0.02	<0.02	<0.02	<0.02	<0.02	<0.02	<0.02	<0.02	<0.02	<0.02	<0.02	<0.02	<0.02	<0.02	<0.02	<0.02
Chloroform	<0.02	<0.02	<0.02	<0.02	<0.02	<0.02	<0.02	<0.02	<0.02	<0.02	<0.02	<0.02	<0.02	<0.02	<0.02	<0.02	<0.02
cis-1-2-Dichloroethene	<0.02	0.06	<0.02	<0.02	<0.02	<0.02	<0.02	<0.02	<0.02	<0.02	<0.02	<0.02	<0.02	<0.02	<0.02	<0.02	<0.02
Ethylbenzene	<0.02	<0.02	<0.02	<0.02	<0.02	<0.02	<0.02	<0.02	<0.02	<0.02	<0.02	<0.02	0.03	<0.02	0.07	0.05	<0.02
Fluorene	<0.05	<0.05	<0.05	<0.05	<0.05	<0.05	<0.05	<0.05	<0.05	<0.05	<0.05	<0.05	<0.05	<0.05	<0.05	<0.05	<0.05
m-p-Xylene	<0.02	<0.02	<0.02	<0.02	0.05	<0.02	<0.02	<0.02	<0.02	<0.02	0.03	<0.02	0.16	<0.02	0.16	0.13	<0.02
Methyl tert-butyl ether	<0.02	<0.02	<0.02	<0.02	<0.02	<0.02	<0.02	<0.02	<0.02	<0.02	<0.02	<0.02	<0.02	<0.02	<0.02	<0.02	<0.02
Naphthalene	0.05	<0.05	0.2	<0.05	0.05	<0.05	<0.05	<0.05	<0.05	<0.05	0.07	<0.05	<0.05	<0.05	0.08	<0.05	<0.05
o-Xylene	<0.02	<0.02	<0.02	<0.02	0.09	<0.02	<0.02	<0.02	<0.02	<0.02	0.07	<0.02	0.13	<0.02	0.17	0.14	<0.02
Octane	<0.02	<0.02	<0.02	<0.02	0.08	<0.02	<0.02	<0.02	<0.02	<0.02	<0.02	<0.02	<0.02	<0.02	<0.02	<0.02	<0.02
Pentadecane	<0.05	<0.05	0.08	<0.05	<0.05	<0.05	<0.05	<0.05	<0.05	0.09	0.14	<0.05	<0.05	<0.05	<0.05	<0.05	<0.05
Tetrachloroethene	0.03	5.46	0.2	0.18	0.08	<0.02	0.06	0.04	0.02	0.1	0.05	0.33	0.03	<0.02	0.09	0.08	0.06
Toluene	<0.02	<0.02	<0.02	0.04	0.15	0.04	0.02	<0.02	0.05	<0.02	0.09	<0.02	2.02	0.05	0.16	0.13	<0.02
TPH	137.23	14.61	83.42	3.47	122.91	<0.50	5.51	3.57	24.95	32.65	111.31	2.57	16.16	0.89	1.04	0.82	1.07
trans-1-2-Dichloroethene	<0.02	0.02	<0.02	<0.02	<0.02	<0.02	<0.02	<0.02	<0.02	<0.02	<0.02	<0.02	<0.02	<0.02	<0.02	<0.02	<0.02
Trichloroethene	<0.02	1.8	<0.02	<0.02	<0.02	<0.02	<0.02	<0.02	<0.02	<0.02	<0.02	0.02	<0.02	<0.02	<0.02	<0.02	<0.02
Tridecane	0.18	0.08	0.51	<0.05	0.1	<0.05	<0.05	<0.05	<0.05	0.07	0.31	<0.05	<0.05	<0.05	<0.05	<0.05	<0.05
Undecane	1.88	0.59	0.9	0.06	2.25	<0.05	<0.05	<0.05	0.07	0.38	2.8	<0.05	0.12	<0.05	<0.05	<0.05	<0.05
Vinyl Chloride	<0.20	<0.20	<0.20	<0.20	<0.20	<0.20	<0.20	<0.20	<0.20	<0.20	<0.20	<0.20	<0.20	<0.20	<0.20	<0.20	<0.20

Date Analyzed:	06/03/14	06/03/14	06/03/14	06/03/14	06/03/14	06/03/14	06/03/14	06/03/14	06/03/14	Statistical Analyses				
AECOM Sample ID:	PV-401	PV-402	PV-403	PV-404	PV-404	PV-405	PV-406	PV-407	PV-408					
GORE Module Number:	728297	728303	728309	728315	00728315D	728321	728327	728332	728326	Maximum	Standard Deviation	Mean	Number of Detections	Total Mass
Analyte														
1-1-1-2-Tetrachloroethane	<0.02	<0.02	<0.02	<0.02	<0.02	<0.02	<0.02	<0.02	<0.02	0.00	0.00	0.00	0	0.00
1-1-1-Trichloroethane	<0.02	<0.02	<0.02	<0.02	<0.02	<0.02	<0.02	<0.02	<0.02	0.14	0.03	0.11	4	0.44
1-1-2-2-Tetrachloroethane	<0.02	<0.02	<0.02	<0.02	<0.02	<0.02	<0.02	<0.02	<0.02	0.00	0.00	0.00	0	0.00
1-1-2-Trichloroethane	<0.02	<0.02	<0.02	<0.02	<0.02	<0.02	<0.02	<0.02	<0.02	0.06	0.00	0.06	1	0.06
1-1-Dichloroethane	<0.02	<0.02	<0.02	<0.02	<0.02	<0.02	<0.02	<0.02	<0.02	0.00	0.00	0.00	0	0.00
1-1-Dichloroethene	<0.02	<0.02	<0.02	<0.02	<0.02	<0.02	<0.02	<0.02	<0.02	0.05	0.00	0.05	1	0.05
1-2-4-Trimethylbenzene	<0.02	0.17	<0.02	<0.02	<0.02	<0.02	<0.02	<0.02	<0.02	1.80	0.53	0.36	20	7.10
1-2-Dichlorobenzene	<0.02	<0.02	<0.02	<0.02	<0.02	<0.02	<0.02	<0.02	<0.02	0.00	0.00	0.00	0	0.00
1-2-Dichloroethane	<0.02	<0.02	<0.02	<0.02	<0.02	<0.02	<0.02	<0.02	<0.02	0.00	0.00	0.00	0	0.00
1-3-5-Trimethylbenzene	<0.02	0.12	<0.02	<0.02	<0.02	<0.02	<0.02	<0.02	<0.02	1.48	0.46	0.39	13	5.07
1-3-Dichlorobenzene	<0.02	<0.02	<0.02	<0.02	<0.02	<0.02	<0.02	<0.02	<0.02	0.00	0.00	0.00	0	0.00
1-4-Dichlorobenzene	<0.02	<0.02	<0.02	<0.02	<0.02	<0.02	<0.02	<0.02	<0.02	0.00	0.00	0.00	0	0.00
2-Methylnaphthalene	<0.05	<0.05	<0.05	<0.05	<0.05	<0.05	<0.05	<0.05	<0.05	0.59	0.17	0.17	10	1.73
Acenaphthene	<0.05	<0.05	<0.05	<0.05	<0.05	<0.05	<0.05	<0.05	<0.05	0.00	0.00	0.00	0	0.00
Acenaphthylene	<0.05	<0.05	<0.05	<0.05	<0.05	<0.05	<0.05	<0.05	<0.05	0.00	0.00	0.00	0	0.00
Benzene	<0.02	0.05	<0.02	<0.02	<0.02	<0.02	<0.02	<0.02	<0.02	0.05	0.01	0.03	8	0.26
BTEX (combined masses of benzene, toluene, ethylbenzene and total xylenes)	<0.02	45.8	0.63	0.03	0.03	<0.02	0.06	0.03	<0.02	45.80	8.77	2.02	26	52.43
Carbon Tetrachloride	<0.02	<0.02	<0.02	<0.02	<0.02	<0.02	<0.02	<0.02	<0.02	0.03	0.00	0.03	3	0.08
Chlorobenzene	<0.02	<0.02	<0.02	<0.02	<0.02	<0.02	<0.02	<0.02	<0.02	0.00	0.00	0.00	0	0.00
Chloroform	<0.02	<0.02	<0.02	<0.02	<0.02	<0.02	<0.02	<0.02	<0.02	0.03	0.00	0.03	1	0.03
cis-1-2-Dichloroethene	<0.02	<0.02	<0.02	<0.02	<0.02	<0.02	<0.02	<0.02	<0.02	0.06	0.00	0.06	1	0.06
Ethylbenzene	<0.02	2.73	<0.02	<0.02	<0.02	<0.02	<0.02	<0.02	<0.02	2.73	0.94	0.42	7	2.97
Fluorene	<0.05	<0.05	<0.05	<0.05	<0.05	<0.05	<0.05	<0.05	<0.05	0.00	0.00	0.00	0	0.00
m-p-Xylene	<0.02	12.94	<0.02	<0.02	<0.02	<0.02	<0.02	<0.02	<0.02	12.94	3.69	1.26	11	13.86
Methyl tert-butyl ether	<0.02	<0.02	<0.02	<0.02	<0.02	<0.02	<0.02	<0.02	<0.02	0.00	0.00	0.00	0	0.00
Naphthalene	<0.05	<0.05	<0.05	<0.05	<0.05	<0.05	<0.05	<0.05	<0.05	0.20	0.05	0.11	9	0.96
o-Xylene	<0.02	9.92	<0.02	<0.02	<0.02	<0.02	<0.02	<0.02	<0.02	9.92	2.93	1.13	10	11.27
Octane	<0.02	1.73	0.04	<0.02	<0.02	<0.02	<0.02	<0.02	<0.02	1.73	0.63	0.32	6	1.94
Pentadecane	<0.05	<0.05	<0.05	<0.05	<0.05	<0.05	<0.05	<0.05	<0.05	0.29	0.08	0.15	4	0.60
Tetrachloroethene	<0.02	<0.02	<0.02	<0.02	<0.02	<0.02	<0.02	0.08	0.05	9.85	2.10	0.77	27	20.69
Toluene	<0.02	20.16	0.63	0.03	0.03	<0.02	0.06	0.03	<0.02	20.16	4.01	1.00	24	24.10
TPH	<0.50	224.9	6.95	0.56	<0.50	<0.50	1.09	<0.50	<0.50	239.66	67.54	48.96	30	1468.82
trans-1-2-Dichloroethene	<0.02	<0.02	<0.02	<0.02	<0.02	<0.02	<0.02	<0.02	<0.02	0.02	0.00	0.02	1	0.02
Trichloroethene	<0.02	<0.02	<0.02	<0.02	<0.02	<0.02	<0.02	<0.02	<0.02	1.80	0.78	0.71	3	2.14
Tridecane	<0.05	<0.05	<0.05	<0.05	<0.05	<0.05	<0.05	<0.05	<0.05	2.66	0.73	0.55	10	5.45
Undecane	<0.05	4.13	<0.05	<0.05	<0.05	<0.05	0.12	<0.05	<0.05	4.73	1.82	1.86	17	31.69
Vinyl Chloride	<0.20	<0.20	<0.20	<0.20	<0.20	<0.20	<0.20	<0.20	<0.20	0.00	0.00	0.00	0	0.00

Notes:
BOLD = Compound detected above laboratory reporting limit (RL)
(Module Number) D = Indicates the sample is a QA/QC duplicate
All compounds described in micrograms (µg)
See Appendix E for Concentration Maps of the area modules were installed

St. Louis Park Investigation
AECOM Project Number 60317420

Table 3
Soil Analytical Results
Borings

	Figure 5A- Super Radiator Coils Tube Fab Division									Figure 5B- Super Radiator Coils								Figure 5B- Sidal Realty							
Chemical	B1-S-N-36	B1-S-N-55	B1-S-N-80	B2-S-N-38	B2-S-N-39	B2-S-N-45	B3-S-N-4	B3-S-N-36	B3-S-N-50	B4-S-N-4*	B4-S-Y-4**	B4-S-N-48	B5-S-N-45	B5-S-N-56	B5-S-N-80	B6-S-N-4	B6-S-N-48	B7-S-N-4	B7-S-N-34	B7-S-N-75	B7-S-Y-75	Trip Blank	SLV	Residential SRV	Industrial SRV
Napthalene	< 225	< 223	363	< 239	< 239	468	< 210	< 238	797	< 230	< 249	< 223	< 239	< 254	< 224	< 211	< 229	< 236	< 238	< 255	< 226	< 200	4,470	10,000	28,000
Tetrachloroethylene	< 56.1	< 55.7	< 53.3	< 59.8	< 59.7	< 55.8	< 52.5	< 59.5	< 61.2	< 57.6	< 62.2	57.5	79.5	9080	< 55.9	< 52.6	< 57.3	< 59.0	< 59.4	< 63.7	< 56.6	< 50.0	41.5	72,000	131,000
cis-1,2- Dichloroethene	< 56.1	< 55.7	< 53.3	< 59.8	< 59.7	< 55.8	< 52.5	< 59.5	< 61.2	< 57.6	< 62.2	< 55.8	< 59.9	< 63.4	126	< 52.6	< 57.3	< 59.0	< 59.4	243	< 56.6	< 50.0	208	8,000	22,000
trans-1,2- Dichloroethene	< 56.1	< 55.7	< 53.3	< 59.8	< 59.7	< 55.8	< 52.5	< 59.5	< 61.2	< 57.6	< 62.2	< 55.8	< 59.9	< 63.4	< 55.9	< 52.6	< 57.3	< 59.0	< 59.4	113	< 56.6	< 50.0	416	11,000	33,000

< = Less than Reporting Limit
Bold = Above Reporting Limit
Exceedance of SLV/Residential SRV/Industrial SRV
SLV = Residential Soil Leaching Value established by MPCA
SRV = Soil Reference Value established by MPCA
All compounds described in µg/kg
* B4-S-N-4 was incorrectly labeled as B4-5-N-4 on Pace Analytical Report
** B4-S-Y-4 was incorrectly labeled as B4-5-S-Y-4 on Pace Analytical Report
Only compounds detected are shown

St. Louis Park Investigation
AECOM Project Number 60317420

Table 4
Groundwater Analytical Results
Borings

Chemical	Figure 5A- Super Radiator Coils Tube Fab Division						Figure 5B- Super Radiator Coils						Figure 5B- Sidal Realty		Trip Blank	HRL	HBV	RAA
	B1-W-N (38-42)	B1-W-N (52-56)	B1-W-Y (52-56)	B1-W-N (72-76)	B2-W-N (40-45)	B3-W-N (40-45)	B4-W-N (46-50)	B5-W-N (46-50)	B5-W-N (52-56)	B5-W-N (76-80)	B6-W-N (46-50)	B6-W-Y (46-50)	B7-W-N (36-40)	B7-W-N (71-75)				
1,2,4-Trimethylbenzene	< 1.0	86	79	72	61	55	< 5.0	< 10.0	< 10.0	< 10.0	< 10.0	< 10.0	< 1.0	< 5.0	< 1.0	NE	NE	100
1,3,5-Trimethylbenzene	< 1.0	13	12	16	13	13	< 5.0	< 10.0	< 10.0	< 10.0	< 10.0	< 10.0	< 1.0	< 5.0	< 1.0	100	--	--
Benzene	< 1.0	82	81	99	63	61	< 5.0*	< 10.0*	< 10.0*	29	< 10.0*	< 10.0*	< 1.0	33	< 1.0	2	--	--
cis-1,2-Dichloroethene	< 1.0	< 10.0	< 10.0	< 10.0	< 5.0	< 5.0	< 5.0	< 10.0	69	1400	< 10.0	< 10.0	< 1.0	1100	< 1.0	50	--	--
Ethylbenzene	< 1.0	110	110	130	76	72	< 5.0	< 10.0	< 10.0	< 10.0	< 10.0	< 10.0	< 1.0	< 5.0	< 1.0	50	--	--
Isopropylbenzene	< 1.0	14	13	14	12	10	< 5.0	< 10.0	< 10.0	< 10.0	< 10.0	< 10.0	< 1.0	< 5.0	< 1.0	300	--	--
Naphthalene	5.4	3500	3400	2000	2300	1900	< 5.0	< 10.0	< 10.0	< 10.0	< 10.0	< 10.0	< 1.0	7.6	< 1.0	70	--	--
o-Xylene	< 1.0	71	68	75	47	45	< 5.0	< 10.0	< 10.0	< 10.0	< 10.0	< 10.0	< 1.0	< 5.0	< 1.0	300	--	--
p&m-Xylene	< 1.0	43	40	75	42	39	< 5.0	< 10.0	< 10.0	< 10.0	< 10.0	< 10.0	< 1.0	< 5.0	< 1.0	300	--	--
Tetrachloroethylene	< 1.0	< 10.0*	< 10.0*	< 10.0*	< 5.0	< 5.0	110	650	21000	380	520	390	< 1.0	34	< 1.0	5	--	--
trans-1,2-Dichloroethene	< 1.0	< 10.0	< 10.0	< 10.0	< 5.0	< 5.0	< 5.0	< 10.0	< 10.0	60	< 10.0	< 10.0	< 1.0	100	< 1.0	40	--	--
Trichloroethene (TCE)	9.4	< 10.0*	< 10.0*	< 10.0*	< 5.0	< 5.0	< 5.0	< 10.0*	150	< 10.0*	< 10.0*	< 10.0*	2.5	160	< 1.0	5	0.4	--
Vinyl chloride	< 1.0*	< 10.0*	< 10.0*	< 10.0*	< 5.0*	< 5.0*	< 5.0*	< 10.0*	< 10.0*	240	< 10.0*	< 10.0*	< 1.0*	37	< 1.0*	0.2	--	--

Notes

< = Less than Laboratory Reporting Limit

BOLD Text indicates result is above reporting limit

= Concentration exceeds HRL/HBV/RAA

HRL = Health Risk Limit established by MPCA

HBV = Health Based Value established by MPCA

RAA = Risk Assessment Advice established by MPCA

All compounds described in micrograms per liter (µg/L)

NE = Not Established

* = Laboratory reporting limit is greater than established groundwater standard (HRL/HBV)

Only compounds detected are shown

St. Louis Park Investigation
AECOM Project Number 60317420

Table 5A
Soil Vapor Analytical Results
Permanent Soil Vapor Implants

Chemical	CAS #	VP-001	VP-002	VP-003	VP-004	VP-004A	VP-101	VP-102	VP-103	VP-104	VP-105	VP-106	VP-107	VP-108	VP-109	VP-110	VP-111	VP-112	VP-113	VP-114	VP-115	VP-116	VP-117A	VP-117	Residential 100x ISVs	Industrial 100x ISVs	Acute ISV
Date sampled		4/9/2014	4/9/2014	4/9/2014	4/9/2014	4/9/2014	4/9/2014	4/9/2014	4/9/2014	4/9/2014	4/9/2014	4/9/2014	4/8/2014	4/8/2014	4/8/2014	4/8/2014	4/8/2014	4/8/2014	4/8/2014	4/8/2014	4/8/2014	4/8/2014	4/8/2014	4/8/2014			
Ethylbenzene	100-41-4	7.1	7.0	5.1	3.8	4.1	7.7	7.2	6.7	4.7	6.1	12.3	16.0	19.4	30.8	26.8	5.6	3.1	10.7	9.0	10.6	7.7	<1.5	4.0	100,000	300,000	10,000
Styrene	100-42-5	1.8	<1.5	<1.5	<1.5	<1.5	1.5	1.7	1.7	<1.5	<1.5	<1.5	<1.5	<1.5	2.0	1.6	<1.5	<1.5	<1.5	1.5	<1.5	<1.5	<1.5	<1.5	100,000	300,000	21,000
Benzyl chloride	100-44-7	<1.8	<1.8	<1.8	<1.8	<1.8	<1.8	<1.8	<1.8	<1.8	<1.8	<1.8	<1.8	<1.8	<1.8	<1.8	<1.8	<1.8	<1.8	<1.8	<1.8	<1.8	<1.8	<1.8	100	300	240
cis-1,3-Dichloropropene*	10061-01-5	<1.5	<1.5	<1.5	<1.5	<1.5	<1.5	<1.5	<1.5	<1.5	<1.5	<1.5	<1.5	<1.5	<1.5	<1.5	<1.5	<1.5	<1.5	<1.5	<1.5	<1.5	<1.5	<1.5	2,000	6,000	NE
trans-1,3-Dichloropropene*	10061-02-6	<1.5	<1.5	<1.5	<1.5	<1.5	<1.5	<1.5	<1.5	<1.5	<1.5	<1.5	<1.5	<1.5	<1.5	<1.5	<1.5	<1.5	<1.5	<1.5	<1.5	<1.5	<1.5	<1.5	2,000	6,000	NE
1,4-Dichlorobenzene	106-46-7	<2.0	<2.0	<2.0	<2.0	<2.0	<2.0	<2.0	<2.0	<2.0	<2.0	<2.0	<2.0	<2.0	<2.0	<2.0	<2.0	<2.0	<2.0	<2.0	<2.0	<2.0	<2.0	<2.0	6,000	20,000	10,000
1,2-Dibromoethane (Ethylene dibromide)***	106-93-4	<2.6	<2.6	<2.6	<2.6	<2.6	<2.6	<2.6	<2.6	<2.6	<2.6	<2.6	<2.6	<2.6	<2.6	<2.6	<2.6	<2.6	<2.6	<2.6	<2.6	<2.6	<2.6	<2.6	2	6	NE
1,3-Butadiene	106-99-0	3.6	<0.76	<0.76	<0.76	<0.76	<0.76	<0.76	<0.76	<0.76	<0.76	<0.76	<0.76	<0.76	<0.76	<0.76	<0.76	<0.76	<0.76	16.3	6.0	7.6	<0.76	14.0	30	100	NE
1,2-Dichloroethane	107-06-2	<0.69	<0.69	<0.69	<0.69	<0.69	<0.69	<0.69	<0.69	<0.69	<0.69	<0.69	<0.69	<0.69	<0.69	<0.69	<0.69	<0.69	<0.69	<0.69	<0.69	<0.69	<0.69	<0.69	40	100	NE
Vinyl acetate	108-05-4	<1.2	<1.2	<1.2	<1.2	<1.2	<1.2	<1.2	<1.2	<1.2	<1.2	<1.2	<1.2	<1.2	<1.2	<1.2	<1.2	<1.2	<1.2	<1.2	<1.2	<1.2	<1.2	<1.2	20,000	60,000	NE
4-Methyl-2-pentanone (Methyl isobutyl ketone, MIBK)	108-10-1	<1.4	<1.4	<1.4	<1.4	<1.4	<1.4	<1.4	1.5	<1.4	<1.4	<1.4	<1.4	2.2	5.0	5.1	<1.4	<1.4	5.8	2.6	1.8	1.9	<1.4	<1.4	300,000	800,000	NE
m&p-Xylene**	179601-23-1	20.9	17.1	15.0	13.7	15.2	20.7	22.3	23.2	16.3	21.6	45.9	32.2	33.5	75.7	51.1	20.5	10.4	38.6	21.3	26.1	21.9	<3.0	17.6	10,000	30,000	43,000
1,3,5-Trimethylbenzene	108-67-8	2.2	1.8	1.8	1.7	2.0	2.2	2.1	2.2	<1.7	2.2	3.7	5.3	4.8	15.8	9.5	<1.7	<1.7	5.2	2.1	3.0	2.5	<1.7	2.2	600	2,000	NE
Toluene (Methylbenzene)	108-88-3	43.2	42.4	32.3	23.5	21.7	44.0	45.9	40.1	27.4	37.9	60.6	34.6	37.4	41.6	48.3	26.3	32.2	33.5	40.3	41.3	32.1	32.2	19.4	500,000	1,000,000	37,000
Chlorobenzene	108-90-7	<1.6	<1.6	<1.6	<1.6	<1.6	<1.6	<1.6	<1.6	<1.6	<1.6	<1.6	<1.6	<1.6	<1.6	<1.6	<1.6	<1.6	<1.6	<1.6	<1.6	<1.6	<1.6	<1.6	5,000	10,000	NE
Tetrahydrofuran	109-99-9	1.9	2.0	<1.0	<1.0	<1.0	2.5	1.9	<1.0	<1.0	1.6	3.6	7.2	7.0	17.2	11.2	2.3	<1.0	13.8	<1.0	2.9	1.9	<1.0	1.9	NE	NE	NE
n-Hexane	110-54-3	25.4	49.9	30.7	6.0	4.7	30.5	24.6	18.1	12.6	17.9	21.8	14.7	20.2	12.6	21.1	33.7	34.4	22.7	52.3	26.3	31.8	89.2	5.9	200,000	600,000	NE
Cyclohexane	110-82-7	10.7	20.3	11.9	2.5	<1.2	13.7	9.6	9.6	5.7	7.7	10.4	7.2	10.0	5.5	9.1	13.0	2.7	9.6	20.9	11.3	12.5	1.8	2.7	600,000	2,000,000	NE
Propylene (Methylethylene)	115-07-1	<0.59	<0.59	<0.59	136	93.2	<0.59	<0.59	64.0	<0.59	<0.59	87.9	15.9	30.9	19.9	36.7	168	12.6	63.8	171	62.9	99.5	9.5	108	300,000	800,000	NE
1,2,4-Trichlorobenzene	120-82-1	<2.5	<2.5	<2.5	<2.5	<2.5	<2.5	<2.5	<2.5	<2.5	<2.5	<2.5	<2.5	<2.5	<2.5	<2.5	<2.5	<2.5	<2.5	<2.5	<2.5	<2.5	<2.5	<2.5	400	1,000	NE
Dibromochloromethane	124-48-1	<2.9	<2.9	<2.9	<2.9	<2.9	<2.9	<2.9	<2.9	<2.9	<2.9	<2.9	<2.9	<2.9	<2.9	<2.9	<2.9	<2.9	<2.9	<2.9	<2.9	<2.9	<2.9	<2.9	NE	NE	NE
Tetrachloroethylene (PCE)	127-18-4	1.7	3.9	5.1	<1.2	<1.2	<1.2	<1.2	2.1	1.6	1.8	3.0	4.5	10.1	68.8	25.6	4.6	<1.2	4.8	4.8	5.3	2.9	<1.2	2.9	2,000	6,000	20,000
Ethyl acetate	141-78-6	<1.2	<1.2	<1.2	<1.2	<1.2	<1.2	<1.2	7.4	<1.2	<1.2	<1.2	11.9	21.9	47.1	34.8	6.0	<1.2	7.6	7.1	9.1	8.1	<1.2	6.4	300,000	800,000	40,000
n-Heptane	142-82-5	15.1	24.0	12.2	3.5	2.5	16.0	11.9	11.7	8.5	11.1	13.9	14.2	21.0	18.1	20.8	14.6	3.8	13.8	26.9	18.8	18.6	2.7	4.0	NE	NE	NE
cis-1,2-Dichloroethene	156-59-2	<1.4	<1.4	<1.4	<1.4	<1.4	<1.4	<1.4	<1.4	<1.4	<1.4	<1.4	<1.4	<1.4	<1.4	<1.4	<1.4	<1.4	<1.4	<1.4	<1.4	<1.4	<1.4	<1.4	6,000	20,000	NE
trans-1,2-Dichloroethene	156-60-5	<1.4	<1.4	<1.4	<1.4	<1.4	<1.4	<1.4	<1.4	<1.4	<1.4	<1.4	<1.4	<1.4	<1.4	<1.4	<1.4	<1.4	<1.4	<1.4	<1.4	<1.4	<1.4	<1.4	6,000	20,000	800
Methyl-tert-butyl ether (MTBE)	1634-04-4	<1.2	<1.2	<1.2	<1.2	<1.2	<1.2	<1.2	<1.2	<1.2	<1.2	<1.2	<1.2	<1.2	<1.2	<1.2	<1.2	<1.2	<1.2	<1.2	<1.2	<1.2	<1.2	<1.2	300,000	800,000	7,000
1,3-Dichlorobenzene	541-73-1	<2.0	<2.0	<2.0	<2.0	<2.0	<2.0	<2.0	<2.0	<2.0	<2.0	<2.0	<2.0	<2.0	<2.0	<2.0	<2.0	<2.0	<2.0	<2.0	<2.0	<2.0	<2.0	<2.0	NE	NE	NE
Carbon tetrachloride	56-23-5	<1.1	<1.1	<1.1	<1.1	<1.1	<1.1	<1.1	<1.1	<1.1	<1.1	<1.1	<1.1	<1.1	<1.1	<1.1	<1.1	<1.1	<1.1	<1.1	<1.1	<1.1	<1.1	<1.1	70	200	1,900
2-Hexanone	591-78-6	2.4	<1.4	<1.4	1.5	<1.4	<1.4	<1.4	1.8	1.9	<1.4	<1.4	<1.4	3.2	4.5	2.3	<1.4	<1.4	<1.4	<1.4	<1.4	<1.4	<1.4	<1.4	NE	NE	NE
4-Ethyltoluene	622-96-8	2.6	1.9	2.0	2.0	2.2	2.4	2.5	2.6	1.9	2.5	4.4	6.4	6.2	18.8	11.1	3.3	<1.7	5.6	2.7	3.4	3.0	<1.7	2.9	NE	NE	NE
Ethanol	64-17-5	82.8	72.5	68.5	65.0	61.5	80.9	68.7	66.9	48.3	130	112	135	152	237	177	106	35.4	151	113	126	109	24.2	118	1,500,000	4,200,000	180,000
2-Propanol (Isopropyl alcohol)	67-63-0	<0.84	<0.84	<0.84	<0.84	<0.84	<0.84	<0.84	25.3	<0.84	<0.84	<0.84	19.4	23.1	24.7	29.5	19.7	8.1	17.5	37.2	37.8	38.7	7.0	44.9	700,000	2,000,000	3,200
Acetone	67-64-1	67.6	45.8	53.4	50.5	45.6	62.7	51.2	59.6	51.7	56.8	87.1	136	148	332	247	61.5	86.3	65.0	86.2	135	116	92.8	114	3,100,000	8,700,000	60,000
Chloroform	67-66-3	<1.7	<1.7	<1.7	<1.7	<1.7	<1.7	<1.7	<1.7	<1.7	<1.7	2.4	<1.7	<1.7	<1.7	<1.7	<1.7	<1.7	<1.7	2.4	3.7	<1.7	<1.7	<1.7	10,000	30,000	150
Benzene	71-43-2	20.5	25.5	16.0	8.5	7.3	21.8	22.8	19.8	12.8	18.8	26.0	9.7	10.4	7.0	11.4	14.9	2.1	10.7	24.0	17.5	12.7	<0.55	3.7	450	1,300	1,000
1,1,1-Trichloroethane (Methyl chloroform)	71-55-6	<1.9	<1.9	<1.9	<1.9	<1.9	<1.9	<1.9	<1.9	<1.9	<1.9	<1.9	<1.9	<1.9	<1.9	<1.9	<1.9	<1.9	<1.9	<1.9	<1.9	<1.9	<1.9	<1.9	500,000	1,000,000	140,000
Bromomethane (Methyl bromide)	74-83-9	<1.3	<1.3	<1.3	<1.3	<1.3	<1.3	<1.3	<1.3	<1.3	<1.3	<1.3	<1.3	<1.3	<1.3	<1.3	<1.3	<1.3	<1.3	<1.3	<1.3	<1.3	<1.3	<1.3	500	1,000	2,000
Chloromethane (Methyl chloride)	74-87-3	<0.71	<0.71	<0.71	<0.71	<0.71	<0.71	<0.71	<0.71	<0.71	<0.71	<0.71	<0.71	<0.71	<0.71	<0.71	<0.71	<0.71	<0.71	<0.71	<0.71	<0.71	0.89	<0.71	9,000	30,000	1,000
Chloroethane (Ethyl chloride)	75-00-3	<0.91	<0.91	<0.91	<0.91	<0.91	<0.91	<0.91	<0.91	<0.91	<0.91	<0.91	<0.91	<0.91	<0.91	<0.91	<0.91	<0.91	<0.91	<0.91	<0.91	<0.91	<0.91	<0.91	1,000,000	3,000,000	100,000
Vinyl chloride	75-01-4	<0.44	<0.44	<0.44	<0.44	<0.44	<0.44	<0.44	<0.44	<0.44	<0.44	<0.44	<0.44	<0.44	<0.44	<0.44	<0.44	<0.44	<0.44	<0.44	<0.44	<0.44	<0.44	<0.44	100	300	180,000
Methylene Chloride (Dichloromethane)	75-09-2	19.3	<1.2	2.4	<1.2	29.3	<1.2	25.4	1.5	107	25.4	<1.2	4.0	20.9	8.8	12.6	53.8	4790	19.9	<1.2	28.0	150	9760	15.1	2,000	6,000	10,000
Carbon disulfide	75-15-0	19.7	27.5	18.6	5.7	3.7	23.4	35.6	15.1	10.1	14.0	30.8	9.5	10.7	8.0	11.8	68.8	3.7	35.5	34.3	15.2	26.3	<1.1	12.9	70,000	200,000	6,000
Bromoform	75-25-2	<3.5	<3.5	<3.5	<3.5	<3.5	<3.5	<3.5	<3.5	<3.5	<3.5	<3.5	<3.5	<3.5	<3.5	<3.5	<3.5	<3.5	<3.5	<3.5	<3.5	<3.5	<3.5	<3.5	900	3,000	NE
Bromodichloromethane	75-27-4	<2.3	<2.3	<2.3	<2.3	<2.3	<2.3	<2.3	<2.3	<2.3	<2.3	<2.3	<2.3	<2.3	<2.3	<2.3	<2.3	<2.3	<2.3	<2.3	<2.3	<2.3	<2.3	<2.3	NE	NE	NE
1,1-Dichloroethane	75-34-3	<1.4	<1.4	<1.4	<1.4	<1.4	<1.4	<1.4	<1.4	<1.4	<1.4	<1.4	<1.4	<1.4	<1.4	<1.4	<1.4	<1.4	<1.4	<1.4	<1.4	<1.4	<1.4	<1.4	50,000	100,000	NE
1,1-Dichloroethene (DCE)	75-35-4	<1.4	<1.4	<1.4	<1.4	<1.4	<1.4	<1.4	<1.4	<1.4	<1.4	<1.4	<1.4	<1.4	<1.4	<1.4	<1.4	<1.4	<1.4	<1.4	<1.4	<1.4	<1.4	<1.4	20,000	60,000	NE
Trichlorofluoromethane (Freon 11)	75-69-4	<1.9	<1.9	<1.9	<1.9	<1.9	<1.9	<1.9	<1.9	<1.9	<1.9	<1.9	<1.9	<1.9	<1.9	<1.9	<1.9	<1.9	<1.9	<1.9	<1.9	<1.9	<1.9	<1.9	70,000	200,000	NE
Dichlorodifluoromethane (Freon 12)	75-71-8	1.7	1.8	2.3	2.0	1.8	1.8	2.2	2.1	2.0	2.2	2.9	2.2	1.9	3.0	1.7	2.3	3.4	2.2	2.3	2.3	2.5	3.7	3.5	20,000	60,000	NE
1,1,2-Trichlorotrifluoroethane (CFC-113)	76-13-1	<2.7	<2.7	<2.7	<2.7	<2.7	<2.7	<2.7	<2.7	<2.7	<2.7	<2.7	<2.7	<2.7	<2.7	<2.7	<2.7	<2.7	<2.7	<2.7	<2.7	<2.7	<2.7	<2.7	3,000,000	8,000,000	NE
Dichlorotetrafluoroethane	76-14-2	<2.4	<2.4	<2.4	<2.4	<2.4	<2.4	<2.4	<2.4	<2.4	<2.4	<2.4	<2.4	<2.4	<2.4	<2.4	<2.4	<2.4	<2.4	<2.4	<2.4	<2.4	<2.4	<2.4	NE	NE	NE
1,2-Dichloropropane	78-87-5	<1.6	<1.6	<1.6	<1.6	<1.6	<1.6	<1.6	<1.6	<1.6	<1.6	<1.6	<1.6	<1.6	<1.6	<1.6	<1.6	<1.6	<1.6	<1.6	<1.6	<1.6	<1.6	<1.6	400	1,000	200
2-Butanone (Methyl ethyl ketone, MEK)	78-93-3	14.7	5.6	7.8	7.8	7.2	8.5	7.1	10.0	9.0	7.4	9.4	18.4	36.0	81.0	56.9	7.7	3.0	11.4	8.3	11.4	11.0	1.5	7.6	500,000	1,000,000	10,000
1,1,2-Trichloroethane	79-00-5	<0.92	<0.92	<0.92	<0.92	<0.92	<0.92	<0.92	<0.92	<0.92	<0.92	<0.92	<0.92	<0.92	<0.92	<0.92	<0.92	<0.92	<0.92	<0.92	<0.92	<0.92	<0.92	<0.92	60	200	NE
Trichloroethylene (TCE)	79-01-6	<0.92	<0.92	2.6	<0.92	<0.92	<0.92	<0.92	<0.92	<0.92	<0.92	<0.92	<0.92	<0.92	3.4	<0.92	<0.92	<0.92	<0.92	<0.92	<0.92	<0.92	<0.92	<0.92	200	600	2,000
1,1,2,2-Tetrachloroethane	79-34-5	<1.2	<1.2	<1.2	<1.2	<1.2	<1.2	<1.2	<1.2	<1.2	<1.2	<1.2	<1.2	<1.2	<1.2	<1.2	<1.2	<1.2	<1.2	<1.2	<1.2	<1.2	<1.2	<1.2	20	100	NE
Hexachloro-1,3-butadiene	87-68-3	<3.7	<3.7	<3.7	<3.7	<3.7	<3.7	<3.7	<3.7	<3.7	<3.7	<3.7	<3.7	<3.7	<3.7	<3.7	<3.7	<3.7	<3.7	<3.7	<3.7	<3.7	<3.7	<3.7	50	100	NE
Naphthalene	91-20-3	<1.8	<1.8	<1.8	<1.8	<1.8	<1.8	<1.8	<1.8	<1.8	<1.8	2.2	2.6	<1.8	<1.8	<1.8	2.4	<1.8	21.0	<1.8	<1.8	<1.8	<1.8	<1.8	900	3,000	NE
o-Xylene**	95-47-6	7.1	5.2	5.0	4.3	4.8	6.5	6.8	7.4	4.8	6.6	14.4	11.6	11.7	26.8	18.4	6.8	3.0	13.8	7.0	8.7	6.4	<1.5	6.0	10,000	30,000	43,000
1,2-Dichlorobenzene	95-50-1	<2.0	<2.0	<2.0	<2.0	<2.0	<2.0	<2.0	<2.0	<2.0	<2.0	<2.0	<2.0	<2.0	<2.0	<2.0	<2.0	<2.0	<2.0	<2.0	<2.0	<2.0	<2.0	<2.0	20,000	60,000	NE
1,2,4-Trimethylbenzene	95-63-6	7.1	5.8	5.9	5.8	6.4	6.7	6.8	7.5	4.8	7.4	12.2	16.0	15.1	47.0	28.9	8.6	3.6	18.5	9.1	10.2	8.8	<1.7	8.9	700	2,000	NE

NOTES:
ISV - Intrusion Screening Value
established by MPCA
< = Less than Laboratory Reporting Limit
BOLD Text indicates result is above reporting limit
= Concentration exceeds Residential 100x ISV/Industrial 100x ISV/Acute ISV
* based on 1,3-Dichloropropene cas # 542-75-6
** based on total xylenes cas # 1330-20-7
*** Laboratory reporting limit is greater than established groundwater standard (HRL/HBV)
NE = Not Established
All compound concentrations displayed in $\mu g/m^3$

St. Louis Park Investigation
AECOM Project Number 60317420

Table 5B
Soil Vapor Analytical Results
Permanent Soil Vapor Implants

Chemical	CAS #	VP-201	VP-202	VP-203	VP-204	VP-205	VP-206	VP-207	VP-208	VP-209	VP-210	VP-211A	VP-211	VP-212	VP-213	VP-214	VP-215	VP-216	VP-217	VP-218	VP-219	VP-220	VP-221	Residential 100x ISVs	Industrial 100x ISVs	Acute ISV
Date Sampled		4/10/2014	4/10/2014	4/10/2014	4/10/2014	4/10/2014	4/10/2014	4/10/2014	4/10/2014	4/10/2014	4/10/2014	4/10/2014	4/10/2014	4/10/2014	4/11/2014	4/11/2014	4/11/2014	4/11/2014	4/11/2014	4/11/2014	4/11/2014	4/11/2014	4/11/2014			
Ethylbenzene	100-41-4	5.2	13.2	19.4	9.3	11.3	9.3	7.3	7.3	4.2	37.8	3.0	3.0	4.3	8.0	7.2	3.7	<1.5	6.0	18.8	7.8	6.2	20.9	100,000	300,000	10,000
Styrene	100-42-5	<1.5	<1.5	<1.5	<1.5	<1.5	<1.5	<1.5	<1.5	<1.5	<1.5	<1.5	<1.5	<1.5	<3.6	<3.6	<3.6	<3.6	<3.6	<3.6	<3.6	<3.8	<3.8	100,000	300,000	21,000
Benzyl chloride	100-44-7	<1.8	<1.8	<1.8	<1.8	<1.8	<1.8	<1.8	<1.8	<1.8	<1.8	<1.8	<1.8	<1.8	<1.8	<1.8	<1.8	<1.8	<1.8	<1.8	<1.8	<1.8	<1.8	100	300	240
cis-1,3-Dichloropropene*	10061-01-5	<1.5	<1.5	<1.5	<1.5	<1.6	<1.5	<1.5	<1.6	<1.5	<1.5	<1.6	<1.5	<1.5	<1.5	<1.5	<1.5	<1.5	<1.5	<1.5	<1.5	<1.6	<1.6	2,000	6,000	NE
trans-1,3-Dichloropropene*	10061-02-6	<1.5	<1.5	<1.5	<1.5	<1.6	<1.5	<1.5	<1.6	<1.5	<1.5	<1.6	<1.5	<1.5	<1.5	<1.5	<1.5	<1.5	<1.5	<1.5	<1.5	<1.6	<1.6	2,000	6,000	NE
1,4-Dichlorobenzene	106-46-7	<2.0	<2.0	<2.0	<2.0	<2.1	<2.0	<2.0	<2.1	<2.0	<2.0	<2.1	<2.0	<2.0	<2.0	<2.0	<2.0	<2.0	<2.0	<2.0	4.7	<2.1	<2.1	6,000	20,000	10,000
1,2-Dibromoethane (Ethylene dibromide)***	106-93-4	<2.6	<2.6	<2.6	<2.6	<2.7	<2.6	<2.6	<2.7	<2.6	<2.6	<2.7	<2.6	<2.6	<2.6	<2.6	<2.6	<2.6	<2.6	<2.6	<2.6	<2.7	<2.7	2	6	NE
1,3-Butadiene	106-99-0	8.4	6.1	<0.76	<0.76	18.4	13.8	<0.76	<0.78	8.3	24.3	5.2	7.1	8.7	<0.76	<0.76	<0.76	<0.76	<0.76	<0.76	<0.76	<0.78	<0.78	30	100	NE
1,2-Dichloroethane	107-06-2	<0.69	<0.69	<0.69	<0.69	<0.71	<0.69	<0.69	<0.71	<0.69	<0.69	<0.71	<0.69	<0.69	<0.69	<0.69	<0.69	<0.69	<0.69	<0.69	<0.69	<0.71	<0.71	40	100	NE
Vinyl acetate	108-05-4	<1.2	<1.2	<1.2	<1.2	<1.2	<1.2	<1.2	<1.2	<1.2	<1.2	<1.2	<1.2	<1.2	<1.2	<1.2	<1.2	<1.2	<1.2	<1.2	<1.2	<1.2	<1.2	20,000	60,000	NE
4-Methyl-2-pentanone (Methyl isobutyl ketone, MIBK)	108-10-1	<1.4	<1.4	<1.4	<1.4	<1.4	<1.4	1.4	2.9	<1.4	8.5	<1.4	<1.4	<1.4	<1.4	<1.4	<1.4	<1.4	<1.4	<1.4	<1.4	<1.4	<1.4	300,000	800,000	NE
m&p-Xylene**	179601-23-1	12.4	54.4	78.3	46.8	45.0	34.6	29.9	27.0	14.1	41.1	10.4	10.1	12.5	28.7	28.4	12.6	<3.0	17.5	81.9	21.0	17.5	82.7	10,000	30,000	43,000
1,3,5-Trimethylbenzene	108-67-8	<1.7	<1.7	2.5	1.9	2.2	2.8	2.5	2.8	<1.7	5.9	2.8	2.2	<1.7	<1.7	<1.7	<1.7	<1.7	<1.7	5.1	<1.7	<1.7	48.4	600	2,000	NE
Toluene (Methylbenzene)	108-88-3	20.6	28.7	37.7	20.2	29.9	25.5	21.8	24.3	17.2	63.9	12.7	14.6	26.0	28.4	26.5	23.7	27.5	38.3	147	61.5	41.6	30.1	500,000	1,000,000	37,000
Chlorobenzene	108-90-7	<1.6	<1.6	<1.6	<1.6	<1.6	<1.6	<1.6	<1.6	<1.6	<1.6	<1.6	<1.6	<1.6	<1.6	<1.6	<1.6	<1.6	<1.6	<1.6	5.7	<1.6	<1.6	5,000	10,000	NE
Tetrahydrofuran	109-99-9	<1.0	<1.0	<1.0	<1.0	<1.0	<1.0	<1.0	<1.0	<1.0	<1.0	<1.0	<1.0	<1.0	<1.0	<1.0	<1.0	<1.0	<1.0	<1.0	<1.0	<1.0	<1.0	NE	NE	NE
n-Hexane	110-54-3	22.2	50.8	50.4	26.8	62.9	68.4	39.6	59.7	38.0	74.4	5.0	6.0	27.9	16.0	20.9	44.5	19.2	84.0	69.1	59.8	23.5	38.1	200,000	600,000	NE
Cyclohexane	110-82-7	8.5	19.5	24.5	12.7	22.8	26.9	17.7	26.5	15.7	30.7	2.0	2.6	10.5	6.0	7.4	7.7	1.5	21.9	33.8	23.9	8.3	14.6	600,000	2,000,000	NE
Propylene (Methylethylene)	115-07-1	66.3	<1.5	<0.59	<1.5	242	<1.5	<1.5	<1.5	<1.5	<1.5	31.5	42.9	91.3	56.5	99.8	197	21.3	390	256	202	80.5	155	300,000	800,000	NE
1,2,4-Trichlorobenzene	120-82-1	<2.5	<2.5	<2.5	<2.5	<2.6	<2.5	<2.5	<2.6	<2.5	<2.5	<2.6	<2.5	<2.5	<2.5	<2.5	<2.5	<2.5	<2.5	<2.5	<2.5	<2.6	<2.6	400	1,000	NE
Dibromochloromethane	124-48-1	<2.9	<2.9	<2.9	<2.9	<3.0	<2.9	<2.9	<3.0	<2.9	<2.9	<3.0	<2.9	<2.9	<2.9	<2.9	<2.9	<2.9	<2.9	<2.9	<2.9	<3.0	<3.0	NE	NE	NE
Tetrachloroethylene (PCE)	127-18-4	<1.2	<1.2	<1.2	<1.2	7.4	9.3	8.4	<1.2	<1.2	<1.2	<1.2	<1.2	<1.2	<1.2	<1.2	1.4	<1.2	<1.2	<1.2	2.3	<1.2	1.2	2,000	6,000	20,000
Ethyl acetate	141-78-6	<1.2	<1.2	<1.2	<1.2	<1.3	<1.2	<1.2	<1.3	<1.2	<1.2	<1.3	4.5	<1.2	<1.2	1.3	<1.2	<1.2	<1.2	<1.2	<1.2	<1.3	<1.3	300,000	800,000	40,000
n-Heptane	142-82-5	13.5	28.5	24.9	8.9	25.8	27.9	17.3	32.5	14.3	51.8	2.4	2.6	11.9	8.0	8.5	7.6	2.4	19.3	25.0	21.9	10.9	12.5	NE	NE	NE
cis-1,2-Dichloroethene	156-59-2	<1.4	<1.4	<1.4	<1.4	<1.4	2.2	<1.4	<1.4	<1.4	<1.4	<1.4	<1.4	<1.4	<1.4	<1.4	<1.4	<1.4	<1.4	<1.4	<1.4	<1.4	<1.4	6,000	20,000	NE
trans-1,2-Dichloroethene	156-60-5	<1.4	<1.4	<1.4	<1.4	<1.4	<1.4	<1.4	<1.4	<1.4	<1.4	<1.4	<1.4	<1.4	<1.4	<1.4	<1.4	<1.4	<1.4	<1.4	<1.4	<1.4	<1.4	6,000	20,000	800
Methyl-tert-butyl ether (MTBE)	1634-04-4	<1.2	<1.2	<1.2	<1.2	<1.3	<1.2	<1.2	<1.3	<1.2	<1.2	<1.3	<1.2	<1.2	<1.2	<1.2	<1.2	<1.2	<1.2	<1.2	<1.2	<1.3	<1.3	300,000	800,000	7,000
1,3-Dichlorobenzene	541-73-1	<2.0	<2.0	<2.0	<2.0	<2.1	<2.0	<2.0	<2.1	<2.0	<2.0	<2.1	<2.0	<2.0	<2.0	<2.0	<2.0	<2.0	<2.0	<2.0	<2.0	<2.1	<2.1	NE	NE	NE
Carbon tetrachloride	56-23-5	<1.1	<1.1	<1.1	<1.1	<1.1	<1.1	<1.1	<1.1	<1.1	<1.1	<1.1	<1.1	<1.1	<1.1	<1.1	<1.1	<1.1	<1.1	<1.1	<1.1	<1.1	<1.1	70	200	1,900
2-Hexanone	591-78-6	2.7	1.6	<1.4	<1.4	3.2	<1.4	2.1	3.5	2.4	<1.4	1.6	<1.4	<1.4	<1.4	<1.4	1.4	<1.4	<1.4	<1.4	<1.4	2.7	<1.4	NE	NE	NE
4-Ethyltoluene	622-96-8	<1.7	<1.7	2.9	2.1	2.2	2.7	2.6	2.7	<1.7	6.5	2.8	2.2	<1.7	<1.7	<1.7	<1.7	<1.7	1.7	4.1	2.0	<1.7	30.9	NE	NE	NE
Ethanol	64-17-5	42.9	56.5	51.6	68.5	75.6	86.9	102	<0.66	<0.64	<0.64	63.9	60.9	40.0	37.3	37.8	28.1	11.8	53.1	56.9	59.8	56.5	64.3	1,500,000	4,200,000	180,000
2-Propanol (Isopropyl alcohol)	67-63-0	<0.84	17.4	18.1	<0.84	<0.87	<0.84	24.9	<0.87	<0.84	<0.84	<0.87	<0.84	<0.84	26.6	29.8	<0.84	<0.84	21.0	<0.84	<0.84	23.0	<0.87	700,000	2,000,000	3,200
Acetone	67-64-1	46.9	54.8	56.9	58.6	86.5	81.4	95.3	99.9	59.6	102	59.8	48.4	36.7	33.2	50.8	26.4	38.1	32.5	29.4	25.4	51.6	25.7	3,100,000	8,700,000	60,000
Chloroform	67-66-3	<1.7	<1.7	<1.7	<1.7	<1.7	<1.7	<1.7	<1.7	<1.7	<1.7	<1.7	<1.7	<1.7	<1.7	<1.7	<1.7	<1.7	<1.7	<1.7	<1.7	<1.7	<1.7	10,000	30,000	150
Benzene	71-43-2	8.4	12.0	17.4	7.2	16.7	18.7	12.3	16.8	10.7	33.4	5.9	7.3	13.7	10.7	8.2	6.8	1.8	23.1	52.5	33.8	19.9	19.9	450	1,300	1,000
1,1,1-Trichloroethane (Methyl chloroform)	71-55-6	<1.9	<1.9	<1.9	<1.9	<1.9	<1.9	<1.9	<1.9	<1.9	<1.9	<1.9	<1.9	<1.9	<1.9	<1.9	<1.9	<1.9	<1.9	<1.9	<1.9	<1.9	<1.9	500,000	1,000,000	140,000
Bromomethane (Methyl bromide)	74-83-9	<1.3	<1.3	<1.3	<1.3	<1.4	<1.3	43.8	<1.4	<1.3	<1.3	<1.4	<1.3	<1.3	<1.3	<1.3	<1.3	<1.3	<1.3	<1.3	<1.3	<1.4	<1.4	500	1,000	2,000
Chloromethane (Methyl chloride)	74-87-3	<0.71	<0.71	<0.71	<0.71	<0.73	<0.71	<0.71	<0.73	<0.71	<0.71	<0.73	<0.71	<0.71	<0.71	<0.71	<0.71	1.4	<0.71	<0.71	<0.71	<0.73	<0.73	9,000	30,000	1,000
Chloroethane (Ethyl chloride)	75-00-3	<0.91	<0.91	<0.91	<0.91	<0.94	<0.91	<0.91	<0.94	<0.91	<0.91	<0.94	<0.91	<0.91	<0.91	<0.91	<0.91	<0.91	<0.91	<0.91	<0.91	<0.94	<0.94	1,000,000	3,000,000	100,000
Vinyl chloride	75-01-4	<0.44	<0.44	<0.44	<0.44	<0.45	<0.44	<0.44	<0.45	<0.44	<0.44	<0.45	<0.44	<0.44	<0.44	<0.44	<0.44	<0.44	<0.44	<0.44	<0.44	<0.45	<0.45	100	300	180,000
Methylene Chloride (Dichloromethane)	75-09-2	<1.2	<1.2	4.2	<1.2	<1.2	<1.2	<1.2	<1.2	<1.2	<1.2	<1.2	1.3	<1.2	10.9	21.6	7.2	128	12.7	6.8	4.9	9.1	4.2	2,000	6,000	10,000
Carbon disulfide	75-15-0	2.5	2.3	3.7	1.7	4.9	8.2	3.2	61.1	1.8	2.9	<1.1	<1.1	<1.1	5.4	4.0	3.0	<1.1	6.8	4.4	10.6	1.8	5.3	70,000	200,000	6,000
Bromoform	75-25-2	<3.5	<3.5	<3.5	<3.5	<3.7	<3.5	<3.5	<3.7	<3.5	<3.5	<3.7	<3.5	<3.5	<3.5	<3.5	<3.5	<3.5	<3.5	<3.5	<3.5	<3.7	<3.7	900	3,000	NE
Bromodichloromethane	75-27-4	<2.3	<2.3	<2.3	<2.3	<2.4	<2.3	<2.3	<2.4	<2.3	<2.3	<2.4	<2.3	<2.3	<2.3	<2.3	<2.3	<2.3	<2.3	<2.3	<2.3	<2.4	<2.4	NE	NE	NE
1,1-Dichloroethane	75-34-3	<1.4	<1.4	<1.4	<1.4	<1.4	<1.4	<1.4	<1.4	<1.4	<1.4	<1.4	<1.4	<1.4	<1.4	<1.4	<1.4	<1.4	<1.4	<1.4	<1.4	<1.4	<1.4	50,000	100,000	NE
1,1-Dichloroethene (DCE)	75-35-4	<1.4	<1.4	<1.4	<1.4	<1.4	<1.4	<1.4	<1.4	<1.4	<1.4	<1.4	<1.4	<1.4	<1.4	<1.4	<1.4	<1.4	<1.4	<1.4	<1.4	<1.4	<1.4	20,000	60,000	NE
Trichlorofluoromethane (Freon 11)	75-69-4	<1.9	<1.9	<1.9	<1.9	<2.0	<1.9	<1.9	<2.0	<1.9	<1.9	<2.0	<1.9	<1.9	<1.9	<1.9	<1.9	<1.9	<1.9	<1.9	<1.9	<2.0	<2.0	70,000	200,000	NE
Dichlorodifluoromethane (Freon 12)	75-71-8	2.3	3.4	3.0	2.1	1.8	<1.7	1.8	<1.8	1.8	<1.7	2.0	<1.7	1.7	1.9	2.2	2.2	3.5	2.1	1.8	2.1	1.9	2.0	20,000	60,000	NE
1,1,2-Trichlorotrifluoroethane (CFC-113)	76-13-1	<2.7	<2.7	<2.7	<2.7	<2.8	<2.7	<2.7	<2.8	<2.7	<2.7	<2.8	<2.7	<2.7	<2.7	<2.7	<2.7	<2.7	<2.7	<2.7	<2.7	<2.8	<2.8	3,000,000	8,000,000	NE
Dichlorotetrafluoroethane	76-14-2	<2.4	<2.4	<2.4	<2.4	<2.5	4.2	<2.4	<2.5	<2.4	<2.4	<2.5	<2.4	<2.4	<2.4	<2.4	<2.4	<2.4	<2.4	<2.4	<2.4	<2.5	<2.5	NE	NE	NE
1,2-Dichloropropane	78-87-5	<1.6	<1.6	<1.6	<1.6	<1.6	<1.6	<1.6	<1.6	<1.6	<1.6	<1.6	<1.6	<1.6	<1.6	<1.6	<1.6	<1.6	<1.6	<1.6	<1.6	<1.6	<1.6	400	1,000	200
2-Butanone (Methyl ethyl ketone, MEK)	78-93-3	13.3	<1.0	7.7	<1.0	13.4	<1.0	11.6	17.1	10.9	<1.0	9.8	6.9	<1.0	8.6	6.7	6.1	1.5	4.1	4.9	5.7	10.2	3.8	500,000	1,000,000	10,000
1,1,2-Trichloroethane	79-00-5	<0.92	<0.92	<0.92	<0.92	<0.96	<0.92	2.4	<0.96	<0.92	<0.92	<0.96	<0.92	<0.92	<0.92	<0.92	<0.92	<0.92	<0.92	<0.92	<0.92	<0.96	<0.96	60	200	NE
Trichloroethylene (TCE)	79-01-6	2.2	<0.92	<0.92	2.0	2.6	6.5	4.5	1.5	<0.92	1.1	<0.96	<0.92	<0.92	<0.92	<0.92	<0.92	<0.92	<0.92	<0.92	2.8	<0.96	<0.96	200	600	2,000
1,1,2,2-Tetrachloroethane	79-34-5	<1.2	<1.2	<1.2	<1.2	<1.2	<1.2	<1.2	<1.2	<1.2	<1.2	<1.2	<1.2	<1.2	<1.2	<1.2	<1.2	<1.2	<1.2	<1.2	<1.2	<1.2	<1.2	20	100	NE
Hexachloro-1,3-butadiene	87-68-3	<3.7	<3.7	<3.7	<3.7	<3.8	<3.7	<3.7	<3.8	<3.7	<3.7	<3.8	<3.7	<3.7	<3.7	<3.7	<3.7	<3.7	<3.7	<3.7	<3.7	<3.8	<3.8	50	100	NE
Naphthalene	91-20-3	<1.8	<1.8	1.9	<1.8	<1.9	<1.8	<1.8	3.5	<1.8	<1.8	<1.9	<1.8	<1.8	<1.8	2.2	<1.8	<1.8	<1.8	<1.8	<1.8	<1.9	<1.9	900	3,000	NE
o-Xylene**	95-47-6	3.6	13.4	19.4	11.6	11.9	9.6	8.0	6.9	4.2	12.9	3.7	3.1	3.7	8.2	7.6	3.7	<1.5	5.5	28.0	6.5	5.7	23.1	10,000	30,000	43,000
1,2-Dichlorobenzene	95-50-1	<2.0	<2.0	<2.0	<2.0	<2.1	<2.0	<2.0	<2.1	<2.0	<2.0	<2.1	<2.0	<2.0	<2.0	<2.0	<2.0	<2.0	<2.0	<2.0	5.7	<2.1	<2.1	20,000	60,000	NE
1,2,4-Trimethylbenzene	95-63-6	3.7	<1.7	7.6	6.3	7.0	8.9	8.4	8.6	4.7	18.9	10.5	8.0	3.9	4.3	4.3	2.1	<1.7	3.2	11.4	4.4	3.8	71.9	700	2,000	NE

NOTES:
ISV - Intrusion Screening Value
established by MPCA
< = Less than Laboratory Reporting Limit
BOLD Text indicates result is above reporting limit
= Concentration exceeds Residential 100x ISV/Industrial 100x ISV/Acute ISV
* based on 1,3-Dichloropropene cas # 542-75-6
** based on total xylenes cas # 1330-20-7
*** Laboratory reporting limit is greater than established groundwater standard (HRL/HBV)
NE = Not Established
All compound concentrations displayed in $\mu g/m^3$

St. Louis Park Investigation
AECOM Project Number 60317420

Table 5C
Soil Vapor Analytical Results
Permanent Soil Vapor Implants

Chemical	CAS #	VP-302	VP-303	VP-304A	VP-304	VP-305	VP-306	VP-307	VP-308	VP-309	VP-310	VP-311A	VP-311	VP-312	VP-313	VP-314	VP-315	VP-316	VP-317A	VP-317	VP-318	VP-319	Residential 100x ISVs	Industrial 100x ISVs	Acute ISV
Date Sampled		4/11/2014	4/11/2014	4/11/2014	4/11/2014	4/11/2014	4/11/2014	4/14/2014	4/14/2014	4/14/2014	4/14/2014	4/14/2014	4/14/2014	4/25/2014	4/25/2014	4/25/2014	4/25/2014	4/25/2014	4/25/2014	4/25/2014	4/25/2014	4/25/2014			
Ethylbenzene	100-41-4	4.9	5.2	7.6	5.7	4.3	5.4	11.2	<1.5	11.1	10.1	33.5	32.1	<1.5	<1.5	<1.5	<1.5	<1.5	<1.5	<1.5	<1.5	<1.5	100,000	300,000	10,000
Styrene	100-42-5	<3.6	<3.6	<3.6	<3.8	<3.6	<3.6	<3.6	<3.6	<3.6	<3.6	3.8	<3.6	<1.5	<1.5	<1.5	<1.5	<1.5	<1.5	<1.5	<1.5	<1.5	100,000	300,000	21,000
Benzyl chloride	100-44-7	<1.8	<1.8	<1.8	<1.8	<1.8	<1.8	<1.8	<1.8	<1.8	<1.8	<1.8	<1.8	<1.8	<1.8	<1.8	<1.8	<1.8	<1.8	<1.8	<1.8	<1.8	100	300	240
cis-1,3-Dichloropropene*	10061-01-5	<1.5	<1.5	<1.5	<1.6	<1.5	<1.5	<1.5	<1.5	<1.5	<1.5	<1.5	<1.5	<1.5	<1.5	<1.5	<1.5	<1.5	<1.5	<1.5	<1.5	<1.5	2,000	6,000	NE
trans-1,3-Dichloropropene*	10061-02-6	<1.5	<1.5	<1.5	<1.6	<1.5	<1.5	<1.5	<1.5	<1.5	<1.5	<1.5	<1.5	<1.5	<1.5	<1.5	<1.5	<1.5	<1.5	<1.5	<1.5	<1.5	2,000	6,000	NE
1,4-Dichlorobenzene	106-46-7	<2.0	<2.0	<2.0	<2.1	<2.0	<2.0	<2.0	<2.0	<2.0	<2.0	<2.0	<2.0	<2.0	<2.0	<2.0	<2.0	<2.0	<2.0	<2.0	<2.0	<2.0	6,000	20,000	10,000
1,2-Dibromoethane (Ethylene dibromide)***	106-93-4	<2.6	<2.6	<2.6	<2.7	<2.6	<2.6	<2.6	<2.6	<2.6	<2.6	<2.6	<2.6	<2.6	<2.6	<2.6	<2.6	<2.6	<2.6	<2.6	<2.6	<2.6	2	6	NE
1,3-Butadiene	106-99-0	<0.76	<0.76	<0.76	<0.78	<0.76	<0.76	<0.76	<0.76	<0.76	<0.76	<0.76	<0.76	<0.76	<0.76	<0.76	<0.76	<0.76	<0.76	<0.76	<0.76	<0.76	30	100	NE
1,2-Dichloroethane	107-06-2	<0.69	<0.69	<0.69	<0.71	<0.69	<0.69	<0.69	<0.69	<0.69	<0.69	<0.69	<0.69	<0.69	<0.69	<0.69	<0.69	<0.69	<0.69	<0.69	<0.69	<0.69	40	100	NE
Vinyl acetate	108-05-4	2.1	<1.2	<1.2	<1.2	3.6	<1.2	<1.2	<1.2	<1.2	<1.2	<1.2	<1.2	<1.2	<1.2	<1.2	<1.2	<1.2	<1.2	<1.2	<1.2	<1.2	20,000	60,000	NE
4-Methyl-2-pentanone (Methyl isobutyl ketone, MIBK)	108-10-1	<1.4	<1.4	<1.4	<1.4	<1.4	<1.4	<1.4	<1.4	<1.4	<1.4	<1.4	<1.4	<1.4	<1.4	3.4	<1.4	<1.4	<1.4	<1.4	<1.4	<1.4	300,000	800,000	NE
m&p-Xylene**	179601-23-1	16.6	15.8	18.3	16.6	14.1	18.5	33.9	5.6	33.6	31.7	122	110	3.4	3.5	4.2	<3.0	3.6	<3.0	<3.0	3.5	<3.0	10,000	30,000	43,000
1,3,5-Trimethylbenzene	108-67-8	<1.7	4.1	<1.7	<1.7	<1.7	<1.7	<1.7	<1.7	1.8	<1.7	6.4	5.5	<1.7	<1.7	<1.7	<1.7	<1.7	<1.7	<1.7	<1.7	<1.7	600	2,000	NE
Toluene (Methylbenzene)	108-88-3	30.9	27.6	37.7	40.8	24.0	26.8	65.9	9.0	54.7	3080	70.5	75.8	4.4	4.2	5.3	<1.3	18.8	2.5	2.2	5.0	5.4	500,000	1,000,000	37,000
Chlorobenzene	108-90-7	<1.6	<1.6	<1.6	<1.6	<1.6	<1.6	<1.6	<1.6	<1.6	<1.6	<1.6	<1.6	<1.6	<1.6	23.2	<1.6	<1.6	<1.6	<1.6	<1.6	<1.6	5,000	10,000	NE
Tetrahydrofuran	109-99-9	<1.0	<1.0	<1.0	<1.0	<1.0	<1.0	<1.0	<1.0	<1.0	<1.0	7.7	8.6	1.6	2.2	6.8	<1.0	<1.0	<1.0	<1.0	<1.0	<1.0	NE	NE	NE
n-Hexane	110-54-3	9.3	9.1	45.9	47.3	20.2	19.8	34.1	20.5	52.8	48.0	2.7	4.8	<1.2	<1.2	<1.2	1.5	63.9	1.2	<1.2	1.5	1.3	200,000	600,000	NE
Cyclohexane	110-82-7	3.5	3.1	20.0	19.0	7.7	7.2	19.4	1.7	25.6	20.3	2.2	18.3	<1.2	<1.2	<1.2	<1.2	2.2	<1.2	<1.2	<1.2	<1.2	600,000	2,000,000	NE
Propylene (Methylethylene)	115-07-1	24.2	63.5	163	217	126	75.7	111	<0.59	233	212	10.8	9.3	0.93	<0.59	0.95	<0.59	<0.59	<0.59	<0.59	<0.59	1.3	300,000	800,000	NE
1,2,4-Trichlorobenzene	120-82-1	<2.5	<2.5	<2.5	<2.6	<2.5	<2.5	<2.5	<2.5	<2.5	<2.5	<2.5	<2.5	<2.5	<2.5	<2.5	<2.5	<2.5	<2.5	<2.5	<2.5	<2.5	400	1,000	NE
Dibromochloromethane	124-48-1	<2.9	<2.9	<2.9	<3.0	<2.9	<2.9	<2.9	<2.9	<2.9	<2.9	<2.9	<2.9	<2.9	<2.9	<2.9	<2.9	<2.9	<2.9	<2.9	<2.9	<2.9	NE	NE	NE
Tetrachloroethylene (PCE)	127-18-4	1.2	1.2	1.3	<1.2	1.4	1.5	<1.2	<1.2	3.5	<1.2	<1.2	<1.2	<1.2	1.9	<1.2	<1.2	<1.2	<1.2	<1.2	<1.2	<1.2	2,000	6,000	20,000
Ethyl acetate	141-78-6	<1.2	<1.2	<1.2	<1.3	<1.2	<1.2	1.3	1.5	<1.2	2.1	2.5	2.2	<1.2	<1.2	<1.2	<1.2	<1.2	<1.2	<1.2	<1.2	<1.2	300,000	800,000	40,000
n-Heptane	142-82-5	5.4	4.8	20.1	15.3	6.8	7.0	15.1	2.1	19.0	17.8	4.0	4.9	<1.4	<1.4	1.8	<1.4	1.5	<1.4	<1.4	<1.4	<1.4	NE	NE	NE
cis-1,2-Dichloroethene	156-59-2	<1.4	<1.4	<1.4	<1.4	<1.4	<1.4	<1.4	<1.4	<1.4	<1.4	<1.4	<1.4	<1.4	<1.4	<1.4	<1.4	<1.4	<1.4	<1.4	<1.4	<1.4	6,000	20,000	NE
trans-1,2-Dichloroethene	156-60-5	<1.4	<1.4	<1.4	<1.4	<1.4	<1.4	<1.4	<1.4	<1.4	<1.4	<1.4	<1.4	<1.4	<1.4	<1.4	<1.4	<1.4	<1.4	<1.4	<1.4	<1.4	6,000	20,000	800
Methyl-tert-butyl ether (MTBE)	1634-04-4	<1.2	<1.2	<1.2	<1.3	<1.2	<1.2	<1.2	<1.2	1.3	<1.2	<1.2	<1.2	<1.2	<1.2	<1.2	<1.2	<1.2	<1.2	<1.2	<1.2	<1.2	300,000	800,000	7,000
1,3-Dichlorobenzene	541-73-1	<2.0	<2.0	<2.0	<2.1	<2.0	<2.0	<2.0	<2.0	<2.0	<2.0	<2.0	<2.0	<2.0	<2.0	<2.0	<2.0	<2.0	<2.0	<2.0	<2.0	<2.0	NE	NE	NE
Carbon tetrachloride	56-23-5	<1.1	<1.1	<1.1	<1.1	<1.1	<1.1	<1.1	<1.1	<1.1	<1.1	<1.1	<1.1	<1.1	<1.1	<1.1	<1.1	<1.1	<1.1	<1.1	<1.1	<1.1	70	200	1,900
2-Hexanone	591-78-6	1.5	2.5	<1.4	<1.4	<1.4	<1.4	2.2	<1.4	<1.4	<1.4	1.9	<1.4	<1.4	<1.4	<1.4	<1.4	<1.4	<1.4	<1.4	<1.4	<1.4	NE	NE	NE
4-Ethyltoluene	622-96-8	<1.7	2.2	2.0	<1.7	<1.7	<1.7	1.9	<1.7	2.3	2.0	9.5	8.1	<1.7	<1.7	<1.7	<1.7	<1.7	<1.7	<1.7	<1.7	<1.7	NE	NE	NE
Ethanol	64-17-5	60.6	198	74.7	68.2	43.4	50.5	67.3	25.5	58.7	70.7	120	107	4.8	2.8	6.9	<1.6	19.5	5.0	2.5	11.1	4.7	1,500,000	4,200,000	180,000
2-Propanol (Isopropyl alcohol)	67-63-0	23.3	15.8	29.4	<0.87	20.5	21.2	<0.84	<0.84	<0.84	<0.84	14.1	18.7	7.6	12.9	38.1	<2.1	<2.1	11.6	6.2	16.8	<2.1	700,000	2,000,000	3,200
Acetone	67-64-1	33.6	149	37.4	24.4	27.5	41.5	28.4	45.9	23.2	42.2	68.8	63.8	11.3	9.5	18.9	<4.1	40.2	14.3	7.5	12.9	14.5	3,100,000	8,700,000	60,000
Chloroform	67-66-3	<1.7	<1.7	<1.7	<1.7	<1.7	<1.7	<1.7	<1.7	<1.7	<1.7	2.7	2.7	<1.7	<1.7	<1.7	<1.7	<1.7	<1.7	<1.7	<1.7	<1.7	10,000	30,000	150
Benzene	71-43-2	16.5	8.7	21.1	19.4	8.2	7.6	26.9	2.2	25.0	23.0	8.3	9.8	<0.55	0.74	8.4	<0.55	1.9	<0.55	<0.55	<0.55	0.73	450	1,300	1,000
1,1,1-Trichloroethane (Methyl chloroform)	71-55-6	<1.9	<1.9	<1.9	<1.9	<1.9	<1.9	<1.9	<1.9	<1.9	<1.9	<1.9	<1.9	<1.9	<1.9	<1.9	<1.9	<1.9	<1.9	<1.9	<1.9	<1.9	500,000	1,000,000	140,000
Bromomethane (Methyl bromide)	74-83-9	<1.3	227	<1.3	<1.4	<1.3	<1.3	<1.3	<1.3	<1.3	<1.3	<1.3	<1.3	<1.3	<1.3	<1.3	<1.3	<1.3	<1.3	<1.3	<1.3	<1.3	500	1,000	2,000
Chloromethane (Methyl chloride)	74-87-3	<0.71	0.84	3.0	<0.73	<0.71	<0.71	<0.71	1.4	<0.71	<0.71	<0.71	<0.71	<0.71	<0.71	<0.71	<0.71	<0.71	<0.71	<0.71	<0.71	<0.71	9,000	30,000	1,000
Chloroethane (Ethyl chloride)	75-00-3	<0.91	<0.91	<0.91	<0.94	<0.91	<0.91	<0.91	<0.91	<0.91	<0.91	<0.91	<0.91	<0.91	<0.91	<0.91	<0.91	<0.91	<0.91	<0.91	<0.91	<0.91	1,000,000	3,000,000	100,000
Vinyl chloride	75-01-4	<0.44	<0.44	<0.44	<0.45	<0.44	<0.44	<0.44	<0.44	<0.44	<0.44	<0.44	<0.44	<0.44	<0.44	<0.44	<0.44	<0.44	<0.44	<0.44	<0.44	<0.44	100	300	180,000
Methylene Chloride (Dichloromethane)	75-09-2	6.8	6.4	5.8	7.0	7.1	7.4	4.6	77.1	35.3	3.3	2.8	5.4	<5.9	<5.9	6.3	<5.9	261	<5.9	<5.9	<5.9	<5.9	2,000	6,000	10,000
Carbon disulfide	75-15-0	8.6	2.9	4.2	6.8	3.3	2.7	7.0	<1.1	3.1	8.8	<1.1	1.7	2.5	5.8	1.8	<1.1	7.2	<1.1	1.6	2.1	10.5	70,000	200,000	6,000
Bromoform	75-25-2	<3.5	<3.5	<3.5	<3.7	<3.5	<3.5	<3.5	<3.5	<3.5	<3.5	<3.5	<3.5	<3.5	<3.5	<3.5	<3.5	<3.5	<3.5	<3.5	<3.5	<3.5	900	3,000	NE
Bromodichloromethane	75-27-4	<2.3	<2.3	<2.3	<2.4	<2.3	<2.3	<2.3	<2.3	<2.3	<2.3	<2.3	<2.3	<2.3	<2.3	<2.3	<2.3	<2.3	<2.3	<2.3	<2.3	<2.3	NE	NE	NE
1,1-Dichloroethane	75-34-3	<1.4	<1.4	<1.4	<1.4	<1.4	<1.4	<1.4	<1.4	<1.4	<1.4	<1.4	<1.4	<1.4	<1.4	<1.4	<1.4	<1.4	<1.4	<1.4	<1.4	<1.4	50,000	100,000	NE
1,1-Dichloroethene (DCE)	75-35-4	<1.4	<1.4	<1.4	<1.4	<1.4	<1.4	<1.4	<1.4	<1.4	<1.4	<1.4	<1.4	<1.4	<1.4	<1.4	<1.4	<1.4	<1.4	<1.4	<1.4	<1.4	20,000	60,000	NE
Trichlorofluoromethane (Freon 11)	75-69-4	<1.9	<1.9	<1.9	<2.0	<1.9	<1.9	<1.9	<1.9	5.0	<1.9	<1.9	<1.9	<1.9	<1.9	<1.9	<1.9	2.0	<1.9	<1.9	<1.9	<1.9	70,000	200,000	NE
Dichlorodifluoromethane (Freon 12)	75-71-8	2.2	1.7	2.0	2.0	2.7	2.0	2.1	3.4	2.3	2.5	2.2	2.3	2.5	2.3	3.4	<1.7	3.9	2.6	1.9	2.8	2.8	20,000	60,000	NE
1,1,2-Trichlorotrifluoroethane (CFC-113)	76-13-1	<2.7	<2.7	<2.7	<2.8	<2.7	<2.7	<2.7	<2.7	<2.7	<2.7	<2.7	<2.7	<2.7	<2.7	<2.7	<2.7	<2.7	<2.7	<2.7	<2.7	<2.7	3,000,000	8,000,000	NE
Dichlorotetrafluoroethane	76-14-2	<2.4	<2.4	<2.4	<2.5	<2.4	<2.4	<2.4	<2.4	<2.4	<2.4	<2.4	<2.4	<2.4	<2.4	<2.4	<2.4	<2.4	<2.4	<2.4	<2.4	<2.4	NE	NE	NE
1,2-Dichloropropane	78-87-5	<1.6	<1.6	<1.6	<1.6	<1.6	<1.6	<1.6	<1.6	<1.6	<1.6	<1.6	<1.6	<1.6	<1.6	<1.6	<1.6	<1.6	<1.6	<1.6	<1.6	<1.6	400	1,000	200
2-Butanone (Methyl ethyl ketone, MEK)	78-93-3	6.4	27.0	6.6	5.0	5.7	6.1	7.4	3.2	3.9	35.2	13.7	12.4	5.1	1.2	4.6	<1.0	<1.0	9.0	<1.0	1.9	2.2	500,000	1,000,000	10,000
1,1,2-Trichloroethane	79-00-5	<0.92	<0.92	<0.92	<0.96	<0.92	<0.92	<0.92	<0.92	<0.92	<0.92	<0.92	<0.92	<0.92	<0.92	<0.92	<0.92	<0.92	<0.92	<0.92	<0.92	<0.92	60	200	NE
Trichloroethylene (TCE)	79-01-6	<0.92	<0.92	<0.92	<0.96	<0.92	<0.92	<0.92	<0.92	<0.92	<0.92	<0.92	<0.92	7.9	<0.92	<0.92	<0.92	<0.92	<0.92	<0.92	<0.92	<0.92	200	600	2,000
1,1,2,2-Tetrachloroethane	79-34-5	<1.2	<1.2	<1.2	<1.2	<1.2	<1.2	<1.2	<1.2	<1.2	<1.2	<1.2	<1.2	<1.2	<1.2	<1.2	<1.2	<1.2	<1.2	<1.2	<1.2	<1.2	20	100	NE
Hexachloro-1,3-butadiene	87-68-3	<3.7	43.9	<3.7	<3.8	<3.7	<3.7	<3.7	<3.7	<3.7	<3.7	<3.7	<3.7	<9.1	<9.1	<9.1	<9.1	<9.1	<9.1	<9.1	<9.1	<9.1	50	100	NE
Naphthalene	91-20-3	<1.8	<1.8	<1.8	<1.9	<1.8	<1.8	<1.8	<1.8	<1.8	6.3	<1.8	<1.8	<4.5	<4.5	<4.5	<4.5	<4.5	<4.5	<4.5	10.3	<4.5	900	3,000	NE
o-Xylene**	95-47-6	5.0	4.8	5.7	5.1	4.3	5.7	10.3	1.7	10.1	9.3	33.2	29.4	<1.5	<1.5	1.5	<1.5	<1.5	<1.5	<1.5	<1.5	<1.5	10,000	30,000	43,000
1,2-Dichlorobenzene	95-50-1	<2.0	<2.0	<2.0	<2.1	<2.0	<2.0	<2.0	<2.0	<2.0	<2.0	<2.0	<2.0	<2.0	<2.0	<2.0	<2.0	<2.0	<2.0	<2.0	<2.0	<2.0	20,000	60,000	NE
1,2,4-Trimethylbenzene	95-63-6	4.1	4.3	5.4	4.3	3.1	3.4	4.3	<1.7	4.8	4.1	19.1	14.4	2.0	1.8	2.4	<1.7	<1.7	<1.7	<1.7	1.8	<1.7	700	2,000	NE

NOTES:
ISV - Intrusion Screening Value
established by MPCA
< = Less than Laboratory Reporting Limit
BOLD Text indicates result is above reporting limit
= Concentration exceeds Residential 100x ISV/Industrial 100x ISV/Acute ISV
* based on 1,3-Dichloropropene cas # 542-75-6
** based on total xylenes cas # 1330-20-7
*** Laboratory reporting limit is greater than established groundwater standard (HRL/HBV)
NE = Not Established
All compound concentrations displayed in µg/m^3

St. Louis Park Investigation
AECOM Project Number 60317420

Table 5D
Soil Vapor Analytical Results
Permanent Soil Vapor Implants

Chemical	CAS #	VP-401	VP-402	VP-403	VP-404	VP-405	VP-406	VP-407	VP-408A	VP-408	VP-409	Residential 100x ISVs	Industrial 100x ISVs	Acute ISV
Date Sampled		4/2/2014	4/2/2014	4/2/2014	4/3/2014	4/3/2014	4/3/2014	4/3/2014	4/3/2014	4/3/2014	4/3/2014			
Ethylbenzene	100-41-4	24.8	13.1	13.7	10.4	13.4	17.2	11.1	16.3	15.3	10.6	100,000	300,000	10,000
Styrene	100-42-5	3.8	2.6	3.4	<1.5	<1.5	<1.5	<1.5	2.0	1.7	<1.5	100,000	300,000	21,000
Benzyl chloride	100-44-7	<1.8	<1.8	<1.8	<4.4	<4.4	<4.4	<4.4	<4.4	<4.4	<4.6	100	300	240
cis-1,3-Dichloropropene*	10061-01-5	<1.5	<1.5	<1.5	<1.5	<1.5	<1.5	<1.5	<1.5	<1.5	<1.6	2,000	6,000	NE
trans-1,3-Dichloropropene*	10061-02-6	<1.5	<1.5	<1.5	<1.5	<1.5	<1.5	<1.5	<1.5	<1.5	<1.6	2,000	6,000	NE
1,4-Dichlorobenzene	106-46-7	<2.0	<2.0	<2.0	<2.0	<2.0	<2.0	<2.0	<2.0	<2.0	<2.1	6,000	20,000	10,000
1,2-Dibromoethane (Ethylene dibromide)***	106-93-4	<2.6	<2.6	<2.6	<2.6	<2.6	<2.6	<2.6	<2.6	<2.6	<2.7	2	6	NE
1,3-Butadiene	106-99-0	<0.76	<0.76	<0.76	<0.76	<0.76	<0.76	<0.76	<0.76	<0.76	<0.78	30	100	NE
1,2-Dichloroethane	107-06-2	<0.69	<0.69	<0.69	<0.69	<0.69	<0.69	<0.69	<0.69	<0.69	<0.71	40	100	NE
Vinyl acetate	108-05-4	<1.2	<1.2	<1.2	<1.2	<1.2	<1.2	<1.2	<1.2	<1.2	<1.2	20,000	60,000	NE
4-Methyl-2-pentanone (Methyl isobutyl ketone, MIBK)	108-10-1	<1.4	<1.4	<1.4	<1.4	<1.4	<1.4	<1.4	<1.4	<1.4	<1.4	300,000	800,000	NE
m&p-Xylene**	179601-23-1	71.3	37.1	38.6	31.1	40.1	47.8	35.7	45.7	40.0	33.1	10,000	30,000	43,000
1,3,5-Trimethylbenzene	108-67-8	21.9	4.1	3.5	2.7	3.1	3.6	3.0	3.4	2.8	2.6	600	2,000	NE
Toluene (Methylbenzene)	108-88-3	131	75.5	76.5	58.0	69.4	70.5	65.1	79.7	78.6	55.9	500,000	1,000,000	37,000
Chlorobenzene	108-90-7	<1.6	<1.6	<1.6	<1.6	<1.6	<1.6	<1.6	<1.6	<1.6	<1.6	5,000	10,000	NE
Tetrahydrofuran	109-99-9	<1.0	<1.0	<1.0	6.0	<1.0	<1.0	<1.0	<1.0	<1.0	<1.0	NE	NE	NE
n-Hexane	110-54-3	17.4	56.6	37.7	22.5	25.5	28.7	19.8	17.6	22.3	11.8	200,000	600,000	NE
Cyclohexane	110-82-7	8.5	23.0	16.7	10.8	14.5	13.3	8.6	10.2	13.8	7.1	600,000	2,000,000	NE
Propylene (Methylethylene)	115-07-1	<0.59	<0.59	<0.59	<0.59	<0.59	<0.59	<0.59	<0.59	<0.59	<0.61	300,000	800,000	NE
1,2,4-Trichlorobenzene	120-82-1	<2.5	<2.5	<2.5	<2.5	<2.5	<2.5	<2.5	<2.5	<2.5	<2.6	400	1,000	NE
Dibromochloromethane	124-48-1	<2.9	<2.9	<2.9	<2.9	<2.9	<2.9	<2.9	<2.9	<2.9	<3.0	NE	NE	NE
Tetrachloroethylene (PCE)	127-18-4	11.6	17.4	3.6	4.2	3.4	3.8	4.5	5.3	6.3	7.4	2,000	6,000	20,000
Ethyl acetate	141-78-6	<1.2	<1.2	<1.2	<1.2	<1.2	<1.2	<1.2	<1.2	<1.2	<1.3	300,000	800,000	40,000
n-Heptane	142-82-5	17.1	24.0	19.5	11.8	15.8	17.9	12.1	13.1	14.8	9.8	NE	NE	NE
cis-1,2-Dichloroethene	156-59-2	<1.4	<1.4	<1.4	<1.4	<1.4	<1.4	<1.4	<1.4	<1.4	<1.4	6,000	20,000	NE
trans-1,2-Dichloroethene	156-60-5	<1.4	<1.4	<1.4	<1.4	<1.4	<1.4	<1.4	<1.4	<1.4	<1.4	6,000	20,000	800
Methyl-tert-butyl ether (MTBE)	1634-04-4	<1.2	<1.2	<1.2	<1.2	<1.2	<1.2	<1.2	<1.2	<1.2	<1.3	300,000	800,000	7,000
1,3-Dichlorobenzene	541-73-1	<2.0	<2.0	<2.0	<2.0	<2.0	<2.0	<2.0	<2.0	<2.0	<2.1	NE	NE	NE
Carbon tetrachloride	56-23-5	<1.1	<1.1	<1.1	<1.1	<1.1	<1.1	<1.1	<1.1	<1.1	<1.1	70	200	1,900
2-Hexanone	591-78-6	<1.4	<1.4	<1.4	<1.4	<1.4	<1.4	<1.4	<1.4	<1.4	<1.4	NE	NE	NE
4-Ethyltoluene	622-96-8	13.2	4.3	4.2	3.0	3.9	4.9	4.0	4.0	4.0	3.1	NE	NE	NE
Ethanol	64-17-5	132	83.4	86.5	65.0	71.2	114	85.8	67.9	83.4	72.7	1,500,000	4,200,000	180,000
2-Propanol (Isopropyl alcohol)	67-63-0	24.6	28.8	26.6	35.6	26.5	43.4	74.4	23.9	43.5	24.4	700,000	2,000,000	3,200
Acetone	67-64-1	109	63.4	57.3	59.8	52.4	77.5	73.8	63.3	60.4	61.5	3,100,000	8,700,000	60,000
Chloroform	67-66-3	<1.7	<1.7	<1.7	<1.7	<1.7	<1.7	<1.7	<1.7	<1.7	3.4	10,000	30,000	150
Benzene	71-43-2	41.4	38.3	48.1	23.9	29.6	20.7	18.4	27.4	31.2	16.0	450	1,300	1,000
1,1,1-Trichloroethane (Methyl chloroform)	71-55-6	<1.9	<1.9	<1.9	<1.9	<1.9	<1.9	<1.9	<1.9	<1.9	<1.9	500,000	1,000,000	140,000
Bromomethane (Methyl bromide)	74-83-9	<1.3	<1.3	<1.3	<1.3	<1.3	<1.3	<1.3	<1.3	<1.3	<1.4	500	1,000	2,000
Chloromethane (Methyl chloride)	74-87-3	<0.71	<0.71	<0.71	<0.71	<0.71	<0.71	<0.71	<0.71	<0.71	<0.73	9,000	30,000	1,000
Chloroethane (Ethyl chloride)	75-00-3	<0.91	<0.91	<0.91	<0.91	<0.91	<0.91	<0.91	<0.91	<0.91	<0.94	1,000,000	3,000,000	100,000
Vinyl chloride	75-01-4	<0.44	<0.44	<0.44	<0.44	<0.44	<0.44	<0.44	<0.44	<0.44	<0.45	100	300	180,000
Methylene Chloride (Dichloromethane)	75-09-2	49.5	27.5	3.9	34.4	5.5	36.0	12.9	31.1	62.8	24.4	2,000	6,000	10,000
Carbon disulfide	75-15-0	7.1	36.6	30.2	27.7	22.0	21.8	16.4	13.2	18.7	19.4	70,000	200,000	6,000
Bromoform	75-25-2	<3.5	<3.5	<3.5	<3.5	<3.5	<3.5	<3.5	<3.5	<3.5	<3.7	900	3,000	NE
Bromodichloromethane	75-27-4	<2.3	<2.3	<2.3	<2.3	<2.3	<2.3	<2.3	<2.3	<2.3	<2.4	NE	NE	NE
1,1-Dichloroethane	75-34-3	<1.4	<1.4	<1.4	<1.4	<1.4	<1.4	<1.4	<1.4	<1.4	<1.4	50,000	100,000	NE
1,1-Dichloroethene (DCE)	75-35-4	<1.4	<1.4	<1.4	<1.4	<1.4	<1.4	<1.4	<1.4	<1.4	<1.4	20,000	60,000	NE
Trichlorofluoromethane (Freon 11)	75-69-4	<1.9	<1.9	<1.9	2.4	2.2	<1.9	<1.9	<1.9	<1.9	<2.0	70,000	200,000	NE
Dichlorodifluoromethane (Freon 12)	75-71-8	2.9	3.1	21.2	2.5	2.5	2.5	2.5	2.0	3.0	3.0	20,000	60,000	NE
1,1,2-Trichlorotrifluoroethane (CFC-113)	76-13-1	<2.7	<2.7	<2.7	<2.7	<2.7	<2.7	<2.7	<2.7	<2.7	<2.8	3,000,000	8,000,000	NE
Dichlorotetrafluoroethane	76-14-2	<2.4	<2.4	<2.4	<2.4	<2.4	<2.4	<2.4	<2.4	<2.4	<2.5	NE	NE	NE
1,2-Dichloropropane	78-87-5	<1.6	<1.6	<1.6	<1.6	<1.6	<1.6	<1.6	<1.6	<1.6	<1.6	400	1,000	200
2-Butanone (Methyl ethyl ketone, MEK)	78-93-3	7.5	4.9	6.5	7.6	6.1	9.6	8.3	13.4	10.0	7.1	500,000	1,000,000	10,000
1,1,2-Trichloroethane	79-00-5	<0.92	<0.92	<0.92	<0.92	<0.92	<0.92	<0.92	<0.92	<0.92	<0.96	60	200	NE
Trichloroethylene (TCE)	79-01-6	4.4	8.8	3.6	5.5	12.3	9.0	<0.92	<0.92	<0.92	2.1	200	600	2,000
1,1,2,2-Tetrachloroethane	79-34-5	<1.2	<1.2	<1.2	<1.2	<1.2	<1.2	<1.2	<1.2	<1.2	<1.2	20	100	NE
Hexachloro-1,3-butadiene	87-68-3	<3.7	<3.7	<3.7	<3.7	<3.7	<3.7	<3.7	<3.7	<3.7	<3.8	50	100	NE
Naphthalene	91-20-3	7.0	<1.8	<1.8	<1.8	<1.8	<1.8	<1.8	<1.8	<1.8	<1.9	900	3,000	NE
o-Xylene**	95-47-6	24.6	12.2	13.5	9.7	12.8	15.9	11.0	15.3	13.4	10.6	10,000	30,000	43,000
1,2-Dichlorobenzene	95-50-1	<2.0	<2.0	<2.0	<2.0	<2.0	<2.0	<2.0	<2.0	<2.0	<2.1	20,000	60,000	NE
1,2,4-Trimethylbenzene	95-63-6	53.0	10.6	11.9	8.0	9.7	11.2	9.4	10.8	8.7	7.1	700	2,000	NE

NOTES:
ISV - Intrusion Screening Value
established by MPCA
< = Less than Laboratory Reporting Limit
BOLD Text indicates result is above reporting limit
= Concentration exceeds Residential 100x ISV/Industrial 100x ISV/Acute ISV
* based on 1,3-Dichloropropene cas # 542-75-6
** based on total xylenes cas # 1330-20-7
*** Laboratory reporting limit is greater than established groundwater standard (HRL/HBV)
NE = Not Established
All compound concentrations displayed in $\mu g/m^3$

St. Louis Park Investigation
AECOM Project Number 60317420

Table 5E
Soil Vapor Analytical Results
Permanent Soil Vapor Implants

Chemical	CAS #	VP-501	VP-502	VP-503	VP-504	VP-505	VP-506A	VP-506	VP-507	VP-508	VP-509	VP-510	VP-511	VP-511 (Resample)	Residential 100x ISVs	Industrial 100x ISVs	Acute ISV
Date Sampled		3/31/2014	4/1/2014	4/1/2014	4/1/2014	4/1/2014	4/1/2014	4/1/2014	4/1/2014	4/1/2014	4/1/2014	4/1/2014	4/1/2014	5/6/2014			
Ethylbenzene	100-41-4	25.6	42.9	19.6	32.4	10.3	12.0	6.4	9.4	19.8	18.6	21.2	19.3	24.7	100,000	300,000	10,000
Styrene	100-42-5	1.9	5.2	4.0	5.0	<1.5	3.0	<1.5	2.8	<1.5	3.7	3.8	4.1	6.9	100,000	300,000	21,000
Benzyl chloride	100-44-7	<1.8	<2.6	<2.6	<2.8	<1.8	<1.8	<1.8	<1.8	<1.8	<1.8	<1.8	<1.8	<3.5	100	300	240
cis-1,3-Dichloropropene*	10061-01-5	<1.5	<2.3	<2.3	<2.4	<1.5	<1.6	<1.5	<1.6	<1.5	<1.5	<1.5	<1.5	<1.2	2,000	6,000	NE
trans-1,3-Dichloropropene*	10061-02-6	<1.5	<2.3	<2.3	<2.4	<1.5	<1.6	<1.5	<1.6	<1.5	<1.5	<1.5	<1.5	<1.2	2,000	6,000	NE
1,4-Dichlorobenzene	106-46-7	<2.0	<3.0	<3.0	<3.2	<2.0	<2.1	<2.0	<2.1	<2.0	<2.0	<2.0	<2.0	<1.6	6,000	20,000	10,000
1,2-Dibromoethane (Ethylene dibromide)***	106-93-4	<2.6	<3.9	<3.9	<4.1	<2.6	<2.7	<2.6	<2.7	<2.6	<2.6	<2.6	<2.6	<2.1	2	6	NE
1,3-Butadiene	106-99-0	<0.76	<1.1	<1.1	<1.2	3.6	<0.78	<0.76	<0.78	<0.76	<0.76	<0.76	279	<0.60	30	100	NE
1,2-Dichloroethane	107-06-2	<0.69	<1.0	<1.0	<1.1	<0.69	<0.71	<0.69	<0.71	<0.69	<0.69	<0.69	<0.69	<0.55	40	100	NE
Vinyl acetate	108-05-4	18.3	<1.8	<1.8	<1.9	<1.2	<1.2	<1.2	<1.2	<1.2	<1.2	<1.2	<1.2	<0.96	20,000	60,000	NE
4-Methyl-2-pentanone (Methyl isobutyl ketone, MIBK)	108-10-1	42.6	34.4	36.5	4.3	<1.4	<1.4	<1.4	<1.4	<1.4	<1.4	<1.4	<1.4	<1.1	300,000	800,000	NE
m&p-Xylene**	179601-23-1	27.5	44.7	22.0	74.6	30.2	33.3	18.4	26.4	43.0	48.1	49.3	47.7	89.5	10,000	30,000	43,000
1,3,5-Trimethylbenzene	108-67-8	10.2	5.3	2.7	5.0	<1.7	<1.7	<1.7	<1.7	2.2	2.6	2.8	4.1	7.7	600	2,000	NE
Toluene (Methylbenzene)	108-88-3	80.9	69.4	31.7	119	59.7	78.7	43.2	59.9	82.7	83.1	113	119	59.3	500,000	1,000,000	37,000
Chlorobenzene	108-90-7	<1.6	<2.3	<2.3	<2.5	<1.6	<1.6	<1.6	<1.6	<1.6	<1.6	<1.6	<1.6	<1.3	5,000	10,000	NE
Tetrahydrofuran	109-99-9	28.8	<1.5	<1.5	<1.6	1.5	<1.0	<1.0	<1.0	<1.0	<1.0	<1.0	<1.0	<0.80	NE	NE	NE
n-Hexane	110-54-3	35.1	39.2	19.7	19.6	12.1	17.6	11.0	13.8	27.5	15.5	46.9	107	5.6	200,000	600,000	NE
Cyclohexane	110-82-7	15.5	17.3	8.3	10.2	6.9	8.7	5.6	8.1	17.0	9.8	23.6	39.7	<0.94	600,000	2,000,000	NE
Propylene (Methylethylene)	115-07-1	129	<0.87	<0.87	<0.92	32.2	98.4	61.7	76.1	<0.59	<0.59	89.5	2560	<0.47	300,000	800,000	NE
1,2,4-Trichlorobenzene	120-82-1	<2.5	<3.8	<3.8	<4.0	<2.5	<2.6	<2.5	<2.6	<2.5	<2.5	<2.5	<2.5	<2.0	400	1,000	NE
Dibromochloromethane	124-48-1	<2.9	<4.3	<4.3	<4.6	<2.9	<3.0	<2.9	<3.0	<2.9	<2.9	<2.9	<2.9	<2.3	NE	NE	NE
Tetrachloroethylene (PCE)	127-18-4	1.6	2.8	<1.7	5.7	3.7	6.4	2.8	4.8	7.0	7.1	221	27.3	128	2,000	6,000	20,000
Ethyl acetate	141-78-6	14.7	<1.8	<1.8	<1.9	3.1	<1.3	<1.2	<1.3	<1.2	<1.2	<1.2	<1.2	<0.98	300,000	800,000	40,000
n-Heptane	142-82-5	27.6	25.5	13.3	20.7	12.5	13.7	8.9	10.9	21.0	14.0	29.3	54.1	8.7	NE	NE	NE
cis-1,2-Dichloroethene	156-59-2	<1.4	<2.0	<2.0	<2.1	<1.4	<1.4	<1.4	<1.4	<1.4	<1.4	<1.4	<1.4	<1.1	6,000	20,000	NE
trans-1,2-Dichloroethene	156-60-5	<1.4	<2.0	<2.0	<2.1	<1.4	<1.4	<1.4	<1.4	<1.4	<1.4	<1.4	<1.4	<1.1	6,000	20,000	800
Methyl-tert-butyl ether (MTBE)	1634-04-4	<1.2	<1.8	<1.8	<1.9	<1.2	<1.3	<1.2	<1.3	<1.2	<1.2	<1.2	<1.2	<0.98	300,000	800,000	7,000
1,3-Dichlorobenzene	541-73-1	<2.0	<3.0	<3.0	<3.2	<2.0	<2.1	<2.0	<2.1	<2.0	<2.0	<2.0	<2.0	<1.6	NE	NE	NE
Carbon tetrachloride	56-23-5	<1.1	<1.6	<1.6	<1.7	<1.1	<1.1	<1.1	<1.1	<1.1	<1.1	<1.1	<1.1	<0.86	70	200	1,900
2-Hexanone	591-78-6	<1.4	<2.1	9.3	<2.2	<1.4	<1.4	<1.4	<1.4	<1.4	<1.4	<1.4	<1.4	<1.1	NE	NE	NE
4-Ethyltoluene	622-96-8	11.3	6.9	4.1	6.9	1.9	2.6	<1.7	2.3	3.5	3.4	4.0	5.9	13.2	NE	NE	NE
Ethanol	64-17-5	190	55.0	113	140	67.8	42.4	31.4	36.9	47.4	54.7	79.6	68.9	6.5	1,500,000	4,200,000	180,000
2-Propanol (Isopropyl alcohol)	67-63-0	93.8	34.8	21.2	32.2	15.0	27.2	15.6	27.6	19.4	17.0	27.6	16.6	6.1	700,000	2,000,000	3,200
Acetone	67-64-1	223	137	104	153	44.6	50.1	22.5	28.5	47.8	57.8	62.1	<0.81	21.2	3,100,000	8,700,000	60,000
Chloroform	67-66-3	<1.7	<2.5	<2.5	<2.6	<1.7	<1.7	<1.7	<1.7	<1.7	<1.7	<1.7	<1.7	<1.3	10,000	30,000	150
Benzene	71-43-2	15.7	21.4	9.3	26.9	23.0	34.3	20.7	25.4	28.0	33.9	43.6	126	15.7	450	1,300	1,000
1,1,1-Trichloroethane (Methyl chloroform)	71-55-6	<1.9	<2.8	<2.8	<2.9	2.4	<1.9	<1.9	<1.9	<1.9	<1.9	<1.9	<1.9	<1.5	500,000	1,000,000	140,000
Bromomethane (Methyl bromide)	74-83-9	<1.3	<2.0	<2.0	<2.1	<1.3	<1.4	<1.3	<1.4	<1.3	<1.3	<1.3	<1.3	<1.1	500	1,000	2,000
Chloromethane (Methyl chloride)	74-87-3	<0.71	<1.0	<1.0	<1.1	<0.71	<0.73	<0.71	<0.73	<0.71	<0.71	<0.71	<0.71	<0.56	9,000	30,000	1,000
Chloroethane (Ethyl chloride)	75-00-3	<0.91	<1.3	<1.3	<1.4	<0.91	<0.94	<0.91	<0.94	<0.91	<0.91	<0.91	<0.91	<0.72	1,000,000	3,000,000	100,000
Vinyl chloride	75-01-4	<0.44	<0.65	<0.65	<0.69	<0.44	<0.45	<0.44	<0.45	<0.44	<0.44	<0.44	<0.44	<0.35	100	300	180,000
Methylene Chloride (Dichloromethane)	75-09-2	55.7	12.1	29.7	15.3	4.4	65.3	53.6	69.3	37.4	17.0	36.4	<1.2	<4.7	2,000	6,000	10,000
Carbon disulfide	75-15-0	40.5	47.3	16.8	14.2	13.2	15.0	8.7	8.7	14.8	11.6	25.5	26.2	5.3	70,000	200,000	6,000
Bromoform	75-25-2	<3.5	<5.2	<5.2	<5.5	<3.5	<3.7	<3.5	<3.7	<3.5	<3.5	<3.5	5.5	<2.8	900	3,000	NE
Bromodichloromethane	75-27-4	<2.3	<3.4	<3.4	<3.6	<2.3	<2.4	<2.3	<2.4	<2.3	<2.3	<2.3	<2.3	<1.8	NE	NE	NE
1,1-Dichloroethane	75-34-3	<1.4	<2.0	<2.0	<2.2	<1.4	<1.4	<1.4	<1.4	<1.4	<1.4	<1.4	<1.4	<1.1	50,000	100,000	NE
1,1-Dichloroethene (DCE)	75-35-4	<1.4	<2.0	<2.0	<2.1	<1.4	<1.4	<1.4	<1.4	<1.4	<1.4	<1.4	<1.4	<1.1	20,000	60,000	NE
Trichlorofluoromethane (Freon 11)	75-69-4	<1.9	<2.8	<2.8	<3.0	<1.9	<2.0	<1.9	<2.0	<1.9	<1.9	<1.9	<1.9	<1.5	70,000	200,000	NE
Dichlorodifluoromethane (Freon 12)	75-71-8	<1.7	2.8	<2.5	<2.7	<1.7	2.4	2.4	2.7	2.3	1.9	26.0	2.1	1.7	20,000	60,000	NE
1,1,2-Trichlorotrifluoroethane (CFC-113)	76-13-1	<2.7	<4.0	<4.0	<4.2	<2.7	<2.8	<2.7	<2.8	<2.7	<2.7	<2.7	<2.7	<2.1	3,000,000	8,000,000	NE
Dichlorotetrafluoroethane	76-14-2	<2.4	<3.5	<3.5	<3.7	<2.4	<2.5	<2.4	<2.5	<2.4	<2.4	<2.4	<2.4	<1.9	NE	NE	NE
1,2-Dichloropropane	78-87-5	<1.6	<2.3	<2.3	<2.5	<1.6	<1.6	<1.6	<1.6	<1.6	<1.6	<1.6	<1.6	<1.3	400	1,000	200
2-Butanone (Methyl ethyl ketone, MEK)	78-93-3	227	36.3	30.5	24.6	3.7	14.8	3.0	1.5	5.1	8.8	11.0	6.3	5.4	500,000	1,000,000	10,000
1,1,2-Trichloroethane	79-00-5	<0.92	<1.4	<1.4	<1.5	<0.92	<0.96	<0.92	<0.96	<0.92	<0.92	<0.92	<0.92	<0.74	60	200	NE
Trichloroethylene (TCE)	79-01-6	1.0	<1.4	<1.4	2.0	<0.92	<0.96	<0.92	<0.96	3.9	<0.92	1.3	<0.92	2.5	200	600	2,000
1,1,2,2-Tetrachloroethane	79-34-5	<1.2	<1.7	<1.7	<1.8	<1.2	<1.2	<1.2	<1.2	<1.2	<1.2	<1.2	<1.2	<0.94	20	100	NE
Hexachloro-1,3-butadiene	87-68-3	<3.7	<5.5	<5.5	<5.8	<3.7	<3.8	<3.7	<3.8	<3.7	<3.7	<3.7	<3.7	<2.9	50	100	NE
Naphthalene	91-20-3	<1.8	<2.7	<2.7	<2.8	<1.8	<1.9	<1.8	<1.9	<1.8	<1.8	2.2	3.7	4.3	900	3,000	NE
o-Xylene**	95-47-6	9.8	16.6	8.3	25.9	9.7	10.8	5.8	9.0	14.1	16.4	17.0	17.9	31.0	10,000	30,000	43,000
1,2-Dichlorobenzene	95-50-1	<2.0	<3.0	<3.0	<3.2	<2.0	<2.1	<2.0	<2.1	<2.0	<2.0	<2.0	<2.0	<1.6	20,000	60,000	NE
1,2,4-Trimethylbenzene	95-63-6	26.9	17.2	9.0	13.8	4.6	4.9	3.4	5.7	6.7	7.8	10.4	15.7	26.6	700	2,000	NE

NOTES:
ISV - Intrusion Screening Value
established by MPCA
< = Less than Laboratory Reporting Limit
BOLD Text indicates result is above reporting limit
= Concentration exceeds Residential 100x ISV/Industrial 100x ISV/Acute ISV
* based on 1,3-Dichloropropene cas # 542-75-6
** based on total xylenes cas # 1330-20-7
*** Laboratory reporting limit is greater than established groundwater standard (HRL/HBV)
NE = Not Established
All compound concentrations displayed in $\mu g/m^3$

St. Louis Park Investigation
AECOM Project Number 60317420

Table 5F
Soil Vapor Analytical Results
Permanent Soil Vapor Implants

Chemical	CAS #	VP-601	VP-601A	VP-602	VP-603	VP-604	VP-605	VP-606	VP-607	VP-608	VP-609	VP-609A	VP-610	VP-611	VP-612	VP-613	Residential 100x ISVs	Industrial 100x ISVs	Acute ISV
Date Sampled		4/2/2014	4/2/2014	4/2/2014	4/2/2014	4/2/2014	4/2/2014	4/2/2014	4/2/2014	4/2/2014	4/2/2014	4/2/2014	4/2/2014	4/2/2014	4/2/2014	4/2/2014			
Ethylbenzene	100-41-4	17.4	15.1	5.4	22.1	17.4	49.6	8.5	23.5	29.3	31.9	<27.6	40.8	58.8	64.1	27.5	100,000	300,000	10,000
Styrene	100-42-5	2.4	2.4	<1.4	4.6	<6.8	3.5	<4.1	4.0	<1.4	2.5	<27.3	<2.4	<2.6	<4.6	<2.3	100,000	300,000	21,000
Benzyl chloride	100-44-7	<1.6	<1.8	<4.1	<2.4	<8.2	<2.4	<12.5	<3.0	<1.6	<1.8	<33.0	<2.9	<3.2	<5.5	<2.8	100	300	240
cis-1,3-Dichloropropene*	10061-01-5	<1.4	<1.5	<1.4	<2.1	<7.2	<2.1	<4.4	<2.6	<1.4	<1.5	<28.9	<2.5	<2.8	<4.9	<2.4	2,000	6,000	NE
trans-1,3-Dichloropropene*	10061-02-6	<1.4	<1.5	<1.4	<2.1	<7.2	<2.1	<4.4	<2.6	<1.4	<1.5	<28.9	<2.5	<2.8	<4.9	<2.4	2,000	6,000	NE
1,4-Dichlorobenzene	106-46-7	<1.9	<2.0	<1.9	<2.8	<9.6	<2.8	<5.8	<3.5	<1.9	<2.0	<38.3	<3.3	<3.7	<6.4	<3.2	6,000	20,000	10,000
1,2-Dibromoethane (Ethylene dibromide)***	106-93-4	<2.4	<2.6	<2.4	<3.6	<12.2	<3.6	<7.4	<4.4	<2.4	<2.6	<49.0	<4.3	<4.7	<8.2	<4.1	2	6	NE
1,3-Butadiene	106-99-0	<0.71	<0.76	<0.71	<1.0	<3.5	<1.0	<2.1	<1.3	<0.71	<0.76	<14.1	<1.2	<1.4	<2.4	<1.2	30	100	NE
1,2-Dichloroethane	107-06-2	<0.64	<0.69	<0.64	<0.95	<3.2	<0.95	<1.9	<1.2	<0.64	<0.69	<12.9	<1.1	<1.2	<2.2	<1.1	40	100	NE
Vinyl acetate	108-05-4	<1.1	<1.2	<1.1	<1.7	<5.6	<1.7	<3.4	<2.0	<1.1	<1.2	<22.5	<2.0	<2.2	<3.8	<1.9	20,000	60,000	NE
4-Methyl-2-pentanone (Methyl isobutyl ketone, MIBK)	108-10-1	<1.3	<1.4	<1.3	<1.9	<6.5	3.9	<3.9	<2.3	<1.3	<1.4	<26.1	<2.3	<2.5	<4.4	2.9	300,000	800,000	NE
m&p-Xylene**	179601-23-1	46.3	40.0	15.7	60.2	55.1	136	23.9	67.6	90.5	84.5	73.7	109	168	168	75.1	10,000	30,000	43,000
1,3,5-Trimethylbenzene	108-67-8	3.5	3.3	<1.6	4.8	<7.8	19.2	<4.7	4.9	6.5	4.5	<31.4	8.3	14.3	15.1	5.1	600	2,000	NE
Toluene (Methylbenzene)	108-88-3	75.3	z	21.1	104	70.3	109	26.5	90.9	96.8	88.8	1430	139	183	149	108	500,000	1,000,000	37,000
Chlorobenzene	108-90-7	<1.5	<1.6	<1.5	<2.2	<7.4	<2.2	<4.5	<2.7	<1.5	<1.6	<29.5	<2.6	<2.8	<5.0	<2.5	5,000	10,000	NE
Tetrahydrofuran	109-99-9	<0.94	<1.0	<0.94	<1.4	<4.7	<1.4	<2.8	<1.7	<0.94	<1.0	<18.8	<1.6	<1.8	<3.2	<1.6	NE	NE	NE
n-Hexane	110-54-3	36.8	21.4	8.9	30.7	45.7	17.5	92.6	26.9	21.4	19.3	<22.6	26.9	18.6	32.1	16.0	200,000	600,000	NE
Cyclohexane	110-82-7	15.8	9.1	3.5	13.7	16.1	9.5	7.4	11.1	11.9	30.1	<22.0	14.2	9.7	19.0	10.2	600,000	2,000,000	NE
Propylene (Methylethylene)	115-07-1	<0.55	<0.59	<0.55	<0.81	<2.7	<0.81	<1.7	<0.99	<0.55	<0.59	<11.0	<0.96	<1.1	<1.8	<0.92	300,000	800,000	NE
1,2,4-Trichlorobenzene	120-82-1	<2.4	<2.5	<2.4	<3.5	<11.9	<3.5	<7.2	<4.3	<2.4	<2.5	<47.4	<4.1	<4.6	<8.0	<4.0	400	1,000	NE
Dibromochloromethane	124-48-1	<2.7	<2.9	<2.7	<4.0	<13.6	<4.0	<8.2	<4.9	<2.7	<2.9	<54.3	<4.7	<5.2	<9.1	<4.6	NE	NE	NE
Tetrachloroethylene (PCE)	127-18-4	5.2	3.7	1.4	3.8	<5.4	4.4	<3.3	5.3	5.2	4.6	<21.6	40.7	140	132	47.1	2,000	6,000	20,000
Ethyl acetate	141-78-6	<1.1	<1.2	<1.1	<1.7	<5.7	<1.7	<3.5	<2.1	<1.1	<1.2	<22.9	<2.0	<2.2	<3.9	<1.9	300,000	800,000	40,000
n-Heptane	142-82-5	21.0	13.7	5.3	19.5	28.0	18.7	5.9	17.7	20.0	16.9	30.1	29.5	27.1	38.3	17.7	NE	NE	NE
cis-1,2-Dichloroethene	156-59-2	<1.3	<1.4	<1.3	<1.9	<6.4	<1.9	<3.8	<2.3	<1.3	<1.4	<25.4	<2.2	<2.4	<4.3	<2.1	6,000	20,000	NE
trans-1,2-Dichloroethene	156-60-5	<1.3	<1.4	<1.3	<1.9	<6.4	<1.9	<3.8	<2.3	<1.3	<1.4	<25.4	<2.2	<2.4	<4.3	<2.1	6,000	20,000	800
Methyl-tert-butyl ether (MTBE)	1634-04-4	<1.1	<1.2	<1.1	<1.7	<5.7	<1.7	<3.5	<2.1	<1.1	<1.2	<22.9	<2.0	<2.2	<3.9	<1.9	300,000	800,000	7,000
1,3-Dichlorobenzene	541-73-1	<1.9	<2.0	<1.9	<2.8	<9.6	<2.8	<5.8	<3.5	<1.9	<2.0	<38.3	<3.3	<3.7	<6.4	<3.2	NE	NE	NE
Carbon tetrachloride	56-23-5	<1.0	<1.1	<1.0	<1.5	<5.0	<1.5	<3.0	<1.8	<1.0	<1.1	<20.1	<1.7	<1.9	<3.4	<1.7	70	200	1,900
2-Hexanone	591-78-6	<1.3	<1.4	<1.3	4.3	<6.5	<1.9	<3.9	<2.3	<1.3	<1.4	<26.1	<2.3	<2.5	<4.4	<2.2	NE	NE	NE
4-Ethyltoluene	622-96-8	4.4	4.7	1.6	5.0	<7.8	20.3	<4.8	6.0	7.1	5.7	<31.4	9.8	18.3	17.8	6.3	NE	NE	NE
Ethanol	64-17-5	98.3	85.4	35.5	105	106	161	61.3	90.4	96.4	70.7	102	163	153	228	111	1,500,000	4,200,000	180,000
2-Propanol (Isopropyl alcohol)	67-63-0	22.2	14.2	13.1	33.3	<3.9	19.0	<2.4	45.8	13.6	14.6	25.5	14.5	20.9	25.8	17.0	700,000	2,000,000	3,200
Acetone	67-64-1	83.3	88.9	42.1	91.0	81.1	172	86.7	85.2	77.3	70.5	103	173	182	246	160	3,100,000	8,700,000	60,000
Chloroform	67-66-3	<1.6	<1.7	<1.6	<2.3	<7.8	<2.3	<4.7	2.9	<1.6	<1.7	<31.1	<2.7	<3.0	<5.2	<2.6	10,000	30,000	150
Benzene	71-43-2	22.0	14.8	5.0	37.3	28.3	16.3	6.9	17.8	15.9	16.4	<10.2	21.3	19.4	27.9	14.9	450	1,300	1,000
1,1,1-Trichloroethane (Methyl chloroform)	71-55-6	<1.7	<1.9	<1.7	<2.6	<8.7	<2.6	<5.3	<3.1	<1.7	<1.9	<34.9	6.8	33.5	14.2	<2.9	500,000	1,000,000	140,000
Bromomethane (Methyl bromide)	74-83-9	<1.2	3.7	<1.2	<1.8	<6.2	<1.8	<3.8	<2.2	<1.2	<1.3	<24.8	<2.2	<2.4	<4.2	<2.1	500	1,000	2,000
Chloromethane (Methyl chloride)	74-87-3	<0.66	<0.71	<0.66	<0.97	<3.3	<0.97	<2.0	<1.2	<0.66	<0.71	<13.2	<1.1	<1.3	<2.2	<1.1	9,000	30,000	1,000
Chloroethane (Ethyl chloride)	75-00-3	<0.85	<0.91	<0.85	<1.3	<4.2	<1.3	<2.6	<1.5	<0.85	<0.91	<17.0	<1.5	<1.6	<2.9	<1.4	1,000,000	3,000,000	100,000
Vinyl chloride	75-01-4	<0.41	<0.44	<0.41	<0.60	<2.0	<0.60	<1.2	<0.74	<0.41	<0.44	<8.2	<0.71	<0.79	<1.4	<0.69	100	300	180,000
Methylene Chloride (Dichloromethane)	75-09-2	41.6	58.7	42.3	35.3	35.8	26.9	952	74.5	8.3	52.2	30.6	32.3	49.9	26.6	44.2	2,000	6,000	10,000
Carbon disulfide	75-15-0	20.5	12.7	6.9	19.6	16.8	12.8	4.8	19.3	10.7	10.6	<19.8	19.4	9.0	12.3	11.7	70,000	200,000	6,000
Bromoform	75-25-2	<3.3	<3.5	<3.3	<4.9	<16.5	<4.9	<10.0	<5.9	<3.3	<3.5	<65.9	<5.7	<6.3	<11.1	<5.5	900	3,000	NE
Bromodichloromethane	75-27-4	<2.1	<2.3	<2.1	<3.2	<10.7	<3.2	<6.5	<3.8	<2.1	<2.3	<42.7	<3.7	<4.1	<7.2	<3.6	NE	NE	NE
1,1-Dichloroethane	75-34-3	<1.3	<1.4	<1.3	<1.9	<6.4	<1.9	<3.9	<2.3	<1.3	<1.4	<25.7	<2.2	<2.5	<4.3	<2.2	50,000	100,000	NE
1,1-Dichloroethene (DCE)	75-35-4	<1.3	<1.4	<1.3	<1.9	<6.4	<1.9	<3.8	<2.3	<1.3	<1.4	<25.4	<2.2	<2.4	<4.3	<2.1	20,000	60,000	NE
Trichlorofluoromethane (Freon 11)	75-69-4	1.8	<1.9	<1.8	<2.6	<8.9	<2.6	<5.4	<3.2	<1.8	<1.9	<35.8	<3.1	<3.4	<6.0	<3.0	70,000	200,000	NE
Dichlorodifluoromethane (Freon 12)	75-71-8	2.5	1.8	<1.6	2.8	<7.9	2.6	<4.8	<2.9	2.2	1.9	<31.7	3.3	3.7	<5.3	3.1	20,000	60,000	NE
1,1,2-Trichlorotrifluoroethane (CFC-113)	76-13-1	<2.5	<2.7	<2.5	<3.7	<12.6	<3.7	<7.6	<4.5	<2.5	<2.7	<50.2	<4.4	<4.8	<8.4	<4.2	3,000,000	8,000,000	NE
Dichlorotetrafluoroethane	76-14-2	<2.2	<2.4	<2.2	<3.3	<11.1	<3.3	<6.7	<4.0	<2.2	<2.4	<44.6	<3.9	<4.3	<7.5	<3.7	NE	NE	NE
1,2-Dichloropropane	78-87-5	<1.5	<1.6	<1.5	<2.2	<7.4	<2.2	<4.5	<2.7	<1.5	<1.6	<29.5	<2.6	<2.8	<5.0	<2.5	400	1,000	200
2-Butanone (Methyl ethyl ketone, MEK)	78-93-3	6.3	13.8	6.3	18.5	10.5	17.8	5.2	12.4	8.1	5.6	19.7	13.7	17.7	27.8	18.6	500,000	1,000,000	10,000
1,1,2-Trichloroethane	79-00-5	<0.86	<0.92	<0.86	<1.3	<4.3	<1.3	<2.6	<1.6	<0.86	<0.92	<17.3	<1.5	<1.7	<2.9	<1.5	60	200	NE
Trichloroethylene (TCE)	79-01-6	<0.86	<0.92	<0.86	<1.3	<4.3	<1.3	<2.6	<1.6	2.0	<0.92	<17.3	<1.5	1.7	<2.9	<1.5	200	600	2,000
1,1,2,2-Tetrachloroethane	79-34-5	<1.1	<1.2	<1.1	<1.6	<5.5	<1.6	<3.3	<2.0	<1.1	<1.2	<21.9	<1.9	<2.1	<3.7	<1.8	20	100	NE
Hexachloro-1,3-butadiene	87-68-3	<3.5	<3.7	<3.5	<5.1	<17.3	<5.1	<10.4	<6.2	<3.5	<3.7	<69.1	<6.0	<6.6	<11.6	<5.8	50	100	NE
Naphthalene	91-20-3	2.4	<1.8	<1.7	<2.5	<8.4	<2.5	<5.1	<3.0	2.7	<1.8	<33.6	<2.9	<3.2	<5.6	<2.8	900	3,000	NE
o-Xylene**	95-47-6	14.0	12.6	5.1	17.6	19.5	47.1	8.9	22.1	27.5	22.9	<27.6	36.3	53.3	51.6	25.8	10,000	30,000	43,000
1,2-Dichlorobenzene	95-50-1	<1.9	<2.0	<1.9	<2.8	<9.6	<2.8	<5.8	<3.5	<1.9	<2.0	<38.3	<3.3	<3.7	<6.4	<3.2	20,000	60,000	NE
1,2,4-Trimethylbenzene	95-63-6	11.3	10.4	4.4	13.8	21.8	52.1	10.4	13.6	16.3	13.1	<31.4	23.8	39.5	43.9	13.5	700	2,000	NE

NOTES:
ISV - Intrusion Screening Value
established by MPCA
< = Less than Laboratory Reporting Limit
BOLD Text indicates result is above reporting limit
= Concentration exceeds Residential 100x ISV/Industrial 100x ISV/Acute ISV
* based on 1,3-Dichloropropene cas # 542-75-6
** based on total xylenes cas # 1330-20-7
*** Laboratory reporting limit is greater than established groundwater standard (HRL/HBV)
NE = Not Established
All compound concentrations displayed in $\mu g/m^3$

St. Louis Park Investigation
AECOM Project Number 60317420

Table 5G
Soil Vapor Analytical Results
Permanent Soil Vapor Implants

Chemical	CAS #	VP-701	VP-702	VP-703	VP-704	VP-705	VP-706	Residential 100x ISVs	Industrial 100x ISVs	Acute ISV
Date Sampled		3/31/2014	3/31/2014	3/31/2014	3/31/2014	3/31/2014	3/31/2014			
Ethylbenzene	100-41-4	70.1	96.6	92.9	64.3	43.2	65.5	100,000	300,000	10,000
Styrene	100-42-5	2.3	<1.5	<1.5	<1.5	<1.5	<1.5	100,000	300,000	21,000
Benzyl chloride	100-44-7	<1.8	<4.4	<4.4	<4.4	<4.4	<4.4	100	300	240
cis-1,3-Dichloropropene*	10061-01-5	<1.6	<1.5	<1.5	<1.5	<1.5	<1.5	2,000	6,000	NE
trans-1,3-Dichloropropene*	10061-02-6	<1.6	<1.5	<1.5	<1.5	<1.5	<1.5	2,000	6,000	NE
1,4-Dichlorobenzene	106-46-7	<2.1	<2.0	<2.0	<2.0	<2.0	<2.0	6,000	20,000	10,000
1,2-Dibromoethane (Ethylene dibromide)***	106-93-4	<2.7	<2.6	<2.6	<2.6	<2.6	<2.6	2	6	NE
1,3-Butadiene	106-99-0	<0.78	<0.76	<0.76	<0.76	<0.76	<0.76	30	100	NE
1,2-Dichloroethane	107-06-2	<0.71	<0.69	<0.69	<0.69	<0.69	<0.69	40	100	NE
Vinyl acetate	108-05-4	<1.2	5.3	<1.2	5.0	6.1	11.9	20,000	60,000	NE
4-Methyl-2-pentanone (Methyl isobutyl ketone, MIBK)	108-10-1	47.3	16.8	28.8	5.6	11.2	6.2	300,000	800,000	NE
m&p-Xylene**	179601-23-1	110	503	523	177	137	156	10,000	30,000	43,000
1,3,5-Trimethylbenzene	108-67-8	25.9	40.2	41.4	19.3	22.8	19.3	600	2,000	NE
Toluene (Methylbenzene)	108-88-3	84.8	128	152	96.4	60.3	96.8	500,000	1,000,000	37,000
Chlorobenzene	108-90-7	<1.6	<1.6	<1.6	<1.6	<1.6	<1.6	5,000	10,000	NE
Tetrahydrofuran	109-99-9	65.0	60.0	56.1	38.1	45.6	42.6	NE	NE	NE
n-Hexane	110-54-3	59.2	22.5	30.3	8.8	<1.2	14.2	200,000	600,000	NE
Cyclohexane	110-82-7	27.3	10.3	19.1	3.7	3.6	5.1	600,000	2,000,000	NE
Propylene (Methylethylene)	115-07-1	<0.61	29.2	734	8.1	9.8	<0.59	300,000	800,000	NE
1,2,4-Trichlorobenzene	120-82-1	<2.6	<2.5	<2.5	<2.5	<2.5	<2.5	400	1,000	NE
Dibromochloromethane	124-48-1	<3.0	<2.9	<2.9	<2.9	<2.9	<2.9	NE	NE	NE
Tetrachloroethylene (PCE)	127-18-4	5.4	16.0	26.4	19.4	8.0	12.9	2,000	6,000	20,000
Ethyl acetate	141-78-6	25.5	19.9	24.6	8.3	13.7	4.8	300,000	800,000	40,000
n-Heptane	142-82-5	48.4	25.5	44.4	13.3	10.0	18.4	NE	NE	NE
cis-1,2-Dichloroethene	156-59-2	<1.4	<1.4	<1.4	<1.4	<1.4	<1.4	6,000	20,000	NE
trans-1,2-Dichloroethene	156-60-5	<1.4	<1.4	<1.4	<1.4	<1.4	<1.4	6,000	20,000	800
Methyl-tert-butyl ether (MTBE)	1634-04-4	<1.3	<1.2	<1.2	<1.2	<1.2	<1.2	300,000	800,000	7,000
1,3-Dichlorobenzene	541-73-1	<2.1	<2.0	<2.0	<2.0	<2.0	<2.0	NE	NE	NE
Carbon tetrachloride	56-23-5	<1.1	<1.1	<1.1	<1.1	<1.1	<1.1	70	200	1,900
2-Hexanone	591-78-6	<1.4	<1.4	<1.4	<1.4	<1.4	<1.4	NE	NE	NE
4-Ethyltoluene	622-96-8	27.7	42.5	48.5	23.0	26.3	23.3	NE	NE	NE
Ethanol	64-17-5	325	298	327	192	272	225	1,500,000	4,200,000	180,000
2-Propanol (Isopropyl alcohol)	67-63-0	78.2	69.2	124	46.1	202	68.5	700,000	2,000,000	3,200
Acetone	67-64-1	580	613	469	403	487	426	3,100,000	8,700,000	60,000
Chloroform	67-66-3	<1.7	<1.7	<1.7	<1.7	<1.7	<1.7	10,000	30,000	150
Benzene	71-43-2	26.9	15.1	18.6	5.7	4.2	8.4	450	1,300	1,000
1,1,1-Trichloroethane (Methyl chloroform)	71-55-6	<1.9	<1.9	<1.9	<1.9	<1.9	<1.9	500,000	1,000,000	140,000
Bromomethane (Methyl bromide)	74-83-9	<1.4	<1.3	<1.3	<1.3	<1.3	<1.3	500	1,000	2,000
Chloromethane (Methyl chloride)	74-87-3	<0.73	<0.71	<0.71	<0.71	<0.71	<0.71	9,000	30,000	1,000
Chloroethane (Ethyl chloride)	75-00-3	<0.94	<0.91	<0.91	<0.91	<0.91	<0.91	1,000,000	3,000,000	100,000
Vinyl chloride	75-01-4	<0.45	<0.44	<0.44	<0.44	<0.44	<0.44	100	300	180,000
Methylene Chloride (Dichloromethane)	75-09-2	3.4	50.3	4.9	55.5	2.2	7.1	2,000	6,000	10,000
Carbon disulfide	75-15-0	37.7	20.4	15.5	3.7	4.1	4.3	70,000	200,000	6,000
Bromoform	75-25-2	<3.7	<3.5	<3.5	<3.5	<3.5	<3.5	900	3,000	NE
Bromodichloromethane	75-27-4	<2.4	<2.3	<2.3	<2.3	<2.3	<2.3	NE	NE	NE
1,1-Dichloroethane	75-34-3	<1.4	<1.4	<1.4	<1.4	<1.4	<1.4	50,000	100,000	NE
1,1-Dichloroethene (DCE)	75-35-4	<1.4	<1.4	<1.4	<1.4	<1.4	<1.4	20,000	60,000	NE
Trichlorofluoromethane (Freon 11)	75-69-4	<2.0	<1.9	<1.9	<1.9	<1.9	<1.9	70,000	200,000	NE
Dichlorodifluoromethane (Freon 12)	75-71-8	1.9	<1.7	1.8	2.8	1.9	2.8	20,000	60,000	NE
1,1,2-Trichlorotrifluoroethane (CFC-113)	76-13-1	<2.8	<2.7	<2.7	<2.7	<2.7	<2.7	3,000,000	8,000,000	NE
Dichlorotetrafluoroethane	76-14-2	<2.5	<2.4	<2.4	<2.4	<2.4	<2.4	NE	NE	NE
1,2-Dichloropropane	78-87-5	<1.6	<1.6	<1.6	<1.6	<1.6	<1.6	400	1,000	200
2-Butanone (Methyl ethyl ketone, MEK)	78-93-3	413	288	295	120	247	118	500,000	1,000,000	10,000
1,1,2-Trichloroethane	79-00-5	<0.96	<0.92	<0.92	<0.92	<0.92	<0.92	60	200	NE
Trichloroethylene (TCE)	79-01-6	<0.96	<0.92	<0.92	<0.92	<0.92	<0.92	200	600	2,000
1,1,2,2-Tetrachloroethane	79-34-5	<1.2	<1.2	<1.2	<1.2	<1.2	<1.2	20	100	NE
Hexachloro-1,3-butadiene	87-68-3	<3.8	<3.7	<3.7	<3.7	<3.7	<3.7	50	100	NE
Naphthalene	91-20-3	<1.9	<1.8	<1.8	<1.8	<1.8	<1.8	900	3,000	NE
o-Xylene**	95-47-6	38.1	92.0	88.8	59.9	46.2	51.1	10,000	30,000	43,000
1,2-Dichlorobenzene	95-50-1	<2.1	<2.0	<2.0	<2.0	<2.0	<2.0	20,000	60,000	NE
1,2,4-Trimethylbenzene	95-63-6	62.0	88.1	89.3	41.4	50.6	39.9	700	2,000	NE

NOTES:
ISV - Intrusion Screening Value
established by MPCA
< = Less than Laboratory Reporting Limit
BOLD Text indicates result is above reporting limit
= Concentration exceeds Residential 100x ISV/Industrial 100x ISV/Acute ISV
* based on 1,3-Dichloropropene cas # 542-75-6
** based on total xylenes cas # 1330-20-7
*** Laboratory reporting limit is greater than established groundwater standard (HRL/HBV)
NE = Not Established
All compound concentrations displayed in $\mu g/m^3$

Table 6A
Industrial Vapor Analytical Results
Sub-slab Soil Vapor Samples

Chemical	CAS #	Audio by Design SAMPLE SSV-1 (3/26/14)	Audio by Design SAMPLE SSV-1A (3/26/14)	Audio by Design SAMPLE SSV-2 (3/26/14)	Bryant Graphics SAMPLE SSV-15 (5/28/14)	Bryant Graphics SAMPLE SSV-16 (5/28/14)	3406 Library Lane SAMPLE SSV-17 (6-9-14)	3404 Library Lane SAMPLE SSV-18 (6-9-14)	10x Industrial ISV	Acute ISV
Acetone	67-64-1	1640	80.1	40.3	**6560**	**501**	140	71.2	870,000	60,000
Benzene	71-43-2	4.2	1.7	2.5	**2.7**	**3.7**	2.3	1.9	130	1,000
Benzyl chloride	100-44-7	<3.5	<3.7	<3.5	<1.5	<1.5	<1.5	<1.5	30	240
Bromodichloromethane	75-27-4	<1.8	<1.9	<1.8	<1.9	<1.9	<1.9	<1.9	NE	NE
Bromoform	75-25-2	<2.8	<2.9	<2.8	<2.9	<2.9	<2.9	<2.9	300	NE
Bromomethane (Methyl bromide)	74-83-9	<1.1	<1.1	<1.1	<1.1	<1.1	<1.1	<1.1	100	2,000
1,3-Butadiene	106-99-0	<0.60	<0.63	<0.60	<0.63	**0.67**	<0.63	<0.63	10	NE
2-Butanone (Methyl ethyl ketone, MEK)	78-93-3	7.4	69.7	32	**10.7**	**12.1**	15.0	5.6	100,000	10,000
Carbon disulfide	75-15-0	<0.84	<0.88	<0.84	**4.9**	**2.0**	<0.88	<0.88	20,000	6,000
Carbon tetrachloride	56-23-5	<0.86	<0.89	<0.86	<0.89	<0.89	<0.89	<0.89	20	1,900
Chlorobenzene	108-90-7	<1.3	<1.3	<1.3	<1.3	<1.3	<1.3	<1.3	1,000	NE
Chloroethane (Ethyl chloride)	75-00-3	<0.72	<0.75	<0.72	<0.75	<0.75	<0.75	<0.75	300,000	100,000
Chloroform	67-66-3	<1.3	3.8	2.9	<1.4	<1.4	<1.4	<1.4	3,000	150
Chloromethane (Methyl chloride)	74-87-3	0.96	<0.58	<0.56	<0.58	<0.58	<0.58	<0.58	3,000	1,000
Cyclohexane	110-82-7	6.8	4.2	32.3	**14.2**	**14.2**	1.3	1.8	200,000	NE
Dibromochloromethane	124-48-1	<2.3	<2.4	<2.3	<2.4	<2.4	<2.4	<2.4	NE	NE
1,2-Dibromoethane (Ethylene dibromide)***	106-93-4	<2.1	<2.2	<2.1	<2.2	<2.2	<2.2	<2.2	1	NE
1,2-Dichlorobenzene	95-50-1	<1.6	<1.7	<1.6	<1.7	<1.7	<1.7	<1.7	6,000	NE
1,3-Dichlorobenzene	541-73-1	<1.6	<1.7	<1.6	<1.7	<1.7	<1.7	<1.7	NE	NE
1,4-Dichlorobenzene	106-46-7	<1.6	<1.7	<1.6	<1.7	<1.7	<1.7	<1.7	2,000	10,000
Dichlorodifluoromethane (Freon 12)	75-71-8	3.2	2.5	3.4	**3.1**	**3.0**	2.4	1.9	6,000	NE
1,1-Dichloroethane	75-34-3	<1.1	<1.1	<1.1	<1.1	<1.1	<1.1	<1.1	10,000	NE
1,2-Dichloroethane	107-06-2	<0.55	<0.57	<0.55	<0.57	<0.57	2.5	<0.57	10	NE
1,1-Dichloroethene (DCE)	75-35-4	<1.1	<1.1	<1.1	<1.1	<1.1	<1.1	<1.1	6,000	NE
cis-1,2-Dichloroethene	156-59-2	<1.1	<1.1	<1.1	<1.1	<1.1	<1.1	<1.1	2,000	NE
trans-1,2-Dichloroethene	156-60-5	<1.1	<1.1	<1.1	<1.1	<1.1	<1.1	<1.1	2,000	800
1,2-Dichloropropane	78-87-5	<1.3	<1.3	<1.3	<1.3	<1.3	<1.3	<1.3	100	200
cis-1,3-Dichloropropene*	10061-01-5	<1.2	<1.3	<1.2	<1.3	<1.3	<1.3	<1.3	600	NE
trans-1,3-Dichloropropene*	10061-02-6	<1.2	<1.3	<1.2	<1.3	<1.3	<1.3	<1.3	600	NE
Dichlorotetrafluoroethane	76-14-2	<1.9	<2.0	<1.9	<2.0	<2.0	<2.0	<2.0	NE	NE
Ethanol	64-17-5	313	152	133	**36.7**	**11.9**	357	192	420,000	180,000
Ethyl acetate	141-78-6	3.8	1.5	1.2	<1.0	<1.0	3.7	2.3	80,000	40,000
Ethylbenzene	100-41-4	53.3	9.6	4.2	**36.5**	**1.3**	15.4	2.8	30,000	10,000
4-Ethyltoluene	622-96-8	5.7	4	3.4	<1.4	<1.4	19.1	2.4	NE	NE
n-Heptane	142-82-5	4.7	3.2	6.2	**8.7**	**8.9**	1.8	1.7	NE	NE
Hexachloro-1,3-butadiene	87-68-3	<2.9	<3.1	<2.9	<7.5	<7.5	<3.1	<3.1	10	NE
n-Hexane	110-54-3	12.1	4.2	4.9	**99.3**	**93.9**	1.7	1.8	60,000	NE
2-Hexanone	591-78-6	<2.0	<2.1	<2.0	**1.9**	**1.4**	<1.2	<1.2	NE	NE
Methylene Chloride (Dichloromethane)	75-09-2	4.7	5	5.2	**18.5**	**13.1**	<4.9	<4.9	600	10,000
4-Methyl-2-pentanone (Methyl isobutyl ketone, MIBK)	108-10-1	1.3	1.9	2.2	**6.2**	**14.6**	6.5	1.8	80,000	NE
Methyl-tert-butyl ether (MTBE)	1634-04-4	<0.98	<1.0	<0.98	<1.0	<1.0	<1.0	<1.0	80,000	7,000
Naphthalene	91-20-3	<3.6	<3.7	<3.6	<3.7	<3.7	62.8	<3.7	300	NE
2-Propanol (Isopropyl alcohol)	67-63-0	335	466	582	**4020**	**8820**	72.8	103	200,000	3,200
Propylene (Methylethylene)	115-07-1	<0.47	<0.49	<0.47	<2.4	<2.4	3.1	3.8	80,000	NE
Styrene	100-42-5	<2.9	<3.0	<2.9	<1.2	<1.2	1.3	<1.2	30,000	21,000
1,1,2,2-Tetrachloroethane	79-34-5	<0.94	<0.97	<0.94	<0.97	<0.97	<0.97	<0.97	10	NE
Tetrachloroethylene (PCE)	127-18-4	99	210	4220	**3090**	**2930**	<0.96	<0.96	600	20,000
Tetrahydrofuran	109-99-9	6.8	16.8	12.2	<0.83	<0.83	<0.83	<0.83	NE	NE
Toluene (Methylbenzene)	108-88-3	38.6	22	18.9	**1400**	**931**	56.7	114	100,000	37,000
1,2,4-Trichlorobenzene	120-82-1	<2.0	<2.1	<2.0	<2.1	<2.1	<2.1	<2.1	100	NE
1,1,1-Trichloroethane (Methyl chloroform)	71-55-6	<1.5	<1.5	<1.5	**10.5**	**19.4**	<1.5	<1.5	100,000	140,000
1,1,2-Trichloroethane	79-00-5	<0.74	<0.76	<0.74	<0.76	<0.76	<0.76	<0.76	20	NE
Trichloroethylene (TCE)	79-01-6	2.4	9.3	37.6	**32.9**	**103**	0.98	<0.76	60	2,000
Trichlorofluoromethane (Freon 11)	75-69-4	8.5	<1.6	3.9	**1.6**	<1.6	1.8	<1.6	20,000	NE
1,1,2-Trichlorotrifluoroethane (CFC-113)	76-13-1	<2.1	<2.2	<2.1	<2.2	<2.2	<2.2	<2.2	800,000	NE
1,2,4-Trimethylbenzene	95-63-6	11.2	8	7.7	**3.5**	**1.9**	76.0	6.8	200	NE
1,3,5-Trimethylbenzene	108-67-8	4.2	2.6	2.9	<1.4	<1.4	16.4	1.5	200	NE
Vinyl acetate	108-05-4	<0.96	2.2	<0.96	<1.0	<1.0	<1.0	<1.0	6,000	NE
Vinyl chloride	75-01-4	<0.35	<0.36	<0.35	<0.36	<0.36	<0.36	<0.36	30	180,000
m&p-Xylene**	108-38-3	297	38.5	12.5	**114**	**3.5**	73.7	10.0	3,000	43,000
o-Xylene**	95-47-6	74.1	11.4	5.5	**34.0**	<1.2	26.3	3.4	3,000	43,000

NOTES:
ISV - Intrusion Screening Value
established by MPCA
< = Less than Laboratory Reporting Limit
BOLD Text indicates result is above reporting limit
= Concentration exceeds Industrial 10x Industrial ISV/Acute ISV
* based on 1,3-Dichloropropene cas # 542-75-6
** based on total xylenes cas # 1330-20-7
*** Laboratory reporting limit is greater than established groundwater standard (HRL/HBV)
NE - Not Established
All compound concentrations displayed in µg/m^3

St. Louis Park Investigation
AECOM Project Number 60317420

Table 6B
Residential Soil Vapor Analytical Results
Sub-slab Soil Vapor Samples

Chemical	CAS #	Turkington Sample SSV-3 (4/1/14)	Hawkinson Sample SSV-4 (4/1/14)	Nalezny Sample SSV-5 (4/3/14)	Kuester Sample SSV-6 (4/3/14)	Quinn Sample SSV-7 (4/8/14)	Larson Sample SSV-8 (4/9/14)	Petersen Sample SSV-9 (4/8/14)	Kragseth Sample SSV-10 (4/15/14)	Hillren Sample SSV-11 (4/23/14)	Hillren Sample SSV-11A (4/23/14)	Musolf Sample SSV-12 (4/29/14)	Simonett Sample SSV-13 (5/1/14)	Ager Sample SSV-14 (5/21/14)	10x Residential ISV	Acute ISV
Ethylbenzene	100-41-4	2.9	5.3	3.2	5.4	5.2	3.2	2.0	8.1	**3.0**	<1.2	1.2	**2.2**	**3.1**	10,000	10,000
Styrene	100-42-5	<1.2	<1.2	<1.2	<1.2	<1.2	<1.2	<1.2	<1.2	<1.2	<1.2	<1.2	<1.2	**1.3**	10,000	21,000
Benzyl chloride	100-44-7	<1.4	<1.4	<3.7	<3.5	<1.4	<1.4	<1.4	<3.5	<1.4	<1.4	<1.4	<3.5	<1.4	10	240
cis-1,3-Dichloropropene*	10061-01-5	<1.2	<1.2	<1.3	<1.2	<1.2	<1.2	<1.2	<1.2	<1.2	<1.2	<1.2	<1.2	<1.2	200	NE
trans-1,3-Dichloropropene*	10061-02-6	<1.2	<1.2	<1.3	<1.2	<1.2	<1.2	<1.2	<1.2	<1.2	<1.2	<1.2	<1.2	<1.2	200	NE
1,4-Dichlorobenzene	106-46-7	<1.6	<1.6	<1.7	<1.6	<1.6	<1.6	<1.6	<4.1	<1.6	<1.6	<1.6	<1.6	<1.6	600	10,000
1,2-Dibromoethane (Ethylene dibromide)***	106-93-4	<2.1	<2.1	<2.2	<2.1	<2.1	<2.1	<2.1	<2.1	<2.1	<2.1	<2.1	<2.1	<2.1	0.2	NE
1,3-Butadiene	106-99-0	<0.60	<0.60	<0.63	<0.60	<0.60	<0.60	<0.60	<0.60	<0.60	<0.60	<0.60	<0.60	<0.60	3	NE
1,2-Dichloroethane	107-06-2	1.5	<0.55	<0.57	<0.55	<0.55	<0.55	<0.55	<0.55	<0.55	<0.55	<0.55	<0.55	<0.55	4	NE
Vinyl acetate	108-05-4	3.2	4.9	<1.0	<0.96	<0.96	<0.96	<0.96	<0.96	<0.96	<0.96	<0.96	4.5	<0.96	2,000	NE
4-Methyl-2-pentanone (Methyl isobutyl ketone, MIBK)	108-10-1	<1.1	<1.1	1.6	1.8	1.5	<1.1	<1.1	1.4	<1.1	**9.3**	**3.5**	<1.1	**1.9**	30,000	NE
m&p-Xylene**	179601-23-1	10.5	21.4	9.8	19.8	17.4	10.6	6.6	24.3	**10.1**	**3.3**	**4.5**	**6.1**	**12.8**	1,000	43,000
1,3,5-Trimethylbenzene	108-67-8	<1.3	<1.3	<1.4	<1.3	<1.3	<1.3	<1.3	<1.3	<1.3	<1.3	**6.2**	<1.3	**2.3**	60	NE
Toluene (Methylbenzene)	108-88-3	26.8	52.3	13.5	31.9	34.9	15.8	10.4	41.0	**18.4**	**11.6**	**4.3**	**3.8**	**17.6**	50,000	37,000
Chlorobenzene	108-90-7	<1.3	<1.3	<1.3	<1.3	<1.3	<1.3	<1.3	<1.3	<1.3	<1.3	<1.3	<1.3	<1.3	500	NE
Tetrahydrofuran	109-99-9	1.6	2.0	1.7	2.7	1.4	0.90	<0.80	<0.80	<0.80	<0.80	<0.80	<0.80	<0.80	NE	NE
n-Hexane	110-54-3	<0.96	1.4	<1.0	0.98	<0.96	<0.96	<0.96	1.1	**5.2**	**6.5**	**1.7**	<0.96	**2.3**	20,000	NE
Cyclohexane	110-82-7	<0.94	<0.94	<0.97	2	1.2	<0.94	<0.94	<0.94	**1.3**	**1.1**	**1.7**	**2.4**	**1.1**	60,000	NE
Propylene (Methylethylene)	115-07-1	<0.47	6.6	<0.49	<0.47	<0.47	<0.47	<1.2	<0.47	<0.47	<0.47	1.0	<0.47	<0.47	30,000	NE
1,2,4-Trichlorobenzene	120-82-1	<2.0	<2.0	<2.1	<2.0	<5.1	<2.0	<2.0	<2.0	<3.3	<3.3	<2.0	<2.0	<2.0	40	NE
Dibromochloromethane	124-48-1	<2.3	<2.3	<2.4	<2.3	<2.3	<2.3	<2.3	<2.3	<2.3	<2.3	<2.3	<2.3	<2.3	NE	NE
Tetrachloroethylene (PCE)	127-18-4	3.2	<0.92	<0.96	1	<0.92	<0.92	14.7	9.0	<0.92	<0.92	**6.2**	**20.5**	**3.7**	200	20,000
Ethyl acetate	141-78-6	<0.98	<0.98	<1.0	<0.98	<0.98	<0.98	<0.98	<0.98	**11.1**	**5.3**	**61.0**	<0.98	**4**	30,000	40,000
n-Heptane	142-82-5	3.1	<1.1	<1.2	4.2	2.1	<1.1	<1.1	2.5	**1.1**	<1.1	**10.3**	<1.1	**1.9**	NE	NE
cis-1,2-Dichloroethene	156-59-2	2.6	<1.1	<1.1	<1.1	<1.1	<1.1	104	158	<1.1	<1.1	<1.1	**59.8**	**1.6**	600	NE
trans-1,2-Dichloroethene	156-60-5	<1.1	<1.1	<1.1	<1.1	<1.1	<1.1	7.6	18.5	<1.1	<1.1	<1.1	**9**	<1.1	600	800
Methyl-tert-butyl ether (MTBE)	1634-04-4	<0.98	<0.98	<1.0	<0.98	<0.98	<0.98	<0.98	<0.98	<0.98	<0.98	<0.98	<0.98	<0.98	30,000	7,000
1,3-Dichlorobenzene	541-73-1	<1.6	<1.6	<1.7	<1.6	<1.6	<1.6	<1.6	<1.6	<1.6	<1.6	<1.6	<1.6	<1.6	NE	NE
Carbon tetrachloride	56-23-5	<0.86	<0.86	<0.89	<0.86	<0.86	<0.86	<0.86	<0.86	<0.86	<0.86	<0.86	<0.86	<0.86	7	1,900
2-Hexanone	591-78-6	1.4	3.7	<1.2	<1.1	<1.1	<1.1	<1.1	<1.1	<1.1	**1.3**	**4.4**	**1.2**	<1.1	NE	NE
4-Ethyltoluene	622-96-8	<1.3	1.5	<1.4	1.4	<1.3	<1.3	<1.3	<1.3	<1.3	<1.3	3.1	<1.3	**2.7**	NE	NE
Ethanol	64-17-5	245	82.4	239	501	36.7	54.8	187	112	**63.8**	**67.3**	**52.3**	**10**	**260**	150,000	180,000
2-Propanol (Isopropyl alcohol)	67-63-0	708	805	315	343	365	<0.67	171	270	<1.7	<1.7	**107**	**34.6**	**19**	70,000	3,200
Acetone	67-64-1	347	390	199	146	216	113	94.1	77.2	**46.7**	**91.0**	**162**	**22.2**	**32.6**	310,000	60,000
Chloroform	67-66-3	<1.3	1.5	<1.4	<1.3	1.4	5.1	<1.3	<1.3	<1.3	<1.3	<1.3	**12.8**	<1.3	1,000	150
Benzene	71-43-2	0.67	<0.44	<0.45	0.65	0.61	<0.44	<0.44	<0.44	**0.45**	<0.44	**0.70**	<0.44	**2.8**	45	1,000
1,1,1-Trichloroethane (Methyl chloroform)	71-55-6	<1.5	<1.5	<1.5	<1.5	<1.5	<1.5	<1.5	<1.5	<1.5	<1.5	<1.5	<1.5	<1.5	50,000	140,000
Bromomethane (Methyl bromide)	74-83-9	<1.1	<1.1	<1.1	<1.1	<1.1	<1.1	<1.1	<1.1	<1.1	<1.1	<1.1	<1.1	<1.1	50	2,000
Chloromethane (Methyl chloride)	74-87-3	<0.56	<0.56	<0.58	<0.56	<0.56	<0.56	<0.56	<0.56	<0.56	<0.56	<0.56	<0.56	<0.56	900	1,000
Chloroethane (Ethyl chloride)	75-00-3	<0.72	<0.72	<0.75	<0.72	<0.72	<0.72	<0.72	<0.72	<0.72	<0.72	<0.72	<0.72	<0.72	100,000	100,000
Vinyl chloride	75-01-4	<0.35	<0.35	<0.36	<0.35	<0.35	<0.35	<0.35	<0.35	<0.35	<0.35	<0.35	<0.35	<0.35	10	180,000
Methylene Chloride (Dichloromethane)	75-09-2	6.0	8.7	7.5	10.6	6.1	1.0	<0.95	10.3	**5.4**	**6.1**	<4.7	<4.7	<4.7	200	10,000
Carbon disulfide	75-15-0	<0.84	<0.84	<0.88	<0.84	<0.84	<0.84	<0.84	<0.84	<0.84	<0.84	<0.84	<0.84	<0.84	7,000	6,000
Bromoform	75-25-2	<2.8	<2.8	<2.9	<2.8	<2.8	<2.8	<2.8	<2.8	<2.8	<2.8	<2.8	<2.8	<2.8	90	NE
Bromodichloromethane	75-27-4	<1.8	<1.8	<1.9	<1.8	<1.8	<1.8	<1.8	<1.8	<1.8	<1.8	<1.8	<1.8	<1.8	NE	NE
1,1-Dichloroethane	75-34-3	<1.1	<1.1	<1.1	<1.1	<1.1	<1.1	<1.1	<1.1	<1.1	<1.1	<1.1	<1.1	<1.1	5,000	NE
1,1-Dichloroethene (DCE)	75-35-4	<1.1	<1.1	<1.1	<1.1	<1.1	<1.1	<1.1	<1.1	<1.1	<1.1	<1.1	<1.1	<1.1	2,000	NE
Trichlorofluoromethane (Freon 11)	75-69-4	<1.5	2.7	<1.6	<1.5	18.9	1.8	2.1	1.7	**2.1**	**2.0**	<1.5	**2.7**	**2**	7,000	NE
Dichlorodifluoromethane (Freon 12)	75-71-8	2.0	3.4	2.8	3	193	3.2	2.8	2.3	**2.1**	**2.0**	**10.6**	**3.5**	**4.1**	2,000	NE
1,1,2-Trichlorotrifluoroethane (CFC-113)	76-13-1	<2.1	<2.1	<2.2	<2.1	<2.1	<2.1	<2.1	<2.1	<2.1	<2.1	<2.1	<2.1	<2.1	300,000	NE
Dichlorotetrafluoroethane	76-14-2	<1.9	<1.9	<2.0	<1.9	<1.9	<1.9	<1.9	<1.9	<1.9	<1.9	<1.9	<1.9	<1.9	NE	NE
1,2-Dichloropropane	78-87-5	<1.3	<1.3	<1.3	<1.3	<1.3	<1.3	<1.3	<1.3	<1.3	<1.3	<1.3	<1.3	<1.3	40	200
2-Butanone (Methyl ethyl ketone, MEK)	78-93-3	3.7	11.4	4.7	6.6	5.3	2.4	3.9	3.6	**1.4**	**12.4**	**39.4**	**4.2**	**5.2**	50,000	10,000
1,1,2-Trichloroethane	79-00-5	<0.74	<0.74	<0.76	<0.74	<0.74	<0.74	<0.74	<0.74	<0.74	<0.74	<0.74	<0.74	<0.74	6	NE
Trichloroethylene (TCE)	79-01-6	1.6	<0.74	<0.76	4.6	<0.74	<0.74	10.5	11.4	<0.74	<0.74	<0.74	**18.2**	**0.9**	20	2,000
1,1,2,2-Tetrachloroethane	79-34-5	<0.94	<0.94	<0.97	<0.94	<1.9	<0.94	<0.94	<0.94	<0.94	<0.94	<0.94	<0.94	<0.94	2	NE
Hexachloro-1,3-butadiene***	87-68-3	<7.3	<7.3	<3.1	<2.9	<2.9	<2.9	<2.9	<2.9	<7.3	<7.3	<7.3	<2.9	<2.9	5	NE
Naphthalene	91-20-3	5.3	9.3	2.6	3.3	3.5	<1.4	<1.4	<3.6	<3.6	<3.6	**3.6**	<3.6	<3.6	90	NE
o-Xylene**	95-47-6	2.7	4.4	2.8	4.7	3.8	2.0	1.3	4.6	**1.9**	<1.2	**2.0**	**1.5**	**4.3**	1,000	43,000
1,2-Dichlorobenzene	95-50-1	<1.6	<1.6	<1.7	<1.6	<1.6	<1.6	<1.6	<4.1	<1.6	<1.6	<1.6	<1.6	<1.6	2,000	NE
1,2,4-Trimethylbenzene	95-63-6	2.7	4.6	2.5	4.6	3.7	1.5	<1.3	2.2	<1.3	**1.8**	**14.9**	<1.3	**7.9**	70	NE

NOTES:
ISV - Intrusion Screening Value established by MPCA
< = Less than Laboratory Reporting Limit
BOLD Text indicates result is above reporting limit

* based on 1,3-Dichloropropene cas # 542-75-6
** based on total xylenes cas # 1330-20-7
*** Laboratory reporting limit is greater than established groundwater standard (HRL/HBV)
NE - Not Established
All compound concentrations displayed in µg/m^3

St. Louis Park Investigation
AECOM Project Number 60317420

Table 7A
Groundwater Analytical Results
Monitoring Wells

Chemical	SLP-01	SLP-02	SLP-03	SLP-04	SLP-05	SPS-432**	W-21	W-121	W-129	W-129-A	W-130	W-132	Trip Blank	HRL	HBV	RAA
1,1,2-Trichloroethane	37	< 1.0	< 1.0	< 1.0	< 1.0	< 1.0	< 1.0	< 1.0	< 1.0	< 1.0	< 1.0	< 1.0	< 1.0	3	--	--
1,1-Dichloroethene	3.3	< 1.0	< 1.0	< 1.0	< 1.0	< 1.0	< 1.0	< 1.0	< 1.0	< 1.0	< 1.0	< 1.0	< 1.0	NE	--	--
1,2-Dichloroethane	1.6	< 1.0	< 1.0	< 1.0	< 1.0	< 1.0	< 1.0	< 1.0	< 1.0	< 1.0	< 1.0	< 1.0	< 1.0	1	--	--
Acetone	< 20.0	< 20.0	< 20.0	< 20.0	< 20.0	< 20.0	< 20.0	< 20.0	< 20.0	< 20.0	< 20.0	190	< 20.0	4000	--	--
Benzene	< 1.0	< 1.0	< 1.0	< 1.0	< 1.0	63	< 1.0	< 1.0	2	2	< 1.0	< 1.0	< 1.0	2	--	--
cis-1,2-Dichloroethene	< 1.0	2.4	33	38	< 1.0	100	< 1.0	1.2	< 1.0	< 1.0	6.4	< 1.0	< 1.0	50	--	--
Dichlorodifluoromethane	11	< 1.0	< 1.0	1.7	< 1.0	< 1.0	< 1.0	< 1.0	< 1.0	< 1.0	< 1.0	< 1.0	< 1.0	NE	--	--
Dichlorofluoromethane	7.9	6.4	< 1.0	1.5	< 1.0	< 1.0	< 1.0	3.9	< 1.0	< 1.0	< 1.0	< 1.0	< 1.0	NE	--	--
Ethylbenzene	< 1.0	< 1.0	< 1.0	< 1.0	< 1.0	3.7	< 1.0	< 1.0	< 1.0	< 1.0	< 1.0	< 1.0	< 1.0	50	--	--
Methyl ethyl ketone (MEK)	< 10.0	< 10.0	< 10.0	< 10.0	25	< 10.0	< 10.0	< 10.0	< 10.0	< 10.0	< 10.0	< 10.0	< 10.0	4000	--	--
Methyl tertiary butyl ether (MTBE)	< 2.0	< 2.0	< 2.0	< 2.0	< 2.0	< 2.0	< 2.0	< 2.0	3	3	< 2.0	< 2.0	< 2.0	NE	NE	60
Naphthalene	< 1.0	< 1.0	< 1.0	< 1.0	< 1.0	1.5	< 1.0	< 1.0	< 1.0	< 1.0	< 1.0	< 1.0	< 1.0	70	--	--
o-Xylene	< 1.0	< 1.0	< 1.0	< 1.0	< 1.0	3.2	< 1.0	< 1.0	< 1.0	< 1.0	< 1.0	< 1.0	< 1.0	300	--	--
p&m-Xylene	< 1.0	< 1.0	< 1.0	< 1.0	< 1.0	1.6	< 1.0	< 1.0	< 1.0	< 1.0	< 1.0	< 1.0	< 1.0	300	--	--
Tetrachloroethylene	< 1.0	< 1.0	1.3	< 1.0	< 1.0	< 1.0	< 1.0	< 1.0	< 1.0	< 1.0	< 1.0	< 1.0	< 1.0	5	--	--
trans-1,2-Dichloroethene	< 1.0	< 1.0	2	4.4	< 1.0	6.7	< 1.0	< 1.0	< 1.0	< 1.0	< 1.0	< 1.0	< 1.0	40	--	--
Trichloroethene (TCE)	< 1.0*	< 1.0*	3.6	< 1.0*	1.1	< 1.0*	< 1.0*	< 1.0*	< 1.0*	< 1.0*	< 1.0*	< 1.0*	< 1.0*	5	0.4	--
Vinyl chloride	20	4.8	< 1.0*	3.8	< 1.0*	100	< 1.0*	1.5	< 1.0*	< 1.0*	< 1.0*	< 1.0*	< 1.0*	0.2	--	--

Notes

< = Less than Laboratory Reporting Limit
BOLD Text indicates result is above reporting limit
= Concentration exceeds HRL/HBV/RAA
HRL = Health Risk Limit established by MPCA
HBV = Health Based Value established by MPCA
RAA = Risk Assessment Advice established by MPCA
All compounds described in micrograms per liter (µg/L)
NE = Not Established
* = Laboratory reporting limit is greater than established groundwater standard (HRL/HBV)
** = SPS-432 is located in SPS Parking Lot
Only compounds detected are shown

St. Louis Park Investigation
AECOM Project Number 60317420

Table 7B
Groundwater Analytical Results
Blake School Irrigation Well

Chemical	BSW-01S	HRL	HBV	RAA
All results	Pending	---	---	---

Notes
< = Less than Laboratory Reporting Limit
BOLD Text indicates result is above reporting limit
= Concentration exceeds HRL/HBV/RAA
HRL = Health Risk Limit established by MPCA
HBV = Health Based Value established by MPCA
RAA = Risk Assessment Advice established by MPCA
All compounds described in micrograms per liter (µg/L)
NE = Not Established
* = Laboratory reporting limit is greater than established groundwater standard (HRL/HBV)
Only compounds detected are shown

St. Louis Park Investigation
AECOM Project Number 60317420

Table 8
GPS Coordinates
UTM Zone 15N - Nad 1983 in Meters

Label	Easting	Northing
Vapor Probes		
Temp VP-2	471406	4976244
Temp VP-1	471406	4976283
Passive Soil Vapor Survey		
PV-317	471374	4975557
PV-318	471404	4975549
PV-301	471421	4975536
PV-302	471441	4975524
PV-303	471463	4975513
PV-304	471485	4975505
PV-305	471510	4975501
PV-306	471540	4975496
PV-307	471568	4975501
PV-308	471591	4975499
PV-309	471620	4975495
PV-310	471655	4975491
PV-311	471677	4975495
PV-312	471705	4975491
PV-313	471746	4975489
PV-314	471731	4975534
PV-315	471704	4975567
PV-316	471674	4975606
PV-108	471643	4975612
PV-107	471625	4975612
PV-106	471603	4975612
PV-105	471583	4975614
PV-104	471555	4975613
PV-103	471524	4975617
PV-102	471502	4975618
PV-101	471481	4975618
PV-205	471536	4975747
PV-204	471502	4975749
PV-203	471475	4975750
PV-202	471449	4975744
PV-201	471431	4975744
PV-406	471091	4976284
PV-407	471079	4976260
PV-408	471077	4976271
PV-403	471065	4976283
PV-402	471057	4976283
PV-401	471049	4976284
PV-405	471089	4976275
PV-404	471077	4976283

Label	Easting	Northing
Soil/Groundwater Borings		
B2	471038	4976314
B3	471033	4976309
B1	471038	4976308
B5	471219	4976286
B4	471221	4976291
B6	471225	4976288
B7	471181	4976270
Soil Vapor Implants		
VP-702	471542	4976475
VP-701	471533	4976482
VP-703	471562	4976453
VP-704	471561	4976416
VP-705	471560	4976383
VP-706	471560	4976363
VP-601	471108	4976453
VP-602	471126	4976434
VP-603	471145	4976416
VP-604	471160	4976402
VP-605	471172	4976392
VP-606	471183	4976382
VP-607	471193	4976372
VP-608	471203	4976365
VP-609	471224	4976343
VP-610	471247	4976322
VP-611	471256	4976314
VP-613	471290	4976280
VP-612	471276	4976294
VP-511	471228	4976308
VP-510	471210	4976291
VP-509	471190	4976292
VP-508	471166	4976312
VP-507	471143	4976330
VP-506	471131	4976340
VP-505	471115	4976358
VP-504	471106	4976368
VP-503	471095	4976378
VP-502	471078	4976395
VP-501	471063	4976409
VP-401	471020	4976367
VP-402	471031	4976355
VP-403	471042	4976345
VP-404	471063	4976326
VP-405	471079	4976311
VP-406	471091	4976298

Label	Easting	Northing
VP-407	471104	4976287
VP-408	471123	4976269
VP-409	471136	4976252
VP-117	471893	4975996
VP-116	471862	4975996
VP-115	471846	4975996
VP-114	471827	4975997
VP-113	471813	4975997
VP-112	471791	4975995
VP-111	471755	4975997
VP-110	471731	4975997
VP-109	471710	4975998
VP-108	471694	4975998
VP-107	471669	4975999
VP-105	471622	4975988
VP-104	471601	4975977
VP-103	471583	4975968
VP-102	471561	4975956
VP-101	471534	4975936
VP-106	471650	4975997
VP-001	471665	4975936
VP-002	471693	4975935
VP-003	471740	4975933
VP-004	471770	4975934
VP-212	471816	4975876
VP-211	471790	4975877
VP-210	471765	4975877
VP-209	471736	4975878
VP-208	471716	4975879
VP-207	471689	4975878
VP-206	471664	4975879
VP-205	471644	4975880
VP-204	471623	4975880
VP-203	471593	4975881
VP-202	471560	4975881
VP-201	471536	4975873
VP-302	471606	4975746
VP-303	471621	4975744
VP-304	471645	4975738
VP-305	471665	4975752
VP-306	471702	4975747
VP-213	471834	4975875
VP-214	471854	4975860
VP-215	471872	4975875
VP-216	471888	4975874

St. Louis Park Investigation
AECOM Project Number 60317420

Table 8
GPS Coordinates
UTM Zone 15N - Nad 1983 in Meters

Label	Easting	Northing
Soil Vapor Implants, cont'd		
VP-217	471916	4975874
VP-218	471937	4975874
VP-219	471955	4975874
VP-220	471973	4975873
VP-221	471992	4975873
VP-307	471717	4975752
VP-308	471741	4975747
VP-309	471759	4975750
VP-310	471790	4975750
VP-311	471815	4975735
VP-312	471844	4975747
VP-313	471861	4975747
VP-314	471883	4975747
VP-315	471917	4975734
VP-316	471933	4975734
VP-317	471955	4975733
VP-318	471986	4975733
VP-319	472006	4975733

Appendix A

Boring Logs

AECOM	Client: MPCA		**BORING ID: B-1**
	Project Number: 60317420		
	Site Location: St. Louis Park, MN		
	Coordinates:	Elevation (TOC):	Sheet: 1 of 4
	Drilling Method: GeoProbe		Monitoring Well Installed: No
	Sample Type(s): Grab / Acetate Sleeve	Boring Diameter:	Screened Interval:
Weather:	Logged By: B. Klaus	Date/Time Started: 4-22-14	Depth of Boring: 80
Drilling Contractor: Matrix	Ground Elevation:	Date/Time Finished: 4-22-14	Water Level: 36.02

Depth (ft)	Geologic sample ID	Sample Depth (ft)	Blows per 6"	Recovery (inches)	Headspace (ppm)	U.S.C.S	MATERIALS: Color, size, range, MAIN COMPONENT, minor component(s), moisture content, structure, angularity, maximum grain size, odor, and Geologic Unit (If Known)	Lab Sample ID	Lab Sample Depth (Ft.)
1						Fill	Asphalt and gravel fill. Black to light grey.		
						SW	Well graded sand. Fine to coarse grain. 10YR 4/4		
2					<2				
3				24					
4					<2				
5									
6							SAA		
7					<2				
8						SW	SAA, wet, fine grain sand		
				30					
9						SW			
10					<2				
11							Well graded sand. Fine to coarse grain, trace large gravel. 10YR 4/4, lighter color from 11 to 16' at 5/4		
12					<2				
13				30					
14					<2				
15									
16							SAA, darker at 10YR 4/4		
17					<2				
18				8					
19					<2				
20									

NOTES:

Checked by _____ Date:_____

AECOM

Client: MPCA		***BORING ID: B-1***
Project Number: 60317420		
Site Location:		
Coordinates:	*Elevation (TOC):*	*Sheet: 2 of 4*
Drilling Method:		*Monitoring Well Installed:*
Sample Type(s): Grab / Acetate Sleeve	*Boring Diameter:*	*Screened Interval:*
Weather:	*Logged By: B. Klaus* / *Date/Time Started:*	*Depth of Boring:*
Drilling Contractor:	*Ground Elevation:* / *Date/Time Finished:*	*Water Level:*

Depth (ft)	Geologic sample ID	Sample Depth (ft)	Blows per 6"	Recovery (inches)	Headspace (ppm)	U.S.C.S	**MATERIALS: Color, size, range, MAIN COMPONENT, minor component(s), moisture content, structure, angularity, maximum grain size, odor, and Geologic Unit (If Known)**	Lab Sample ID	Lab Sample Depth (Ft.)
21					<2	SW	SAA, some large gravel	on 4-22: B-1-S-N-36 @1400 on 4-23: B-1-W-N(38-42) @ 0830	
22				8					
23					<2				
24									
25									
26					<2		SAA, trace large gravel		
27				30					
28					<2				
29									
30									
31					<2		SAA, some large and small gravel		
32				30					
33					<2				
34									
35									
36					<2		SAA, wet at 36'		
37				36					
38					<2				
39									
40									

NOTES:

Checked by _____ Date:_____

AECOM	Client: MPCA		**BORING ID: B-1**
	Project Number: 60317420		
	Site Location:		
	Coordinates:	Elevation (TOC):	Sheet: 3 of 4
	Drilling Method:		Monitoring Well Installed:
	Sample Type(s): Grab / Acetate Sleeve	Boring Diameter:	Screened Interval:
Weather:	Logged By: B. Klaus	Date/Time Started:	Depth of Boring:
Drilling Contractor:	Ground Elevation:	Date/Time Finished:	Water Level:

Depth (ft)	Geologic sample ID	Sample Depth (ft)	Blows per 6"	Recovery (inches)	Headspace (ppm)	U.S.C.S	MATERIALS: Color, size, range, MAIN COMPONENT, minor component(s), moisture content, structure, angularity, maximum grain size, odor, and Geologic Unit (If Known)	Lab Sample ID	Lab Sample Depth (Ft.)
41					<2		Well graded Sand. Fine to coarse grain (SAA). Wet, 10YR 3/1		
42				60					
43					<2				
44									
45									
46					<2		SAA		
47				?					
48					<2				
49									
50									
51					<2		SAA		
52				30					
53					<2				
54									
55									
56					<2		SAA		
57				60		SM	Silty Sands: low plasticicty, wet. 10YR 3/2		
58					<2				
59						SW	Fine to coarse grain sand. Well graded w/silt		
60									

on 4-22: B-1-S-N-55 @ 1600
on 4-23: B-1-W-N(52-56) @ 1100
plus B-1-W-Y(52-5)@ 1105

NOTES:

Checked by _____ Date:_____

AECOM	Client: MPCA		**BORING ID: B-1**
	Project Number: 60317420		
	Site Location:		
	Coordinates:	Elevation (TOC):	Sheet: 4 of 4
	Drilling Method:		Monitoring Well Installed:
	Sample Type(s): Grab / Acetate Sleeve	Boring Diameter:	Screened Interval:
Weather:	Logged By: B. Klaus	Date/Time Started:	Depth of Boring:
Drilling Contractor:	Ground Elevation:	Date/Time Finished:	Water Level:

Depth (ft)	Geologic sample ID	Sample Depth (ft)	Blows per 6"	Recovery (inches)	Headspace (ppm)	U.S.C.S	**MATERIALS: Color, size, range, MAIN COMPONENT, minor component(s), moisture content, structure, angularity, maximum grain size, odor, and Geologic Unit (If Known)**	Lab Sample ID	Lab Sample Depth (Ft.)
61							SAA		
62					<2				
63			60						
64					<2	SM	Silty Sand, low plasticity, some small gravel, wet, 10YR 3/2.		
65						SW	Fine to coarse grain sand, well graded w/ silt.		
66					<2				
67									
68			48			SM	Same as above silty sand.		
69					<2	SW	Well graded sand. Fine to coarse grain, wet, 10YR 4/1		
70									
71					<2		SAA		
72			?						
73					<2				
74									
75									
76					<2		SAA		
77			?						
78					<2				
79									
80							End of boring- 80'. Nearing equipment limits	on 4-22: B-1-S-N-80 @1615 on 4-23: B-1-W-N(76-80) @1200	

NOTES:

Checked by _____ Date:_____

AECOM	Client: MPCA		**BORING ID: B-2**
	Project Number: 60317420		
	Site Location: St. Louis Park, MN		
	Coordinates:	Elevation (TOC):	Sheet: 1 of 3
	Drilling Method: GeoProbe		Monitoring Well Installed: No
	Sample Type(s): Grab / Acetate Sleeve	Boring Diameter:	Screened Interval:
Weather:	Logged By: B. Klaus	Date/Time Started: 4-21-14	Depth of Boring: 45
Drilling Contractor: Matrix	Ground Elevation:	Date/Time Finished: 4-21-14	Water Level: 36.5

Depth (ft)	Geologic sample ID	Sample Depth (ft)	Blows per 6"	Recovery (inches)	Headspace (ppm)	U.S.C.S	**MATERIALS: Color, size, range, MAIN COMPONENT, minor component(s), moisture content, structure, angularity, maximum grain size, odor, and Geologic Unit (If Known)**	Lab Sample ID	Lab Sample Depth (Ft.)
1							Fill. Asphalt with fine to coarse sand with trace large and small gravel. Black, brown and grey		
2				30	<2				
3									
4					<2				
5									
6						SW	Well graded sand. Fine and medium grain. Moist. 10YR 4/4		
7					<2				
8				30					
9					<2				
10									
11									
12					<2				
13				30		SW	SAA but with coarse sand as well.		
14					<2		SAA, no coarse. Fine and medium grain		
15									
16							SAA		
17					<2				
18				30					
19					<2				
20									

NOTES:

Checked by _____ Date:_____

AECOM	Client: MPCA		**BORING ID: B-2**
	Project Number: 60317420		
	Site Location:		
	Coordinates:	Elevation (TOC):	Sheet: 2 of 3
	Drilling Method:		Monitoring Well Installed:
	Sample Type(s): Grab / Acetate Sleeve	Boring Diameter:	Screened Interval:
Weather:	Logged By: B. Klaus	Date/Time Started:	Depth of Boring:
Drilling Contractor:	Ground Elevation:	Date/Time Finished:	Water Level:

Depth (ft)	Geologic sample ID	Sample Depth (ft)	Blows per 6"	Recovery (inches)	Headspace (ppm)	U.S.C.S	**MATERIALS: Color, size, range, MAIN COMPONENT, minor component(s), moisture content, structure, angularity, maximum grain size, odor, and Geologic Unit (If Known)**	Lab Sample ID	Lab Sample Depth (Ft.)
21					<2		SAA		
22				30					
23					<2				
24									
25									
26					<2		SAA		
27				24					
28					<2				
29									
30									
31					<2		SAA, darker at 10YR 3/4		
32				30			Some large gravel at top with different colors 10YR 7/2		
33					<2				
34									
35									
36					<2		SAA		
37				36					
38					<2				
39						CH	Fat clay, high plasticity. 10YR 4/1	B-2-S-N-39 @ 1010 (collected for fat clay layer) B-2-S-N-38 @ 1000 (collected as above water table)	
40						SW	SAA but grey at 10YR 5/1		

NOTES:

Checked by _____ Date:_____

AECOM	Client: MPCA		**BORING ID: B-2**
	Project Number: 60317420		
	Site Location:		
	Coordinates:	Elevation (TOC):	Sheet: 3 of 3
	Drilling Method:		Monitoring Well Installed:
	Sample Type(s): Grab / Acetate Sleeve	Boring Diameter:	Screened Interval:
Weather:	Logged By: B. Klaus	Date/Time Started:	Depth of Boring:
Drilling Contractor:	Ground Elevation:	Date/Time Finished:	Water Level:

Depth (ft)	Geologic sample ID	Sample Depth (ft)	Blows per 6"	Recovery (inches)	Headspace (ppm)	U.S.C.S	MATERIALS: Color, size, range, MAIN COMPONENT, minor component(s), moisture content, structure, angularity, maximum grain size, odor, and Geologic Unit (If Known)	Lab Sample ID	Lab Sample Depth (Ft.)
41					<2		SAA	B-2-S-N-45 @1020 B-2-W-N(40-45) @ 1030	
42				60					
43					<2				
44									
45									
46							Sample was lost underground, end of boring at 45 feet		
47			lost						
48									
49									
50									
51									
52									
53									
54									
55									
56									
57									
58									
59									
60									

NOTES:

Checked by _____ Date:_____

AECOM	Client: MPCA		**BORING ID: B-3**
	Project Number: 60317420		
	Site Location: St. Louis Park, MN		
	Coordinates:	Elevation (TOC):	Sheet: 1 of 3
	Drilling Method: GeoProbe		Monitoring Well Installed: No
	Sample Type(s): Grab / Acetate Sleeve	Boring Diameter:	Screened Interval:
Weather:	Logged By: B. Klaus	Date/Time Started: 4-21-14	Depth of Boring: 50
Drilling Contractor: Matrix	Ground Elevation:	Date/Time Finished: 4-21-14	Water Level: ~38'

Depth (ft)	Geologic sample ID	Sample Depth (ft)	Blows per 6"	Recovery (inches)	Headspace (ppm)	U.S.C.S	MATERIALS: Color, size, range, MAIN COMPONENT, minor component(s), moisture content, structure, angularity, maximum grain size, odor, and Geologic Unit (If Known)	Lab Sample ID	Lab Sample Depth (Ft.)
1							Asphalt and soil		
2			30		<2	Fill			
3						SW	Fine to coarse grain sand with trace small gravel. 10YR 4/4	B-3-S-N-4 @1230	
4					<1				
5									
6							SAA, trace large gravel		
7			6		<2				
8									
9									
10									
11							SAA		
12			6		<2				
13							Color change to 10YR 6/3		
14									
15									
16							Color change to 10YR 4/4		
17			24		<2				
18									
19					<2				
20									

NOTES:

Checked by _____ Date:_____

AECOM	*Client: MPCA*		***BORING ID: B-3***
	Project Number: 60317420		
	Site Location:		
	Coordinates:	*Elevation (TOC):*	*Sheet: 2 of 3*
	Drilling Method:		*Monitoring Well Installed:*
	Sample Type(s): Grab / Acetate Sleeve	*Boring Diameter:*	*Screened Interval:*
Weather:	*Logged By: B. Klaus*	*Date/Time Started:*	*Depth of Boring:*
Drilling Contractor:	*Ground Elevation:*	*Date/Time Finished:*	*Water Level:*

Depth (ft)	Geologic sample ID	Sample Depth (ft)	Blows per 6"	Recovery (inches)	Headspace (ppm)	U.S.C.S	**MATERIALS: Color, size, range, MAIN COMPONENT, minor component(s), moisture content, structure, angularity, maximum grain size, odor, and Geologic Unit (If Known)**	Lab Sample ID	Lab Sample Depth (Ft.)
21					<2		SAA		
22				30					
23					<2				
24									
25									
26					<2		SAA		
27				36					
28					<2				
29									
30									
31					<2		SAA, some small gravel		
32				24					
33					<2				
34									
35									
36					<2		SAA, some large and small gravel. Wet at 38'	B-3-S-N-36 @1200	
37				2					
38					<2				
39									
40									

NOTES:

Checked by _____ Date:_____

AECOM	*Client: MPCA*		***BORING ID: B-3***
	Project Number: 60317420		
	Site Location:		
	Coordinates:	*Elevation (TOC):*	*Sheet: 3 of 3*
	Drilling Method:		*Monitoring Well Installed:*
	Sample Type(s): Grab / Acetate Sleeve	*Boring Diameter:*	*Screened Interval:*
Weather:	*Logged By: B. Klaus*	*Date/Time Started:*	*Depth of Boring:*
Drilling Contractor:	*Ground Elevation:*	*Date/Time Finished:*	*Water Level:*

Depth (ft)	Geologic sample ID	Sample Depth (ft)	Blows per 6"	Recovery (inches)	Headspace (ppm)	U.S.C.S	**MATERIALS: Color, size, range, MAIN COMPONENT, minor component(s), moisture content, structure, angularity, maximum grain size, odor, and Geologic Unit (If Known)**	Lab Sample ID	Lab Sample Depth (Ft.)
41							Color change to 10YR 4/1		
42					<2				
43				60					
44					<2			B-3-W-N(40-45) @1345	
45									
46							SAA		
47					<2				
48				60					
49					<2				
50								B-3-S-N-50 @ 1210	
51							end of boring at 50 feet		
52									
53									
54									
55									
56									
57									
58									
59									
60									

NOTES:

Checked by _____ Date:_____

AECOM	Client: MPCA		**BORING ID: B-4**
	Project Number: 60317420		
	Site Location: St. Louis Park, MN		
	Coordinates:	Elevation (TOC):	Sheet: 1 of 3
	Drilling Method: GeoProbe		Monitoring Well Installed: No
	Sample Type(s): Grab / Acetate Sleeve	Boring Diameter:	Screened Interval:
Weather:	Logged By: B. Klaus	Date/Time Started: 4-16-14	Depth of Boring: 50
Drilling Contractor: Matrix	Ground Elevation:	Date/Time Finished: 4-16-14	Water Level: 46.7

Depth (ft)	Geologic sample ID	Sample Depth (ft)	Blows per 6"	Recovery (inches)	Headspace (ppm)	U.S.C.S	**MATERIALS: Color, size, range, MAIN COMPONENT, minor component(s), moisture content, structure, angularity, maximum grain size, odor, and Geologic Unit (If Known)**	Lab Sample ID	Lab Sample Depth (Ft.)
1					<2	Fill	Asphalt fill	B-4-S-N-4 @0945 B-4-S-Y-4 @ 0955	
2				36		SW	Well graded sand, 10YR 4/4		
3					<2	CH	Fat clay, high plasticity, 10YR 3/2		
4						SW	Well graded sand, 10YR 4/4		
5						CH	SAA (clay)		
6					<2	SW	SAA (sand) with trace small gravel, 10YR 4/4		
7				36					
8					<2				
9									
10					<2		SAA, some gravel near bottom		
11									
12				36					
13					<2				
14									
15					<2		SAA		
16									
17				36					
18					<2				
19									
20									

NOTES:

Checked by _____ Date:_____

AECOM	*Client: MPCA*		***BORING ID: B-4***
	Project Number: 60317420		
	Site Location:		
	Coordinates:	*Elevation (TOC):*	*Sheet: 2 of 3*
	Drilling Method:		*Monitoring Well Installed:*
	Sample Type(s): Grab / Acetate Sleeve	*Boring Diameter:*	*Screened Interval:*
Weather:	*Logged By: B. Klaus*	*Date/Time Started:*	*Depth of Boring:*
Drilling Contractor:	*Ground Elevation:*	*Date/Time Finished:*	*Water Level:*

Depth (ft)	Geologic sample ID	Sample Depth (ft)	Blows per 6"	Recovery (inches)	Headspace (ppm)	U.S.C.S	**MATERIALS: Color, size, range, MAIN COMPONENT, minor component(s), moisture content, structure, angularity, maximum grain size, odor, and Geologic Unit (If Known)**	Lab Sample ID	Lab Sample Depth (Ft.)
21					<2		SAA, trace gravel		
22				30					
23					<2				
24									
25									
26					<2		SAA		
27				36					
28					<2				
29									
30									
31					<2		SAA, 3 inches of white rock on top. Moist.		
32				36					
33					<2				
34									
35						SP	Poorly graded sand, fine grain. 10YR 5/4		
36					<2				
37				30		SW	SAA, trace large gravel		
38					<2				
39									
40									

NOTES:

Checked by _____ Date:_____

AECOM	*Client: MPCA*		***BORING ID: B-4***
	Project Number: 60317420		
	Site Location:		
	Coordinates:	*Elevation (TOC):*	*Sheet: 3 of 3*
	Drilling Method:		*Monitoring Well Installed:*
	Sample Type(s): Grab / Acetate Sleeve	*Boring Diameter:*	*Screened Interval:*
Weather:	*Logged By: B. Klaus*	*Date/Time Started:*	*Depth of Boring:*
Drilling Contractor:	*Ground Elevation:*	*Date/Time Finished:*	*Water Level:*

Depth (ft)	Geologic sample ID	Sample Depth (ft)	Blows per 6"	Recovery (inches)	Headspace (ppm)	U.S.C.S	**MATERIALS: Color, size, range, MAIN COMPONENT, minor component(s), moisture content, structure, angularity, maximum grain size, odor, and Geologic Unit (If Known)**	Lab Sample ID	Lab Sample Depth (Ft.)
41					<2		SAA, reddish color in spots. Trace small gravel	B-4-S-N-48 @1015 B-4-W-N(46-50) @ 1115	
42				30					
43					<2				
44									
45									
46					<2		SAA, wet at 48 feet		
47				36					
48					<2				
49									
50									
51							end of boring at 50 feet		
52									
53									
54									
55									
56									
57									
58									
59									
60									

NOTES:

Checked by _____ Date:_____

AECOM	Client: MPCA	**BORING ID: B-5**
	Project Number: 60317420	
	Site Location: St. Louis Park, MN	
	Coordinates: Elevation (TOC):	Sheet: 1 of 4
	Drilling Method: GeoProbe	Monitoring Well Installed: No
	Sample Type(s): Grab / Acetate Sleeve Boring Diameter:	Screened Interval:

Weather:	Logged By: B. Klaus	Date/Time Started: 4-17-14	Depth of Boring: 80 feet
Drilling Contractor: Matrix	Ground Elevation:	Date/Time Finished: 4-18-14	Water Level: 44.5

Depth (ft)	Geologic sample ID	Sample Depth (ft)	Blows per 6"	Recovery (inches)	Headspace (ppm)	U.S.C.S	MATERIALS: Color, size, range, MAIN COMPONENT, minor component(s), moisture content, structure, angularity, maximum grain size, odor, and Geologic Unit (If Known)	Lab Sample ID	Lab Sample Depth (Ft.)
1					<2	Fill	Asphalt fill		
2				24		SW	Well graded sand, fine to coarse grain sand, trace large gravel, moist 10YR 4/4		
3									
4					<2				
5									
6					<2		SAA, trace small gravel		
7				30					
8									
9					<2				
10									
11					<2		SAA		
12				30					
13									
14					<2				
15									
16					<2		SAA, red material at 18 feet		
17				30					
18									
19					<2				
20									

NOTES:

Checked by _____ Date:_____

AECOM	*Client: MPCA*		***BORING ID: B-5***
	Project Number: 60317420		
	Site Location:		
	Coordinates:	*Elevation (TOC):*	*Sheet: 2 of 4*
	Drilling Method:		*Monitoring Well Installed:*
	Sample Type(s): Grab / Acetate Sleeve	*Boring Diameter:*	*Screened Interval:*
Weather:	*Logged By: B. Klaus*	*Date/Time Started:*	*Depth of Boring:*
Drilling Contractor:	*Ground Elevation:*	*Date/Time Finished:*	*Water Level:*

Depth (ft)	Geologic sample ID	Sample Depth (ft)	Blows per 6"	Recovery (inches)	Headspace (ppm)	U.S.C.S	**MATERIALS: Color, size, range, MAIN COMPONENT, minor component(s), moisture content, structure, angularity, maximum grain size, odor, and Geologic Unit (If Known)**	Lab Sample ID	Lab Sample Depth (Ft.)
21					<2		SAA, trace small gravel		
22				30					
23					<2				
24									
25									
26					<2		SAA, trace large gravel. Black rock layer at 27.5 feet		
27				30					
28					<2				
29									
30									
31					<2		SAA, some large and small gravel		
32				30					
33					<2				
34									
35									
36					<2		SAA, fine to medium grain sand from 36-38 feet		
37				36					
38					<2				
39									
40									

NOTES:

Checked by _____ Date:_____

AECOM	Client: MPCA		**BORING ID: B-5**
	Project Number: 60317420		
	Site Location:		
	Coordinates:	Elevation (TOC):	Sheet: 3 of 4
	Drilling Method:		Monitoring Well Installed:
	Sample Type(s): Grab / Acetate Sleeve	Boring Diameter:	Screened Interval:
Weather:	Logged By: B. Klaus	Date/Time Started:	Depth of Boring:
Drilling Contractor:	Ground Elevation:	Date/Time Finished:	Water Level:

Depth (ft)	Geologic sample ID	Sample Depth (ft)	Blows per 6"	Recovery (inches)	Headspace (ppm)	U.S.C.S	MATERIALS: Color, size, range, MAIN COMPONENT, minor component(s), moisture content, structure, angularity, maximum grain size, odor, and Geologic Unit (If Known)	Lab Sample ID	Lab Sample Depth (Ft.)
							SAA		
41					<2		White crushed rock and decomposed granite near bottom- 2.5YR 4/4		
42				30				on 4-17: B-5-S-N-45 @1200 on 4-18: B-5-W-N(46-50) @0900	
43									
44					<2				
45						GW-GM	Well graded gravel with silt and sand, wet		
46					<2				
47				36		SW	Well graded sand, fine and medium grain. 10YR 4/4		
48									
49					<2				
50									
51					<2		Well graded sand, fine to coarse grain, 10YR 4/4		
52				30					
53								on 4-17: B-5-S-N-56 @1145 on 4-18: B-5-W-N(52-56) @0945	
54					<2				
55									
56					14		SAA, progressing to medium to coarse grain to all coarse grain from 56 to 57 feet		
57				48		CL	Lean Clay with sand, 10YR 5/1		
58						SP	Poorly graded sand. Fine grain, 10YR 5/1		
59					<2				
60									

NOTES:

Checked by _____ Date:_____

AECOM	*Client: MPCA*		***BORING ID: B-5***
	Project Number: 60317420		
	Site Location:		
	Coordinates:	*Elevation (TOC):*	*Sheet: 4 of 4*
	Drilling Method:		*Monitoring Well Installed:*
	Sample Type(s): Grab / Acetate Sleeve	*Boring Diameter:*	*Screened Interval:*
Weather:	*Logged By: B. Klaus*	*Date/Time Started:*	*Depth of Boring:*
Drilling Contractor:	*Ground Elevation:*	*Date/Time Finished:*	*Water Level:*

Depth (ft)	Geologic sample ID	Sample Depth (ft)	Blows per 6"	Recovery (inches)	Headspace (ppm)	U.S.C.S	**MATERIALS: Color, size, range, MAIN COMPONENT, minor component(s), moisture content, structure, angularity, maximum grain size, odor, and Geologic Unit (If Known)**	Lab Sample ID	Lab Sample Depth (Ft.)
61						SW	Well graded sand. Fine to coarse grain 10YR 4/1		
62					<2				
63				48					
64					<2				
65									
66							SAA		
67					<2				
68				36					
69					<2				
70									
71							SAA		
72					<2				
73				Note			Note: Core stuck in sleeves, so sample was bagged for PID reading, but since no elevated PID hits were detected, no soil sample is to be collected		
74					<2				
75									
76							SAA		
77					5				
78									
79					<2				
80							End of boring at 80 feet	on 4-17: B-5-S-N-80 @1515 on 4-18: B-5-W-N(76-80) @1130	

NOTES:

Checked by _____ Date:_____

AECOM	Client: MPCA		**BORING ID: B-6**
	Project Number: 60317420		
	Site Location: St. Louis Park, MN		
	Coordinates:	Elevation (TOC):	Sheet: 1 of 3
	Drilling Method: GeoProbe		Monitoring Well Installed: No
	Sample Type(s): Grab / Acetate Sleeve	Boring Diameter:	Screened Interval:
Weather:	Logged By: B. Klaus	Date/Time Started: 4-16-14	Depth of Boring: 50
Drilling Contractor: Matrix	Ground Elevation:	Date/Time Finished: 4-16-14	Water Level: 46.5

Depth (ft)	Geologic sample ID	Sample Depth (ft)	Blows per 6"	Recovery (inches)	Headspace (ppm)	U.S.C.S	MATERIALS: Color, size, range, MAIN COMPONENT, minor component(s), moisture content, structure, angularity, maximum grain size, odor, and Geologic Unit (If Known)	Lab Sample ID	Lab Sample Depth (Ft.)
1					<2	Fill	Asphalt fill	B-6-S-N-4 @1315	
2				30		SW	Well graded sand, fine to coarse grain, moist, 10YR 3/2.		
3					<2	SW	SAA, color change to 10YR 4/3		
4									
5									
6					<2				
7				18		SW	SAA, color change to 10YR 4/4		
8					<2				
9									
10									
11					<2		SAA		
12				36					
13					<2				
14									
15									
16					<2		SAA Crushed red rock from 17-17.5 feet		
17				30					
18					<2				
19									
20									

NOTES:

Checked by _____ Date:_____

AECOM	Client: MPCA		**BORING ID: B-6**
	Project Number: 60317420		
	Site Location:		
	Coordinates:	Elevation (TOC):	Sheet: 2 of 3
	Drilling Method:		Monitoring Well Installed:
	Sample Type(s): Grab / Acetate Sleeve	Boring Diameter:	Screened Interval:
Weather:	Logged By: B. Klaus	Date/Time Started:	Depth of Boring:
Drilling Contractor:	Ground Elevation:	Date/Time Finished:	Water Level:

Depth (ft)	Geologic sample ID	Sample Depth (ft)	Blows per 6"	Recovery (inches)	Headspace (ppm)	U.S.C.S	**MATERIALS: Color, size, range, MAIN COMPONENT, minor component(s), moisture content, structure, angularity, maximum grain size, odor, and Geologic Unit (If Known)**	Lab Sample ID	Lab Sample Depth (Ft.)
21					<2		SAA		
22				30					
23									
24					<2				
25						GW	Well graded gravel, large and small with powdered gravel and trace sand. White to grey		
26					<2	SW	SAA (sand), trace large gravel		
27				30					
28									
29					<2				
30									
31					<2		SAA		
32				24					
33									
34					<2				
35									
36					<2		SAA, some large gravel near bottom		
37				30					
38									
39					<2				
40									

NOTES:

Checked by _____ Date:_____

AECOM	*Client: MPCA*		***BORING ID: B-6***
	Project Number: 60317420		
	Site Location:		
	Coordinates:	*Elevation (TOC):*	*Sheet: 3 of 3*
	Drilling Method:		*Monitoring Well Installed:*
	Sample Type(s): Grab / Acetate Sleeve	*Boring Diameter:*	*Screened Interval:*
Weather:	*Logged By: B. Klaus*	*Date/Time Started:*	*Depth of Boring:*
Drilling Contractor:	*Ground Elevation:*	*Date/Time Finished:*	*Water Level:*

Depth (ft)	Geologic sample ID	Sample Depth (ft)	Blows per 6"	Recovery (inches)	Headspace (ppm)	U.S.C.S	**MATERIALS: Color, size, range, MAIN COMPONENT, minor component(s), moisture content, structure, angularity, maximum grain size, odor, and Geologic Unit (If Known)**	Lab Sample ID	Lab Sample Depth (Ft.)
41					<2		SAA, large gravel near bottom	B-6-S-N-48 @1320 B-6-W-N(46-50) @ 1340 B-6-W-Y(46-50) @1350	
42				30					
43					<2				
44									
45									
46					<2		SAA, wet at 48 feet		
47				30					
48					<2				
49									
50									
51							end of boring at 50 feet		
52									
53									
54									
55									
56									
57									
58									
59									
60									

NOTES:

Checked by _____ Date:_____

AECOM	*Client: MPCA*		***BORING ID: B-7***
	Project Number: 60317420		
	Site Location: St. Louis Park, MN		
	Coordinates:	*Elevation (TOC):*	*Sheet: 1 of 4*
	Drilling Method: GeoProbe		*Monitoring Well Installed: No*
	Sample Type(s): Grab / Acetate Sleeve	*Boring Diameter:*	*Screened Interval:*
Weather: Raining	*Logged By: B. Klaus*	*Date/Time Started: 4-24-14*	*Depth of Boring: 75 feet*
Drilling Contractor: Matrix	*Ground Elevation:*	*Date/Time Finished: 4-24-14*	*Water Level: 34.43*

Depth (ft)	Geologic sample ID	Sample Depth (ft)	Blows per 6"	Recovery (inches)	Headspace (ppm)	U.S.C.S	**MATERIALS: Color, size, range, MAIN COMPONENT, minor component(s), moisture content, structure, angularity, maximum grain size, odor, and Geologic Unit (If Known)**	Lab Sample ID	Lab Sample Depth (Ft.)
1						Fill	Asphalt fill		
						SW	Well graded sand, fine and medium grain, trace small gravel 10YR 3/2		
2					<2				
				30				B-7-S-N-4 @1245	
3									
							Well graded sand, fine to coarse grain, trace large and small gravel 10YR 4/4		
4					<2				
5									
6							SAA		
					<2				
7									
				30					
8									
9					<2				
10									
11							SAA		
					<2				
12									
				30					
13									
14					<2				
15									
16							SAA		
					<2				
17									
				30					
18									
19					<2				
20									

NOTES:

Checked by _____ Date:_____

AECOM	Client: MPCA		**BORING ID: B-7**
	Project Number: 60317420		
	Site Location:		
	Coordinates:	Elevation (TOC):	Sheet: 2 of 4
	Drilling Method:		Monitoring Well Installed:
	Sample Type(s): Grab / Acetate Sleeve	Boring Diameter:	Screened Interval:
Weather:	Logged By: B. Klaus	Date/Time Started:	Depth of Boring:
Drilling Contractor:	Ground Elevation:	Date/Time Finished:	Water Level:

Depth (ft)	Geologic sample ID	Sample Depth (ft)	Blows per 6"	Recovery (inches)	Headspace (ppm)	U.S.C.S	MATERIALS: Color, size, range, MAIN COMPONENT, minor component(s), moisture content, structure, angularity, maximum grain size, odor, and Geologic Unit (If Known)	Lab Sample ID	Lab Sample Depth (Ft.)
21					<2		SAA		
22				30					
23					<2				
24									
25									
26					<2		SAA, some 1 inch layers of different coloring (red, black and white)		
27				30					
28					<2				
29									
30									
31					<2		SAA mostly. Lots of varying layers in between sands. Large gravel, small gravel, fine sand and medium sand. Wet at 35 feet	B-7-S-N-34 @1235 B-7-W-N(36-40) @1345	
32				30					
33					<2				
34									
35						SP	Poorly graded sand. Fine grain. 10YR 3/4		
36					<2				
37				54					
38					<2				
39									
40						SW	(See next page)		

NOTES:

Checked by _____ Date:_____

AECOM	Client: MPCA		**BORING ID: B-7**
	Project Number: 60317420		
	Site Location:		
	Coordinates:	Elevation (TOC):	Sheet: 3 of 4
	Drilling Method:		Monitoring Well Installed:
	Sample Type(s): Grab / Acetate Sleeve	Boring Diameter:	Screened Interval:
Weather:	Logged By: B. Klaus	Date/Time Started:	Depth of Boring:
Drilling Contractor:	Ground Elevation:	Date/Time Finished:	Water Level:

Depth (ft)	Geologic sample ID	Sample Depth (ft)	Blows per 6"	Recovery (inches)	Headspace (ppm)	U.S.C.S	**MATERIALS: Color, size, range, MAIN COMPONENT, minor component(s), moisture content, structure, angularity, maximum grain size, odor, and Geologic Unit (If Known)**	Lab Sample ID	Lab Sample Depth (Ft.)
41					<2		Well graded fine to coarse grain. Color change at 43 feet to 10YR 4/1		
42				54					
43					<2				
44									
45									
46					<2		SAA		
47				48					
48					<2				
49									
50									
51					<2		SAA		
52				24					
53					<2				
54									
55									
56					<2		SAA		
57				60					
58					<2				
59									
60									

NOTES:

Checked by _____ Date:_____

AECOM	Client: MPCA		**BORING ID: B-7**
	Project Number: 60317420		
	Site Location:		
	Coordinates:	Elevation (TOC):	Sheet: 4 of 4
	Drilling Method:		Monitoring Well Installed:
	Sample Type(s): Grab / Acetate Sleeve	Boring Diameter:	Screened Interval:
Weather:	Logged By: B. Klaus	Date/Time Started:	Depth of Boring:
Drilling Contractor:	Ground Elevation:	Date/Time Finished:	Water Level:

Depth (ft)	Geologic sample ID	Sample Depth (ft)	Blows per 6"	Recovery (inches)	Headspace (ppm)	U.S.C.S	**MATERIALS: Color, size, range, MAIN COMPONENT, minor component(s), moisture content, structure, angularity, maximum grain size, odor, and Geologic Unit (If Known)**	Lab Sample ID	Lab Sample Depth (Ft.)
61					<2		SAA		
62				48					
63									
64					<2				
65									
66					<2	SP	Poorly graded sand. Fine grain. 10YR 3/3		
67				48					
68									
69					<2				
70									
71					<2				
72									
73						SW	Well graded sand, fine to medium grain	B-7-S-N-75 @1215 B-7-S-Y-75 @ 1230 B-7-W-N(71-75) @1515	
74					<2				
75									
76							end of boring at 75 feet		
77									
78									
79									
80									

NOTES:

Checked by _____ Date:_____

Appendix B

Sub-Slab Sampling Sheets

SUB-SLAB SOIL GAS SAMPLING DATA SHEET

Sampler's Name: Ben Klaus
Weather:
Unusual Conditions
Project St. Louis Park Inv
Location Audio By Design
AECOM project number 60317420
Sample ID number SSV-1 & SSV-1A Date sampled 3-26-14
Time 1000
Describe sampling point Northern end of building, flush mount with SS top

SAMPLE POINT CONSTRUCTION:

Type of vapor point installed = Cox-Colvin
Concrete slab thickness = 4 inches
Soil type beneath slab (i.e. silt, sand or clay) = Sand
Permanent or temporary point installed? = ☒ Permanent ☐ Temporary
Flush mount? = ☐ No ☒ Yes ☐ Not applicable (temporary) Cap or stopper? = ☐ No ☒ Yes ☐ Not applicable (temporary)
Sample port located away from footings and/or short circuit pathways (i.e. floor drains)? ☐ No ☒ Yes
Type of surface seal used (i.e. bentonite) = Self sealing Cox-Colvin

Notes =

PURGING INFORMATION:

Purging method (i.e. syringe) = Syringe
Sample train volume purged = 50 mL
Leak test/pressure performed and passed? = ☒ No ☐ Yes Type of leak/pressure test = Not performed

Notes =

SAMPLING INFORMATION

Vacuum regulator used? = ☐ No ☒ Yes
Size of regulator used (mL/min.)= 30 minute
Initial vacuum reading (in. of Hg) = -25/-30
Final vacuum reading (in. of Hg) = 0/0
Sample canister volume = 6 liter
Sample start time = 1013/1100
Sample end time = 1100/1149
Sample canister number = 1252/0582
Vacuum regulator number = ---
Lab analysis (i.e. TO-15) = TO-15
PID lamp (i.e. 10.6 eV or 11.7 eV) = 11.7
PID reading in vapor point post collection= <1 PID units PID reading in ambient air = <1 PID units

Notes =

SUB-SLAB SOIL GAS SAMPLING DATA SHEET

Sampler's Name: Ben Klaus
Unusual Conditions
Location Audio By Design
Sample ID number SSV-2 Date sampled 3-26-14
Describe sampling point In closet along southwestern wall

Weather:
Project St. Louis Park Inv
AECOM project number 60317420
Time 1000

SAMPLE POINT CONSTRUCTION:

Type of vapor point installed = Cox Colvin
Concrete slab thickness = 2.5 inches
Soil type beneath slab (i.e. silt, sand or clay) = sand
Permanent or temporary point installed? = ☒ Permanent ☐ Temporary
Flush mount? = ☒ No ☐ Yes ☐ Not applicable (temporary) Cap or stopper? = ☐ No ☒ Yes ☐ Not applicable (temporary)
Sample port located away from footings and/or short circuit pathways (i.e. floor drains)? ☐ No ☒ Yes
Type of surface seal used (i.e. bentonite) = self sealing Cox-Colvin

Notes = Concrete too thin to allow for flush mounted. Installed in closet

PURGING INFORMATION:

Purging method (i.e. syringe) = Syringe
Sample train volume purged = 50 mL
Leak test/pressure performed and passed? = ☒ No ☐ Yes Type of leak/pressure test = Test not performed

Notes =

SAMPLING INFORMATION

Vacuum regulator used? = ☐ No ☒ Yes Size of regulator used (mL/min.)= 30 min
Initial vacuum reading (in. of Hg) = -30 Final vacuum reading (in. of Hg) = 1
Sample canister volume = 6 liter
Sample start time = 1025 Sample end time = 1115
Sample canister number = 0543 Vacuum regulator number = ---
Lab analysis (i.e. TO-15) = TO-15
PID lamp (i.e. 10.6 eV or 11.7 eV) =
PID reading in vapor point post collection= <1 PID units PID reading in ambient air = <1 PID units

Notes =

AECOM

SUB-SLAB SOIL GAS SAMPLING DATA SHEET

Sampler's Name: Ben Klaus
Unusual Conditions
Location 6000 Goodrich (Tuskegee)
Sample ID number SSV-3 Date sampled 4-1-14
Describe sampling point

Weather:
Project St. Louis Park Inv.
AECOM project number 60317420
Time

SAMPLE POINT CONSTRUCTION:

Type of vapor point installed = —
Concrete slab thickness = —
Soil type beneath slab (i.e. silt, sand or clay) = —
Permanent or temporary point installed? = ☒ Permanent ☐ Temporary
Flush mount? = ☐ No ☒ Yes ☐ Not applicable (temporary) Cap or stopper? = ☐ No ☒ Yes ☐ Not applicable (temporary)
Sample port located away from footings and/or short circuit pathways (i.e. floor drains)? ☐ No ☒ Yes
Type of surface seal used (i.e. bentonite) = —

Notes =

PURGING INFORMATION:

Purging method (i.e. syringe) = —
Sample train volume purged = —
Leak test/pressure performed and passed? = ☐ No ☐ Yes Type of leak/pressure test = Not performed.

Notes =

SAMPLING INFORMATION

Vacuum regulator used? = ☐ No ☒ Yes Size of regulator used (mL/min.)= 30 m.n
Initial vacuum reading (in. of Hg) = -28 Final vacuum reading (in. of Hg) = 0
Sample canister volume = 6L
Sample start time = 1550 Sample end time = 1650
Sample canister number = 2089 Vacuum regulator number = —
Lab analysis (i.e. TO-15) = TO-15
PID lamp (i.e. 10.6 eV or 11.7 eV) = 11.7
PID reading in vapor point post collection= — PID units PID reading in ambient air = — PID units

Notes =

AECOM

SUB-SLAB SOIL GAS SAMPLING DATA SHEET

Sampler's Name: Ben Ihlaus
Unusual Conditions
Location 6008 Goodrich (Hawthinson)
Sample ID number SSV-4 Date sampled 4-1-14
Describe sampling point

Weather:
Project St. Louis Park Inn
AECOM project number 60317420
Time

SAMPLE POINT CONSTRUCTION:

Type of vapor point installed = None (prior installed)
Concrete slab thickness = ?
Soil type beneath slab (i.e. silt, sand or clay) = ?
Permanent or temporary point installed? = ☒ Permanent ☐ Temporary
Flush mount? = ☐ No ☒ Yes ☐ Not applicable (temporary) Cap or stopper? = ☐ No ☒ Yes ☐ Not applicable (temporary)
Sample port located away from footings and/or short circuit pathways (i.e. floor drains)? ☐ No ☒ Yes
Type of surface seal used (i.e. bentonite) = ?

Notes =

PURGING INFORMATION:

Purging method (i.e. syringe) = ~~Was~~ None
Sample train volume purged = —
Leak test/pressure performed and passed? = ☒ No ☐ Yes Type of leak/pressure test = not done.

Notes =

SAMPLING INFORMATION

Vacuum regulator used? = ☐ No ☒ Yes
Initial vacuum reading (in. of Hg) = -28
Sample canister volume = 6LC
Sample start time = 1706
Sample canister number = 2329
Lab analysis (i.e. TO-15) = TO15
PID lamp (i.e. 10.6 eV or 11.7 eV) =
PID reading in vapor point post collection= — PID units

Size of regulator used (mL/min.)= 30 m.n
Final vacuum reading (in. of Hg) = 0
Sample end time = 1801
Vacuum regulator number =
PID reading in ambient air = — PID units

Notes =

AECOM

SUB-SLAB SOIL GAS SAMPLING DATA SHEET

Sampler's Name: Ben Klaus
Unusual Conditions
Location 3375 Brownlow (Valenzy)
Sample ID number SSU-5 Date sampled 4-3-14
Describe sampling point

Weather:
Project Lt. Comi Park Inv.
AECOM project number 60317420
Time

SAMPLE POINT CONSTRUCTION:

Type of vapor point installed = temp. Cox colvin
Concrete slab thickness = 2-3"
Soil type beneath slab (i.e. silt, sand or clay) = sand
Permanent or temporary point installed? = ☐ Permanent ☒ Temporary
Flush mount? = ☐ No ☐ Yes ☒ Not applicable (temporary) Cap or stopper? = ☐ No ☐ Yes ☒ Not applicable (temporary)
Sample port located away from footings and/or short circuit pathways (i.e. floor drains)? ☐ No ☒ Yes
Type of surface seal used (i.e. bentonite) = floor seal.

Notes =

PURGING INFORMATION:

Purging method (i.e. syringe) = PID
Sample train volume purged = –
Leak test/pressure performed and passed? = ☒ No ☒ Yes Type of leak/pressure test = ~~[illegible]~~

Notes =

SAMPLING INFORMATION

Vacuum regulator used? = ☐ No ☒ Yes
Initial vacuum reading (in. of Hg) = -22
Sample canister volume = 6
Sample start time = 1336
Sample canister number = 0531
Lab analysis (i.e. TO-15) = TO15
PID lamp (i.e. 10.6 eV or 11.7 eV) = 11.7
PID reading in vapor point post collection= 0.1 PID units

Size of regulator used (mL/min.)= 30 min
Final vacuum reading (in. of Hg) = 0
Sample end time = 1425
Vacuum regulator number = –
PID reading in ambient air = 0 PID units

Notes =

AECOM

SUB-SLAB SOIL GAS SAMPLING DATA SHEET

Sampler's Name: Ben Klaus
Unusual Conditions
Location 3354 Brownlow (Lancaster)
Sample ID number SSV-6 Date sampled 4-3-14
Describe sampling point

Weather:
Project 60317400 St. Louis Park inv.
AECOM project number
Time

SAMPLE POINT CONSTRUCTION:

Type of vapor point installed = —
Concrete slab thickness = —
Soil type beneath slab (i.e. silt, sand or clay) = —
Permanent or temporary point installed? = ☒ Permanent ☐ Temporary
Flush mount? = ☐ No ☒ Yes ☐ Not applicable (temporary) Cap or stopper? = ☐ No ☒ Yes ☐ Not applicable (temporary)
Sample port located away from footings and/or short circuit pathways (i.e. floor drains)? ☐ No ☒ Yes
Type of surface seal used (i.e. bentonite) = ?

Notes =

PURGING INFORMATION:

Purging method (i.e. syringe) = PID
Sample train volume purged = ?
Leak test/pressure performed and passed? = ~~☐ No ☒ Yes~~ Type of leak/pressure test = ~~Helium~~ Clay

Notes =

SAMPLING INFORMATION

Vacuum regulator used? = ☐ No ☒ Yes
Initial vacuum reading (in. of Hg) = -27
Sample canister volume = 6 Lc
Sample start time = ~~1454~~ 1453
Sample canister number = ~~0331~~ 1208
Lab analysis (i.e. TO-15) = TO-15
PID lamp (i.e. 10.6 eV or 11.7 eV) = 11.7
PID reading in vapor point post collection = 0.2 PID units

Size of regulator used (mL/min.) = 30m.L
Final vacuum reading (in. of Hg) = 0
Sample end time = 1542
Vacuum regulator number = —
PID reading in ambient air = 0 PID units

Notes =

AECOM

SUB-SLAB SOIL GAS SAMPLING DATA SHEET

Sampler's Name: Ben Klaus
Unusual Conditions: None
Location: Basement: 3770 Colorado ~~Ave.~~ Street
Sample ID number: SSV-7 Date sampled: 4-8-14
Describe sampling point: Floor in Northwest corner of basement.

Weather: Sunny, 50°F
Project: St. Louis Park Investigation
AECOM project number: 60312420
Time: 1315

SAMPLE POINT CONSTRUCTION:

Type of vapor point installed = Cox Colvin
Concrete slab thickness = ~3"
Soil type beneath slab (i.e. silt, sand or clay) = Sand
Permanent or temporary point installed? = ☐ Permanent ☒ Temporary
Flush mount? = ☐ No ☐ Yes ☒ Not applicable (temporary) Cap or stopper? = ☐ No ☐ Yes ☒ Not applicable (temporary)
Sample port located away from footings and/or short circuit pathways (i.e. floor drains)? ☐ No ☒ Yes
Type of surface seal used (i.e. bentonite) = "Floor Seal"

Notes =

PURGING INFORMATION:

Purging method (i.e. syringe) = PID suction
Sample train volume purged = unsure at least 1 minute.
Leak test/pressure performed and passed? = ☐ No ☒ Yes Type of leak/pressure test = PVC, clay, water.

Notes =

SAMPLING INFORMATION

Vacuum regulator used? = ☐ No ☒ Yes
Initial vacuum reading (in. of Hg) = -29
Sample canister volume = 6L
Sample start time = 1323
Sample canister number = 2062
Lab analysis (i.e. TO-15) = TO-15
PID lamp (i.e. 10.6 eV or 11.7 eV) = 11.7
PID reading in vapor point post collection= 0.0 PID units

Size of regulator used (mL/min.)= 30 minute
Final vacuum reading (in. of Hg) = ~~0~~ -1
Sample end time = 1425
Vacuum regulator number = —
PID reading in ambient air = 0.0 PID units

Notes =

AECOM

SUB-SLAB SOIL GAS SAMPLING DATA SHEET

Sampler's Name: Ben Klaus
Unusual Conditions None.
Location 378 Brunswick (Tom Lawson)
Sample ID number SSV-8 Date sampled 4-9-14
Describe sampling point Floor, basement near furnace

Weather: _____
Project _____
AECOM project number 60312420
Time 1445

SAMPLE POINT CONSTRUCTION:

Type of vapor point installed = _____
Concrete slab thickness = unknown
Soil type beneath slab (i.e. silt, sand or clay) = unknown
Permanent or temporary point installed? = ☒ Permanent ☐ Temporary
Flush mount? = ☐ No ☒ Yes ☐ Not applicable (temporary) Cap or stopper? = ☐ No ☒ Yes ☐ Not applicable (temporary)
Sample port located away from footings and/or short circuit pathways (i.e. floor drains)? ☐ No ☒ Yes
Type of surface seal used (i.e. bentonite) = None

Notes = _____

PURGING INFORMATION:

Purging method (i.e. syringe) = Syringe
Sample train volume purged = _____
Leak test/pressure performed and passed? = ☐ No ☒ Yes Type of leak/pressure test = H2O, Vac

Notes = _____

SAMPLING INFORMATION

Vacuum regulator used? = ☐ No ☐ Yes Size of regulator used (mL/min.)= 30 ml/m
Initial vacuum reading (in. of Hg) = -29 Final vacuum reading (in. of Hg) = _____
Sample canister volume = 6L
Sample start time = 1701 Sample end time = _____
Sample canister number = 1720 Vacuum regulator number = 4
Lab analysis (i.e. TO-15) = TO-15
PID lamp (i.e. 10.6 eV or 11.7 eV) = 11.7 03
PID reading in vapor point post collection= _____ PID units PID reading in ambient air = 0 PID units

Notes = _____

AECOM

SUB-SLAB SOIL GAS SAMPLING DATA SHEET

Sampler's Name: Ben Klaas
Unusual Conditions none
Location South Peterson
Sample ID number SSV-9 Date sampled 4-10-14
Describe sampling point in closet by furnace

Weather:
Project St. Louis Park Inn
AECOM project number 60313420
Time 1725

SAMPLE POINT CONSTRUCTION:

Type of vapor point installed = Permanent : VOC abatement
Concrete slab thickness = unknown
Soil type beneath slab (i.e. silt, sand or clay) = unknown
Permanent or temporary point installed? = ☒ Permanent ☐ Temporary
Flush mount? = ☐ No ☒ Yes ☐ Not applicable (temporary) Cap or stopper? = ☐ No ☒ Yes ☐ Not applicable (temporary)
Sample port located away from footings and/or short circuit pathways (i.e. floor drains)? ☒ No ☐ Yes
Type of surface seal used (i.e. bentonite) = unknown

Notes =

PURGING INFORMATION:

Purging method (i.e. syringe) = syringe
Sample train volume purged = 10 mL
Leak test/pressure performed and passed? = ☐ No ☒ Yes Type of leak/pressure test = clay, H_2O

Notes =

SAMPLING INFORMATION

Vacuum regulator used? = ☐ No ☒ Yes
Initial vacuum reading (in. of Hg) = -26
Sample canister volume = 6LC
Sample start time = 1738
Sample canister number = 2036
Lab analysis (i.e. TO-15) = TO-15
PID lamp (i.e. 10.6 eV or 11.7 eV) = 11.7
PID reading in vapor point post collection= 0.1 PID units

Size of regulator used (mL/min.)= 30 min
Final vacuum reading (in. of Hg) = 0
Sample end time = 1828
Vacuum regulator number =
PID reading in ambient air = 0 PID units

Notes =

AECOM

SUB-SLAB SOIL GAS SAMPLING DATA SHEET

Sampler's Name: Ben Klaus
Unusual Conditions None
Location 6216 Oxford
Sample ID number SSV-10 Date sampled 4-15-14
Describe sampling point

Weather: Sunny, 30°F
Project St Louis Park Env.
AECOM project number 60317428
Time

SAMPLE POINT CONSTRUCTION:

Type of vapor point installed = Cox Colvin
Concrete slab thickness = ~~unknown~~ 4 inches
Soil type beneath slab (i.e. silt, sand or clay) = ~~unknown~~ sand
Permanent or temporary point installed? = [X] Permanent [ ] Temporary
Flush mount? = [ ] No [X] Yes [ ] Not applicable (temporary) Cap or stopper? = [ ] No [X] Yes [ ] Not applicable (temporary)
Sample port located away from footings and/or short circuit pathways (i.e. floor drains)? [ ] No [X] Yes
Type of surface seal used (i.e. bentonite) = ~~unknown~~ None.

Notes =

PURGING INFORMATION:

Purging method (i.e. syringe) = Syringe
Sample train volume purged = 40 mL
Leak test/pressure performed and passed? = [ ] No [X] Yes Type of leak/pressure test = H_2O, ~~soapy~~

Notes =

SAMPLING INFORMATION

Vacuum regulator used? = [ ] No [X] Yes
Initial vacuum reading (in. of Hg) = -2
Sample canister volume = 6L
Sample start time = 1350
Sample canister number = 1214
Lab analysis (i.e. TO-15) = TO-15
PID lamp (i.e. 10.6 eV or 11.7 eV) = 11.7
PID reading in vapor point post collection= 0.0 PID units

Size of regulator used (mL/min.)= 30 min
Final vacuum reading (in. of Hg) = -1
Sample end time = 1450
Vacuum regulator number = 5
PID reading in ambient air = 0 PID units

Notes =

AECOM

SUB-SLAB SOIL GAS SAMPLING DATA SHEET

Sampler's Name: Ben Klaus
Unusual Conditions —
Location Hillcrest 6005 Oxford
Sample ID number SSV-11 + SSV-11A Date sampled 4-23-14
Describe sampling point floor near stairs

Weather: —
Project St. Louis Park Inv.
AECOM project number 60317421
Time 1340

SAMPLE POINT CONSTRUCTION:

Type of vapor point installed = perm. w/ vapor system
Concrete slab thickness = ?
Soil type beneath slab (i.e. silt, sand or clay) = ?
Permanent or temporary point installed? = ☒ Permanent ☐ Temporary
Flush mount? = ☐ No ☒ Yes ☐ Not applicable (temporary) Cap or stopper? = ☐ No ☒ Yes ☐ Not applicable (temporary)
Sample port located away from footings and/or short circuit pathways (i.e. floor drains)? ☐ No ☒ Yes
Type of surface seal used (i.e. bentonite) = mum

Notes =

PURGING INFORMATION:

Purging method (i.e. syringe) = syringe
Sample train volume purged = 10 mL on
Leak test/pressure performed and passed? = ☐ No ☒ Yes Type of leak/pressure test = H_2O. Clay

Notes =

SAMPLING INFORMATION

Vacuum regulator used? = ☐ No ☒ Yes
Initial vacuum reading (in. of Hg) = -27/-29
Sample canister volume = 6L
Sample start time = 1342
Sample canister number = 0688/0691
Lab analysis (i.e. TO-15) = TO-15
PID lamp (i.e. 10.6 eV or 11.7 eV) = 11.7
PID reading in vapor point post collection= 0.1 PID units

Size of regulator used (mL/min.)= 30 mm
Final vacuum reading (in. of Hg) = 0/0
Sample end time = 1430
Vacuum regulator number = —
PID reading in ambient air = 0 PID units

Notes =

AECOM

SUB-SLAB SOIL GAS SAMPLING DATA SHEET

Sampler's Name: Ben Klaus
Unusual Conditions —
Location 6018 Goodrich
Sample ID number SSV-12 Date sampled 4-29-14
Describe sampling point middle of basement

Weather: —
Project St. Louis Park Inn
AECOM project number 60317420
Time 1010

SAMPLE POINT CONSTRUCTION:

Type of vapor point installed = temp Cox Colvin
Concrete slab thickness = 4"
Soil type beneath slab (i.e. silt, sand or clay) = sand
Permanent or temporary point installed? = ☐ Permanent ☒ Temporary
Flush mount? = ☐ No ☐ Yes ☒ Not applicable (temporary) Cap or stopper? = ☐ No ☐ Yes ☒ Not applicable (temporary)
Sample port located away from footings and/or short circuit pathways (i.e. floor drains)? ☐ No ☒ Yes
Type of surface seal used (i.e. bentonite) = floor seal

Notes =

PURGING INFORMATION:

Purging method (i.e. syringe) = Syring
Sample train volume purged = 20 mL
Leak test/pressure performed and passed? = ☐ No ☒ Yes Type of leak/pressure test = H_2O / Clay

Notes =

SAMPLING INFORMATION

Vacuum regulator used? = ☐ No ☒ Yes
Initial vacuum reading (in. of Hg) = -22
Sample canister volume = 6 cc
Sample start time = 1620
Sample canister number = 0519
Lab analysis (i.e. TO-15) = TO-15
PID lamp (i.e. 10.6 eV or 11.7 eV) = 11.7
PID reading in vapor point post collection= 0 PID units

Size of regulator used (mL/min.)= 30 min
Final vacuum reading (in. of Hg) = -1
Sample end time = 1715
Vacuum regulator number = —
PID reading in ambient air = 0 PID units

Notes =

AECOM

SUB-SLAB SOIL GAS SAMPLING DATA SHEET

Sampler's Name: Ben Klaus
Unusual Conditions: —
Location: 6232 Oxford (Simonetti)
Sample ID number: SSV-13
Date sampled: 5-1-14
Describe sampling point: furnace room

Weather: raining
Project: St. Louis Park inv.
AECOM project number: 60317430
Time: 1005

SAMPLE POINT CONSTRUCTION:

Type of vapor point installed = May
Concrete slab thickness = unknown
Soil type beneath slab (i.e. silt, sand or clay) = unknown
Permanent or temporary point installed? = ☒ Permanent ☐ Temporary
Flush mount? = ☐ No ☒ Yes ☐ Not applicable (temporary) Cap or stopper? = ☐ No ☒ Yes ☐ Not applicable (temporary)
Sample port located away from footings and/or short circuit pathways (i.e. floor drains)? ☐ No ☒ Yes
Type of surface seal used (i.e. bentonite) = unknown

Notes =

PURGING INFORMATION:

Purging method (i.e. syringe) = Syringe
Sample train volume purged = 10 mL
Leak test/pressure performed and passed? = ☐ No ☒ Yes Type of leak/pressure test = Helium, clay

Notes =

SAMPLING INFORMATION

Vacuum regulator used? = ☐ No ☒ Yes
Initial vacuum reading (in. of Hg) = -27
Sample canister volume = 6 L
Sample start time = ~~1351~~ 1225
Sample canister number = 3378
Lab analysis (i.e. TO-15) = TO-15
PID lamp (i.e. 10.6 eV or 11.7 eV) = 11.7
PID reading in vapor point post collection= 0 PID units

Size of regulator used (mL/min.)= 200 mL/min
Final vacuum reading (in. of Hg) = -1
Sample end time = 1315
Vacuum regulator number = _____
PID reading in ambient air = 0 PID units

Notes =

AECOM

SUB-SLAB SOIL GAS SAMPLING DATA SHEET

Sampler's Name: Ben Klaus
Unusual Conditions
Location 6030 Oxford (Agen)
Sample ID number SSV-14 Date sampled 5-21-14
Describe sampling point

Weather:
Project St. Louis Parks Env.
AECOM project number 60317420
Time 1015

SAMPLE POINT CONSTRUCTION:

Type of vapor point installed = —
Concrete slab thickness = —
Soil type beneath slab (i.e. silt, sand or clay) = —
Permanent or temporary point installed? = ☒ Permanent ☐ Temporary
Flush mount? = ☐ No ☒ Yes ☐ Not applicable (temporary) Cap or stopper? = ☐ No ☒ Yes ☐ Not applicable (temporary)
Sample port located away from footings and/or short circuit pathways (i.e. floor drains)? ☐ No ☒ Yes
Type of surface seal used (i.e. bentonite) = —

Notes = previously installed by EPA contractors

PURGING INFORMATION:

Purging method (i.e. syringe) = Syringe.
Sample train volume purged = 20 mL
Leak test/pressure performed and passed? = ☐ No ☒ Yes Type of leak/pressure test = H_2O, clay

Notes =

SAMPLING INFORMATION

Vacuum regulator used? = ☐ No ☒ Yes Size of regulator used (mL/min.)= 30 min
Initial vacuum reading (in. of Hg) = -27 Final vacuum reading (in. of Hg) = 0
Sample canister volume = 6L
Sample start time = 1026 Sample end time = 1119
Sample canister number = 1275 Vacuum regulator number = —
Lab analysis (i.e. TO-15) = TO-15
PID lamp (i.e. 10.6 eV or 11.7 eV) = 11.7
PID reading in vapor point post collection= 0.1 PID units PID reading in ambient air = 0.1 PID units

Notes =

AECOM

SUB-SLAB SOIL GAS SAMPLING DATA SHEET

Sampler's Name: Ben Klaus
Unusual Conditions
Location North of Bryant Graphics
Sample ID number SSV-15 Date sampled 5-28-14
Describe sampling point

Weather:
Project St. Louis Park Inn
AECOM project number 60317420
Time 1300

SAMPLE POINT CONSTRUCTION:

Type of vapor point installed = Cox Colvin
Concrete slab thickness = ~6"
Soil type beneath slab (i.e. silt, sand or clay) = Sand
Permanent or temporary point installed? = ☒ Permanent ☐ Temporary
Flush mount? = ☐ No ☒ Yes ☐ Not applicable (temporary) Cap or stopper? = ☐ No ☒ Yes ☐ Not applicable (temporary)
Sample port located away from footings and/or short circuit pathways (i.e. floor drains)? ☐ No ☒ Yes
Type of surface seal used (i.e. bentonite) = None - self sealing.

Notes =

PURGING INFORMATION:

Purging method (i.e. syringe) = Syringe
Sample train volume purged = 30 mL
Leak test/pressure performed and passed? = ☒ No ☐ Yes Type of leak/pressure test = Self sealing Cox-Colvin

Notes =

SAMPLING INFORMATION

Vacuum regulator used? = ☐ No ☒ Yes
Initial vacuum reading (in. of Hg) = -.29
Sample canister volume = 6L
Sample start time = 1307
Sample canister number = 0690
Lab analysis (i.e. TO-15) = TO-15
PID lamp (i.e. 10.6 eV or 11.7 eV) = 11.7
PID reading in vapor point post collection= 2.5 PID units

Size of regulator used (mL/min.)= 30 min
Final vacuum reading (in. of Hg) = -1
Sample end time = 1357
Vacuum regulator number = —
PID reading in ambient air = 45 PID units

Notes =

AECOM

SUB-SLAB SOIL GAS SAMPLING DATA SHEET

Sampler's Name: Ben Klaus
Unusual Conditions
Location Middle Ag Bryan T Graphics
Sample ID number SSV-116 Date sampled 5-28-14
Describe sampling point

Weather:
Project St. Louis Park Jail
AECOM project number 60315420
Time 1300

SAMPLE POINT CONSTRUCTION:

Type of vapor point installed = Cox - Colvin
Concrete slab thickness = 6"
Soil type beneath slab (i.e. silt, sand or clay) = sand
Permanent or temporary point installed? = ☒ Permanent ☐ Temporary
Flush mount? = ☐ No ☒ Yes ☐ Not applicable (temporary) Cap or stopper? = ☐ No ☒ Yes ☐ Not applicable (temporary)
Sample port located away from footings and/or short circuit pathways (i.e. floor drains)? ☐ No ☒ Yes
Type of surface seal used (i.e. bentonite) = none.

Notes =

PURGING INFORMATION:

Purging method (i.e. syringe) = Syringe
Sample train volume purged = 30 mL
Leak test/pressure performed and passed? = ☒ No ☐ Yes Type of leak/pressure test = Cox - Colvin soapy

Notes =

SAMPLING INFORMATION

Vacuum regulator used? = ☐ No ☒ Yes
Initial vacuum reading (in. of Hg) = -29
Sample canister volume = 6L
Sample start time = 1308
Sample canister number = 0650
Lab analysis (i.e. TO-15) = TO15
PID lamp (i.e. 10.6 eV or 11.7 eV) = 11.7
PID reading in vapor point post collection= 1.4 PID units

Size of regulator used (mL/min.)= 30mL
Final vacuum reading (in. of Hg) = -1
Sample end time = 1357
Vacuum regulator number = -
PID reading in ambient air = 45 PID units

Notes =

AECOM

SUB-SLAB SOIL GAS SAMPLING DATA SHEET

Sampler's Name: Ben Klaus
Unusual Conditions
Location 3404 Library Lane (Southern installed pod E. Storage)
Sample ID number SSV-17 Date sampled 6-9-14
Describe sampling point

Weather:
Project St. Louis Park Inv.
AECOM project number 60317420
Time

SAMPLE POINT CONSTRUCTION:

Type of vapor point installed = Cox-Colvin
Concrete slab thickness = 6"
Soil type beneath slab (i.e. silt, sand or clay) = sand
Permanent or temporary point installed? = ☒ Permanent ☐ Temporary
Flush mount? = ☐ No ☒ Yes ☐ Not applicable (temporary) Cap or stopper? = ☐ No ☒ Yes ☐ Not applicable (temporary)
Sample port located away from footings and/or short circuit pathways (i.e. floor drains)? ☐ No ☒ Yes
Type of surface seal used (i.e. bentonite) = self sealing

Notes =

PURGING INFORMATION:

Purging method (i.e. syringe) = Syringe
Sample train volume purged = 20mL
Leak test/pressure performed and passed? = ☒ No ☐ Yes Type of leak/pressure test = self sealing

Notes =

SAMPLING INFORMATION

Vacuum regulator used? = ☐ No ☒ Yes Size of regulator used (mL/min.)= 30 min
Initial vacuum reading (in. of Hg) = -26 Final vacuum reading (in. of Hg) = 0
Sample canister volume = 6L
Sample start time = 1020 Sample end time = 1110
Sample canister number = 0134 Vacuum regulator number = —
Lab analysis (i.e. TO-15) = TO-15
PID lamp (i.e. 10.6 eV or 11.7 eV) = 11.7
PID reading in vapor point post collection= 0.1 PID units PID reading in ambient air = 0.1 PID units

Notes =

AECOM

SUB-SLAB SOIL GAS SAMPLING DATA SHEET

Sampler's Name: Ben Klaus
Weather: _____
Unusual Conditions _____
Project St. Louis Park Inv.
Location 3404 Library Lane (Northern installed point. Mech)
AECOM project number 60317400
Sample ID number SSV18
Date sampled 6-9-14
Time 0945
Describe sampling point _____

SAMPLE POINT CONSTRUCTION:

Type of vapor point installed = Permanent Cox-Colvin
Concrete slab thickness = 4"
Soil type beneath slab (i.e. silt, sand or clay) = sand
Permanent or temporary point installed? = ☒ Permanent ☐ Temporary
Flush mount? = ☐ No ☒ Yes ☐ Not applicable (temporary) Cap or stopper? = ☐ No ☒ Yes ☐ Not applicable (temporary)
Sample port located away from footings and/or short circuit pathways (i.e. floor drains)? ☐ No ☒ Yes
Type of surface seal used (i.e. bentonite) = None - self sealing.

Notes = _____

PURGING INFORMATION:

Purging method (i.e. syringe) = Syringe
Sample train volume purged = 30mL
Leak test/pressure performed and passed? = ☒ No ☐ Yes Type of leak/pressure test = self sealing

Notes = _____

SAMPLING INFORMATION

Vacuum regulator used? = ☐ No ☒ Yes Size of regulator used (mL/min.)= 30min
Initial vacuum reading (in. of Hg) = -28 Final vacuum reading (in. of Hg) = -4
Sample canister volume = 6L
Sample start time = 1018 Sample end time = 1119
Sample canister number = 0126 Vacuum regulator number = _____
Lab analysis (i.e. TO-15) = TO-15
PID lamp (i.e. 10.6 eV or 11.7 eV) = 11.7
PID reading in vapor point post collection= <1 PID units PID reading in ambient air = <1 PID units

Notes = _____

Appendix C

Monitoring Well Sampling Forms

AECOM

SAMPLING INFORMATION FORM

AECOM
800 LaSalle Ave Suite 110
Minneapolis MN 55402

Sampler's Name: Ben Klaus / ~~Scott Buchan~~
Unusual Conditions
Location St. Louis Park, MN
Sample ID number SLP-01 Date sampled 5-12-14
Describe sampling point
Unique Well Number 763378

Weather:
Project St. Louis Park Inv
Project number 60317420
Time 1255

MONITORING WELL INFORMATION: (If Applicable)

Monitoring point elevation = Datum = Water elevation = 54.82
Well depth (prior to sampling) = feet below monitoring point (mp)
Depth to water (below mp) = 54.82 feet Date 5-12-14 Time 1300
Well diameter = 2 inches Water level above screen? ____ No ____ Yes ____ feet
Volume of water in well = gallons

PURGING INFORMATION:

Purging method: Bailer ____ Submersible pump X Tap ____ Other ____
Tubing type: Teflon ____ Black poly ____ Other ____
Pump intake or bailer set at ~~95~~ 90 feet below monitoring point (mp).
Discharge rate (if applicable) ____ gpm x 0.1336806 = ____ cfm
At least ~3 well volumes evacuated before sampling, totaling ____ gallons.

SAMPLING INFORMATION

Sampling method: Bailer ____ Tap ____ Other X tubing gp Pump
Tubing type (if applicable): Teflon ____ Other ____
~~Bailer was: Disposable ____ Laboratory cleaned ____~~ Field cleaned ____ Other X
Sample collected from ____ feet below monitoring point. (mp)
Sample collection discharge rate (if applicable): = ____ gpm
Sample appearance Clear Odor None
Note any sampling observations if necessary
Sheen on surface
Metals field filtered? Yes X No (N/A)
Chemical Analysis VOC 8260
Equipment Calibration **pH = 7,4,10,7 Conductivity = 1413 µs/cm @**

FIELD STABILIZATION

Military time	pH	Redox Pot.	Temperature corrected conductance [ms/cm]	Temperature [°C]	Water Level (nearest 0.01 ft.)	Cumulative volume of water removed [gal.]
1305	8.56	-156	.470	11.49	55.23	—
1310	8.61	-279	0.471	12.06	55.43	1
1321	8.73	-348	.472	11.41	55.51	5
1330	8.74	-360	.492	11.27	55.95	9
1340	8.61	-397	.578	11.22	56.03	14
1346	7.40	-210	1.034	11.15	55.92	18
1354	7.27	-198.0	1.059	11.12	55.94	22
1400	7.26	-193.6	1.065	11.09	55.90	28
1406	Sample					

AECOM

SAMPLING INFORMATION FORM

AECOM
800 LaSalle Ave Suite 110
Minneapolis MN 55402

Sampler's Name: Ben Klaus / Scott Budahn
Unusual Conditions
Location St. Louis Park, MN
Sample ID number SLP-02 Date sampled 5-13-14
Describe sampling point
Unique Well Number 763377

Weather: cloudy
Project St. Louis Park Inv
Project number 60317420
Time 0830

MONITORING WELL INFORMATION: (If Applicable)

Monitoring point elevation = Datum = Water elevation =
Well depth (prior to sampling) = 44.8 feet below monitoring point (mp)
Depth to water (below mp) = 44.8 feet Date 5-13-14 Time 835
Well diameter = 2 inches Water level above screen? ____ No ____ Yes ____ feet
Volume of water in well = gallons

PURGING INFORMATION:

Purging method: Bailer Submersible pump X Tap Other
Tubing type: Teflon Black poly Other
Pump intake or bailer set at 70' feet below monitoring point (mp).
Discharge rate (if applicable) gpm x 0.1336806 = cfm
At least well volumes evacuated before sampling, totaling gallons.

SAMPLING INFORMATION

Sampling method: Bailer Tap Other Submersible
Tubing type (if applicable): Teflon Other
Bailer was: Disposable Laboratory cleaned Field cleaned Other N/A.
Sample collected from 70 feet below monitoring point. (mp)
Sample collection discharge rate (if applicable): = gpm
Sample appearance clear Odor slight.
Note any sampling observations if necessary
Sheen on surface No.
Metals field filtered? Yes No (N/A)
Chemical Analysis 8260
Equipment Calibration pH = 7,4,10,7 Conductivity = 1413 µs/cm @ 0820

FIELD STABILIZATION

Military time	pH	Redox Pot.	Temperature corrected conductance [ms/cm]	Temperature [°C]	Water Level (nearest 0.01 ft.)	Cumulative volume of water removed [gal.]
0900	9.23	-145.0	0.403	11.79°C	45.13	-
0910	7.39	-199.4	0.924	11.56°C	45.12	7
6918	7.30	-178.9	1.358	11.52°C	45.00	14
0925	7.20	-177.0	1.355	11.51	45.03	14
0935	7.18	-177.3	1.363	11.54	45.01	18
0940	7.18	-177.6	1.366	11.55	45.01	20

Sampling forms complete @ 0945.

AECOM

SAMPLING INFORMATION FORM

AECOM
800 LaSalle Ave Suite 110
Minneapolis MN 55402

Sampler's Name: Ben Klaus / ~~Scott Budahn~~
Unusual Conditions
Location St. Louis Park, MN
Sample ID number SLP-03 Date sampled 5-12-14
Describe sampling point
Unique Well Number 763376

Weather:
Project St. Louis Park Inv
Project number 60317420
Time 1415

MONITORING WELL INFORMATION: (If Applicable)

Monitoring point elevation = Datum = Water elevation =
Well depth (prior to sampling) = feet below monitoring point (mp)
Depth to water (below mp) = 44.31 feet Date 5-12-14 Time 1420
Well diameter = inches Water level above screen? ____ No ____ Yes ____ feet
Volume of water in well = gallons

PURGING INFORMATION:

Purging method: Bailer ____ Submersible pump X Tap ____ Other ____
Tubing type: Teflon ____ Black poly ____ Other ____
Pump intake or bailer set at 70 feet below monitoring point (mp).
Discharge rate (if applicable) 0.4 gpm x 0.1336806 = ____ cfm
At least ____ well volumes evacuated before sampling, totaling ____ gallons.

SAMPLING INFORMATION

Sampling method: Bailer ____ Tap ____ Other Sub.
Tubing type (if applicable): Teflon ____ Other ____
Bailer was: Disposable ____ Laboratory cleaned ____ Field cleaned ____ Other ____
Sample collected from 70 feet below monitoring point. (mp)
Sample collection discharge rate (if applicable): = ____ gpm
Sample appearance ____ Odor ____
Note any sampling observations if necessary
Sheen on surface
Metals field filtered? Yes No (N/A)
Chemical Analysis VOC 8260
Equipment Calibration pH = 7,4,10,7 Conductivity = 1413 µs/cm @ lab

FIELD STABILIZATION

Military time	pH	Redox Pot.	Temperature corrected conductance [ms/cm]	Temperature [°C]	Water Level (nearest 0.01 ft.)	Cumulative volume of water removed [gal.]
1441	7.77	-182.6	1.547	12.45	44.51	-
1444	7.59	-182.5	1.588	12.43	44.46	2
1450	7.34	-163.7	1.624	12.72	44.53	4
1500	7.23	-147.5	1.642	12.36	44.52	8
1505	7.16	-154.3	1.642	12.32	44.52	12
1509	7.15	-156.1	1.642	12.31	44.49	16
1515	7.13	-157	1638	12.3		20

Sampling forms

Sample @ 1520

AECOM

SAMPLING INFORMATION FORM

AECOM
800 LaSalle Ave Suite 110
Minneapolis MN 55402

Sampler's Name: Ben Klaus / Scott Budahn
Unusual Conditions
Location St. Louis Park, MN
Sample ID number SLP-04 Date sampled 5-13-14
Describe sampling point
Unique Well Number 703379

Weather: Cloudy.
Project St. Louis Park Inv
Project number 60317420
Time 1000

MONITORING WELL INFORMATION: (If Applicable)

Monitoring point elevation = Datum = Water elevation =
Well depth (prior to sampling) = feet below monitoring point (mp)
Depth to water (below mp) = 52.71 feet Date 5-13-14 Time 1005
Well diameter = 2" inches Water level above screen? ____ No ____ Yes ____ feet
Volume of water in well = gallons

PURGING INFORMATION:

Purging method: Bailer ____ Submersible pump X Tap ____ Other ____
Tubing type: Teflon ____ Black poly ____ Other ____
Pump intake or bailer set at ____ feet below monitoring point (mp).
Discharge rate (if applicable) ____ gpm x 0.1336806 = ____ cfm
At least ____ well volumes evacuated before sampling, totaling ____ gallons.

SAMPLING INFORMATION

Sampling method: Bailer ____ Tap ____ Other Sub.
Tubing type (if applicable): Teflon ____ Other ____
~~Bailer was: Disposable ____ Laboratory cleaned ____ Field cleaned ____ Other ____~~
Sample collected from 70 feet below monitoring point. (mp)
Sample collection discharge rate (if applicable): = ____ gpm
Sample appearance Clear Odor None.
Note any sampling observations if necessary
Sheen on surface Very slight.
Metals field filtered? Yes No N/A
Chemical Analysis VOC 8260
Equipment Calibration pH = 7,4,10,7 Conductivity = 1413 µs/cm @ 820 5-13-14

FIELD STABILIZATION

Military time	pH	Redox Pot.	Temperature corrected conductance [ms/cm]	Temperature [°C]	Water Level (nearest 0.01 ft.)	Cumulative volume of water removed [gal.]
~~1035~~	~~7.33~~	~~-135.6~~	~~0.620~~	~~10.25~~	~~52.71~~	
1125	7.80	-147.3	0.630	10.92	53.10	—
1130	7.39	-150.1	.817	11.35	53.05	2
1135	7.46	-148.1	1.667	11.46	53.04	4.5
1140	7.02	-117.6	2179	11.43	53.1	7
1145	7.0	-114.2	2.195	11.37	53.15	9
1150	6.98	-110.0	2.199	11.40	53.1	12

Sampling forms

1155 : Dup sample.

AECOM

SAMPLING INFORMATION FORM

AECOM
800 LaSalle Ave Suite 110
Minneapolis MN 55402

Sampler's Name: Ben Klaus / Scott Budahn
Unusual Conditions
Location St. Louis Park, MN
Sample ID number SLP-05 Date sampled 5-13-14
Describe sampling point
Unique Well Number 763380

Weather: Cloudy
Project St. Louis Park Inv
Project number 60317420
Time 1040

MONITORING WELL INFORMATION: (If Applicable)

Monitoring point elevation = Datum = Water elevation =
Well depth (prior to sampling) = feet below monitoring point (mp)
Depth to water (below mp) = 50.35 feet Date 5-13-14 Time 1045
Well diameter = inches Water level above screen? ____ No ____ Yes ____ feet
Volume of water in well = gallons

PURGING INFORMATION:

Purging method: Bailer Submersible pump X Tap Other
Tubing type: Teflon Black poly Other
Pump intake or bailer set at 70 feet below monitoring point (mp).
Discharge rate (if applicable) gpm x 0.1336806 = cfm
At least well volumes evacuated before sampling, totaling gallons.

SAMPLING INFORMATION

Sampling method: Bailer Tap Other X sub
Tubing type (if applicable): Teflon Other
Bailer was: Disposable Laboratory cleaned Field cleaned Other
Sample collected from feet below monitoring point. (mp)
Sample collection discharge rate (if applicable): = gpm
Sample appearance none turbid, brown Odor none.
Note any sampling observations if necessary
Sheen on surface N/A
Metals field filtered? Yes No (N/A)
Chemical Analysis
Equipment Calibration pH = 7,4,10,7 Conductivity = 1413 µs/cm @ 820 5-13-14

FIELD STABILIZATION

Military time	pH	Redox Pot.	Temperature corrected conductance [ms/cm]	Temperature [°C]	Water Level (nearest 0.01 ft.)	Cumulative volume of water removed [gal.]
~~0848~~ 1048	7.19	-123.6	0.684	10.51	55.82	-
1053	7.46	-205.8	1.011	11.26	61.43	2
1109	7.33	-112.2	0.994	11.92	66.52	4
						5 total

Out of water.

@ samp's @ 1200

Sampling forms

AECOM

SAMPLING INFORMATION FORM

AECOM
800 LaSalle Ave Suite 110
Minneapolis MN 55402

Sampler's Name: Ben Klaus / Scott Budahn
Weather: Sunny
Unusual Conditions —
Project St. Louis Park Inv
Location St. Louis Park, MN
Project number 60317420
Sample ID number W-21
Date sampled 5-14-14
Time 1315
Describe sampling point very rust'd
Unique Well Number —

MONITORING WELL INFORMATION: (If Applicable)

Monitoring point elevation = _____ Datum = _____ Water elevation = _____
Well depth (prior to sampling) = _____ feet below monitoring point (mp)
Depth to water (below mp) = 25.13 feet Date 5-14-14 Time 1320
Well diameter = 4" inches Water level above screen? ____ No ____ Yes ____ feet
Volume of water in well = _____ gallons

PURGING INFORMATION:

Purging method: Bailer _____ Submersible pump X _____ Tap _____ Other _____
Tubing type: Teflon _____ Black poly _____ Other _____
Pump intake or bailer set at ~58 feet below monitoring point (mp).
Discharge rate (if applicable) _____ gpm x 0.1336806 = _____ cfm
At least _____ well volumes evacuated before sampling, totaling _____ gallons.

SAMPLING INFORMATION

Sampling method: Bailer _____ Tap _____ Other x sub.
Tubing type (if applicable): Teflon _____ Other _____
Bailer was: Disposable _____ Laboratory cleaned _____ Field cleaned _____ Other _____
Sample collected from -58 feet below monitoring point. (mp)
Sample collection discharge rate (if applicable): = _____ gpm
Sample appearance blackish - some turbidity Odor slight. (possibly residue in bucket)
Note any sampling observations if necessary _____
Sheen on surface NO.
Metals field filtered? Yes No N/A
Chemical Analysis VOC 8260
Equipment Calibration pH = 7,4,10,7 Conductivity = 1413 µs/cm @ 800 5-14-14

FIELD STABILIZATION

Military time	pH	Redox Pot.	Temperature corrected conductance [ms/cm]	Temperature [°C]	Water Level (nearest 0.01 ft.)	Cumulative volume of water removed [gal.]
1329	8.21	-98.5	0.573	13.00	25.40	—
1339	8.01	-162.5	.544	12.11	31.07	3.5
1345	7.77	-167.4	0.528	12.11	34.50	5.5
1351	7.77	-140.1	0.528	12.20	36.13	7
1357	7.84	-172.3	0.503	12.28	39.48	9

sample label marked as 1355

AECOM

SAMPLING INFORMATION FORM

AECOM
800 LaSalle Ave Suite 110
Minneapolis MN 55402

Sampler's Name: Ben Klaus / Scott Budahn
Unusual Conditions —
Location St. Louis Park, MN
Sample ID number W-121 Date sampled 5-14-14
Describe sampling point
Unique Well Number —

Weather: Sunny
Project St. Louis Park Inv
Project number 60317420
Time 0910

MONITORING WELL INFORMATION: (If Applicable)

Monitoring point elevation = Datum = Water elevation =
Well depth (prior to sampling) = 52.165 feet below monitoring point (mp)
Depth to water (below mp) = feet Date 5-14-14 Time 0915
Well diameter = 4" inches Water level above screen? ____ No ____ Yes ____ feet
Volume of water in well = gallons

PURGING INFORMATION:

Purging method: Bailer ____ Submersible pump d Tap ____ Other ____
Tubing type: Teflon ____ Black poly ____ Other ____
Pump intake or bailer set at 75' feet below monitoring point (mp).
Discharge rate (if applicable) ____ gpm x 0.1336806 = ____ cfm
At least ____ well volumes evacuated before sampling, totaling ____ gallons.

SAMPLING INFORMATION

Sampling method: Bailer ____ Tap ____ Other Sub
Tubing type (if applicable): Teflon ____ Other ____
Bailer was: Disposable ____ Laboratory cleaned ____ Field cleaned ____ Other ____
Sample collected from 75 feet below monitoring point. (mp)
Sample collection discharge rate (if applicable): = ____ gpm
Sample appearance brownish-gray turbidity Odor slight
Note any sampling observations if necessary
Sheen on surface NO.
Metals field filtered? Yes No N/A
Chemical Analysis VOC 8260
Equipment Calibration pH = 7.4,10,7 Conductivity = 1413 µs/cm @ 820 5-14-14

FIELD STABILIZATION

Military time	pH	Redox Pot.	Temperature corrected conductance [ms/cm]	Temperature [°C]	Water Level (nearest 0.01 ft.)	Cumulative volume of water removed [gal.]
0926	8.11	-208.3	0.939	11.52	53.43	~~2.5~~
0936	7.75	-172.1	0.949	12.66	56.72	2.5
0946	7.80	-123.1	0.952	12.38	61.92	5.5
0954	7.15	-~~100.8~~	0.957	12.92	64.39	7.5
0959	7.48	-122.9	0.955	12.66	66.96	9
1005	7.57	~~-115.1~~	0.956	13.41	68.62	9.5
1014	7.53	-110.1	0.954	13.12	70.08	12

1015: No more

AECOM

SAMPLING INFORMATION FORM

AECOM
800 LaSalle Ave Suite 110
Minneapolis, MN 55402

Sampler's Name: Ben Klaus
Unusual Conditions
Location
Sample ID number W-129 Date sampled 5-13-14
Describe sampling point

Weather:
Project St. Louis Park Inv
Project number 60317420
Time 1445 am pm

MONITORING WELL INFORMATION: (If Applicable)

Monitoring point elevation = Datum = Water elevation =
Well depth (prior to sampling) = feet below monitoring point (mp)
Depth to water (below mp) = 47.79 feet Date 5-13-14 Time 1455 am pm
Well diameter = 4 inches Water level above screen? No Yes feet
Volume of water in well = gallons

PURGING INFORMATION:

Purging method: Bailer Submersible pump x Tap Other
Tubing type: Teflon Black poly Other
Pump intake or bailer set at 70 feet below monitoring point (mp).
Discharge rate (if applicable) gpm x 0.1336806 = cfm
At least well volumes evacuated before sampling, totaling gallons.

SAMPLING INFORMATION

Sampling method: Bailer Tap Other x Submersible
Tubing type (if applicable): Teflon Other
Bailer was: Disposable Laboratory cleaned Field cleaned Other
Sample collected from 70 feet below monitoring point. (mp)
Sample collection discharge rate (if applicable): = gpm
Sample appearance Mostly clear Odor Slight
Note any sampling observations if necessary

Chemical Analysis VOC 8260
Equipment Calibration YSI calibrated at 0820 on 5-13-14

FIELD STABILIZATION

Military time	pH	Redox Pot.	Temperature corrected conductance [umhos/cm]	Temperature [°C]	Water Level (nearest 0.01 ft.)	Cumulative volume of water removed [gal.]
1500	8.95	-69.2	0.765	11.92	48.81	---
1505	8.94	-129.2	.771	12.79	49.71	2
1510	9.01	-146.3	.770	13.38	51.13	2.5
1515	9.09	-174.9	.770	13.23	53.10	4
1520	9.12	-190.0	.770	12.91	55.69	5
1525	9.08	-190.2	.770	12.95	59.32	8
1530	9.09	-190.2	.770	13.05	63.34	13

1532--- Sample
1535--- Sample Duplicate (W-129-A)

AECOM

JOB TITLE _____

JOB NO. _____ CALCULATION NO. _____

ORIGINATOR _____ DATE _____

REVIEWER _____ DATE _____

SCALE _____ SHEET NO. _____ OF _____

Ben K
W-129

Depth: 47.79

time	pH	Redox	Temp Cond.	temp	W.L.	cumulative
1500	8.95	-69.0	0.765	11.90	48.81	=
1505	8.94	-129.2	.771	12.79	49.71	2
1510	9.01	-146.3	.770	13.38	51.13	2.5
1515	9.09	-174.9	.770	13.23	53.10	4
1520	9.12	-190.0	.770	12.91	55.69	5
1525	9.08	-190.2	.770	12.95	59.32	8
1530	9.09	-190.2	.770	13.05	63.34	13

1532: sample

1535: sample Dup W-129-A

(transfer to sampling sheet)

Grid: 5x5 = 1 in

AECOM

SAMPLING INFORMATION FORM

AECOM
800 LaSalle Ave Suite 110
Minneapolis MN 55402

Sampler's Name: Ben Klaus / Scott Budahn
Weather: Sunny
Unusual Conditions
Project St. Louis Park Inv
Location St. Louis Park, MN
Project number 60317420
Sample ID number MW-130 Date sampled 5-14-14 Time 1215
Describe sampling point Inst'd, added new lock, but hinge is broken
Unique Well Number

MONITORING WELL INFORMATION: (If Applicable)

Monitoring point elevation = Datum = Water elevation =
Well depth (prior to sampling) = ~~21.40~~ feet below monitoring point (mp)
Depth to water (below mp) = 21.40 feet Date 5-14-14 Time 1218
Well diameter = 4" inches Water level above screen? ____ No ____ Yes ____ feet
Volume of water in well = gallons

PURGING INFORMATION:

Purging method: Bailer ____ Submersible pump X Tap ____ Other ____
Tubing type: Teflon ____ Black poly ____ Other ____
Pump intake or bailer set at 15 feet below monitoring point (mp).
Discharge rate (if applicable) ____ gpm x 0.1336806 = ____ cfm
At least ____ well volumes evacuated before sampling, totaling ____ gallons.

SAMPLING INFORMATION

Sampling method: Bailer ____ Tap ____ Other Sub
Tubing type (if applicable): Teflon ____ Other ____
~~Bailer was: Disposable ____ Laboratory cleaned ____ Field cleaned ____~~ Other ____
Sample collected from 15 feet below monitoring point. (mp)
Sample collection discharge rate (if applicable): = ____ gpm
Sample appearance Clear Odor Slight.
Note any sampling observations if necessary
Sheen on surface NO
Metals field filtered? Yes No (N/A)
Chemical Analysis VOC 8260
Equipment Calibration pH = 7,4,10,7 Conductivity = 1413 µs/cm @ 820 on 5-14-14

FIELD STABILIZATION

Military time	pH	Redox Pot.	Temperature corrected conductance [ms/cm]	Temperature [°C]	Water Level (nearest 0.01 ft.)	Cumulative volume of water removed [gal.]
1232	8.92	-130.6	.507	10.01	21.36	—
1242	7.36	-218.4	1.384	9.85	21.39	7.5
1250	7.27	-195.7	1.403	9.88	21.40	11
1256	7.22	-191.3	1.427	9.89	21.40	14.5
1302	7.21	-189.4	1.435	9.86	"	18

1305 Sample.

AECOM

SAMPLING INFORMATION FORM

AECOM
800 LaSalle Ave Suite 110
Minneapolis MN 55402

Sampler's Name: Ben Klaus / Scott Budahn
Unusual Conditions
Location St. Louis Park, MN
Sample ID number W-132 Date sampled 5-14-14
Describe sampling point
Unique Well Number

Weather:
Project St. Louis Park Inv
Project number 60317420
Time 1115

MONITORING WELL INFORMATION: (If Applicable)

Monitoring point elevation = Datum = Water elevation =
Well depth (prior to sampling) = ~~32.05~~ feet below monitoring point (mp)
Depth to water (below mp) = 32.05 feet Date 5-14-14 Time 1120
Well diameter = 4" inches Water level above screen? ____ No ____ Yes ____ feet
Volume of water in well = gallons

PURGING INFORMATION:

Purging method: Bailer ____ Submersible pump X Tap ____ Other ____
Tubing type: Teflon ____ Black poly ____ Other ____
Pump intake or bailer set at 75 feet below monitoring point (mp).
Discharge rate (if applicable) ____ gpm x 0.1336806 = ____ cfm
At least ____ well volumes evacuated before sampling, totaling ____ gallons.

SAMPLING INFORMATION

Sampling method: Bailer ____ Tap ____ Other Sub
Tubing type (if applicable): Teflon ____ Other ____
Bailer was: Disposable ____ Laboratory cleaned ____ Field cleaned ____ Other ____
Sample collected from 75 feet below monitoring point. (mp)
Sample collection discharge rate (if applicable): = ____ gpm
Sample appearance mostly clear Odor slight
Note any sampling observations if necessary
Sheen on surface No
Metals field filtered? Yes No (N/A)
Chemical Analysis
Equipment Calibration pH = 7,4,10,7 Conductivity = 1413 µs/cm @ 820 5/14/14

FIELD STABILIZATION

Military time	pH	Redox Pot.	Temperature corrected conductance [ms/cm]	Temperature [°C]	Water Level (nearest 0.01 ft.)	Cumulative volume of water removed [gal.]
1122	8.33	-51.3	0.628	14.07	37	-
1137	8.43	-306.9	0.800	12.44	36.98	4
1140	8.64	-304.1	0.766	12.58	39.80	5
1146	8.65	[illegible]	0.780	12.68	41.65	7
1152	8.60	-252.3	0.864	12.68	44.93	9.5
1158	8.41	-246.3	0.963	12.72	46.25	10.5
1202	8.41	-229.4	0.956	12.63	46.75	11

Sampling forms

1205: No mob.

AECOM

SAMPLING INFORMATION FORM

AECOM
800 LaSalle Ave Suite 110
Minneapolis MN 55402

Sampler's Name: Ben Klaus / Scott Budahn
Unusual Conditions
Location St. Louis Park, MN
Sample ID number Date sampled 5-13-14
Describe sampling point SB-432 / in parking lot.
Unique Well Number

Weather: cloudy some wind
Project St. Louis Park Inv
Project number 60317420
Time 1230

MONITORING WELL INFORMATION: (If Applicable)

Monitoring point elevation = Datum = Water elevation =
Well depth (prior to sampling) = feet below monitoring point (mp)
Depth to water (below mp) = 37.12 feet Date 5-13-14 Time 1240
Well diameter = 4" inches Water level above screen? ____ No ____ Yes ____ feet
Volume of water in well = gallons

PURGING INFORMATION:

Purging method: Bailer ____ Submersible pump X Tap ____ Other ____
Tubing type: Teflon ____ Black poly ____ Other ____
Pump intake or bailer set at 70 feet below monitoring point (mp).
Discharge rate (if applicable) ____ gpm x 0.1336806 = ____ cfm
At least ____ well volumes evacuated before sampling, totaling ____ gallons.

SAMPLING INFORMATION

Sampling method: Bailer ____ Tap ____ Other ~~sub~~
Tubing type (if applicable): Teflon ____ Other ____
Bailer was: Disposable ____ Laboratory cleaned ____ Field cleaned ____ Other ____
Sample collected from 70 feet below monitoring point. (mp)
Sample collection discharge rate (if applicable): ____ gpm
Sample appearance some turbid Odor some
Note any sampling observations if necessary
Sheen on surface NO
Metals field filtered? Yes No (N/A)
Chemical Analysis VOC 8260
Equipment Calibration pH = 7,4,10,7 Conductivity = 1413 µs/cm @ 820 - 5-13-14

FIELD STABILIZATION

Military time	pH	Redox Pot.	Temperature corrected conductance [ms/cm]	Temperature [°C]	Water Level (nearest 0.01 ft.)	Cumulative volume of water removed [gal.]
1258	9.57	-109	0.455	11.65	37.14	—
1303	9.54	-160.9	.487	11.81	37.15	2.5
1308	9.60	-178.8	.490	11.88	37.15	4.5
1313	9.53	-209.3	.490	11.87	37.15	6
1318	9.58	-232.7	.492	11.87	37.15	7
1323	9.51	-211.9	.497	11.90	37.17	10
1328	9.38	-216.1	.519	11.90	37.15	13

Sampling forms
1330 Sample.

Appendix D

Laboratory Analytical Reports

AMPLIFIED GEOCHEMICAL IMAGING, LLC

Laboratory Report

Site: St. Louis Park Solvent Plume

Prepared for:

Minnesota Pollution Control Agency
520 Lafayette Rd. N
5th Floor
St Paul, MN
UNITED STATES

Prepared on:
June 10, 2014

© 2014 Amplified Geochemical Imaging, LLC.

Project Summary and Objective

Amplified Geochemical Imaging, LLC. (AGI) provided the AGI Environmental Survey used at:

St. Louis Park Solvent Plume

The service provided by AGI included delivery of the required quantity of AGI Universal Samplers, analysis by the method described below for the requested organic compounds, reporting of the data, and contour mapping (as needed).

This report includes results for only the samples noted under the Laboratory Sample Report section. If contour maps are part of the project deliverable, the maps will be prepared and issued under a separate report cover, upon receipt of a usable sitemap (electronic) and compound choices for contouring.

Written/submitted by:

Dayna M Cobb

Project Manager

Reviewed/approved by:

Jim E Whetzel

Project Manager

Analytical data approved by:

Jasmine Smith

Chemist

© 2014 Amplified Geochemical Imaging, LLC.

Quality Assurance Statement

The AGI Laboratory, at Amplified Geochemical Imaging's facility in Elkton, MD USA, operates under the guidelines of its ISO Standard 17025 DoD ELAP accreditation, and its Quality Assurance Manual, Operating Procedures, and Methods (SPG-SOP-0462).

For this project, the analytical method, results, and observations reported do [ ] do not [√] fall within the scope of AGI's ISO 17025 accreditation.

Screening/Concentration Method

The AGI Universal Samplers are analyzed at AGI's fixed laboratory using thermal desorption-gas chromatography/mass spectrometry (TD-GC/MS) instrumentation following U.S. EPA Method 8260 (SPG-WI-0292) which includes the following:

- **BFB Tuning Frequency:** A BFB tune is analyzed at the start of each analytical run and after every 30 samples.
- **Initial Calibration:** A minimum of a five point calibration curve is analyzed prior to the analysis of samples.
- **Linearity of Target Compounds:** If the RSD of any target analyte is less than or equal to 25% then average response factor can be used for quantitation. If the RSD exceeds 25% for a target compound a regression equation can be used for quantitation.
- **Continuing Calibration Verification:** After every 10 samples, and at the end of each analytical batch, and a second-source Reference Standard is analyzed near the mid point of the calibration curve. The acceptance criteria for all target analytes in the reference standards are +/- 50% of the true value.
- **Method Blank:** Analyzed prior to the analysis of field samples and every 30 samples.

Note: Analyte levels reported for the field-deployed AGI Universal Samplers that exceed trip and method blank levels, and/or the reporting limit, are more likely to have originated from on-site sources.

Media Sampled:	SOIL GAS
Chemist - sample analysis:	Kelly J Stringham
Chemist - data processor:	Kelly J Stringham
Chemist - data review:	Jasmine Smith

Method deviations: None.

Please note that data file names ending with R are rerun samples using the second pair of sorbers, in which the original results were not reported. Data file names ending in D are duplicate analysis results for the second set of sorbers from the same sampler, and are reported.

© 2014 Amplified Geochemical Imaging, LLC.

Additional Report Information

- Comments
- Laboratory Sample Report
- Chain of Custody
- Installation and Retrieval Log
- Data Table(s) and Key (if needed)
- Concentration Calculation Method Summary (as applicable)
- Total Ion Chromatograms

Project Specific Comments

Non petroleum related compounds, likely terpenes, contributed to the TPH values reported for sampler 728320. Per project requirements four samplers were analyzed in duplicate. Duplicate analysis included samplers 728293, 728315, 728322, and 728329.

Survey period [1]	The samplers were installed between April 29 and April 30,2014 and retrieved on May 21, 2014.
Tamper seal intact:	Yes
Date received:	5/27/2014 9:00AM By: Darlene Yellowdy
COC returned:	No

Comments:

The original chain of custody was not returned with the samples. A copy of a COC from a prior survey was sent with the samples. A file copy of the original chain of custody was signed upon sample receipt and included in the report.

1 - Installation start to end of retrieval, as reported. See installation and retrieval log for individual deployment and retrieval dates and times (i.e., sampler exposure time).

© 2014 Amplified Geochemical Imaging, LLC.

General Comments

Analytical QA/QC

Laboratory instrumentation consists of gas chromatographs equipped with mass selective detectors, coupled with automated thermal desorption units. Sample preparation involves cutting the tip off the bottom of the AGI Universal Sampler, and transferring one or more "sorbers" to a thermal desorption tube for analysis. The insertion/retrieval cord prevents soil, water and other interferences from coming in contact with the adsorbent. No further sample preparation is required. Any replicate sorbers not consumed in the initial analysis will be discarded fifteen (15) days from the date of the laboratory report.

Data are archived and stored in a secure manner as per AGI's Quality Assurance program (SPG-SOP-0462).

Total petroleum hydrocarbons (TPH), gasoline-range petroleum hydrocarbons (GRPH), and/or diesel range petroleum hydrocarbons (DRPH), when reported, are calculated using the area under the peaks observed in m/z 55 and 57 selected ion chromatograms. Quantitation of the mass values was performed using the response factor for a specific alkane (present in the calibration standards). TPH values include the entire chromatogram and provide estimates for aliphatic hydrocarbon ranges of C4 to C20. GRPH and DRPH include only the relevant regions of the chromatograms and provide estimates for C4 to C10 and C10 to C20 aliphatic hydrocarbons, respectively.

Trip blanks were provided to document potential exposures that were not part of the signal of interest (e.g., impact during sampler shipment, installation and/or retrieval, and storage). The trip blanks are identically manufactured and packaged AGI Universal Samplers to those samplers deployed in the field . The trip blanks remain unopened during all phases of the project. Levels reported on the trip blanks may indicate potential impact to the samplers other than the contaminant source of interest.

Unresolved peak envelopes (UPEs) are represented as a series of compound peaks clustered together around a central gas chromatograph elution time in the total ion chromatogram. UPEs may be indicative of complex fluid mixtures. UPEs observed early in the chromatograms are considered to indicate presence of more volatile fluids, while UPEs observed later in the chromatogram may indicate the presence of less volatile fluids. Multiple UPEs may indicate the presence of multiple complex fluids.

Total ion chromatograms (TICs) are included in the Attachments. The eight-digit serial number of each sampler is incorporated in the TIC identification (e.g., 12345678.D represents AGI Universal Sampler 12345678).

© 2014 Amplified Geochemical Imaging, LLC.

General Comments

Soil Gas Sampling

For soil gas sampling, the AGI Environmental Survey reports mass levels migrating through the open pore spaces of the soil and diffusing through the sampler membrane for sorption by the engineered, hydrophobic adsorbents, housed within the membrane tube. During the migration of the soil gas away from the source to the AGI Universal Sampler, the vapors are subject to a variety of attenuation factors. The soil gas masses reported on the samplers compare favorably with the concentrations reported in the soil or groundwater (e.g., where soil gas levels are reported at greater levels to other sampled locations on the site, the matrix data should reveal the same pattern, and vice versa). However, due to a variety of factors, a perfect comparison between matrix data and soil gas levels can rarely be achieved.

Soil gas concentrations (µg/m3) are calculated following the method described in the Additional Report Information section.

Soil gas signals reported by this method cannot be correlated specifically to soil adsorbed, groundwater, and /or free-phase contamination. The soil gas signal reported from each AGI Universal Sampler can evolve from all of these sources. Differentiation between soil and groundwater contamination can only be achieved with prior knowledge of the site history (i.e., the site is known to have groundwater contamination only).

Air Sampling

For indoor, outdoor, and crawlspace air sampling, the AGI Environmental Survey reports mass levels present in the air and diffusing through the sampler membrane for sorption by the engineered adsorbents housed within the membrane tube.

Air concentrations (µg/m3) are calculated following the method described in the Additional Report Information section.

Groundwater and Sediment Porewater Sampling

For groundwater and sediment porewater sampling, the AGI Environmental Survey reports the mass levels of compounds present in the water which, when coming in contact with the sampler membrane, partitions out of For groundwater and sediment porewater sampling, the AGI Environmental Survey reports the mass levels of compounds present in the water which, when coming in contact with the sampler membrane, partitions out of solution, and diffuses through the sampler membrane for sorption by the engineered adsorbents.

Water concentrations (µg/L) are calculated using the quantified mass, exposure period and the compound specific uptake rate. The rates were measured under controlled experimental conditions. The uptake rates are corrected for water pressure (depth of the AGI Universal Sampler below the water table), water temperature and the aquifer flow rate. For sediment porewater, the uptake rate is corrected for the reduced colume of water in the sediment, by multiplying the uptake rate by the pore water fraction.

© 2014 Amplified Geochemical Imaging, LLC.

LABORATORY SAMPLE REPORT

Project: ENV ORD-01070-C4R **Site Name: St. Louis Park Solvent Plume** **Module Type: SPG0001**

Module ID	Sample Type	Field ID
00728292	LOST	PV-317
00728293	FIELD_SAMPLE	PV-309
00728294	FIELD_SAMPLE	PV-301
00728295	LOST	PV-201
00728296	LOST	PV-101
00728297	FIELD_SAMPLE	PV-401
00728298	FIELD_SAMPLE	PV-318
00728299	FIELD_SAMPLE	PV-310
00728300	FIELD_SAMPLE	PV-302
00728301	FIELD_SAMPLE	PV-202
00728302	FIELD_SAMPLE	PV-102
00728303	FIELD_SAMPLE	PV-402
00728304	FIELD_BLANK	Field Blank
00728305	FIELD_SAMPLE	PV-311
00728306	FIELD_SAMPLE	PV-303
00728307	FIELD_SAMPLE	PV-203
00728308	FIELD_SAMPLE	PV-103
00728309	FIELD_SAMPLE	PV-403
00728310	TRIP_BLANK	Trip Blank
00728311	FIELD_SAMPLE	PV-312
00728312	FIELD_SAMPLE	PV-304
00728313	FIELD_SAMPLE	PV-204
00728314	FIELD_SAMPLE	PV-104
00728315	FIELD_SAMPLE	PV-404
00728316	FIELD_SAMPLE	PV-315
00728317	FIELD_SAMPLE	PV-313
00728318	FIELD_SAMPLE	PV-305
00728319	FIELD_SAMPLE	PV-205
00728320	FIELD_SAMPLE	PV-105
00728321	FIELD_SAMPLE	PV-405
00728322	FIELD_SAMPLE	PV-316
00728323	FIELD_SAMPLE	PV-314
00728324	LOST	PV-306
00728325	FIELD_SAMPLE	PV-307
00728326	FIELD_SAMPLE	PV-408
00728327	FIELD_SAMPLE	PV-406
00728328	LOST	PV-106
00728329	FIELD_SAMPLE	PV-107
00728330	FIELD_SAMPLE	PV-108
00728331	FIELD_SAMPLE	PV-308
00728332	FIELD_SAMPLE	PV-407

© 2014 Amplified Geochemical Imaging, LLC.

Total # "FIELD SAMPLES"	Total # "TRIP BLANKS"	Total # "UNUSED"	Total # "LOST"
35	1	0	5

Duplicate samples: 4

© 2014 Amplified Geochemical Imaging, LLC.

AMPLIFIED GEOCHEMICAL IMAGING, LLC

210 Executive Drive, Suite 1
Newark, DE 19702-3335 USA
ph: +1-302-266-2428
www.agisurveys.net

AGI Universal Passive Sampler Chain of Custody
Soil gas and/or Air Sampling

Production Order #: ORD-01070-C4R7X

Customer Name: Minnesota Pollution Control Agency
Address: 520 Lafayette Rd. N
5th Floor

St Paul, MN 55155
USA

Site Name: St.Louis Park Solvent Plume
Site Address:

Project Manager:

Serial # of Samplers Shipped
00728292 - 00728332

# of Samplers for Installation	39.00	# of Trip Blanks	2
Total Samplers Shipped	41.00		Pieces
Total Samplers Received			Pieces
Total Samplers Installed			Pieces

Serial # of Trip Blanks (Client Decides)

Prepared By:

Verified By:

Installation Method: (Circle those that apply)
Slide Hammer Hammer Drill Auger
Other

Installation Performed By:
Name:
Company:

Retrieval Performed By:
Name:
Company:

Installation Start Date / Time:
Installation Complete Date / Time:

Retrieval Start Date / Time:
Retrieval Complete Date / Time:

Total Samplers Retrieved:
Total Samplers Lost In Field:
Total Unused Samplers Returned:

Relinquished By Date/Time 5-19-14
Company: AGI

Received By: Date/Time
Company:

Relinquished By Date/Time
Company:

Received By: Darlene Lyddoody Date/Time 5/27/14
Company: AGI 9:00 AM

© 2013 Amplified Geochemical Imaging, LLC.

GORE SURVEY PRODUCTS GROUP
100 CHESAPEAKE BOULEVARD ELKTON MARYLAND USA
+1 410 392 7600 ENVIRONMENTAL@WLGORE.COM

GORE® Survey Chain of Custody
Soil gas and/or Air Sampling

Production Order #: 21983639

Customer Name: AECOM - MINNEAPOLIS MN
Address: 161 CHESHIRE LANE NORTH SUITE 500
MINNEAPOLIS, MN 55441
USA

Site Name: Ace Supply, Audio by Design
Site Address: St. Louis Park, MN
Project Manager:

Serial # of GORE Modules Shipped
00700519 - 00700554

# of Modules for Installation	32.00	# of Trip Blanks	4
Total Modules Shipped	36.00		Pieces
Total Modules Received	41		Pieces
Total Modules Installed	39		Pieces

Serial # of Trip Blanks (Client Decides)

00728310		

Prepared By:
Verified By: Mary Anne Meyhi

Installation Method: (Circle those that apply)
Slide Hammer Hammer Drill (Auger)
Other Geoprobe

Installation Performed By:
Name: Ben Klaus / Erik Widmalk
Company: AEcom / Matrix

Retrieval Performed By:
Name: Ben Klaus
Company: AEcom

Installation Start Date / Time: 4-29-14 / 1030
Installation Complete Date / Time: 4-30-14 / 1130

Retrieval Start Date / Time: 5-21-14 / 1200
Retrieval Complete Date / Time: 5-21-14 / 1430

Total Modules Retrieved: 34
Total Modules Lost In Field: 5
Total Unused Modules Returned: 0

Relinquished By	Date/Time 12-14-12	**Received By:**	Date/Time
Company: W.L. GORE	8:30AM	**Company:**	
Relinquished By	Date/Time 5-23-14	**Received By:**	Date/Time
Company: AECOM	12:00PM	**Company:**	
Relinquished By	Date/Time	**Received By:** Marlene Gellonde	Date/Time 5/29/14
Company:		**Company:** AGT	9:00Am

© 2011 W. L. Gore & Associates, Inc.

AMPLIFIED GEOCHEMICAL IMAGING, LLC
210 Executive Drive, Suite 1
Newark, DE USA 19702-3335
ph: 302-266-2428

AGI Project No. ENV ORD-01070-C4R7X
Site Name: St. Louis Park Inv.
Site Location: St. Louis Park, Minnesota 55416

AGI Soil Gas Sampling
Installation & Retrieval Log

Company Name: AECOM
Location: 800 LaSalle Ave ,Suite 500, Minneapolis, Minnesota 55402
Samples collected by: Ben Klaus

*** Optional or as needed**

							YES / NO			AT MINIMUM PROVIDE SOIL TYPE						
SAMPLER SERIAL NO.	FIELD ID* (e.g., arbitrary, US EPA)	SAMPLE TYPE (Field Sample, Trip Blank, Field Blank, etc.)	INSTALLATION DATE & TIME MM/DD/YYYY HH:MM (24 Hour) ex. 12/27/2000 13:00	RETRIEVAL DATE & TIME MM/DD/YYYY HH:MM (24 Hour) ex. 12/30/2000 13:00	OBSERVATIONS/COMMENTS* (e.g., sample depth, location description, missing, pulled from hole, etc. - as needed)	SAMPLE ENVIRONMENT* (e.g., grass, bare soil, through slab)	EVIDENCE OF LIQUID PETROLEUM HYDROCARBONS?	ODOR ?	WATER IN INSTALLATION HOLE?	SOIL TYPE AT MODULE DEPTH (clay, loamy sand etc.)	TOTAL SOIL POROSITY AT MODULE DEPTH* (total volume of pores/total volume)	WATER FILLED SOIL POROSITY AT MODULE DEPTH* (volume of water/volume of pores)	PROJECTED COORDINATES X (EASTING)	PROJECTED COORDINATES Y (NORTHING)	COORDINATE SYSTEM* (e.g., UTM Zone, Stateplane, etc.)	COORDINATE DATUM* (e.g., WGS 84)
00728292	PV-317	FIELD_SAMPLE	4/30/14 9:07		5 ' install, lost module	Through slab	No	No	No				471374.102	4975556.818	UTM-15N, Meters	NAD-1983
00728293	PV-309	FIELD_SAMPLE	4/30/14 10:20	5/21/14 13:20	5 ' install	Through slab	No	No	No	SAND			471620.17	4975495.301	UTM-15N, Meters	NAD-1983
00728294	PV-301	FIELD_SAMPLE	4/30/14 9:21	5/21/14 13:55	5 ' install	Through slab	No	No	No	SAND			471420.825	4975535.888	UTM-15N, Meters	NAD-1983
00728295	PV-201	FIELD_SAMPLE	4/30/14 9:00		5 ' install, can't find	Grass	No	No	No				471430.609	4975743.774	UTM-15N, Meters	NAD-1983
00728296	PV-101	FIELD_SAMPLE	4/29/14 13:45		5 ' install, can't find	Through slab	No	No	No				471480.548	4975618.461	UTM-15N, Meters	NAD-1983
00728297	PV-401	FIELD_SAMPLE	4/29/14 15:00	5/21/14 14:30	3 ' install	Grass	No	No	No	SAND			471049.131	4976283.861	UTM-15N, Meters	NAD-1983
00728298	PV-318	FIELD_SAMPLE	4/30/14 9:14	5/21/14 14:00	5 ' install	Through slab	No	No	No	SAND			471404.052	4975548.997	UTM-15N, Meters	NAD-1983
00728299	PV-310	FIELD_SAMPLE	4/30/14 10:30	5/21/14 13:15	5 ' install	Through slab	No	No	No	SAND			471655.222	4975491.32	UTM-15N, Meters	NAD-1983
00728300	PV-302	FIELD_SAMPLE	4/30/14 9:28	5/21/14 13:50	5 ' install	Through slab	No	No	No	SAND			471441.027	4975523.909	UTM-15N, Meters	NAD-1983
00728301	PV-202	FIELD_SAMPLE	4/30/14 8:54	5/21/14 12:17	5 ' install	Through slab	No	No	No	SAND			471448.632	4975744.097	UTM-15N, Meters	NAD-1983
00728302	PV-102	FIELD_SAMPLE	4/29/14 13:48	5/21/14 12:25	5 ' install	Through slab	No	No	No	SAND			471502.286	4975618.047	UTM-15N, Meters	NAD-1983
00728303	PV-402	FIELD_SAMPLE	4/29/14 14:55	5/21/14 14:25	1.5 ' install	Grass	No	No	No	SAND			471057.345	4976283.398	UTM-15N, Meters	NAD-1983
00728304	Field Blank	FIELD_SAMPLE	5/20/14 10:12	5/20/14 10:16	Field Blank. Exposed for four minutes.		No	No	No							
00728305	PV-311	FIELD_SAMPLE	4/30/14 10:40	5/21/14 13:10	5 ' install	Through slab	No	No	No	SAND			471677.47	4975495.249	UTM-15N, Meters	NAD-1983
00728306	PV-303	FIELD_SAMPLE	4/30/14 9:35	5/21/14 13:45	5 ' install	Through slab	No	No	No	SAND			471462.918	4975512.781	UTM-15N, Meters	NAD-1983
00728307	PV-203	FIELD_SAMPLE	4/30/14 8:48	5/21/14 12:15	5 ' install	Through slab	No	No	No	SAND			471475.369	4975750.275	UTM-15N, Meters	NAD-1983
00728308	PV-103	FIELD_SAMPLE	4/29/14 13:53	5/21/14 12:32	5 ' install	Through slab	No	No	No	SAND			471524.353	4975617.452	UTM-15N, Meters	NAD-1983
00728309	PV-403	FIELD_SAMPLE	4/29/14 14:50	5/21/14 14:20	2.5 ' install	Grass	No	No	No	SAND			471064.995	4976282.971	UTM-15N, Meters	NAD-1983
00728310	Trip Blank	TRIP_BLANK			Trip Blank. Not removed from vial	N/A	No	No	No							
00728311	PV-312	FIELD_SAMPLE	4/30/14 10:50	5/21/14 13:05	5 ' install	Through slab	No	No	No	SAND			471704.813	4975490.57	UTM-15N, Meters	NAD-1983
00728312	PV-304	FIELD_SAMPLE	4/30/14 9:37	5/21/14 13:40	5 ' install	Through slab	No	No	No	SAND			471484.769	4975505.243	UTM-15N, Meters	NAD-1983
00728313	PV-204	FIELD_SAMPLE	4/30/14 8:42	5/21/14 12:10	5 ' install	Through slab	No	No	No	SAND			471501.56	4975748.748	UTM-15N, Meters	NAD-1983
00728314	PV-104	FIELD_SAMPLE	4/29/14 13:58	5/21/14 12:38	5 ' install	Grass	No	No	No	SAND			471554.559	4975613.264	UTM-15N, Meters	NAD-1983
00728315	PV-404	FIELD_SAMPLE	4/29/14 14:40	5/21/14 14:17	2.5 ' install	Grass	No	No	No	SAND			471076.773	4976283.498	UTM-15N, Meters	NAD-1983
00728316	PV-315	FIELD_SAMPLE	4/30/14 11:15	5/21/14 12:54	5 ' install	Grass	No	No	No	SAND			471704.426	4975566.962	UTM-15N, Meters	NAD-1983
00728317	PV-313	FIELD_SAMPLE	4/30/14 11:00	5/21/14 13:00	5 ' install	Through slab	No	No	No	SAND			471745.8	4975488.726	UTM-15N, Meters	NAD-1983
00728318	PV-305	FIELD_SAMPLE	4/30/14 9:40	5/21/14 13:35	5 ' install	Through slab	No	No	No	SAND			471510.43	4975501.125	UTM-15N, Meters	NAD-1983
00728319	PV-205	FIELD_SAMPLE	4/30/14 8:36	5/21/14 12:05	5 ' install	Bare Soil	No	No	No	SAND			471535.902	4975747.474	UTM-15N, Meters	NAD-1983
00728320	PV-105	FIELD_SAMPLE	4/29/14 14:04	5/21/14 12:44	5 ' install, Duplicate	Grass	No	No	No	SAND			471583.448	4975614.465	UTM-15N, Meters	NAD-1983
00728321	PV-405	FIELD_SAMPLE	4/29/14 12:00	5/21/14 14:15	4 ' install	Grass	No	No	No	SAND			471089.276	4976275.028	UTM-15N, Meters	NAD-1983
00728322	PV-316	FIELD_SAMPLE	4/30/14 11:25	5/21/14 12:52	5 ' install	Grass	No	No	No	SAND			471673.827	4975606.272	UTM-15N, Meters	NAD-1983
00728323	PV-314	FIELD_SAMPLE	4/30/14 11:08	5/21/14 12:56	5 ' install	Grass	No	No	No	SAND			471730.679	4975534.166	UTM-15N, Meters	NAD-1983
00728324	PV-306	FIELD_SAMPLE	4/30/14 9:50		5 ' install, can't find	Through slab	No	No	No				471539.947	4975496.297	UTM-15N, Meters	NAD-1983
00728325	PV-307	FIELD_SAMPLE	4/30/14 10:00	5/21/14 13:30	5 ' install	Through slab	No	No	No	SAND			471567.848	4975500.562	UTM-15N, Meters	NAD-1983
00728326	PV-408	FIELD_SAMPLE	4/29/14 12:10	5/21/14 14:05	4 ' install	Grass	No	No	No	SAND			471076.919	4976270.925	UTM-15N, Meters	NAD-1983
00728327	PV-406	FIELD_SAMPLE	4/29/14 11:35	5/21/14 14:10	4 ' install	Grass	No	No	No	SAND			471090.629	4976283.687	UTM-15N, Meters	NAD-1983
00728328	PV-106	FIELD_SAMPLE	4/29/14 14:12		5 ' install, lost module	Grass	No	No	No				471602.574	4975611.814	UTM-15N, Meters	NAD-1983
00728329	PV-107	FIELD_SAMPLE	4/29/14 14:20	5/21/14 12:46	5 ' install	Grass	No	No	No	SAND			471624.562	4975612.246	UTM-15N, Meters	NAD-1983
00728330	PV-108	FIELD_SAMPLE	4/29/14 14:28	5/21/14 12:50	5 ' install	Through slab	No	No	No	SAND			471642.908	4975612.14	UTM-15N, Meters	NAD-1983
00728331	PV-308	FIELD_SAMPLE	4/30/14 10:10	5/21/14 13:25	5 ' install	Through slab	No	No	No	SAND			471590.528	4975499.284	UTM-15N, Meters	NAD-1983
00728332	PV-407	FIELD_SAMPLE	4/19/14 11:45	5/21/14 14:07	4 ' install	Grass	No	No	No	SAND			471079.19	4976259.66	UTM-15N, Meters	NAD-1983

AMPLIFIED GEOCHEMICAL IMAGING, LLC
210 Executive Drive, Suite 1
Newark, DE 19702-3335 USA
ph: +1-302-266-2428
www.agisurveys.net

PROJECT NUMBER: ENV ORD-01070-C4R7X
SITE NAME: St.Louis Park Solvent Plume
SITE ADDRESS:

FOR: Minnesota Pollution Control Agency
St Paul, MN 55155
USA

SAMPLER ID: 00728293 FIELD_SAMPLE
Matrix: SOIL GAS
Product: SPG0001
Dilution Factor: 1
Field ID: PV-309
Porosity: 0.38
Water Filled Voids: 0.14
Installation Date: 4/30/2014 10:20:00AM
Retrieval Date: 5/21/2014 1:20:00PM
Date Analyzed: 6/3/2014 6:19:00AM
Analyst: Kelly J Stringham
Method: SPG-WI-0292
Batch: ENV-140530-1
Reviewer: Jasmine Smith

Compound	CAS #	Result (ug)	RL (ug)
Vinyl Chloride	75-01-4	<0.20	0.20
Methyl tert-butyl ether	1634-04-4	<0.02	0.02
1,1-Dichloroethene	75-35-4	<0.02	0.02
trans-1,2-Dichloroethene	156-60-5	<0.02	0.02
1,1-Dichloroethane	75-34-3	<0.02	0.02
cis-1,2-Dichloroethene	156-59-2	<0.02	0.02
Chloroform	67-66-3	<0.02	0.02
1,1,1-Trichloroethane	**71-55-6**	**0.14**	**0.02**
1,2-Dichloroethane	107-06-2	<0.02	0.02
Benzene	71-43-2	<0.02	0.02
Carbon Tetrachloride	56-23-5	<0.02	0.02
Trichloroethene	79-01-6	<0.02	0.02
1,1,2-Trichloroethane	79-00-5	<0.02	0.02
Toluene	**108-88-3**	**0.02**	**0.02**
Octane	111-65-9	<0.02	0.02
Tetrachloroethene	**127-18-4**	**0.06**	**0.02**
Chlorobenzene	108-90-7	<0.02	0.02
1,1,1,2-Tetrachloroethane	630-20-6	<0.02	0.02
Ethylbenzene	100-41-4	<0.02	0.02
m,p-Xylene	108-38-3/106-42-3	<0.02	0.02
o-Xylene	95-47-6	<0.02	0.02
1,1,2,2-Tetrachloroethane	79-34-5	<0.02	0.02
1,3,5-Trimethylbenzene	108-67-8	<0.02	0.02
1,2,4-Trimethylbenzene	**95-63-6**	**0.02**	**0.02**
1,3-Dichlorobenzene	541-73-1	<0.02	0.02
1,4-Dichlorobenzene	106-46-7	<0.02	0.02
1,2-Dichlorobenzene	95-50-1	<0.02	0.02
Undecane	1120-21-4	<0.05	0.05
Naphthalene	91-20-3	<0.05	0.05
Tridecane	629-50-5	<0.05	0.05
2-Methylnaphthalene	91-57-6	<0.05	0.05

© 2014 Amplified Geochemical Imaging, LLC.

AMPLIFIED GEOCHEMICAL IMAGING, LLC
210 Executive Drive, Suite 1
Newark, DE 19702-3335 USA
ph: +1-302-266-2428
www.agisurveys.net

PROJECT NUMBER: ENV ORD-01070-C4R7X
SITE NAME: St.Louis Park Solvent Plume
SITE ADDRESS:

FOR: Minnesota Pollution Control Agency
St Paul, MN 55155
USA

SAMPLER ID: 00728293 FIELD_SAMPLE
Matrix: SOIL GAS
Product: SPG0001
Dilution Factor: 1
Field ID: PV-309
Porosity: 0.38
Water Filled Voids: 0.14
Installation Date: 4/30/2014 10:20:00AM
Retrieval Date: 5/21/2014 1:20:00PM
Date Analyzed: 6/3/2014 6:19:00AM
Analyst: Kelly J Stringham
Method: SPG-WI-0292
Batch: ENV-140530-1
Reviewer: Jasmine Smith

Compound	CAS #	Result (ug)	RL (ug)
Acenaphthylene	208-96-8	<0.05	0.05
Pentadecane	629-62-9	<0.05	0.05
Acenaphthene	83-32-9	<0.05	0.05
Fluorene	86-73-7	<0.05	0.05
TPH		**5.51**	**0.50**
BTEX		**0.02**	**0.02**

© 2014 Amplified Geochemical Imaging, LLC.

AMPLIFIED GEOCHEMICAL IMAGING, LLC
210 Executive Drive, Suite 1
Newark, DE 19702-3335 USA
ph: +1-302-266-2428
www.agisurveys.net

PROJECT NUMBER: ENV ORD-01070-C4R7X
SITE NAME: St.Louis Park Solvent Plume
SITE ADDRESS:

FOR: Minnesota Pollution Control Agency
St Paul, MN 55155
USA

SAMPLER ID: 00728293D FIELD_SAMPLE Matrix: SOIL GAS Product: SPG0001
Dilution Factor: 1 Field ID: PV-309 Porosity: 0.38 Water Filled Voids: 0.14
Installation Date: 4/30/2014 10:20:00AM
Retrieval Date: 5/21/2014 1:20:00PM Date Analyzed: 6/3/2014 4:09:00PM
Analyst: Kelly J Stringham **Method: SPG-WI-0292** **Batch: ENV-140530-1**
Reviewer: Jasmine Smith

Compound	CAS #	Result (ug)	RL (ug)
Vinyl Chloride	75-01-4	<0.20	0.20
Methyl tert-butyl ether	1634-04-4	<0.02	0.02
1,1-Dichloroethene	75-35-4	<0.02	0.02
trans-1,2-Dichloroethene	156-60-5	<0.02	0.02
1,1-Dichloroethane	75-34-3	<0.02	0.02
cis-1,2-Dichloroethene	156-59-2	<0.02	0.02
Chloroform	67-66-3	<0.02	0.02
1,1,1-Trichloroethane	**71-55-6**	**0.14**	**0.02**
1,2-Dichloroethane	107-06-2	<0.02	0.02
Benzene	71-43-2	<0.02	0.02
Carbon Tetrachloride	56-23-5	<0.02	0.02
Trichloroethene	79-01-6	<0.02	0.02
1,1,2-Trichloroethane	79-00-5	<0.02	0.02
Toluene	108-88-3	<0.02	0.02
Octane	111-65-9	<0.02	0.02
Tetrachloroethene	**127-18-4**	**0.04**	**0.02**
Chlorobenzene	108-90-7	<0.02	0.02
1,1,1,2-Tetrachloroethane	630-20-6	<0.02	0.02
Ethylbenzene	100-41-4	<0.02	0.02
m,p-Xylene	108-38-3/106-42-3	<0.02	0.02
o-Xylene	95-47-6	<0.02	0.02
1,1,2,2-Tetrachloroethane	79-34-5	<0.02	0.02
1,3,5-Trimethylbenzene	108-67-8	<0.02	0.02
1,2,4-Trimethylbenzene	95-63-6	<0.02	0.02
1,3-Dichlorobenzene	541-73-1	<0.02	0.02
1,4-Dichlorobenzene	106-46-7	<0.02	0.02
1,2-Dichlorobenzene	95-50-1	<0.02	0.02
Undecane	1120-21-4	<0.05	0.05
Naphthalene	91-20-3	<0.05	0.05
Tridecane	629-50-5	<0.05	0.05
2-Methylnaphthalene	91-57-6	<0.05	0.05

© 2014 Amplified Geochemical Imaging, LLC.

AMPLIFIED GEOCHEMICAL IMAGING, LLC
210 Executive Drive, Suite 1
Newark, DE 19702-3335 USA
ph: +1-302-266-2428
www.agisurveys.net

PROJECT NUMBER: ENV ORD-01070-C4R7X
SITE NAME: St.Louis Park Solvent Plume
SITE ADDRESS:

FOR: Minnesota Pollution Control Agency
St Paul, MN 55155
USA

SAMPLER ID: 00728293D FIELD_SAMPLE
Matrix: SOIL GAS
Product: SPG0001
Dilution Factor: 1
Field ID: PV-309
Porosity: 0.38
Water Filled Voids: 0.14
Installation Date: 4/30/2014 10:20:00AM
Retrieval Date: 5/21/2014 1:20:00PM
Date Analyzed: 6/3/2014 4:09:00PM
Analyst: Kelly J Stringham
Method: SPG-WI-0292
Batch: ENV-140530-1
Reviewer: Jasmine Smith

Compound	CAS #	Result (ug)	RL (ug)
Acenaphthylene	208-96-8	<0.05	0.05
Pentadecane	629-62-9	<0.05	0.05
Acenaphthene	83-32-9	<0.05	0.05
Fluorene	86-73-7	<0.05	0.05
TPH		**3.57**	**0.50**
BTEX		<0.02	0.02

© 2014 Amplified Geochemical Imaging, LLC.

AMPLIFIED GEOCHEMICAL IMAGING, LLC
210 Executive Drive, Suite 1
Newark, DE 19702-3335 USA
ph: +1-302-266-2428
www.agisurveys.net

PROJECT NUMBER: ENV ORD-01070-C4R7X **FOR: Minnesota Pollution Control Agency**
SITE NAME: St.Louis Park Solvent Plume **St Paul, MN 55155**
SITE ADDRESS: **USA**

SAMPLER ID: 00728294 FIELD_SAMPLE Matrix: SOIL GAS Product: SPG0001
Dilution Factor: 1 Field ID: PV-301 Porosity: 0.38 Water Filled Voids: 0.14
Installation Date: 4/30/2014 9:21:00AM
Retrieval Date: 5/21/2014 1:55:00PM Date Analyzed: 6/3/2014 2:45:00PM
Analyst: Kelly J Stringham **Method: SPG-WI-0292** **Batch: ENV-140530-1**
Reviewer: Jasmine Smith

Compound	CAS #	Result (ug)	RL (ug)
Vinyl Chloride	75-01-4	<0.20	0.20
Methyl tert-butyl ether	1634-04-4	<0.02	0.02
1,1-Dichloroethene	75-35-4	<0.02	0.02
trans-1,2-Dichloroethene	156-60-5	<0.02	0.02
1,1-Dichloroethane	75-34-3	<0.02	0.02
cis-1,2-Dichloroethene	156-59-2	<0.02	0.02
Chloroform	67-66-3	<0.02	0.02
1,1,1-Trichloroethane	71-55-6	<0.02	0.02
1,2-Dichloroethane	107-06-2	<0.02	0.02
Benzene	71-43-2	<0.02	0.02
Carbon Tetrachloride	56-23-5	<0.02	0.02
Trichloroethene	79-01-6	<0.02	0.02
1,1,2-Trichloroethane	79-00-5	<0.02	0.02
Toluene	108-88-3	<0.02	0.02
Octane	111-65-9	<0.02	0.02
Tetrachloroethene	**127-18-4**	**0.02**	**0.02**
Chlorobenzene	108-90-7	<0.02	0.02
1,1,1,2-Tetrachloroethane	630-20-6	<0.02	0.02
Ethylbenzene	100-41-4	<0.02	0.02
m,p-Xylene	108-38-3/106-42-3	<0.02	0.02
o-Xylene	95-47-6	<0.02	0.02
1,1,2,2-Tetrachloroethane	79-34-5	<0.02	0.02
1,3,5-Trimethylbenzene	**108-67-8**	**0.06**	**0.02**
1,2,4-Trimethylbenzene	**95-63-6**	**0.10**	**0.02**
1,3-Dichlorobenzene	541-73-1	<0.02	0.02
1,4-Dichlorobenzene	106-46-7	<0.02	0.02
1,2-Dichlorobenzene	95-50-1	<0.02	0.02
Undecane	**1120-21-4**	**0.42**	**0.05**
Naphthalene	91-20-3	<0.05	0.05
Tridecane	629-50-5	<0.05	0.05
2-Methylnaphthalene	91-57-6	<0.05	0.05

© 2014 Amplified Geochemical Imaging, LLC.

AMPLIFIED GEOCHEMICAL IMAGING, LLC
210 Executive Drive, Suite 1
Newark, DE 19702-3335 USA
ph: +1-302-266-2428
www.agisurveys.net

PROJECT NUMBER: ENV ORD-01070-C4R7X
SITE NAME: St.Louis Park Solvent Plume
SITE ADDRESS:

FOR: Minnesota Pollution Control Agency
St Paul, MN 55155
USA

SAMPLER ID: 00728294 FIELD_SAMPLE
Matrix: SOIL GAS
Product: SPG0001
Dilution Factor: 1
Field ID: PV-301
Porosity: 0.38
Water Filled Voids: 0.14
Installation Date: 4/30/2014 9:21:00AM
Retrieval Date: 5/21/2014 1:55:00PM
Date Analyzed: 6/3/2014 2:45:00PM
Analyst: Kelly J Stringham
Method: SPG-WI-0292
Batch: ENV-140530-1
Reviewer: Jasmine Smith

Compound	CAS #	Result (ug)	RL (ug)
Acenaphthylene	208-96-8	<0.05	0.05
Pentadecane	629-62-9	<0.05	0.05
Acenaphthene	83-32-9	<0.05	0.05
Fluorene	86-73-7	<0.05	0.05
TPH		**90.78**	**0.50**
BTEX		<0.02	0.02

© 2014 Amplified Geochemical Imaging, LLC.

AMPLIFIED GEOCHEMICAL IMAGING, LLC
210 Executive Drive, Suite 1
Newark, DE 19702-3335 USA
ph: +1-302-266-2428
www.agisurveys.net

PROJECT NUMBER: ENV ORD-01070-C4R7X
SITE NAME: St.Louis Park Solvent Plume
SITE ADDRESS:

FOR: Minnesota Pollution Control Agency
St Paul, MN 55155
USA

SAMPLER ID: 00728297 FIELD_SAMPLE
Matrix: SOIL GAS
Product: SPG0001
Dilution Factor: 1
Field ID: PV-401
Porosity: 0.38
Water Filled Voids: 0.14
Installation Date: 4/29/2014 3:00:00PM
Retrieval Date: 5/21/2014 2:30:00PM
Date Analyzed: 6/3/2014 2:35:00AM
Analyst: Kelly J Stringham
Method: SPG-WI-0292
Batch: ENV-140530-1
Reviewer: Jasmine Smith

Compound	CAS #	Result (ug)	RL (ug)
Vinyl Chloride	75-01-4	<0.20	0.20
Methyl tert-butyl ether	1634-04-4	<0.02	0.02
1,1-Dichloroethene	75-35-4	<0.02	0.02
trans-1,2-Dichloroethene	156-60-5	<0.02	0.02
1,1-Dichloroethane	75-34-3	<0.02	0.02
cis-1,2-Dichloroethene	156-59-2	<0.02	0.02
Chloroform	67-66-3	<0.02	0.02
1,1,1-Trichloroethane	71-55-6	<0.02	0.02
1,2-Dichloroethane	107-06-2	<0.02	0.02
Benzene	71-43-2	<0.02	0.02
Carbon Tetrachloride	56-23-5	<0.02	0.02
Trichloroethene	79-01-6	<0.02	0.02
1,1,2-Trichloroethane	79-00-5	<0.02	0.02
Toluene	108-88-3	<0.02	0.02
Octane	111-65-9	<0.02	0.02
Tetrachloroethene	127-18-4	<0.02	0.02
Chlorobenzene	108-90-7	<0.02	0.02
1,1,1,2-Tetrachloroethane	630-20-6	<0.02	0.02
Ethylbenzene	100-41-4	<0.02	0.02
m,p-Xylene	108-38-3/106-42-3	<0.02	0.02
o-Xylene	95-47-6	<0.02	0.02
1,1,2,2-Tetrachloroethane	79-34-5	<0.02	0.02
1,3,5-Trimethylbenzene	108-67-8	<0.02	0.02
1,2,4-Trimethylbenzene	95-63-6	<0.02	0.02
1,3-Dichlorobenzene	541-73-1	<0.02	0.02
1,4-Dichlorobenzene	106-46-7	<0.02	0.02
1,2-Dichlorobenzene	95-50-1	<0.02	0.02
Undecane	1120-21-4	<0.05	0.05
Naphthalene	91-20-3	<0.05	0.05
Tridecane	629-50-5	<0.05	0.05
2-Methylnaphthalene	91-57-6	<0.05	0.05

© 2014 Amplified Geochemical Imaging, LLC.

AMPLIFIED GEOCHEMICAL IMAGING, LLC
210 Executive Drive, Suite 1
Newark, DE 19702-3335 USA
ph: +1-302-266-2428
www.agisurveys.net

PROJECT NUMBER: ENV ORD-01070-C4R7X
SITE NAME: St.Louis Park Solvent Plume
SITE ADDRESS:

FOR: Minnesota Pollution Control Agency
St Paul, MN 55155
USA

SAMPLER ID: 00728297 FIELD_SAMPLE
Matrix: SOIL GAS
Product: SPG0001
Dilution Factor: 1
Field ID: PV-401
Porosity: 0.38
Water Filled Voids: 0.14
Installation Date: 4/29/2014 3:00:00PM
Retrieval Date: 5/21/2014 2:30:00PM
Date Analyzed: 6/3/2014 2:35:00AM
Analyst: Kelly J Stringham
Method: SPG-WI-0292
Batch: ENV-140530-1
Reviewer: Jasmine Smith

Compound	CAS #	Result (ug)	RL (ug)
Acenaphthylene	208-96-8	<0.05	0.05
Pentadecane	629-62-9	<0.05	0.05
Acenaphthene	83-32-9	<0.05	0.05
Fluorene	86-73-7	<0.05	0.05
TPH		<0.50	0.50
BTEX		<0.02	0.02

© 2014 Amplified Geochemical Imaging, LLC.

AMPLIFIED GEOCHEMICAL IMAGING, LLC
210 Executive Drive, Suite 1
Newark, DE 19702-3335 USA
ph: +1-302-266-2428
www.agisurveys.net

PROJECT NUMBER: ENV ORD-01070-C4R7X **FOR: Minnesota Pollution Control Agency**
SITE NAME: St.Louis Park Solvent Plume **St Paul, MN 55155**
SITE ADDRESS: **USA**

SAMPLER ID: 00728298 FIELD_SAMPLE Matrix: SOIL GAS Product: SPG0001
Dilution Factor: 1 Field ID: PV-318 Porosity: 0.38 Water Filled Voids: 0.14
Installation Date: 4/30/2014 9:14:00AM
Retrieval Date: 5/21/2014 2:00:00PM Date Analyzed: 6/3/2014 3:31:00AM
Analyst: Kelly J Stringham **Method: SPG-WI-0292** **Batch: ENV-140530-1**
Reviewer: Jasmine Smith

Compound	CAS #	Result (ug)	RL (ug)
Vinyl Chloride	75-01-4	<0.20	0.20
Methyl tert-butyl ether	1634-04-4	<0.02	0.02
1,1-Dichloroethene	75-35-4	<0.02	0.02
trans-1,2-Dichloroethene	156-60-5	<0.02	0.02
1,1-Dichloroethane	75-34-3	<0.02	0.02
cis-1,2-Dichloroethene	156-59-2	<0.02	0.02
Chloroform	67-66-3	<0.02	0.02
1,1,1-Trichloroethane	71-55-6	<0.02	0.02
1,2-Dichloroethane	107-06-2	<0.02	0.02
Benzene	71-43-2	<0.02	0.02
Carbon Tetrachloride	56-23-5	<0.02	0.02
Trichloroethene	79-01-6	<0.02	0.02
1,1,2-Trichloroethane	79-00-5	<0.02	0.02
Toluene	108-88-3	<0.02	0.02
Octane	111-65-9	<0.02	0.02
Tetrachloroethene	**127-18-4**	**0.06**	**0.02**
Chlorobenzene	108-90-7	<0.02	0.02
1,1,1,2-Tetrachloroethane	630-20-6	<0.02	0.02
Ethylbenzene	100-41-4	<0.02	0.02
m,p-Xylene	108-38-3/106-42-3	<0.02	0.02
o-Xylene	95-47-6	<0.02	0.02
1,1,2,2-Tetrachloroethane	79-34-5	<0.02	0.02
1,3,5-Trimethylbenzene	108-67-8	<0.02	0.02
1,2,4-Trimethylbenzene	95-63-6	<0.02	0.02
1,3-Dichlorobenzene	541-73-1	<0.02	0.02
1,4-Dichlorobenzene	106-46-7	<0.02	0.02
1,2-Dichlorobenzene	95-50-1	<0.02	0.02
Undecane	1120-21-4	<0.05	0.05
Naphthalene	91-20-3	<0.05	0.05
Tridecane	629-50-5	<0.05	0.05
2-Methylnaphthalene	91-57-6	<0.05	0.05

© 2014 Amplified Geochemical Imaging, LLC.

AMPLIFIED GEOCHEMICAL IMAGING, LLC
210 Executive Drive, Suite 1
Newark, DE 19702-3335 USA
ph: +1-302-266-2428
www.agisurveys.net

PROJECT NUMBER: ENV ORD-01070-C4R7X
SITE NAME: St.Louis Park Solvent Plume
SITE ADDRESS:

FOR: Minnesota Pollution Control Agency
St Paul, MN 55155
USA

SAMPLER ID: 00728298 FIELD_SAMPLE
Matrix: SOIL GAS
Product: SPG0001
Dilution Factor: 1
Field ID: PV-318
Porosity: 0.38
Water Filled Voids: 0.14
Installation Date: 4/30/2014 9:14:00AM
Retrieval Date: 5/21/2014 2:00:00PM
Date Analyzed: 6/3/2014 3:31:00AM
Analyst: Kelly J Stringham
Method: SPG-WI-0292
Batch: ENV-140530-1
Reviewer: Jasmine Smith

Compound	CAS #	Result (ug)	RL (ug)
Acenaphthylene	208-96-8	<0.05	0.05
Pentadecane	629-62-9	<0.05	0.05
Acenaphthene	83-32-9	<0.05	0.05
Fluorene	86-73-7	<0.05	0.05
TPH		**1.07**	**0.50**
BTEX		<0.02	0.02

© 2014 Amplified Geochemical Imaging, LLC.

AMPLIFIED GEOCHEMICAL IMAGING, LLC
210 Executive Drive, Suite 1
Newark, DE 19702-3335 USA
ph: +1-302-266-2428
www.agisurveys.net

PROJECT NUMBER: ENV ORD-01070-C4R7X **FOR: Minnesota Pollution Control Agency**
SITE NAME: St.Louis Park Solvent Plume **St Paul, MN 55155**
SITE ADDRESS: **USA**

SAMPLER ID: 00728299 FIELD_SAMPLE Matrix: SOIL GAS Product: SPG0001
Dilution Factor: 1 Field ID: PV-310 Porosity: 0.38 Water Filled Voids: 0.14
Installation Date: 4/30/2014 10:30:00AM
Retrieval Date: 5/21/2014 1:15:00PM Date Analyzed: 6/2/2014 5:16:00PM
Analyst: Kelly J Stringham **Method: SPG-WI-0292** **Batch: ENV-140530-1**
Reviewer: Jasmine Smith

Compound	CAS #	Result (ug)	RL (ug)
Vinyl Chloride	75-01-4	<0.20	0.20
Methyl tert-butyl ether	1634-04-4	<0.02	0.02
1,1-Dichloroethene	75-35-4	<0.02	0.02
trans-1,2-Dichloroethene	156-60-5	<0.02	0.02
1,1-Dichloroethane	75-34-3	<0.02	0.02
cis-1,2-Dichloroethene	156-59-2	<0.02	0.02
Chloroform	67-66-3	<0.02	0.02
1,1,1-Trichloroethane	71-55-6	<0.02	0.02
1,2-Dichloroethane	107-06-2	<0.02	0.02
Benzene	71-43-2	<0.02	0.02
Carbon Tetrachloride	56-23-5	<0.02	0.02
Trichloroethene	79-01-6	<0.02	0.02
1,1,2-Trichloroethane	79-00-5	<0.02	0.02
Toluene	**108-88-3**	**0.05**	**0.02**
Octane	111-65-9	<0.02	0.02
Tetrachloroethene	**127-18-4**	**0.02**	**0.02**
Chlorobenzene	108-90-7	<0.02	0.02
1,1,1,2-Tetrachloroethane	630-20-6	<0.02	0.02
Ethylbenzene	100-41-4	<0.02	0.02
m,p-Xylene	108-38-3/106-42-3	<0.02	0.02
o-Xylene	95-47-6	<0.02	0.02
1,1,2,2-Tetrachloroethane	79-34-5	<0.02	0.02
1,3,5-Trimethylbenzene	**108-67-8**	**0.12**	**0.02**
1,2,4-Trimethylbenzene	**95-63-6**	**0.13**	**0.02**
1,3-Dichlorobenzene	541-73-1	<0.02	0.02
1,4-Dichlorobenzene	106-46-7	<0.02	0.02
1,2-Dichlorobenzene	95-50-1	<0.02	0.02
Undecane	**1120-21-4**	**0.07**	**0.05**
Naphthalene	91-20-3	<0.05	0.05
Tridecane	629-50-5	<0.05	0.05
2-Methylnaphthalene	91-57-6	<0.05	0.05

© 2014 Amplified Geochemical Imaging, LLC.

AMPLIFIED GEOCHEMICAL IMAGING, LLC
210 Executive Drive, Suite 1
Newark, DE 19702-3335 USA
ph: +1-302-266-2428
www.agisurveys.net

PROJECT NUMBER: ENV ORD-01070-C4R7X
SITE NAME: St.Louis Park Solvent Plume
SITE ADDRESS:

FOR: Minnesota Pollution Control Agency
St Paul, MN 55155
USA

SAMPLER ID: 00728299 FIELD_SAMPLE
Matrix: SOIL GAS
Product: SPG0001
Dilution Factor: 1
Field ID: PV-310
Porosity: 0.38
Water Filled Voids: 0.14
Installation Date: 4/30/2014 10:30:00AM
Retrieval Date: 5/21/2014 1:15:00PM
Date Analyzed: 6/2/2014 5:16:00PM
Analyst: Kelly J Stringham
Method: SPG-WI-0292
Batch: ENV-140530-1
Reviewer: Jasmine Smith

Compound	CAS #	Result (ug)	RL (ug)
Acenaphthylene	208-96-8	<0.05	0.05
Pentadecane	629-62-9	<0.05	0.05
Acenaphthene	83-32-9	<0.05	0.05
Fluorene	86-73-7	<0.05	0.05
TPH		**24.95**	**0.50**
BTEX		**0.05**	**0.02**

© 2014 Amplified Geochemical Imaging, LLC.

AMPLIFIED GEOCHEMICAL IMAGING, LLC
210 Executive Drive, Suite 1
Newark, DE 19702-3335 USA
ph: +1-302-266-2428
www.agisurveys.net

PROJECT NUMBER: ENV ORD-01070-C4R7X **FOR: Minnesota Pollution Control Agency**
SITE NAME: St.Louis Park Solvent Plume **St Paul, MN 55155**
SITE ADDRESS: **USA**

SAMPLER ID: 00728300 FIELD_SAMPLE Matrix: SOIL GAS Product: SPG0001
Dilution Factor: 1 Field ID: PV-302 Porosity: 0.38 Water Filled Voids: 0.14
Installation Date: 4/30/2014 9:28:00AM
Retrieval Date: 5/21/2014 1:50:00PM Date Analyzed: 6/3/2014 12:51:00PM
Analyst: Kelly J Stringham **Method: SPG-WI-0292** **Batch: ENV-140530-1**
Reviewer: Jasmine Smith

Compound	CAS #	Result (ug)	RL (ug)
Vinyl Chloride	75-01-4	<0.20	0.20
Methyl tert-butyl ether	1634-04-4	<0.02	0.02
1,1-Dichloroethene	75-35-4	<0.02	0.02
trans-1,2-Dichloroethene	156-60-5	<0.02	0.02
1,1-Dichloroethane	75-34-3	<0.02	0.02
cis-1,2-Dichloroethene	156-59-2	<0.02	0.02
Chloroform	67-66-3	<0.02	0.02
1,1,1-Trichloroethane	71-55-6	<0.02	0.02
1,2-Dichloroethane	107-06-2	<0.02	0.02
Benzene	71-43-2	<0.02	0.02
Carbon Tetrachloride	56-23-5	<0.02	0.02
Trichloroethene	79-01-6	<0.02	0.02
1,1,2-Trichloroethane	79-00-5	<0.02	0.02
Toluene	108-88-3	<0.02	0.02
Octane	111-65-9	<0.02	0.02
Tetrachloroethene	**127-18-4**	**0.03**	**0.02**
Chlorobenzene	108-90-7	<0.02	0.02
1,1,1,2-Tetrachloroethane	630-20-6	<0.02	0.02
Ethylbenzene	100-41-4	<0.02	0.02
m,p-Xylene	108-38-3/106-42-3	<0.02	0.02
o-Xylene	95-47-6	<0.02	0.02
1,1,2,2-Tetrachloroethane	79-34-5	<0.02	0.02
1,3,5-Trimethylbenzene	**108-67-8**	**0.07**	**0.02**
1,2,4-Trimethylbenzene	**95-63-6**	**0.10**	**0.02**
1,3-Dichlorobenzene	541-73-1	<0.02	0.02
1,4-Dichlorobenzene	106-46-7	<0.02	0.02
1,2-Dichlorobenzene	95-50-1	<0.02	0.02
Undecane	**1120-21-4**	**1.88**	**0.05**
Naphthalene	**91-20-3**	**0.05**	**0.05**
Tridecane	**629-50-5**	**0.18**	**0.05**
2-Methylnaphthalene	**91-57-6**	**0.15**	**0.05**

© 2014 Amplified Geochemical Imaging, LLC.

AMPLIFIED GEOCHEMICAL IMAGING, LLC
210 Executive Drive, Suite 1
Newark, DE 19702-3335 USA
ph: +1-302-266-2428
www.agisurveys.net

PROJECT NUMBER: ENV ORD-01070-C4R7X
SITE NAME: St.Louis Park Solvent Plume
SITE ADDRESS:

FOR: Minnesota Pollution Control Agency
St Paul, MN 55155
USA

SAMPLER ID: 00728300 FIELD_SAMPLE
Matrix: SOIL GAS
Product: SPG0001
Dilution Factor: 1
Field ID: PV-302
Porosity: 0.38
Water Filled Voids: 0.14
Installation Date: 4/30/2014 9:28:00AM
Retrieval Date: 5/21/2014 1:50:00PM
Date Analyzed: 6/3/2014 12:51:00PM
Analyst: Kelly J Stringham
Method: SPG-WI-0292
Batch: ENV-140530-1
Reviewer: Jasmine Smith

Compound	CAS #	Result (ug)	RL (ug)
Acenaphthylene	208-96-8	<0.05	0.05
Pentadecane	629-62-9	<0.05	0.05
Acenaphthene	83-32-9	<0.05	0.05
Fluorene	86-73-7	<0.05	0.05
TPH		**137.23**	**0.50**
BTEX		<0.02	0.02

© 2014 Amplified Geochemical Imaging, LLC.

AMPLIFIED GEOCHEMICAL IMAGING, LLC
210 Executive Drive, Suite 1
Newark, DE 19702-3335 USA
ph: +1-302-266-2428
www.agisurveys.net

PROJECT NUMBER: ENV ORD-01070-C4R7X
SITE NAME: St.Louis Park Solvent Plume
SITE ADDRESS:

FOR: Minnesota Pollution Control Agency
St Paul, MN 55155
USA

SAMPLER ID: 00728301 FIELD_SAMPLE
Matrix: SOIL GAS
Product: SPG0001
Dilution Factor: 1
Field ID: PV-202
Porosity: 0.38
Water Filled Voids: 0.14
Installation Date: 4/30/2014 8:54:00AM
Retrieval Date: 5/21/2014 12:17:00PM
Date Analyzed: 6/2/2014 8:04:00PM
Analyst: Kelly J Stringham
Method: SPG-WI-0292
Batch: ENV-140530-1
Reviewer: Jasmine Smith

Compound	CAS #	Result (ug)	RL (ug)
Vinyl Chloride	75-01-4	<0.20	0.20
Methyl tert-butyl ether	1634-04-4	<0.02	0.02
1,1-Dichloroethene	75-35-4	<0.02	0.02
trans-1,2-Dichloroethene	156-60-5	<0.02	0.02
1,1-Dichloroethane	75-34-3	<0.02	0.02
cis-1,2-Dichloroethene	156-59-2	<0.02	0.02
Chloroform	67-66-3	<0.02	0.02
1,1,1-Trichloroethane	71-55-6	<0.02	0.02
1,2-Dichloroethane	107-06-2	<0.02	0.02
Benzene	71-43-2	<0.02	0.02
Carbon Tetrachloride	56-23-5	<0.02	0.02
Trichloroethene	79-01-6	<0.02	0.02
1,1,2-Trichloroethane	79-00-5	<0.02	0.02
Toluene	108-88-3	<0.02	0.02
Octane	111-65-9	<0.02	0.02
Tetrachloroethene	127-18-4	<0.02	0.02
Chlorobenzene	108-90-7	<0.02	0.02
1,1,1,2-Tetrachloroethane	630-20-6	<0.02	0.02
Ethylbenzene	100-41-4	<0.02	0.02
m,p-Xylene	108-38-3/106-42-3	<0.02	0.02
o-Xylene	95-47-6	<0.02	0.02
1,1,2,2-Tetrachloroethane	79-34-5	<0.02	0.02
1,3,5-Trimethylbenzene	**108-67-8**	**0.02**	**0.02**
1,2,4-Trimethylbenzene	**95-63-6**	**0.04**	**0.02**
1,3-Dichlorobenzene	541-73-1	<0.02	0.02
1,4-Dichlorobenzene	106-46-7	<0.02	0.02
1,2-Dichlorobenzene	95-50-1	<0.02	0.02
Undecane	**1120-21-4**	**0.05**	**0.05**
Naphthalene	91-20-3	<0.05	0.05
Tridecane	629-50-5	<0.05	0.05
2-Methylnaphthalene	91-57-6	<0.05	0.05

© 2014 Amplified Geochemical Imaging, LLC.

AMPLIFIED GEOCHEMICAL IMAGING, LLC
210 Executive Drive, Suite 1
Newark, DE 19702-3335 USA
ph: +1-302-266-2428
www.agisurveys.net

PROJECT NUMBER: ENV ORD-01070-C4R7X
SITE NAME: St.Louis Park Solvent Plume
SITE ADDRESS:

FOR: Minnesota Pollution Control Agency
St Paul, MN 55155
USA

SAMPLER ID: 00728301 FIELD_SAMPLE
Matrix: SOIL GAS
Product: SPG0001
Dilution Factor: 1
Field ID: PV-202
Porosity: 0.38
Water Filled Voids: 0.14
Installation Date: 4/30/2014 8:54:00AM
Retrieval Date: 5/21/2014 12:17:00PM
Date Analyzed: 6/2/2014 8:04:00PM
Analyst: Kelly J Stringham
Method: SPG-WI-0292
Batch: ENV-140530-1
Reviewer: Jasmine Smith

Compound	CAS #	Result (ug)	RL (ug)
Acenaphthylene	208-96-8	<0.05	0.05
Pentadecane	629-62-9	<0.05	0.05
Acenaphthene	83-32-9	<0.05	0.05
Fluorene	86-73-7	<0.05	0.05
TPH		**11.34**	**0.50**
BTEX		<0.02	0.02

© 2014 Amplified Geochemical Imaging, LLC.

AMPLIFIED GEOCHEMICAL IMAGING, LLC
210 Executive Drive, Suite 1
Newark, DE 19702-3335 USA
ph: +1-302-266-2428
www.agisurveys.net

PROJECT NUMBER: ENV ORD-01070-C4R7X **FOR: Minnesota Pollution Control Agency**
SITE NAME: St.Louis Park Solvent Plume **St Paul, MN 55155**
SITE ADDRESS: **USA**

SAMPLER ID: 00728302 FIELD_SAMPLE Matrix: SOIL GAS Product: SPG0001
Dilution Factor: 1 Field ID: PV-102 Porosity: 0.38 Water Filled Voids: 0.14
Installation Date: 4/29/2014 1:48:00PM
Retrieval Date: 5/21/2014 12:25:00PM Date Analyzed: 6/3/2014 8:11:00AM
Analyst: Kelly J Stringham **Method: SPG-WI-0292** **Batch: ENV-140530-1**
Reviewer: Jasmine Smith

Compound	CAS #	Result (ug)	RL (ug)
Vinyl Chloride	75-01-4	<0.20	0.20
Methyl tert-butyl ether	1634-04-4	<0.02	0.02
1,1-Dichloroethene	75-35-4	<0.02	0.02
trans-1,2-Dichloroethene	156-60-5	<0.02	0.02
1,1-Dichloroethane	75-34-3	<0.02	0.02
cis-1,2-Dichloroethene	156-59-2	<0.02	0.02
Chloroform	67-66-3	<0.02	0.02
1,1,1-Trichloroethane	71-55-6	<0.02	0.02
1,2-Dichloroethane	107-06-2	<0.02	0.02
Benzene	**71-43-2**	**0.03**	**0.02**
Carbon Tetrachloride	56-23-5	<0.02	0.02
Trichloroethene	79-01-6	<0.02	0.02
1,1,2-Trichloroethane	79-00-5	<0.02	0.02
Toluene	**108-88-3**	**0.05**	**0.02**
Octane	111-65-9	<0.02	0.02
Tetrachloroethene	127-18-4	<0.02	0.02
Chlorobenzene	108-90-7	<0.02	0.02
1,1,1,2-Tetrachloroethane	630-20-6	<0.02	0.02
Ethylbenzene	100-41-4	<0.02	0.02
m,p-Xylene	108-38-3/106-42-3	<0.02	0.02
o-Xylene	95-47-6	<0.02	0.02
1,1,2,2-Tetrachloroethane	79-34-5	<0.02	0.02
1,3,5-Trimethylbenzene	108-67-8	<0.02	0.02
1,2,4-Trimethylbenzene	**95-63-6**	**0.03**	**0.02**
1,3-Dichlorobenzene	541-73-1	<0.02	0.02
1,4-Dichlorobenzene	106-46-7	<0.02	0.02
1,2-Dichlorobenzene	95-50-1	<0.02	0.02
Undecane	1120-21-4	<0.05	0.05
Naphthalene	91-20-3	<0.05	0.05
Tridecane	629-50-5	<0.05	0.05
2-Methylnaphthalene	91-57-6	<0.05	0.05

© 2014 Amplified Geochemical Imaging, LLC.

AMPLIFIED GEOCHEMICAL IMAGING, LLC
210 Executive Drive, Suite 1
Newark, DE 19702-3335 USA
ph: +1-302-266-2428
www.agisurveys.net

PROJECT NUMBER: ENV ORD-01070-C4R7X
SITE NAME: St.Louis Park Solvent Plume
SITE ADDRESS:

FOR: Minnesota Pollution Control Agency
St Paul, MN 55155
USA

SAMPLER ID: 00728302 FIELD_SAMPLE
Matrix: SOIL GAS
Product: SPG0001
Dilution Factor: 1
Field ID: PV-102
Porosity: 0.38
Water Filled Voids: 0.14
Installation Date: 4/29/2014 1:48:00PM
Retrieval Date: 5/21/2014 12:25:00PM
Date Analyzed: 6/3/2014 8:11:00AM
Analyst: Kelly J Stringham
Method: SPG-WI-0292
Batch: ENV-140530-1
Reviewer: Jasmine Smith

Compound	CAS #	Result (ug)	RL (ug)
Acenaphthylene	208-96-8	<0.05	0.05
Pentadecane	629-62-9	<0.05	0.05
Acenaphthene	83-32-9	<0.05	0.05
Fluorene	86-73-7	<0.05	0.05
TPH		**3.97**	**0.50**
BTEX		**0.08**	**0.02**

© 2014 Amplified Geochemical Imaging, LLC.

AMPLIFIED GEOCHEMICAL IMAGING, LLC
210 Executive Drive, Suite 1
Newark, DE 19702-3335 USA
ph: +1-302-266-2428
www.agisurveys.net

PROJECT NUMBER: ENV ORD-01070-C4R7X **FOR: Minnesota Pollution Control Agency**
SITE NAME: St.Louis Park Solvent Plume **St Paul, MN 55155**
SITE ADDRESS: **USA**

SAMPLER ID: 00728303 FIELD_SAMPLE Matrix: SOIL GAS Product: SPG0001
Dilution Factor: 1 Field ID: PV-402 Porosity: 0.38 Water Filled Voids: 0.14
Installation Date: 4/29/2014 2:55:00PM
Retrieval Date: 5/21/2014 2:25:00PM Date Analyzed: 6/2/2014 7:08:00PM
Analyst: Kelly J Stringham **Method: SPG-WI-0292** **Batch: ENV-140530-1**
Reviewer: Jasmine Smith

Compound	CAS #	Result (ug)	RL (ug)
Vinyl Chloride	75-01-4	<0.20	0.20
Methyl tert-butyl ether	1634-04-4	<0.02	0.02
1,1-Dichloroethene	75-35-4	<0.02	0.02
trans-1,2-Dichloroethene	156-60-5	<0.02	0.02
1,1-Dichloroethane	75-34-3	<0.02	0.02
cis-1,2-Dichloroethene	156-59-2	<0.02	0.02
Chloroform	67-66-3	<0.02	0.02
1,1,1-Trichloroethane	71-55-6	<0.02	0.02
1,2-Dichloroethane	107-06-2	<0.02	0.02
Benzene	**71-43-2**	**0.05**	**0.02**
Carbon Tetrachloride	56-23-5	<0.02	0.02
Trichloroethene	79-01-6	<0.02	0.02
1,1,2-Trichloroethane	79-00-5	<0.02	0.02
Toluene	**108-88-3**	**20.16**	**0.02**
Octane	**111-65-9**	**1.73**	**0.02**
Tetrachloroethene	127-18-4	<0.02	0.02
Chlorobenzene	108-90-7	<0.02	0.02
1,1,1,2-Tetrachloroethane	630-20-6	<0.02	0.02
Ethylbenzene	**100-41-4**	**2.73**	**0.02**
m,p-Xylene	**108-38-3/106-42-3**	**12.94**	**0.02**
o-Xylene	**95-47-6**	**9.92**	**0.02**
1,1,2,2-Tetrachloroethane	79-34-5	<0.02	0.02
1,3,5-Trimethylbenzene	**108-67-8**	**0.12**	**0.02**
1,2,4-Trimethylbenzene	**95-63-6**	**0.17**	**0.02**
1,3-Dichlorobenzene	541-73-1	<0.02	0.02
1,4-Dichlorobenzene	106-46-7	<0.02	0.02
1,2-Dichlorobenzene	95-50-1	<0.02	0.02
Undecane	**1120-21-4**	**4.13**	**0.05**
Naphthalene	91-20-3	<0.05	0.05
Tridecane	629-50-5	<0.05	0.05
2-Methylnaphthalene	91-57-6	<0.05	0.05

© 2014 Amplified Geochemical Imaging, LLC.

AMPLIFIED GEOCHEMICAL IMAGING, LLC
210 Executive Drive, Suite 1
Newark, DE 19702-3335 USA
ph: +1-302-266-2428
www.agisurveys.net

PROJECT NUMBER: ENV ORD-01070-C4R7X
SITE NAME: St.Louis Park Solvent Plume
SITE ADDRESS:

FOR: Minnesota Pollution Control Agency
St Paul, MN 55155
USA

SAMPLER ID: 00728303 FIELD_SAMPLE Matrix: SOIL GAS Product: SPG0001
Dilution Factor: 1 Field ID: PV-402 Porosity: 0.38 Water Filled Voids: 0.14
Installation Date: 4/29/2014 2:55:00PM
Retrieval Date: 5/21/2014 2:25:00PM Date Analyzed: 6/2/2014 7:08:00PM
Analyst: Kelly J Stringham **Method: SPG-WI-0292** **Batch: ENV-140530-1**
Reviewer: Jasmine Smith

Compound	CAS #	Result (ug)	RL (ug)
Acenaphthylene	208-96-8	<0.05	0.05
Pentadecane	629-62-9	<0.05	0.05
Acenaphthene	83-32-9	<0.05	0.05
Fluorene	86-73-7	<0.05	0.05
TPH		**224.90**	**0.50**
BTEX		**45.80**	**0.02**

© 2014 Amplified Geochemical Imaging, LLC.

AMPLIFIED GEOCHEMICAL IMAGING, LLC
210 Executive Drive, Suite 1
Newark, DE 19702-3335 USA
ph: +1-302-266-2428
www.agisurveys.net

PROJECT NUMBER: ENV ORD-01070-C4R7X
SITE NAME: St.Louis Park Solvent Plume
SITE ADDRESS:

FOR: Minnesota Pollution Control Agency
St Paul, MN 55155
USA

SAMPLER ID: 00728304 FIELD_BLANK
Matrix: SOIL GAS
Product: SPG0001
Dilution Factor: 1
Field ID: Field Blank
Porosity:
Water Filled Voids:
Installation Date: 5/20/2014 10:12:00AM
Retrieval Date: 5/20/2014 10:16:00AM
Date Analyzed: 6/2/2014 11:47:00PM
Analyst: Kelly J Stringham
Method: SPG-WI-0292
Batch: ENV-140530-1
Reviewer: Jasmine Smith

Compound	CAS #	Result (ug)	RL (ug)
Vinyl Chloride	75-01-4	<0.20	0.20
Methyl tert-butyl ether	1634-04-4	<0.02	0.02
1,1-Dichloroethene	75-35-4	<0.02	0.02
trans-1,2-Dichloroethene	156-60-5	<0.02	0.02
1,1-Dichloroethane	75-34-3	<0.02	0.02
cis-1,2-Dichloroethene	156-59-2	<0.02	0.02
Chloroform	67-66-3	<0.02	0.02
1,1,1-Trichloroethane	71-55-6	<0.02	0.02
1,2-Dichloroethane	107-06-2	<0.02	0.02
Benzene	71-43-2	<0.02	0.02
Carbon Tetrachloride	56-23-5	<0.02	0.02
Trichloroethene	79-01-6	<0.02	0.02
1,1,2-Trichloroethane	79-00-5	<0.02	0.02
Toluene	108-88-3	<0.02	0.02
Octane	111-65-9	<0.02	0.02
Tetrachloroethene	127-18-4	<0.02	0.02
Chlorobenzene	108-90-7	<0.02	0.02
1,1,1,2-Tetrachloroethane	630-20-6	<0.02	0.02
Ethylbenzene	100-41-4	<0.02	0.02
m,p-Xylene	108-38-3/106-42-3	<0.02	0.02
o-Xylene	95-47-6	<0.02	0.02
1,1,2,2-Tetrachloroethane	79-34-5	<0.02	0.02
1,3,5-Trimethylbenzene	108-67-8	<0.02	0.02
1,2,4-Trimethylbenzene	95-63-6	<0.02	0.02
1,3-Dichlorobenzene	541-73-1	<0.02	0.02
1,4-Dichlorobenzene	106-46-7	<0.02	0.02
1,2-Dichlorobenzene	95-50-1	<0.02	0.02
Undecane	1120-21-4	<0.05	0.05
Naphthalene	91-20-3	<0.05	0.05
Tridecane	629-50-5	<0.05	0.05
2-Methylnaphthalene	91-57-6	<0.05	0.05

© 2014 Amplified Geochemical Imaging, LLC.

AMPLIFIED GEOCHEMICAL IMAGING, LLC
210 Executive Drive, Suite 1
Newark, DE 19702-3335 USA
ph: +1-302-266-2428
www.agisurveys.net

PROJECT NUMBER: ENV ORD-01070-C4R7X
SITE NAME: St.Louis Park Solvent Plume
SITE ADDRESS:

FOR: Minnesota Pollution Control Agency
St Paul, MN 55155
USA

SAMPLER ID: 00728304 FIELD_BLANK
Matrix: SOIL GAS
Product: SPG0001
Dilution Factor: 1
Field ID: Field Blank
Porosity:
Water Filled Voids:
Installation Date: 5/20/2014 10:12:00AM
Retrieval Date: 5/20/2014 10:16:00AM
Date Analyzed: 6/2/2014 11:47:00PM
Analyst: Kelly J Stringham
Method: SPG-WI-0292
Batch: ENV-140530-1
Reviewer: Jasmine Smith

Compound	CAS #	Result (ug)	RL (ug)
Acenaphthylene	208-96-8	<0.05	0.05
Pentadecane	629-62-9	<0.05	0.05
Acenaphthene	83-32-9	<0.05	0.05
Fluorene	86-73-7	<0.05	0.05
TPH		<0.50	0.50
BTEX		<0.02	0.02

© 2014 Amplified Geochemical Imaging, LLC.

AMPLIFIED GEOCHEMICAL IMAGING, LLC
210 Executive Drive, Suite 1
Newark, DE 19702-3335 USA
ph: +1-302-266-2428
www.agisurveys.net

PROJECT NUMBER: ENV ORD-01070-C4R7X **FOR: Minnesota Pollution Control Agency**
SITE NAME: St.Louis Park Solvent Plume **St Paul, MN 55155**
SITE ADDRESS: **USA**

SAMPLER ID: 00728305 FIELD_SAMPLE Matrix: SOIL GAS Product: SPG0001
Dilution Factor: 1 Field ID: PV-311 Porosity: 0.38 Water Filled Voids: 0.14
Installation Date: 4/30/2014 10:40:00AM
Retrieval Date: 5/21/2014 1:10:00PM Date Analyzed: 6/2/2014 5:44:00PM
Analyst: Kelly J Stringham **Method: SPG-WI-0292** **Batch: ENV-140530-1**
Reviewer: Jasmine Smith

Compound	CAS #	Result (ug)	RL (ug)
Vinyl Chloride	75-01-4	<0.20	0.20
Methyl tert-butyl ether	1634-04-4	<0.02	0.02
1,1-Dichloroethene	75-35-4	<0.02	0.02
trans-1,2-Dichloroethene	156-60-5	<0.02	0.02
1,1-Dichloroethane	75-34-3	<0.02	0.02
cis-1,2-Dichloroethene	156-59-2	<0.02	0.02
Chloroform	67-66-3	<0.02	0.02
1,1,1-Trichloroethane	71-55-6	<0.02	0.02
1,2-Dichloroethane	107-06-2	<0.02	0.02
Benzene	71-43-2	<0.02	0.02
Carbon Tetrachloride	56-23-5	<0.02	0.02
Trichloroethene	79-01-6	<0.02	0.02
1,1,2-Trichloroethane	79-00-5	<0.02	0.02
Toluene	108-88-3	<0.02	0.02
Octane	111-65-9	<0.02	0.02
Tetrachloroethene	**127-18-4**	**0.10**	**0.02**
Chlorobenzene	108-90-7	<0.02	0.02
1,1,1,2-Tetrachloroethane	630-20-6	<0.02	0.02
Ethylbenzene	100-41-4	<0.02	0.02
m,p-Xylene	108-38-3/106-42-3	<0.02	0.02
o-Xylene	95-47-6	<0.02	0.02
1,1,2,2-Tetrachloroethane	79-34-5	<0.02	0.02
1,3,5-Trimethylbenzene	**108-67-8**	**0.07**	**0.02**
1,2,4-Trimethylbenzene	**95-63-6**	**0.11**	**0.02**
1,3-Dichlorobenzene	541-73-1	<0.02	0.02
1,4-Dichlorobenzene	106-46-7	<0.02	0.02
1,2-Dichlorobenzene	95-50-1	<0.02	0.02
Undecane	**1120-21-4**	**0.38**	**0.05**
Naphthalene	91-20-3	<0.05	0.05
Tridecane	**629-50-5**	**0.07**	**0.05**
2-Methylnaphthalene	**91-57-6**	**0.05**	**0.05**

© 2014 Amplified Geochemical Imaging, LLC.

AMPLIFIED GEOCHEMICAL IMAGING, LLC
210 Executive Drive, Suite 1
Newark, DE 19702-3335 USA
ph: +1-302-266-2428
www.agisurveys.net

PROJECT NUMBER: ENV ORD-01070-C4R7X
SITE NAME: St.Louis Park Solvent Plume
SITE ADDRESS:

FOR: Minnesota Pollution Control Agency
St Paul, MN 55155
USA

SAMPLER ID: 00728305 FIELD_SAMPLE
Matrix: SOIL GAS
Product: SPG0001
Dilution Factor: 1
Field ID: PV-311
Porosity: 0.38
Water Filled Voids: 0.14
Installation Date: 4/30/2014 10:40:00AM
Retrieval Date: 5/21/2014 1:10:00PM
Date Analyzed: 6/2/2014 5:44:00PM
Analyst: Kelly J Stringham
Method: SPG-WI-0292
Batch: ENV-140530-1
Reviewer: Jasmine Smith

Compound	CAS #	Result (ug)	RL (ug)
Acenaphthylene	208-96-8	<0.05	0.05
Pentadecane	**629-62-9**	**0.09**	**0.05**
Acenaphthene	83-32-9	<0.05	0.05
Fluorene	86-73-7	<0.05	0.05
TPH		**32.65**	**0.50**
BTEX		<0.02	0.02

© 2014 Amplified Geochemical Imaging, LLC.

AMPLIFIED GEOCHEMICAL IMAGING, LLC
210 Executive Drive, Suite 1
Newark, DE 19702-3335 USA
ph: +1-302-266-2428
www.agisurveys.net

PROJECT NUMBER: ENV ORD-01070-C4R7X
SITE NAME: St.Louis Park Solvent Plume
SITE ADDRESS:

FOR: Minnesota Pollution Control Agency
St Paul, MN 55155
USA

SAMPLER ID: 00728306 FIELD_SAMPLE Matrix: SOIL GAS Product: SPG0001
Dilution Factor: 1 Field ID: PV-303 Porosity: 0.38 Water Filled Voids: 0.14
Installation Date: 4/30/2014 9:35:00AM
Retrieval Date: 5/21/2014 1:45:00PM Date Analyzed: 6/3/2014 1:49:00PM
Analyst: Kelly J Stringham **Method: SPG-WI-0292** **Batch: ENV-140530-1**
Reviewer: Jasmine Smith

Compound	CAS #	Result (ug)	RL (ug)
Vinyl Chloride	75-01-4	<0.20	0.20
Methyl tert-butyl ether	1634-04-4	<0.02	0.02
1,1-Dichloroethene	75-35-4	<0.02	0.02
trans-1,2-Dichloroethene	**156-60-5**	**0.02**	**0.02**
1,1-Dichloroethane	75-34-3	<0.02	0.02
cis-1,2-Dichloroethene	**156-59-2**	**0.06**	**0.02**
Chloroform	67-66-3	<0.02	0.02
1,1,1-Trichloroethane	71-55-6	<0.02	0.02
1,2-Dichloroethane	107-06-2	<0.02	0.02
Benzene	71-43-2	<0.02	0.02
Carbon Tetrachloride	56-23-5	<0.02	0.02
Trichloroethene	**79-01-6**	**1.80**	**0.02**
1,1,2-Trichloroethane	79-00-5	<0.02	0.02
Toluene	108-88-3	<0.02	0.02
Octane	111-65-9	<0.02	0.02
Tetrachloroethene	**127-18-4**	**5.46**	**0.02**
Chlorobenzene	108-90-7	<0.02	0.02
1,1,1,2-Tetrachloroethane	630-20-6	<0.02	0.02
Ethylbenzene	100-41-4	<0.02	0.02
m,p-Xylene	108-38-3/106-42-3	<0.02	0.02
o-Xylene	95-47-6	<0.02	0.02
1,1,2,2-Tetrachloroethane	79-34-5	<0.02	0.02
1,3,5-Trimethylbenzene	108-67-8	<0.02	0.02
1,2,4-Trimethylbenzene	**95-63-6**	**0.05**	**0.02**
1,3-Dichlorobenzene	541-73-1	<0.02	0.02
1,4-Dichlorobenzene	106-46-7	<0.02	0.02
1,2-Dichlorobenzene	95-50-1	<0.02	0.02
Undecane	**1120-21-4**	**0.59**	**0.05**
Naphthalene	91-20-3	<0.05	0.05
Tridecane	**629-50-5**	**0.08**	**0.05**
2-Methylnaphthalene	**91-57-6**	**0.08**	**0.05**

© 2014 Amplified Geochemical Imaging, LLC.

AMPLIFIED GEOCHEMICAL IMAGING, LLC
210 Executive Drive, Suite 1
Newark, DE 19702-3335 USA
ph: +1-302-266-2428
www.agisurveys.net

PROJECT NUMBER: ENV ORD-01070-C4R7X
SITE NAME: St.Louis Park Solvent Plume
SITE ADDRESS:

FOR: Minnesota Pollution Control Agency
St Paul, MN 55155
USA

SAMPLER ID: 00728306 FIELD_SAMPLE
Matrix: SOIL GAS
Product: SPG0001
Dilution Factor: 1
Field ID: PV-303
Porosity: 0.38
Water Filled Voids: 0.14
Installation Date: 4/30/2014 9:35:00AM
Retrieval Date: 5/21/2014 1:45:00PM
Date Analyzed: 6/3/2014 1:49:00PM
Analyst: Kelly J Stringham
Method: SPG-WI-0292
Batch: ENV-140530-1
Reviewer: Jasmine Smith

Compound	CAS #	Result (ug)	RL (ug)
Acenaphthylene	208-96-8	<0.05	0.05
Pentadecane	629-62-9	<0.05	0.05
Acenaphthene	83-32-9	<0.05	0.05
Fluorene	86-73-7	<0.05	0.05
TPH		**14.61**	**0.50**
BTEX		<0.02	0.02

© 2014 Amplified Geochemical Imaging, LLC.

AMPLIFIED GEOCHEMICAL IMAGING, LLC
210 Executive Drive, Suite 1
Newark, DE 19702-3335 USA
ph: +1-302-266-2428
www.agisurveys.net

PROJECT NUMBER: ENV ORD-01070-C4R7X **FOR: Minnesota Pollution Control Agency**
SITE NAME: St.Louis Park Solvent Plume **St Paul, MN 55155**
SITE ADDRESS: **USA**

SAMPLER ID: 00728307 FIELD_SAMPLE Matrix: SOIL GAS Product: SPG0001
Dilution Factor: 1 Field ID: PV-203 Porosity: 0.38 Water Filled Voids: 0.14
Installation Date: 4/30/2014 8:48:00AM
Retrieval Date: 5/21/2014 12:15:00PM Date Analyzed: 6/3/2014 8:39:00AM
Analyst: Kelly J Stringham **Method: SPG-WI-0292** **Batch: ENV-140530-1**
Reviewer: Jasmine Smith

Compound	CAS #	Result (ug)	RL (ug)
Vinyl Chloride	75-01-4	<0.20	0.20
Methyl tert-butyl ether	1634-04-4	<0.02	0.02
1,1-Dichloroethene	75-35-4	<0.02	0.02
trans-1,2-Dichloroethene	156-60-5	<0.02	0.02
1,1-Dichloroethane	75-34-3	<0.02	0.02
cis-1,2-Dichloroethene	156-59-2	<0.02	0.02
Chloroform	67-66-3	<0.02	0.02
1,1,1-Trichloroethane	71-55-6	<0.02	0.02
1,2-Dichloroethane	107-06-2	<0.02	0.02
Benzene	71-43-2	<0.02	0.02
Carbon Tetrachloride	56-23-5	<0.02	0.02
Trichloroethene	79-01-6	<0.02	0.02
1,1,2-Trichloroethane	79-00-5	<0.02	0.02
Toluene	**108-88-3**	**0.03**	**0.02**
Octane	**111-65-9**	**0.03**	**0.02**
Tetrachloroethene	**127-18-4**	**0.32**	**0.02**
Chlorobenzene	108-90-7	<0.02	0.02
1,1,1,2-Tetrachloroethane	630-20-6	<0.02	0.02
Ethylbenzene	**100-41-4**	**0.03**	**0.02**
m,p-Xylene	**108-38-3/106-42-3**	**0.14**	**0.02**
o-Xylene	**95-47-6**	**0.26**	**0.02**
1,1,2,2-Tetrachloroethane	79-34-5	<0.02	0.02
1,3,5-Trimethylbenzene	**108-67-8**	**1.19**	**0.02**
1,2,4-Trimethylbenzene	**95-63-6**	**1.80**	**0.02**
1,3-Dichlorobenzene	541-73-1	<0.02	0.02
1,4-Dichlorobenzene	106-46-7	<0.02	0.02
1,2-Dichlorobenzene	95-50-1	<0.02	0.02
Undecane	**1120-21-4**	**4.73**	**0.05**
Naphthalene	**91-20-3**	**0.12**	**0.05**
Tridecane	**629-50-5**	**0.51**	**0.05**
2-Methylnaphthalene	**91-57-6**	**0.06**	**0.05**

© 2014 Amplified Geochemical Imaging, LLC.

AMPLIFIED GEOCHEMICAL IMAGING, LLC
210 Executive Drive, Suite 1
Newark, DE 19702-3335 USA
ph: +1-302-266-2428
www.agisurveys.net

PROJECT NUMBER: ENV ORD-01070-C4R7X
SITE NAME: St.Louis Park Solvent Plume
SITE ADDRESS:

FOR: Minnesota Pollution Control Agency
St Paul, MN 55155
USA

SAMPLER ID: 00728307 FIELD_SAMPLE
Matrix: SOIL GAS
Product: SPG0001
Dilution Factor: 1
Field ID: PV-203
Porosity: 0.38
Water Filled Voids: 0.14
Installation Date: 4/30/2014 8:48:00AM
Retrieval Date: 5/21/2014 12:15:00PM
Date Analyzed: 6/3/2014 8:39:00AM
Analyst: Kelly J Stringham
Method: SPG-WI-0292
Batch: ENV-140530-1
Reviewer: Jasmine Smith

Compound	CAS #	Result (ug)	RL (ug)
Acenaphthylene	208-96-8	<0.05	0.05
Pentadecane	629-62-9	<0.05	0.05
Acenaphthene	83-32-9	<0.05	0.05
Fluorene	86-73-7	<0.05	0.05
TPH		**125.33**	**0.50**
BTEX		**0.46**	**0.02**

© 2014 Amplified Geochemical Imaging, LLC.

AMPLIFIED GEOCHEMICAL IMAGING, LLC
210 Executive Drive, Suite 1
Newark, DE 19702-3335 USA
ph: +1-302-266-2428
www.agisurveys.net

PROJECT NUMBER: ENV ORD-01070-C4R7X **FOR: Minnesota Pollution Control Agency**
SITE NAME: St.Louis Park Solvent Plume **St Paul, MN 55155**
SITE ADDRESS: **USA**

SAMPLER ID: 00728308 FIELD_SAMPLE Matrix: SOIL GAS Product: SPG0001
Dilution Factor: 1 Field ID: PV-103 Porosity: 0.38 Water Filled Voids: 0.14
Installation Date: 4/29/2014 1:53:00PM
Retrieval Date: 5/21/2014 12:32:00PM Date Analyzed: 6/3/2014 2:17:00PM
Analyst: Kelly J Stringham **Method: SPG-WI-0292** **Batch: ENV-140530-1**
Reviewer: Jasmine Smith

Compound	CAS #	Result (ug)	RL (ug)
Vinyl Chloride	75-01-4	<0.20	0.20
Methyl tert-butyl ether	1634-04-4	<0.02	0.02
1,1-Dichloroethene	75-35-4	<0.02	0.02
trans-1,2-Dichloroethene	156-60-5	<0.02	0.02
1,1-Dichloroethane	75-34-3	<0.02	0.02
cis-1,2-Dichloroethene	156-59-2	<0.02	0.02
Chloroform	67-66-3	<0.02	0.02
1,1,1-Trichloroethane	71-55-6	<0.02	0.02
1,2-Dichloroethane	107-06-2	<0.02	0.02
Benzene	71-43-2	<0.02	0.02
Carbon Tetrachloride	56-23-5	<0.02	0.02
Trichloroethene	79-01-6	<0.02	0.02
1,1,2-Trichloroethane	79-00-5	<0.02	0.02
Toluene	108-88-3	<0.02	0.02
Octane	**111-65-9**	**0.03**	**0.02**
Tetrachloroethene	**127-18-4**	**0.33**	**0.02**
Chlorobenzene	108-90-7	<0.02	0.02
1,1,1,2-Tetrachloroethane	630-20-6	<0.02	0.02
Ethylbenzene	**100-41-4**	**0.03**	**0.02**
m,p-Xylene	108-38-3/106-42-3	<0.02	0.02
o-Xylene	**95-47-6**	**0.09**	**0.02**
1,1,2,2-Tetrachloroethane	79-34-5	<0.02	0.02
1,3,5-Trimethylbenzene	**108-67-8**	**0.08**	**0.02**
1,2,4-Trimethylbenzene	**95-63-6**	**0.04**	**0.02**
1,3-Dichlorobenzene	541-73-1	<0.02	0.02
1,4-Dichlorobenzene	106-46-7	<0.02	0.02
1,2-Dichlorobenzene	95-50-1	<0.02	0.02
Undecane	**1120-21-4**	**4.70**	**0.05**
Naphthalene	**91-20-3**	**0.17**	**0.05**
Tridecane	**629-50-5**	**2.66**	**0.05**
2-Methylnaphthalene	**91-57-6**	**0.41**	**0.05**

© 2014 Amplified Geochemical Imaging, LLC.

AMPLIFIED GEOCHEMICAL IMAGING, LLC
210 Executive Drive, Suite 1
Newark, DE 19702-3335 USA
ph: +1-302-266-2428
www.agisurveys.net

PROJECT NUMBER: ENV ORD-01070-C4R7X
SITE NAME: St.Louis Park Solvent Plume
SITE ADDRESS:

FOR: Minnesota Pollution Control Agency
St Paul, MN 55155
USA

SAMPLER ID: 00728308 FIELD_SAMPLE
Matrix: SOIL GAS
Product: SPG0001
Dilution Factor: 1
Field ID: PV-103
Porosity: 0.38
Water Filled Voids: 0.14
Installation Date: 4/29/2014 1:53:00PM
Retrieval Date: 5/21/2014 12:32:00PM
Date Analyzed: 6/3/2014 2:17:00PM
Analyst: Kelly J Stringham
Method: SPG-WI-0292
Batch: ENV-140530-1
Reviewer: Jasmine Smith

Compound	CAS #	Result (ug)	RL (ug)
Acenaphthylene	208-96-8	<0.05	0.05
Pentadecane	**629-62-9**	**0.29**	**0.05**
Acenaphthene	83-32-9	<0.05	0.05
Fluorene	86-73-7	<0.05	0.05
TPH		**239.66**	**0.50**
BTEX		**0.11**	**0.02**

© 2014 Amplified Geochemical Imaging, LLC.

AMPLIFIED GEOCHEMICAL IMAGING, LLC
210 Executive Drive, Suite 1
Newark, DE 19702-3335 USA
ph: +1-302-266-2428
www.agisurveys.net

PROJECT NUMBER: ENV ORD-01070-C4R7X **FOR: Minnesota Pollution Control Agency**
SITE NAME: St.Louis Park Solvent Plume **St Paul, MN 55155**
SITE ADDRESS: **USA**

SAMPLER ID: 00728309 FIELD_SAMPLE Matrix: SOIL GAS Product: SPG0001
Dilution Factor: 1 Field ID: PV-403 Porosity: 0.38 Water Filled Voids: 0.14
Installation Date: 4/29/2014 2:50:00PM
Retrieval Date: 5/21/2014 2:20:00PM Date Analyzed: 6/3/2014 12:15:00PM
Analyst: Kelly J Stringham **Method: SPG-WI-0292** **Batch: ENV-140530-1**
Reviewer: Jasmine Smith

Compound	CAS #	Result (ug)	RL (ug)
Vinyl Chloride	75-01-4	<0.20	0.20
Methyl tert-butyl ether	1634-04-4	<0.02	0.02
1,1-Dichloroethene	75-35-4	<0.02	0.02
trans-1,2-Dichloroethene	156-60-5	<0.02	0.02
1,1-Dichloroethane	75-34-3	<0.02	0.02
cis-1,2-Dichloroethene	156-59-2	<0.02	0.02
Chloroform	67-66-3	<0.02	0.02
1,1,1-Trichloroethane	71-55-6	<0.02	0.02
1,2-Dichloroethane	107-06-2	<0.02	0.02
Benzene	71-43-2	<0.02	0.02
Carbon Tetrachloride	56-23-5	<0.02	0.02
Trichloroethene	79-01-6	<0.02	0.02
1,1,2-Trichloroethane	79-00-5	<0.02	0.02
Toluene	**108-88-3**	**0.63**	**0.02**
Octane	**111-65-9**	**0.04**	**0.02**
Tetrachloroethene	127-18-4	<0.02	0.02
Chlorobenzene	108-90-7	<0.02	0.02
1,1,1,2-Tetrachloroethane	630-20-6	<0.02	0.02
Ethylbenzene	100-41-4	<0.02	0.02
m,p-Xylene	108-38-3/106-42-3	<0.02	0.02
o-Xylene	95-47-6	<0.02	0.02
1,1,2,2-Tetrachloroethane	79-34-5	<0.02	0.02
1,3,5-Trimethylbenzene	108-67-8	<0.02	0.02
1,2,4-Trimethylbenzene	95-63-6	<0.02	0.02
1,3-Dichlorobenzene	541-73-1	<0.02	0.02
1,4-Dichlorobenzene	106-46-7	<0.02	0.02
1,2-Dichlorobenzene	95-50-1	<0.02	0.02
Undecane	1120-21-4	<0.05	0.05
Naphthalene	91-20-3	<0.05	0.05
Tridecane	629-50-5	<0.05	0.05
2-Methylnaphthalene	91-57-6	<0.05	0.05

© 2014 Amplified Geochemical Imaging, LLC.

AMPLIFIED GEOCHEMICAL IMAGING, LLC
210 Executive Drive, Suite 1
Newark, DE 19702-3335 USA
ph: +1-302-266-2428
www.agisurveys.net

PROJECT NUMBER: ENV ORD-01070-C4R7X
SITE NAME: St.Louis Park Solvent Plume
SITE ADDRESS:

FOR: Minnesota Pollution Control Agency
St Paul, MN 55155
USA

SAMPLER ID: 00728309 FIELD_SAMPLE
Matrix: SOIL GAS
Product: SPG0001
Dilution Factor: 1
Field ID: PV-403
Porosity: 0.38
Water Filled Voids: 0.14
Installation Date: 4/29/2014 2:50:00PM
Retrieval Date: 5/21/2014 2:20:00PM
Date Analyzed: 6/3/2014 12:15:00PM
Analyst: Kelly J Stringham
Method: SPG-WI-0292
Batch: ENV-140530-1
Reviewer: Jasmine Smith

Compound	CAS #	Result (ug)	RL (ug)
Acenaphthylene	208-96-8	<0.05	0.05
Pentadecane	629-62-9	<0.05	0.05
Acenaphthene	83-32-9	<0.05	0.05
Fluorene	86-73-7	<0.05	0.05
TPH		**6.95**	**0.50**
BTEX		**0.63**	**0.02**

© 2014 Amplified Geochemical Imaging, LLC.

AMPLIFIED GEOCHEMICAL IMAGING, LLC
210 Executive Drive, Suite 1
Newark, DE 19702-3335 USA
ph: +1-302-266-2428
www.agisurveys.net

PROJECT NUMBER: ENV ORD-01070-C4R7X **FOR: Minnesota Pollution Control Agency**
SITE NAME: St.Louis Park Solvent Plume **St Paul, MN 55155**
SITE ADDRESS: **USA**

SAMPLER ID: 00728310 TRIP_BLANK Matrix: SOIL GAS Product: SPG0001
Dilution Factor: 1 Field ID: Trip Blank Porosity: Water Filled Voids:

Date Analyzed: 6/3/2014 12:43:00PM

Analyst: Kelly J Stringham **Method: SPG-WI-0292** **Batch: ENV-140530-1**
Reviewer: Jasmine Smith

Compound	CAS #	Result (ug)	RL (ug)
Vinyl Chloride	75-01-4	<0.20	0.20
Methyl tert-butyl ether	1634-04-4	<0.02	0.02
1,1-Dichloroethene	75-35-4	<0.02	0.02
trans-1,2-Dichloroethene	156-60-5	<0.02	0.02
1,1-Dichloroethane	75-34-3	<0.02	0.02
cis-1,2-Dichloroethene	156-59-2	<0.02	0.02
Chloroform	67-66-3	<0.02	0.02
1,1,1-Trichloroethane	71-55-6	<0.02	0.02
1,2-Dichloroethane	107-06-2	<0.02	0.02
Benzene	71-43-2	<0.02	0.02
Carbon Tetrachloride	56-23-5	<0.02	0.02
Trichloroethene	79-01-6	<0.02	0.02
1,1,2-Trichloroethane	79-00-5	<0.02	0.02
Toluene	108-88-3	<0.02	0.02
Octane	111-65-9	<0.02	0.02
Tetrachloroethene	127-18-4	<0.02	0.02
Chlorobenzene	108-90-7	<0.02	0.02
1,1,1,2-Tetrachloroethane	630-20-6	<0.02	0.02
Ethylbenzene	100-41-4	<0.02	0.02
m,p-Xylene	108-38-3/106-42-3	<0.02	0.02
o-Xylene	95-47-6	<0.02	0.02
1,1,2,2-Tetrachloroethane	79-34-5	<0.02	0.02
1,3,5-Trimethylbenzene	108-67-8	<0.02	0.02
1,2,4-Trimethylbenzene	95-63-6	<0.02	0.02
1,3-Dichlorobenzene	541-73-1	<0.02	0.02
1,4-Dichlorobenzene	106-46-7	<0.02	0.02
1,2-Dichlorobenzene	95-50-1	<0.02	0.02
Undecane	1120-21-4	<0.05	0.05
Naphthalene	91-20-3	<0.05	0.05
Tridecane	629-50-5	<0.05	0.05
2-Methylnaphthalene	91-57-6	<0.05	0.05

© 2014 Amplified Geochemical Imaging, LLC.

AMPLIFIED GEOCHEMICAL IMAGING, LLC
210 Executive Drive, Suite 1
Newark, DE 19702-3335 USA
ph: +1-302-266-2428
www.agisurveys.net

PROJECT NUMBER: ENV ORD-01070-C4R7X
SITE NAME: St.Louis Park Solvent Plume
SITE ADDRESS:

FOR: Minnesota Pollution Control Agency
St Paul, MN 55155
USA

SAMPLER ID: 00728310 TRIP_BLANK
Dilution Factor: 1 Field ID: Trip Blank
Matrix: SOIL GAS Product: SPG0001
Porosity: Water Filled Voids:

Date Analyzed: 6/3/2014 12:43:00PM
Analyst: Kelly J Stringham **Method: SPG-WI-0292** **Batch: ENV-140530-1**
Reviewer: Jasmine Smith

Compound	CAS #	Result (ug)	RL (ug)
Acenaphthylene	208-96-8	<0.05	0.05
Pentadecane	629-62-9	<0.05	0.05
Acenaphthene	83-32-9	<0.05	0.05
Fluorene	86-73-7	<0.05	0.05
TPH		<0.50	0.50
BTEX		<0.02	0.02

© 2014 Amplified Geochemical Imaging, LLC.

AMPLIFIED GEOCHEMICAL IMAGING, LLC
210 Executive Drive, Suite 1
Newark, DE 19702-3335 USA
ph: +1-302-266-2428
www.agisurveys.net

PROJECT NUMBER: ENV ORD-01070-C4R7X **FOR: Minnesota Pollution Control Agency**
SITE NAME: St.Louis Park Solvent Plume **St Paul, MN 55155**
SITE ADDRESS: **USA**

SAMPLER ID: 00728311 FIELD_SAMPLE Matrix: SOIL GAS Product: SPG0001
Dilution Factor: 1 Field ID: PV-312 Porosity: 0.38 Water Filled Voids: 0.14
Installation Date: 4/30/2014 10:50:00AM
Retrieval Date: 5/21/2014 1:05:00PM Date Analyzed: 6/3/2014 12:23:00PM
Analyst: Kelly J Stringham **Method: SPG-WI-0292** **Batch: ENV-140530-1**
Reviewer: Jasmine Smith

Compound	CAS #	Result (ug)	RL (ug)
Vinyl Chloride	75-01-4	<0.20	0.20
Methyl tert-butyl ether	1634-04-4	<0.02	0.02
1,1-Dichloroethene	75-35-4	<0.02	0.02
trans-1,2-Dichloroethene	156-60-5	<0.02	0.02
1,1-Dichloroethane	75-34-3	<0.02	0.02
cis-1,2-Dichloroethene	156-59-2	<0.02	0.02
Chloroform	67-66-3	<0.02	0.02
1,1,1-Trichloroethane	71-55-6	<0.02	0.02
1,2-Dichloroethane	107-06-2	<0.02	0.02
Benzene	71-43-2	<0.02	0.02
Carbon Tetrachloride	56-23-5	<0.02	0.02
Trichloroethene	79-01-6	<0.02	0.02
1,1,2-Trichloroethane	79-00-5	<0.02	0.02
Toluene	**108-88-3**	**0.09**	**0.02**
Octane	111-65-9	<0.02	0.02
Tetrachloroethene	**127-18-4**	**0.05**	**0.02**
Chlorobenzene	108-90-7	<0.02	0.02
1,1,1,2-Tetrachloroethane	630-20-6	<0.02	0.02
Ethylbenzene	100-41-4	<0.02	0.02
m,p-Xylene	**108-38-3/106-42-3**	**0.03**	**0.02**
o-Xylene	**95-47-6**	**0.07**	**0.02**
1,1,2,2-Tetrachloroethane	79-34-5	<0.02	0.02
1,3,5-Trimethylbenzene	**108-67-8**	**0.58**	**0.02**
1,2,4-Trimethylbenzene	**95-63-6**	**0.71**	**0.02**
1,3-Dichlorobenzene	541-73-1	<0.02	0.02
1,4-Dichlorobenzene	106-46-7	<0.02	0.02
1,2-Dichlorobenzene	95-50-1	<0.02	0.02
Undecane	**1120-21-4**	**2.80**	**0.05**
Naphthalene	**91-20-3**	**0.07**	**0.05**
Tridecane	**629-50-5**	**0.31**	**0.05**
2-Methylnaphthalene	**91-57-6**	**0.20**	**0.05**

© 2014 Amplified Geochemical Imaging, LLC.

AMPLIFIED GEOCHEMICAL IMAGING, LLC
210 Executive Drive, Suite 1
Newark, DE 19702-3335 USA
ph: +1-302-266-2428
www.agisurveys.net

PROJECT NUMBER: ENV ORD-01070-C4R7X
SITE NAME: St.Louis Park Solvent Plume
SITE ADDRESS:

FOR: Minnesota Pollution Control Agency
St Paul, MN 55155
USA

SAMPLER ID: 00728311 FIELD_SAMPLE
Matrix: SOIL GAS
Product: SPG0001
Dilution Factor: 1
Field ID: PV-312
Porosity: 0.38
Water Filled Voids: 0.14
Installation Date: 4/30/2014 10:50:00AM
Retrieval Date: 5/21/2014 1:05:00PM
Date Analyzed: 6/3/2014 12:23:00PM
Analyst: Kelly J Stringham
Method: SPG-WI-0292
Batch: ENV-140530-1
Reviewer: Jasmine Smith

Compound	CAS #	Result (ug)	RL (ug)
Acenaphthylene	208-96-8	<0.05	0.05
Pentadecane	**629-62-9**	**0.14**	**0.05**
Acenaphthene	83-32-9	<0.05	0.05
Fluorene	86-73-7	<0.05	0.05
TPH		**111.31**	**0.50**
BTEX		**0.19**	**0.02**

© 2014 Amplified Geochemical Imaging, LLC.

AMPLIFIED GEOCHEMICAL IMAGING, LLC
210 Executive Drive, Suite 1
Newark, DE 19702-3335 USA
ph: +1-302-266-2428
www.agisurveys.net

PROJECT NUMBER: ENV ORD-01070-C4R7X **FOR: Minnesota Pollution Control Agency**
SITE NAME: St.Louis Park Solvent Plume **St Paul, MN 55155**
SITE ADDRESS: **USA**

SAMPLER ID: 00728312 FIELD_SAMPLE Matrix: SOIL GAS Product: SPG0001
Dilution Factor: 1 Field ID: PV-304 Porosity: 0.38 Water Filled Voids: 0.14
Installation Date: 4/30/2014 9:37:00AM
Retrieval Date: 5/21/2014 1:40:00PM Date Analyzed: 6/2/2014 8:31:00PM
Analyst: Kelly J Stringham **Method: SPG-WI-0292** **Batch: ENV-140530-1**
Reviewer: Jasmine Smith

Compound	CAS #	Result (ug)	RL (ug)
Vinyl Chloride	75-01-4	<0.20	0.20
Methyl tert-butyl ether	1634-04-4	<0.02	0.02
1,1-Dichloroethene	75-35-4	<0.02	0.02
trans-1,2-Dichloroethene	156-60-5	<0.02	0.02
1,1-Dichloroethane	75-34-3	<0.02	0.02
cis-1,2-Dichloroethene	156-59-2	<0.02	0.02
Chloroform	67-66-3	<0.02	0.02
1,1,1-Trichloroethane	71-55-6	<0.02	0.02
1,2-Dichloroethane	107-06-2	<0.02	0.02
Benzene	71-43-2	<0.02	0.02
Carbon Tetrachloride	56-23-5	<0.02	0.02
Trichloroethene	79-01-6	<0.02	0.02
1,1,2-Trichloroethane	79-00-5	<0.02	0.02
Toluene	108-88-3	<0.02	0.02
Octane	111-65-9	<0.02	0.02
Tetrachloroethene	**127-18-4**	**0.20**	**0.02**
Chlorobenzene	108-90-7	<0.02	0.02
1,1,1,2-Tetrachloroethane	630-20-6	<0.02	0.02
Ethylbenzene	100-41-4	<0.02	0.02
m,p-Xylene	108-38-3/106-42-3	<0.02	0.02
o-Xylene	95-47-6	<0.02	0.02
1,1,2,2-Tetrachloroethane	79-34-5	<0.02	0.02
1,3,5-Trimethylbenzene	**108-67-8**	**0.07**	**0.02**
1,2,4-Trimethylbenzene	**95-63-6**	**0.08**	**0.02**
1,3-Dichlorobenzene	541-73-1	<0.02	0.02
1,4-Dichlorobenzene	106-46-7	<0.02	0.02
1,2-Dichlorobenzene	95-50-1	<0.02	0.02
Undecane	**1120-21-4**	**0.90**	**0.05**
Naphthalene	**91-20-3**	**0.20**	**0.05**
Tridecane	**629-50-5**	**0.51**	**0.05**
2-Methylnaphthalene	**91-57-6**	**0.59**	**0.05**

© 2014 Amplified Geochemical Imaging, LLC.

AMPLIFIED GEOCHEMICAL IMAGING, LLC
210 Executive Drive, Suite 1
Newark, DE 19702-3335 USA
ph: +1-302-266-2428
www.agisurveys.net

PROJECT NUMBER: ENV ORD-01070-C4R7X
SITE NAME: St.Louis Park Solvent Plume
SITE ADDRESS:

FOR: Minnesota Pollution Control Agency
St Paul, MN 55155
USA

SAMPLER ID: 00728312 FIELD_SAMPLE
Matrix: SOIL GAS
Product: SPG0001
Dilution Factor: 1
Field ID: PV-304
Porosity: 0.38
Water Filled Voids: 0.14
Installation Date: 4/30/2014 9:37:00AM
Retrieval Date: 5/21/2014 1:40:00PM
Date Analyzed: 6/2/2014 8:31:00PM
Analyst: Kelly J Stringham
Method: SPG-WI-0292
Batch: ENV-140530-1
Reviewer: Jasmine Smith

Compound	CAS #	Result (ug)	RL (ug)
Acenaphthylene	208-96-8	<0.05	0.05
Pentadecane	**629-62-9**	**0.08**	**0.05**
Acenaphthene	83-32-9	<0.05	0.05
Fluorene	86-73-7	<0.05	0.05
TPH		**83.42**	**0.50**
BTEX		<0.02	0.02

© 2014 Amplified Geochemical Imaging, LLC.

AMPLIFIED GEOCHEMICAL IMAGING, LLC
210 Executive Drive, Suite 1
Newark, DE 19702-3335 USA
ph: +1-302-266-2428
www.agisurveys.net

PROJECT NUMBER: ENV ORD-01070-C4R7X **FOR: Minnesota Pollution Control Agency**
SITE NAME: St.Louis Park Solvent Plume **St Paul, MN 55155**
SITE ADDRESS: **USA**

SAMPLER ID: 00728313 FIELD_SAMPLE Matrix: SOIL GAS Product: SPG0001
Dilution Factor: 1 Field ID: PV-204 Porosity: 0.38 Water Filled Voids: 0.14
Installation Date: 4/30/2014 8:42:00AM
Retrieval Date: 5/21/2014 12:10:00PM Date Analyzed: 6/3/2014 3:03:00AM
Analyst: Kelly J Stringham **Method: SPG-WI-0292** **Batch: ENV-140530-1**
Reviewer: Jasmine Smith

Compound	CAS #	Result (ug)	RL (ug)
Vinyl Chloride	75-01-4	<0.20	0.20
Methyl tert-butyl ether	1634-04-4	<0.02	0.02
1,1-Dichloroethene	**75-35-4**	**0.05**	**0.02**
trans-1,2-Dichloroethene	156-60-5	<0.02	0.02
1,1-Dichloroethane	75-34-3	<0.02	0.02
cis-1,2-Dichloroethene	156-59-2	<0.02	0.02
Chloroform	67-66-3	<0.02	0.02
1,1,1-Trichloroethane	71-55-6	<0.02	0.02
1,2-Dichloroethane	107-06-2	<0.02	0.02
Benzene	71-43-2	<0.02	0.02
Carbon Tetrachloride	56-23-5	<0.02	0.02
Trichloroethene	79-01-6	<0.02	0.02
1,1,2-Trichloroethane	**79-00-5**	**0.06**	**0.02**
Toluene	108-88-3	<0.02	0.02
Octane	111-65-9	<0.02	0.02
Tetrachloroethene	**127-18-4**	**0.05**	**0.02**
Chlorobenzene	108-90-7	<0.02	0.02
1,1,1,2-Tetrachloroethane	630-20-6	<0.02	0.02
Ethylbenzene	100-41-4	<0.02	0.02
m,p-Xylene	**108-38-3/106-42-3**	**0.07**	**0.02**
o-Xylene	**95-47-6**	**0.12**	**0.02**
1,1,2,2-Tetrachloroethane	79-34-5	<0.02	0.02
1,3,5-Trimethylbenzene	**108-67-8**	**0.64**	**0.02**
1,2,4-Trimethylbenzene	**95-63-6**	**1.40**	**0.02**
1,3-Dichlorobenzene	541-73-1	<0.02	0.02
1,4-Dichlorobenzene	106-46-7	<0.02	0.02
1,2-Dichlorobenzene	95-50-1	<0.02	0.02
Undecane	**1120-21-4**	**4.52**	**0.05**
Naphthalene	**91-20-3**	**0.09**	**0.05**
Tridecane	**629-50-5**	**0.34**	**0.05**
2-Methylnaphthalene	**91-57-6**	**0.05**	**0.05**

© 2014 Amplified Geochemical Imaging, LLC.

AMPLIFIED GEOCHEMICAL IMAGING, LLC
210 Executive Drive, Suite 1
Newark, DE 19702-3335 USA
ph: +1-302-266-2428
www.agisurveys.net

PROJECT NUMBER: ENV ORD-01070-C4R7X
SITE NAME: St.Louis Park Solvent Plume
SITE ADDRESS:

FOR: Minnesota Pollution Control Agency
St Paul, MN 55155
USA

SAMPLER ID: 00728313 FIELD_SAMPLE
Matrix: SOIL GAS
Product: SPG0001
Dilution Factor: 1
Field ID: PV-204
Porosity: 0.38
Water Filled Voids: 0.14
Installation Date: 4/30/2014 8:42:00AM
Retrieval Date: 5/21/2014 12:10:00PM
Date Analyzed: 6/3/2014 3:03:00AM
Analyst: Kelly J Stringham
Method: SPG-WI-0292
Batch: ENV-140530-1
Reviewer: Jasmine Smith

Compound	CAS #	Result (ug)	RL (ug)
Acenaphthylene	208-96-8	<0.05	0.05
Pentadecane	629-62-9	<0.05	0.05
Acenaphthene	83-32-9	<0.05	0.05
Fluorene	86-73-7	<0.05	0.05
TPH		**72.24**	**0.50**
BTEX		**0.19**	**0.02**

© 2014 Amplified Geochemical Imaging, LLC.

AMPLIFIED GEOCHEMICAL IMAGING, LLC
210 Executive Drive, Suite 1
Newark, DE 19702-3335 USA
ph: +1-302-266-2428
www.agisurveys.net

PROJECT NUMBER: ENV ORD-01070-C4R7X
SITE NAME: St.Louis Park Solvent Plume
SITE ADDRESS:

FOR: Minnesota Pollution Control Agency
St Paul, MN 55155
USA

SAMPLER ID: 00728314 FIELD_SAMPLE
Matrix: SOIL GAS
Product: SPG0001
Dilution Factor: 1
Field ID: PV-104
Porosity: 0.38
Water Filled Voids: 0.14
Installation Date: 4/29/2014 1:58:00PM
Retrieval Date: 5/21/2014 12:38:00PM
Date Analyzed: 6/3/2014 5:23:00AM
Analyst: Kelly J Stringham
Method: SPG-WI-0292
Batch: ENV-140530-1
Reviewer: Jasmine Smith

Compound	CAS #	Result (ug)	RL (ug)
Vinyl Chloride	75-01-4	<0.20	0.20
Methyl tert-butyl ether	1634-04-4	<0.02	0.02
1,1-Dichloroethene	75-35-4	<0.02	0.02
trans-1,2-Dichloroethene	156-60-5	<0.02	0.02
1,1-Dichloroethane	75-34-3	<0.02	0.02
cis-1,2-Dichloroethene	156-59-2	<0.02	0.02
Chloroform	67-66-3	<0.02	0.02
1,1,1-Trichloroethane	71-55-6	<0.02	0.02
1,2-Dichloroethane	107-06-2	<0.02	0.02
Benzene	**71-43-2**	**0.03**	**0.02**
Carbon Tetrachloride	**56-23-5**	**0.03**	**0.02**
Trichloroethene	79-01-6	<0.02	0.02
1,1,2-Trichloroethane	79-00-5	<0.02	0.02
Toluene	**108-88-3**	**0.09**	**0.02**
Octane	111-65-9	<0.02	0.02
Tetrachloroethene	**127-18-4**	**0.14**	**0.02**
Chlorobenzene	108-90-7	<0.02	0.02
1,1,1,2-Tetrachloroethane	630-20-6	<0.02	0.02
Ethylbenzene	100-41-4	<0.02	0.02
m,p-Xylene	**108-38-3/106-42-3**	**0.03**	**0.02**
o-Xylene	95-47-6	<0.02	0.02
1,1,2,2-Tetrachloroethane	79-34-5	<0.02	0.02
1,3,5-Trimethylbenzene	108-67-8	<0.02	0.02
1,2,4-Trimethylbenzene	95-63-6	<0.02	0.02
1,3-Dichlorobenzene	541-73-1	<0.02	0.02
1,4-Dichlorobenzene	106-46-7	<0.02	0.02
1,2-Dichlorobenzene	95-50-1	<0.02	0.02
Undecane	1120-21-4	<0.05	0.05
Naphthalene	91-20-3	<0.05	0.05
Tridecane	629-50-5	<0.05	0.05
2-Methylnaphthalene	91-57-6	<0.05	0.05

© 2014 Amplified Geochemical Imaging, LLC.

AMPLIFIED GEOCHEMICAL IMAGING, LLC
210 Executive Drive, Suite 1
Newark, DE 19702-3335 USA
ph: +1-302-266-2428
www.agisurveys.net

PROJECT NUMBER: ENV ORD-01070-C4R7X
SITE NAME: St.Louis Park Solvent Plume
SITE ADDRESS:

FOR: Minnesota Pollution Control Agency
St Paul, MN 55155
USA

SAMPLER ID: 00728314 FIELD_SAMPLE
Matrix: SOIL GAS
Product: SPG0001
Dilution Factor: 1
Field ID: PV-104
Porosity: 0.38
Water Filled Voids: 0.14
Installation Date: 4/29/2014 1:58:00PM
Retrieval Date: 5/21/2014 12:38:00PM
Date Analyzed: 6/3/2014 5:23:00AM
Analyst: Kelly J Stringham
Method: SPG-WI-0292
Batch: ENV-140530-1
Reviewer: Jasmine Smith

Compound	CAS #	Result (ug)	RL (ug)
Acenaphthylene	208-96-8	<0.05	0.05
Pentadecane	629-62-9	<0.05	0.05
Acenaphthene	83-32-9	<0.05	0.05
Fluorene	86-73-7	<0.05	0.05
TPH		**2.35**	**0.50**
BTEX		**0.15**	**0.02**

© 2014 Amplified Geochemical Imaging, LLC.

AMPLIFIED GEOCHEMICAL IMAGING, LLC
210 Executive Drive, Suite 1
Newark, DE 19702-3335 USA
ph: +1-302-266-2428
www.agisurveys.net

PROJECT NUMBER: ENV ORD-01070-C4R7X
SITE NAME: St.Louis Park Solvent Plume
SITE ADDRESS:

FOR: Minnesota Pollution Control Agency
St Paul, MN 55155
USA

SAMPLER ID: 00728315 FIELD_SAMPLE
Matrix: SOIL GAS
Product: SPG0001
Dilution Factor: 1
Field ID: PV-404
Porosity: 0.38
Water Filled Voids: 0.14
Installation Date: 4/29/2014 2:40:00PM
Retrieval Date: 5/21/2014 2:17:00PM
Date Analyzed: 6/3/2014 1:19:00PM
Analyst: Kelly J Stringham
Method: SPG-WI-0292
Batch: ENV-140530-1
Reviewer: Jasmine Smith

Compound	CAS #	Result (ug)	RL (ug)
Vinyl Chloride	75-01-4	<0.20	0.20
Methyl tert-butyl ether	1634-04-4	<0.02	0.02
1,1-Dichloroethene	75-35-4	<0.02	0.02
trans-1,2-Dichloroethene	156-60-5	<0.02	0.02
1,1-Dichloroethane	75-34-3	<0.02	0.02
cis-1,2-Dichloroethene	156-59-2	<0.02	0.02
Chloroform	67-66-3	<0.02	0.02
1,1,1-Trichloroethane	71-55-6	<0.02	0.02
1,2-Dichloroethane	107-06-2	<0.02	0.02
Benzene	71-43-2	<0.02	0.02
Carbon Tetrachloride	56-23-5	<0.02	0.02
Trichloroethene	79-01-6	<0.02	0.02
1,1,2-Trichloroethane	79-00-5	<0.02	0.02
Toluene	**108-88-3**	**0.03**	**0.02**
Octane	111-65-9	<0.02	0.02
Tetrachloroethene	127-18-4	<0.02	0.02
Chlorobenzene	108-90-7	<0.02	0.02
1,1,1,2-Tetrachloroethane	630-20-6	<0.02	0.02
Ethylbenzene	100-41-4	<0.02	0.02
m,p-Xylene	108-38-3/106-42-3	<0.02	0.02
o-Xylene	95-47-6	<0.02	0.02
1,1,2,2-Tetrachloroethane	79-34-5	<0.02	0.02
1,3,5-Trimethylbenzene	108-67-8	<0.02	0.02
1,2,4-Trimethylbenzene	95-63-6	<0.02	0.02
1,3-Dichlorobenzene	541-73-1	<0.02	0.02
1,4-Dichlorobenzene	106-46-7	<0.02	0.02
1,2-Dichlorobenzene	95-50-1	<0.02	0.02
Undecane	1120-21-4	<0.05	0.05
Naphthalene	91-20-3	<0.05	0.05
Tridecane	629-50-5	<0.05	0.05
2-Methylnaphthalene	91-57-6	<0.05	0.05

© 2014 Amplified Geochemical Imaging, LLC.

AMPLIFIED GEOCHEMICAL IMAGING, LLC
210 Executive Drive, Suite 1
Newark, DE 19702-3335 USA
ph: +1-302-266-2428
www.agisurveys.net

PROJECT NUMBER: ENV ORD-01070-C4R7X
SITE NAME: St.Louis Park Solvent Plume
SITE ADDRESS:

FOR: Minnesota Pollution Control Agency
St Paul, MN 55155
USA

SAMPLER ID: 00728315 FIELD_SAMPLE
Matrix: SOIL GAS
Product: SPG0001
Dilution Factor: 1
Field ID: PV-404
Porosity: 0.38
Water Filled Voids: 0.14
Installation Date: 4/29/2014 2:40:00PM
Retrieval Date: 5/21/2014 2:17:00PM
Date Analyzed: 6/3/2014 1:19:00PM
Analyst: Kelly J Stringham
Method: SPG-WI-0292
Batch: ENV-140530-1
Reviewer: Jasmine Smith

Compound	CAS #	Result (ug)	RL (ug)
Acenaphthylene	208-96-8	<0.05	0.05
Pentadecane	629-62-9	<0.05	0.05
Acenaphthene	83-32-9	<0.05	0.05
Fluorene	86-73-7	<0.05	0.05
TPH		**0.56**	**0.50**
BTEX		**0.03**	**0.02**

© 2014 Amplified Geochemical Imaging, LLC.

AMPLIFIED GEOCHEMICAL IMAGING, LLC
210 Executive Drive, Suite 1
Newark, DE 19702-3335 USA
ph: +1-302-266-2428
www.agisurveys.net

PROJECT NUMBER: ENV ORD-01070-C4R7X **FOR: Minnesota Pollution Control Agency**
SITE NAME: St.Louis Park Solvent Plume **St Paul, MN 55155**
SITE ADDRESS: **USA**

SAMPLER ID: 00728315D FIELD_SAMPLE Matrix: SOIL GAS Product: SPG0001
Dilution Factor: 1 Field ID: PV-404 Porosity: 0.38 Water Filled Voids: 0.14
Installation Date: 4/29/2014 2:40:00PM
Retrieval Date: 5/21/2014 2:17:00PM Date Analyzed: 6/3/2014 4:37:00PM
Analyst: Kelly J Stringham **Method: SPG-WI-0292** **Batch: ENV-140530-1**
Reviewer: Jasmine Smith

Compound	CAS #	Result (ug)	RL (ug)
Vinyl Chloride	75-01-4	<0.20	0.20
Methyl tert-butyl ether	1634-04-4	<0.02	0.02
1,1-Dichloroethene	75-35-4	<0.02	0.02
trans-1,2-Dichloroethene	156-60-5	<0.02	0.02
1,1-Dichloroethane	75-34-3	<0.02	0.02
cis-1,2-Dichloroethene	156-59-2	<0.02	0.02
Chloroform	67-66-3	<0.02	0.02
1,1,1-Trichloroethane	71-55-6	<0.02	0.02
1,2-Dichloroethane	107-06-2	<0.02	0.02
Benzene	71-43-2	<0.02	0.02
Carbon Tetrachloride	56-23-5	<0.02	0.02
Trichloroethene	79-01-6	<0.02	0.02
1,1,2-Trichloroethane	79-00-5	<0.02	0.02
Toluene	**108-88-3**	**0.03**	**0.02**
Octane	111-65-9	<0.02	0.02
Tetrachloroethene	127-18-4	<0.02	0.02
Chlorobenzene	108-90-7	<0.02	0.02
1,1,1,2-Tetrachloroethane	630-20-6	<0.02	0.02
Ethylbenzene	100-41-4	<0.02	0.02
m,p-Xylene	108-38-3/106-42-3	<0.02	0.02
o-Xylene	95-47-6	<0.02	0.02
1,1,2,2-Tetrachloroethane	79-34-5	<0.02	0.02
1,3,5-Trimethylbenzene	108-67-8	<0.02	0.02
1,2,4-Trimethylbenzene	95-63-6	<0.02	0.02
1,3-Dichlorobenzene	541-73-1	<0.02	0.02
1,4-Dichlorobenzene	106-46-7	<0.02	0.02
1,2-Dichlorobenzene	95-50-1	<0.02	0.02
Undecane	1120-21-4	<0.05	0.05
Naphthalene	91-20-3	<0.05	0.05
Tridecane	629-50-5	<0.05	0.05
2-Methylnaphthalene	91-57-6	<0.05	0.05

© 2014 Amplified Geochemical Imaging, LLC.

AMPLIFIED GEOCHEMICAL IMAGING, LLC
210 Executive Drive, Suite 1
Newark, DE 19702-3335 USA
ph: +1-302-266-2428
www.agisurveys.net

PROJECT NUMBER: ENV ORD-01070-C4R7X
SITE NAME: St.Louis Park Solvent Plume
SITE ADDRESS:

FOR: Minnesota Pollution Control Agency
St Paul, MN 55155
USA

SAMPLER ID: 00728315D FIELD_SAMPLE Matrix: SOIL GAS Product: SPG0001
Dilution Factor: 1 Field ID: PV-404 Porosity: 0.38 Water Filled Voids: 0.14
Installation Date: 4/29/2014 2:40:00PM
Retrieval Date: 5/21/2014 2:17:00PM Date Analyzed: 6/3/2014 4:37:00PM
Analyst: Kelly J Stringham **Method: SPG-WI-0292** **Batch: ENV-140530-1**
Reviewer: Jasmine Smith

Compound	CAS #	Result (ug)	RL (ug)
Acenaphthylene	208-96-8	<0.05	0.05
Pentadecane	629-62-9	<0.05	0.05
Acenaphthene	83-32-9	<0.05	0.05
Fluorene	86-73-7	<0.05	0.05
TPH		<0.50	0.50
BTEX		**0.03**	**0.02**

© 2014 Amplified Geochemical Imaging, LLC.

AMPLIFIED GEOCHEMICAL IMAGING, LLC
210 Executive Drive, Suite 1
Newark, DE 19702-3335 USA
ph: +1-302-266-2428
www.agisurveys.net

PROJECT NUMBER: ENV ORD-01070-C4R7X **FOR: Minnesota Pollution Control Agency**
SITE NAME: St.Louis Park Solvent Plume **St Paul, MN 55155**
SITE ADDRESS: **USA**

SAMPLER ID: 00728316 FIELD_SAMPLE Matrix: SOIL GAS Product: SPG0001
Dilution Factor: 1 Field ID: PV-315 Porosity: 0.38 Water Filled Voids: 0.14
Installation Date: 4/30/2014 11:15:00AM
Retrieval Date: 5/21/2014 12:54:00PM Date Analyzed: 6/2/2014 7:36:00PM
Analyst: Kelly J Stringham **Method: SPG-WI-0292** **Batch: ENV-140530-1**
Reviewer: Jasmine Smith

Compound	CAS #	Result (ug)	RL (ug)
Vinyl Chloride	75-01-4	<0.20	0.20
Methyl tert-butyl ether	1634-04-4	<0.02	0.02
1,1-Dichloroethene	75-35-4	<0.02	0.02
trans-1,2-Dichloroethene	156-60-5	<0.02	0.02
1,1-Dichloroethane	75-34-3	<0.02	0.02
cis-1,2-Dichloroethene	156-59-2	<0.02	0.02
Chloroform	67-66-3	<0.02	0.02
1,1,1-Trichloroethane	71-55-6	<0.02	0.02
1,2-Dichloroethane	107-06-2	<0.02	0.02
Benzene	71-43-2	<0.02	0.02
Carbon Tetrachloride	56-23-5	<0.02	0.02
Trichloroethene	79-01-6	<0.02	0.02
1,1,2-Trichloroethane	79-00-5	<0.02	0.02
Toluene	**108-88-3**	**0.05**	**0.02**
Octane	111-65-9	<0.02	0.02
Tetrachloroethene	127-18-4	<0.02	0.02
Chlorobenzene	108-90-7	<0.02	0.02
1,1,1,2-Tetrachloroethane	630-20-6	<0.02	0.02
Ethylbenzene	100-41-4	<0.02	0.02
m,p-Xylene	108-38-3/106-42-3	<0.02	0.02
o-Xylene	95-47-6	<0.02	0.02
1,1,2,2-Tetrachloroethane	79-34-5	<0.02	0.02
1,3,5-Trimethylbenzene	108-67-8	<0.02	0.02
1,2,4-Trimethylbenzene	95-63-6	<0.02	0.02
1,3-Dichlorobenzene	541-73-1	<0.02	0.02
1,4-Dichlorobenzene	106-46-7	<0.02	0.02
1,2-Dichlorobenzene	95-50-1	<0.02	0.02
Undecane	1120-21-4	<0.05	0.05
Naphthalene	91-20-3	<0.05	0.05
Tridecane	629-50-5	<0.05	0.05
2-Methylnaphthalene	91-57-6	<0.05	0.05

© 2014 Amplified Geochemical Imaging, LLC.

AMPLIFIED GEOCHEMICAL IMAGING, LLC
210 Executive Drive, Suite 1
Newark, DE 19702-3335 USA
ph: +1-302-266-2428
www.agisurveys.net

PROJECT NUMBER: ENV ORD-01070-C4R7X
SITE NAME: St.Louis Park Solvent Plume
SITE ADDRESS:

FOR: Minnesota Pollution Control Agency
St Paul, MN 55155
USA

SAMPLER ID: 00728316 FIELD_SAMPLE
Matrix: SOIL GAS
Product: SPG0001
Dilution Factor: 1
Field ID: PV-315
Porosity: 0.38
Water Filled Voids: 0.14
Installation Date: 4/30/2014 11:15:00AM
Retrieval Date: 5/21/2014 12:54:00PM
Date Analyzed: 6/2/2014 7:36:00PM
Analyst: Kelly J Stringham
Method: SPG-WI-0292
Batch: ENV-140530-1
Reviewer: Jasmine Smith

Compound	CAS #	Result (ug)	RL (ug)
Acenaphthylene	208-96-8	<0.05	0.05
Pentadecane	629-62-9	<0.05	0.05
Acenaphthene	83-32-9	<0.05	0.05
Fluorene	86-73-7	<0.05	0.05
TPH		**0.89**	**0.50**
BTEX		**0.05**	**0.02**

© 2014 Amplified Geochemical Imaging, LLC.

AMPLIFIED GEOCHEMICAL IMAGING, LLC
210 Executive Drive, Suite 1
Newark, DE 19702-3335 USA
ph: +1-302-266-2428
www.agisurveys.net

PROJECT NUMBER: ENV ORD-01070-C4R7X **FOR: Minnesota Pollution Control Agency**
SITE NAME: St.Louis Park Solvent Plume **St Paul, MN 55155**
SITE ADDRESS: **USA**

SAMPLER ID: 00728317 FIELD_SAMPLE Matrix: SOIL GAS Product: SPG0001
Dilution Factor: 1 Field ID: PV-313 Porosity: 0.38 Water Filled Voids: 0.14
Installation Date: 4/30/2014 11:00:00AM
Retrieval Date: 5/21/2014 1:00:00PM Date Analyzed: 6/2/2014 9:27:00PM
Analyst: Kelly J Stringham **Method: SPG-WI-0292** **Batch: ENV-140530-1**
Reviewer: Jasmine Smith

Compound	CAS #	Result (ug)	RL (ug)
Vinyl Chloride	75-01-4	<0.20	0.20
Methyl tert-butyl ether	1634-04-4	<0.02	0.02
1,1-Dichloroethene	75-35-4	<0.02	0.02
trans-1,2-Dichloroethene	156-60-5	<0.02	0.02
1,1-Dichloroethane	75-34-3	<0.02	0.02
cis-1,2-Dichloroethene	156-59-2	<0.02	0.02
Chloroform	67-66-3	<0.02	0.02
1,1,1-Trichloroethane	71-55-6	<0.02	0.02
1,2-Dichloroethane	107-06-2	<0.02	0.02
Benzene	71-43-2	<0.02	0.02
Carbon Tetrachloride	56-23-5	<0.02	0.02
Trichloroethene	**79-01-6**	**0.02**	**0.02**
1,1,2-Trichloroethane	79-00-5	<0.02	0.02
Toluene	108-88-3	<0.02	0.02
Octane	111-65-9	<0.02	0.02
Tetrachloroethene	**127-18-4**	**0.33**	**0.02**
Chlorobenzene	108-90-7	<0.02	0.02
1,1,1,2-Tetrachloroethane	630-20-6	<0.02	0.02
Ethylbenzene	100-41-4	<0.02	0.02
m,p-Xylene	108-38-3/106-42-3	<0.02	0.02
o-Xylene	95-47-6	<0.02	0.02
1,1,2,2-Tetrachloroethane	79-34-5	<0.02	0.02
1,3,5-Trimethylbenzene	108-67-8	<0.02	0.02
1,2,4-Trimethylbenzene	95-63-6	0.02	0.02
1,3-Dichlorobenzene	541-73-1	<0.02	0.02
1,4-Dichlorobenzene	106-46-7	<0.02	0.02
1,2-Dichlorobenzene	95-50-1	<0.02	0.02
Undecane	1120-21-4	<0.05	0.05
Naphthalene	91-20-3	<0.05	0.05
Tridecane	629-50-5	<0.05	0.05
2-Methylnaphthalene	91-57-6	<0.05	0.05

© 2014 Amplified Geochemical Imaging, LLC.

AMPLIFIED GEOCHEMICAL IMAGING, LLC
210 Executive Drive, Suite 1
Newark, DE 19702-3335 USA
ph: +1-302-266-2428
www.agisurveys.net

PROJECT NUMBER: ENV ORD-01070-C4R7X
SITE NAME: St.Louis Park Solvent Plume
SITE ADDRESS:

FOR: Minnesota Pollution Control Agency
St Paul, MN 55155
USA

SAMPLER ID: 00728317 FIELD_SAMPLE
Matrix: SOIL GAS
Product: SPG0001
Dilution Factor: 1
Field ID: PV-313
Porosity: 0.38
Water Filled Voids: 0.14
Installation Date: 4/30/2014 11:00:00AM
Retrieval Date: 5/21/2014 1:00:00PM
Date Analyzed: 6/2/2014 9:27:00PM
Analyst: Kelly J Stringham
Method: SPG-WI-0292
Batch: ENV-140530-1
Reviewer: Jasmine Smith

Compound	CAS #	Result (ug)	RL (ug)
Acenaphthylene	208-96-8	<0.05	0.05
Pentadecane	629-62-9	<0.05	0.05
Acenaphthene	83-32-9	<0.05	0.05
Fluorene	86-73-7	<0.05	0.05
TPH		**2.57**	**0.50**
BTEX		<0.02	0.02

© 2014 Amplified Geochemical Imaging, LLC.

AMPLIFIED GEOCHEMICAL IMAGING, LLC
210 Executive Drive, Suite 1
Newark, DE 19702-3335 USA
ph: +1-302-266-2428
www.agisurveys.net

PROJECT NUMBER: ENV ORD-01070-C4R7X **FOR: Minnesota Pollution Control Agency**
SITE NAME: St.Louis Park Solvent Plume **St Paul, MN 55155**
SITE ADDRESS: **USA**

SAMPLER ID: 00728318 FIELD_SAMPLE Matrix: SOIL GAS Product: SPG0001
Dilution Factor: 1 Field ID: PV-305 Porosity: 0.38 Water Filled Voids: 0.14
Installation Date: 4/30/2014 9:40:00AM
Retrieval Date: 5/21/2014 1:35:00PM Date Analyzed: 6/3/2014 1:11:00AM
Analyst: Kelly J Stringham **Method: SPG-WI-0292** **Batch: ENV-140530-1**
Reviewer: Jasmine Smith

Compound	CAS #	Result (ug)	RL (ug)
Vinyl Chloride	75-01-4	<0.20	0.20
Methyl tert-butyl ether	1634-04-4	<0.02	0.02
1,1-Dichloroethene	75-35-4	<0.02	0.02
trans-1,2-Dichloroethene	156-60-5	<0.02	0.02
1,1-Dichloroethane	75-34-3	<0.02	0.02
cis-1,2-Dichloroethene	156-59-2	<0.02	0.02
Chloroform	67-66-3	<0.02	0.02
1,1,1-Trichloroethane	71-55-6	<0.02	0.02
1,2-Dichloroethane	107-06-2	<0.02	0.02
Benzene	71-43-2	<0.02	0.02
Carbon Tetrachloride	56-23-5	<0.02	0.02
Trichloroethene	79-01-6	<0.02	0.02
1,1,2-Trichloroethane	79-00-5	<0.02	0.02
Toluene	**108-88-3**	**0.04**	**0.02**
Octane	111-65-9	<0.02	0.02
Tetrachloroethene	**127-18-4**	**0.18**	**0.02**
Chlorobenzene	108-90-7	<0.02	0.02
1,1,1,2-Tetrachloroethane	630-20-6	<0.02	0.02
Ethylbenzene	100-41-4	<0.02	0.02
m,p-Xylene	108-38-3/106-42-3	<0.02	0.02
o-Xylene	95-47-6	<0.02	0.02
1,1,2,2-Tetrachloroethane	79-34-5	<0.02	0.02
1,3,5-Trimethylbenzene	108-67-8	<0.02	0.02
1,2,4-Trimethylbenzene	**95-63-6**	**0.04**	**0.02**
1,3-Dichlorobenzene	541-73-1	<0.02	0.02
1,4-Dichlorobenzene	106-46-7	<0.02	0.02
1,2-Dichlorobenzene	95-50-1	<0.02	0.02
Undecane	**1120-21-4**	**0.06**	**0.05**
Naphthalene	91-20-3	<0.05	0.05
Tridecane	629-50-5	<0.05	0.05
2-Methylnaphthalene	**91-57-6**	**0.06**	**0.05**

© 2014 Amplified Geochemical Imaging, LLC.

AMPLIFIED GEOCHEMICAL IMAGING, LLC
210 Executive Drive, Suite 1
Newark, DE 19702-3335 USA
ph: +1-302-266-2428
www.agisurveys.net

PROJECT NUMBER: ENV ORD-01070-C4R7X **FOR: Minnesota Pollution Control Agency**
SITE NAME: St.Louis Park Solvent Plume **St Paul, MN 55155**
SITE ADDRESS: **USA**

SAMPLER ID: 00728318 FIELD_SAMPLE Matrix: SOIL GAS Product: SPG0001
Dilution Factor: 1 Field ID: PV-305 Porosity: 0.38 Water Filled Voids: 0.14
Installation Date: 4/30/2014 9:40:00AM
Retrieval Date: 5/21/2014 1:35:00PM Date Analyzed: 6/3/2014 1:11:00AM
Analyst: Kelly J Stringham **Method: SPG-WI-0292** **Batch: ENV-140530-1**
Reviewer: Jasmine Smith

Compound	CAS #	Result (ug)	RL (ug)
Acenaphthylene	208-96-8	<0.05	0.05
Pentadecane	629-62-9	<0.05	0.05
Acenaphthene	83-32-9	<0.05	0.05
Fluorene	86-73-7	<0.05	0.05
TPH		**3.47**	**0.50**
BTEX		**0.04**	**0.02**

© 2014 Amplified Geochemical Imaging, LLC.

AMPLIFIED GEOCHEMICAL IMAGING, LLC
210 Executive Drive, Suite 1
Newark, DE 19702-3335 USA
ph: +1-302-266-2428
www.agisurveys.net

PROJECT NUMBER: ENV ORD-01070-C4R7X
SITE NAME: St.Louis Park Solvent Plume
SITE ADDRESS:

FOR: Minnesota Pollution Control Agency
St Paul, MN 55155
USA

SAMPLER ID: 00728319 FIELD_SAMPLE
Matrix: SOIL GAS
Product: SPG0001
Dilution Factor: 1
Field ID: PV-205
Porosity: 0.38
Water Filled Voids: 0.14
Installation Date: 4/30/2014 8:36:00AM
Retrieval Date: 5/21/2014 12:05:00PM
Date Analyzed: 6/3/2014 6:47:00AM
Analyst: Kelly J Stringham
Method: SPG-WI-0292
Batch: ENV-140530-1
Reviewer: Jasmine Smith

Compound	CAS #	Result (ug)	RL (ug)
Vinyl Chloride	75-01-4	<0.20	0.20
Methyl tert-butyl ether	1634-04-4	<0.02	0.02
1,1-Dichloroethene	75-35-4	<0.02	0.02
trans-1,2-Dichloroethene	156-60-5	<0.02	0.02
1,1-Dichloroethane	75-34-3	<0.02	0.02
cis-1,2-Dichloroethene	156-59-2	<0.02	0.02
Chloroform	**67-66-3**	**0.03**	**0.02**
1,1,1-Trichloroethane	71-55-6	<0.02	0.02
1,2-Dichloroethane	107-06-2	<0.02	0.02
Benzene	71-43-2	<0.02	0.02
Carbon Tetrachloride	56-23-5	<0.02	0.02
Trichloroethene	79-01-6	<0.02	0.02
1,1,2-Trichloroethane	79-00-5	<0.02	0.02
Toluene	**108-88-3**	**0.04**	**0.02**
Octane	**111-65-9**	**0.03**	**0.02**
Tetrachloroethene	**127-18-4**	**0.07**	**0.02**
Chlorobenzene	108-90-7	<0.02	0.02
1,1,1,2-Tetrachloroethane	630-20-6	<0.02	0.02
Ethylbenzene	**100-41-4**	**0.03**	**0.02**
m,p-Xylene	**108-38-3/106-42-3**	**0.13**	**0.02**
o-Xylene	**95-47-6**	**0.28**	**0.02**
1,1,2,2-Tetrachloroethane	79-34-5	<0.02	0.02
1,3,5-Trimethylbenzene	**108-67-8**	**1.48**	**0.02**
1,2,4-Trimethylbenzene	**95-63-6**	**1.33**	**0.02**
1,3-Dichlorobenzene	541-73-1	<0.02	0.02
1,4-Dichlorobenzene	106-46-7	<0.02	0.02
1,2-Dichlorobenzene	95-50-1	<0.02	0.02
Undecane	**1120-21-4**	**3.97**	**0.05**
Naphthalene	**91-20-3**	**0.13**	**0.05**
Tridecane	**629-50-5**	**0.69**	**0.05**
2-Methylnaphthalene	**91-57-6**	**0.08**	**0.05**

© 2014 Amplified Geochemical Imaging, LLC.

AMPLIFIED GEOCHEMICAL IMAGING, LLC
210 Executive Drive, Suite 1
Newark, DE 19702-3335 USA
ph: +1-302-266-2428
www.agisurveys.net

PROJECT NUMBER: ENV ORD-01070-C4R7X
SITE NAME: St.Louis Park Solvent Plume
SITE ADDRESS:

FOR: Minnesota Pollution Control Agency
St Paul, MN 55155
USA

SAMPLER ID: 00728319 FIELD_SAMPLE
Matrix: SOIL GAS
Product: SPG0001
Dilution Factor: 1
Field ID: PV-205
Porosity: 0.38
Water Filled Voids: 0.14
Installation Date: 4/30/2014 8:36:00AM
Retrieval Date: 5/21/2014 12:05:00PM
Date Analyzed: 6/3/2014 6:47:00AM
Analyst: Kelly J Stringham
Method: SPG-WI-0292
Batch: ENV-140530-1
Reviewer: Jasmine Smith

Compound	CAS #	Result (ug)	RL (ug)
Acenaphthylene	208-96-8	<0.05	0.05
Pentadecane	629-62-9	<0.05	0.05
Acenaphthene	83-32-9	<0.05	0.05
Fluorene	86-73-7	<0.05	0.05
TPH		**125.89**	**0.50**
BTEX		**0.48**	**0.02**

© 2014 Amplified Geochemical Imaging, LLC.

AMPLIFIED GEOCHEMICAL IMAGING, LLC
210 Executive Drive, Suite 1
Newark, DE 19702-3335 USA
ph: +1-302-266-2428
www.agisurveys.net

PROJECT NUMBER: ENV ORD-01070-C4R7X **FOR: Minnesota Pollution Control Agency**
SITE NAME: St.Louis Park Solvent Plume **St Paul, MN 55155**
SITE ADDRESS: **USA**

SAMPLER ID: 00728320 FIELD_SAMPLE Matrix: SOIL GAS Product: SPG0001
Dilution Factor: 1 Field ID: PV-105 Porosity: 0.38 Water Filled Voids: 0.14
Installation Date: 4/29/2014 2:04:00PM
Retrieval Date: 5/21/2014 12:44:00PM Date Analyzed: 6/3/2014 7:15:00AM
Analyst: Kelly J Stringham **Method: SPG-WI-0292** **Batch: ENV-140530-1**
Reviewer: Jasmine Smith

Compound	CAS #	Result (ug)	RL (ug)
Vinyl Chloride	75-01-4	<0.20	0.20
Methyl tert-butyl ether	1634-04-4	<0.02	0.02
1,1-Dichloroethene	75-35-4	<0.02	0.02
trans-1,2-Dichloroethene	156-60-5	<0.02	0.02
1,1-Dichloroethane	75-34-3	<0.02	0.02
cis-1,2-Dichloroethene	156-59-2	<0.02	0.02
Chloroform	67-66-3	<0.02	0.02
1,1,1-Trichloroethane	71-55-6	<0.02	0.02
1,2-Dichloroethane	107-06-2	<0.02	0.02
Benzene	71-43-2	<0.02	0.02
Carbon Tetrachloride	56-23-5	<0.02	0.02
Trichloroethene	79-01-6	<0.02	0.02
1,1,2-Trichloroethane	79-00-5	<0.02	0.02
Toluene	**108-88-3**	**0.06**	**0.02**
Octane	111-65-9	<0.02	0.02
Tetrachloroethene	**127-18-4**	**2.78**	**0.02**
Chlorobenzene	108-90-7	<0.02	0.02
1,1,1,2-Tetrachloroethane	630-20-6	<0.02	0.02
Ethylbenzene	100-41-4	<0.02	0.02
m,p-Xylene	108-38-3/106-42-3	0.02	0.02
o-Xylene	95-47-6	<0.02	0.02
1,1,2,2-Tetrachloroethane	79-34-5	<0.02	0.02
1,3,5-Trimethylbenzene	108-67-8	<0.02	0.02
1,2,4-Trimethylbenzene	95-63-6	<0.02	0.02
1,3-Dichlorobenzene	541-73-1	<0.02	0.02
1,4-Dichlorobenzene	106-46-7	<0.02	0.02
1,2-Dichlorobenzene	95-50-1	<0.02	0.02
Undecane	1120-21-4	<0.05	0.05
Naphthalene	91-20-3	<0.05	0.05
Tridecane	629-50-5	<0.05	0.05
2-Methylnaphthalene	91-57-6	<0.05	0.05

© 2014 Amplified Geochemical Imaging, LLC.

AMPLIFIED GEOCHEMICAL IMAGING, LLC
210 Executive Drive, Suite 1
Newark, DE 19702-3335 USA
ph: +1-302-266-2428
www.agisurveys.net

PROJECT NUMBER: ENV ORD-01070-C4R7X
SITE NAME: St.Louis Park Solvent Plume
SITE ADDRESS:

FOR: Minnesota Pollution Control Agency
St Paul, MN 55155
USA

SAMPLER ID: 00728320 FIELD_SAMPLE
Matrix: SOIL GAS
Product: SPG0001
Dilution Factor: 1
Field ID: PV-105
Porosity: 0.38
Water Filled Voids: 0.14
Installation Date: 4/29/2014 2:04:00PM
Retrieval Date: 5/21/2014 12:44:00PM
Date Analyzed: 6/3/2014 7:15:00AM
Analyst: Kelly J Stringham
Method: SPG-WI-0292
Batch: ENV-140530-1
Reviewer: Jasmine Smith

Compound	CAS #	Result (ug)	RL (ug)
Acenaphthylene	208-96-8	<0.05	0.05
Pentadecane	629-62-9	<0.05	0.05
Acenaphthene	83-32-9	<0.05	0.05
Fluorene	86-73-7	<0.05	0.05
TPH		**0.91**	**0.50**
BTEX		**0.08**	**0.02**

© 2014 Amplified Geochemical Imaging, LLC.

AMPLIFIED GEOCHEMICAL IMAGING, LLC
210 Executive Drive, Suite 1
Newark, DE 19702-3335 USA
ph: +1-302-266-2428
www.agisurveys.net

PROJECT NUMBER: ENV ORD-01070-C4R7X **FOR: Minnesota Pollution Control Agency**
SITE NAME: St.Louis Park Solvent Plume **St Paul, MN 55155**
SITE ADDRESS: **USA**

SAMPLER ID: 00728321 FIELD_SAMPLE Matrix: SOIL GAS Product: SPG0001
Dilution Factor: 1 Field ID: PV-405 Porosity: 0.38 Water Filled Voids: 0.14
Installation Date: 4/29/2014 12:00:00PM
Retrieval Date: 5/21/2014 2:15:00PM Date Analyzed: 6/3/2014 9:35:00AM
Analyst: Kelly J Stringham **Method: SPG-WI-0292** **Batch: ENV-140530-1**
Reviewer: Jasmine Smith

Compound	CAS #	Result (ug)	RL (ug)
Vinyl Chloride	75-01-4	<0.20	0.20
Methyl tert-butyl ether	1634-04-4	<0.02	0.02
1,1-Dichloroethene	75-35-4	<0.02	0.02
trans-1,2-Dichloroethene	156-60-5	<0.02	0.02
1,1-Dichloroethane	75-34-3	<0.02	0.02
cis-1,2-Dichloroethene	156-59-2	<0.02	0.02
Chloroform	67-66-3	<0.02	0.02
1,1,1-Trichloroethane	71-55-6	<0.02	0.02
1,2-Dichloroethane	107-06-2	<0.02	0.02
Benzene	71-43-2	<0.02	0.02
Carbon Tetrachloride	56-23-5	<0.02	0.02
Trichloroethene	79-01-6	<0.02	0.02
1,1,2-Trichloroethane	79-00-5	<0.02	0.02
Toluene	108-88-3	<0.02	0.02
Octane	111-65-9	<0.02	0.02
Tetrachloroethene	127-18-4	<0.02	0.02
Chlorobenzene	108-90-7	<0.02	0.02
1,1,1,2-Tetrachloroethane	630-20-6	<0.02	0.02
Ethylbenzene	100-41-4	<0.02	0.02
m,p-Xylene	108-38-3/106-42-3	<0.02	0.02
o-Xylene	95-47-6	<0.02	0.02
1,1,2,2-Tetrachloroethane	79-34-5	<0.02	0.02
1,3,5-Trimethylbenzene	108-67-8	<0.02	0.02
1,2,4-Trimethylbenzene	95-63-6	<0.02	0.02
1,3-Dichlorobenzene	541-73-1	<0.02	0.02
1,4-Dichlorobenzene	106-46-7	<0.02	0.02
1,2-Dichlorobenzene	95-50-1	<0.02	0.02
Undecane	1120-21-4	<0.05	0.05
Naphthalene	91-20-3	<0.05	0.05
Tridecane	629-50-5	<0.05	0.05
2-Methylnaphthalene	91-57-6	<0.05	0.05

© 2014 Amplified Geochemical Imaging, LLC.

AMPLIFIED GEOCHEMICAL IMAGING, LLC
210 Executive Drive, Suite 1
Newark, DE 19702-3335 USA
ph: +1-302-266-2428
www.agisurveys.net

PROJECT NUMBER: ENV ORD-01070-C4R7X
SITE NAME: St.Louis Park Solvent Plume
SITE ADDRESS:

FOR: Minnesota Pollution Control Agency
St Paul, MN 55155
USA

SAMPLER ID: 00728321 FIELD_SAMPLE
Matrix: SOIL GAS
Product: SPG0001
Dilution Factor: 1
Field ID: PV-405
Porosity: 0.38
Water Filled Voids: 0.14
Installation Date: 4/29/2014 12:00:00PM
Retrieval Date: 5/21/2014 2:15:00PM
Date Analyzed: 6/3/2014 9:35:00AM
Analyst: Kelly J Stringham
Method: SPG-WI-0292
Batch: ENV-140530-1
Reviewer: Jasmine Smith

Compound	CAS #	Result (ug)	RL (ug)
Acenaphthylene	208-96-8	<0.05	0.05
Pentadecane	629-62-9	<0.05	0.05
Acenaphthene	83-32-9	<0.05	0.05
Fluorene	86-73-7	<0.05	0.05
TPH		<0.50	0.50
BTEX		<0.02	0.02

© 2014 Amplified Geochemical Imaging, LLC.

AMPLIFIED GEOCHEMICAL IMAGING, LLC
210 Executive Drive, Suite 1
Newark, DE 19702-3335 USA
ph: +1-302-266-2428
www.agisurveys.net

PROJECT NUMBER: ENV ORD-01070-C4R7X **FOR: Minnesota Pollution Control Agency**
SITE NAME: St.Louis Park Solvent Plume **St Paul, MN 55155**
SITE ADDRESS: **USA**

SAMPLER ID: 00728322 FIELD_SAMPLE Matrix: SOIL GAS Product: SPG0001
Dilution Factor: 1 Field ID: PV-316 Porosity: 0.38 Water Filled Voids: 0.14
Installation Date: 4/30/2014 11:25:00AM
Retrieval Date: 5/21/2014 12:52:00PM Date Analyzed: 6/2/2014 6:40:00PM
Analyst: Kelly J Stringham **Method: SPG-WI-0292** **Batch: ENV-140530-1**
Reviewer: Jasmine Smith

Compound	CAS #	Result (ug)	RL (ug)
Vinyl Chloride	75-01-4	<0.20	0.20
Methyl tert-butyl ether	1634-04-4	<0.02	0.02
1,1-Dichloroethene	75-35-4	<0.02	0.02
trans-1,2-Dichloroethene	156-60-5	<0.02	0.02
1,1-Dichloroethane	75-34-3	<0.02	0.02
cis-1,2-Dichloroethene	156-59-2	<0.02	0.02
Chloroform	67-66-3	<0.02	0.02
1,1,1-Trichloroethane	71-55-6	<0.02	0.02
1,2-Dichloroethane	107-06-2	<0.02	0.02
Benzene	**71-43-2**	**0.04**	**0.02**
Carbon Tetrachloride	56-23-5	<0.02	0.02
Trichloroethene	79-01-6	<0.02	0.02
1,1,2-Trichloroethane	79-00-5	<0.02	0.02
Toluene	**108-88-3**	**0.16**	**0.02**
Octane	111-65-9	<0.02	0.02
Tetrachloroethene	**127-18-4**	**0.09**	**0.02**
Chlorobenzene	108-90-7	<0.02	0.02
1,1,1,2-Tetrachloroethane	630-20-6	<0.02	0.02
Ethylbenzene	**100-41-4**	**0.07**	**0.02**
m,p-Xylene	**108-38-3/106-42-3**	**0.16**	**0.02**
o-Xylene	**95-47-6**	**0.17**	**0.02**
1,1,2,2-Tetrachloroethane	79-34-5	<0.02	0.02
1,3,5-Trimethylbenzene	108-67-8	<0.02	0.02
1,2,4-Trimethylbenzene	**95-63-6**	**0.12**	**0.02**
1,3-Dichlorobenzene	541-73-1	<0.02	0.02
1,4-Dichlorobenzene	106-46-7	<0.02	0.02
1,2-Dichlorobenzene	95-50-1	<0.02	0.02
Undecane	1120-21-4	<0.05	0.05
Naphthalene	**91-20-3**	**0.08**	**0.05**
Tridecane	629-50-5	<0.05	0.05
2-Methylnaphthalene	91-57-6	<0.05	0.05

© 2014 Amplified Geochemical Imaging, LLC.

AMPLIFIED GEOCHEMICAL IMAGING, LLC
210 Executive Drive, Suite 1
Newark, DE 19702-3335 USA
ph: +1-302-266-2428
www.agisurveys.net

PROJECT NUMBER: ENV ORD-01070-C4R7X
SITE NAME: St.Louis Park Solvent Plume
SITE ADDRESS:

FOR: Minnesota Pollution Control Agency
St Paul, MN 55155
USA

SAMPLER ID: 00728322 FIELD_SAMPLE
Matrix: SOIL GAS
Product: SPG0001
Dilution Factor: 1
Field ID: PV-316
Porosity: 0.38
Water Filled Voids: 0.14
Installation Date: 4/30/2014 11:25:00AM
Retrieval Date: 5/21/2014 12:52:00PM
Date Analyzed: 6/2/2014 6:40:00PM
Analyst: Kelly J Stringham
Method: SPG-WI-0292
Batch: ENV-140530-1
Reviewer: Jasmine Smith

Compound	CAS #	Result (ug)	RL (ug)
Acenaphthylene	208-96-8	<0.05	0.05
Pentadecane	629-62-9	<0.05	0.05
Acenaphthene	83-32-9	<0.05	0.05
Fluorene	86-73-7	<0.05	0.05
TPH		**1.04**	**0.50**
BTEX		**0.59**	**0.02**

© 2014 Amplified Geochemical Imaging, LLC.

AMPLIFIED GEOCHEMICAL IMAGING, LLC
210 Executive Drive, Suite 1
Newark, DE 19702-3335 USA
ph: +1-302-266-2428
www.agisurveys.net

PROJECT NUMBER: ENV ORD-01070-C4R7X **FOR: Minnesota Pollution Control Agency**
SITE NAME: St.Louis Park Solvent Plume **St Paul, MN 55155**
SITE ADDRESS: **USA**

SAMPLER ID: 00728322D FIELD_SAMPLE Matrix: SOIL GAS Product: SPG0001
Dilution Factor: 1 Field ID: PV-316 Porosity: 0.38 Water Filled Voids: 0.14
Installation Date: 4/30/2014 11:25:00AM
Retrieval Date: 5/21/2014 12:52:00PM Date Analyzed: 6/3/2014 3:13:00PM
Analyst: Kelly J Stringham **Method: SPG-WI-0292** **Batch: ENV-140530-1**
Reviewer: Jasmine Smith

Compound	CAS #	Result (ug)	RL (ug)
Vinyl Chloride	75-01-4	<0.20	0.20
Methyl tert-butyl ether	1634-04-4	<0.02	0.02
1,1-Dichloroethene	75-35-4	<0.02	0.02
trans-1,2-Dichloroethene	156-60-5	<0.02	0.02
1,1-Dichloroethane	75-34-3	<0.02	0.02
cis-1,2-Dichloroethene	156-59-2	<0.02	0.02
Chloroform	67-66-3	<0.02	0.02
1,1,1-Trichloroethane	71-55-6	<0.02	0.02
1,2-Dichloroethane	107-06-2	<0.02	0.02
Benzene	**71-43-2**	**0.04**	**0.02**
Carbon Tetrachloride	56-23-5	<0.02	0.02
Trichloroethene	79-01-6	<0.02	0.02
1,1,2-Trichloroethane	79-00-5	<0.02	0.02
Toluene	**108-88-3**	**0.13**	**0.02**
Octane	111-65-9	<0.02	0.02
Tetrachloroethene	**127-18-4**	**0.08**	**0.02**
Chlorobenzene	108-90-7	<0.02	0.02
1,1,1,2-Tetrachloroethane	630-20-6	<0.02	0.02
Ethylbenzene	**100-41-4**	**0.05**	**0.02**
m,p-Xylene	**108-38-3/106-42-3**	**0.13**	**0.02**
o-Xylene	**95-47-6**	**0.14**	**0.02**
1,1,2,2-Tetrachloroethane	79-34-5	<0.02	0.02
1,3,5-Trimethylbenzene	108-67-8	<0.02	0.02
1,2,4-Trimethylbenzene	**95-63-6**	**0.08**	**0.02**
1,3-Dichlorobenzene	541-73-1	<0.02	0.02
1,4-Dichlorobenzene	106-46-7	<0.02	0.02
1,2-Dichlorobenzene	95-50-1	<0.02	0.02
Undecane	1120-21-4	<0.05	0.05
Naphthalene	91-20-3	<0.05	0.05
Tridecane	629-50-5	<0.05	0.05
2-Methylnaphthalene	91-57-6	<0.05	0.05

© 2014 Amplified Geochemical Imaging, LLC.

AMPLIFIED GEOCHEMICAL IMAGING, LLC
210 Executive Drive, Suite 1
Newark, DE 19702-3335 USA
ph: +1-302-266-2428
www.agisurveys.net

PROJECT NUMBER: ENV ORD-01070-C4R7X
SITE NAME: St.Louis Park Solvent Plume
SITE ADDRESS:

FOR: Minnesota Pollution Control Agency
St Paul, MN 55155
USA

SAMPLER ID: 00728322D FIELD_SAMPLE
Matrix: SOIL GAS
Product: SPG0001
Dilution Factor: 1
Field ID: PV-316
Porosity: 0.38
Water Filled Voids: 0.14
Installation Date: 4/30/2014 11:25:00AM
Retrieval Date: 5/21/2014 12:52:00PM
Date Analyzed: 6/3/2014 3:13:00PM
Analyst: Kelly J Stringham
Method: SPG-WI-0292
Batch: ENV-140530-1
Reviewer: Jasmine Smith

Compound	CAS #	Result (ug)	RL (ug)
Acenaphthylene	208-96-8	<0.05	0.05
Pentadecane	629-62-9	<0.05	0.05
Acenaphthene	83-32-9	<0.05	0.05
Fluorene	86-73-7	<0.05	0.05
TPH		**0.82**	**0.50**
BTEX		**0.49**	**0.02**

© 2014 Amplified Geochemical Imaging, LLC.

AMPLIFIED GEOCHEMICAL IMAGING, LLC
210 Executive Drive, Suite 1
Newark, DE 19702-3335 USA
ph: +1-302-266-2428
www.agisurveys.net

PROJECT NUMBER: ENV ORD-01070-C4R7X
SITE NAME: St.Louis Park Solvent Plume
SITE ADDRESS:

FOR: Minnesota Pollution Control Agency
St Paul, MN 55155
USA

SAMPLER ID: 00728323 FIELD_SAMPLE
Matrix: SOIL GAS
Product: SPG0001
Dilution Factor: 1
Field ID: PV-314
Porosity: 0.38
Water Filled Voids: 0.14
Installation Date: 4/30/2014 11:08:00AM
Retrieval Date: 5/21/2014 12:56:00PM
Date Analyzed: 6/3/2014 7:43:00AM
Analyst: Kelly J Stringham
Method: SPG-WI-0292
Batch: ENV-140530-1
Reviewer: Jasmine Smith

Compound	CAS #	Result (ug)	RL (ug)
Vinyl Chloride	75-01-4	<0.20	0.20
Methyl tert-butyl ether	1634-04-4	<0.02	0.02
1,1-Dichloroethene	75-35-4	<0.02	0.02
trans-1,2-Dichloroethene	156-60-5	<0.02	0.02
1,1-Dichloroethane	75-34-3	<0.02	0.02
cis-1,2-Dichloroethene	156-59-2	<0.02	0.02
Chloroform	67-66-3	<0.02	0.02
1,1,1-Trichloroethane	71-55-6	<0.02	0.02
1,2-Dichloroethane	107-06-2	<0.02	0.02
Benzene	71-43-2	<0.02	0.02
Carbon Tetrachloride	56-23-5	<0.02	0.02
Trichloroethene	79-01-6	<0.02	0.02
1,1,2-Trichloroethane	79-00-5	<0.02	0.02
Toluene	**108-88-3**	**2.02**	**0.02**
Octane	111-65-9	<0.02	0.02
Tetrachloroethene	**127-18-4**	**0.03**	**0.02**
Chlorobenzene	108-90-7	<0.02	0.02
1,1,1,2-Tetrachloroethane	630-20-6	<0.02	0.02
Ethylbenzene	**100-41-4**	**0.03**	**0.02**
m,p-Xylene	**108-38-3/106-42-3**	**0.16**	**0.02**
o-Xylene	**95-47-6**	**0.13**	**0.02**
1,1,2,2-Tetrachloroethane	79-34-5	<0.02	0.02
1,3,5-Trimethylbenzene	108-67-8	<0.02	0.02
1,2,4-Trimethylbenzene	95-63-6	<0.02	0.02
1,3-Dichlorobenzene	541-73-1	<0.02	0.02
1,4-Dichlorobenzene	106-46-7	<0.02	0.02
1,2-Dichlorobenzene	95-50-1	<0.02	0.02
Undecane	**1120-21-4**	**0.12**	**0.05**
Naphthalene	91-20-3	<0.05	0.05
Tridecane	629-50-5	<0.05	0.05
2-Methylnaphthalene	91-57-6	<0.05	0.05

© 2014 Amplified Geochemical Imaging, LLC.

AMPLIFIED GEOCHEMICAL IMAGING, LLC
210 Executive Drive, Suite 1
Newark, DE 19702-3335 USA
ph: +1-302-266-2428
www.agisurveys.net

PROJECT NUMBER: ENV ORD-01070-C4R7X
SITE NAME: St.Louis Park Solvent Plume
SITE ADDRESS:

FOR: Minnesota Pollution Control Agency
St Paul, MN 55155
USA

SAMPLER ID: 00728323 FIELD_SAMPLE
Matrix: SOIL GAS
Product: SPG0001
Dilution Factor: 1
Field ID: PV-314
Porosity: 0.38
Water Filled Voids: 0.14
Installation Date: 4/30/2014 11:08:00AM
Retrieval Date: 5/21/2014 12:56:00PM
Date Analyzed: 6/3/2014 7:43:00AM
Analyst: Kelly J Stringham
Method: SPG-WI-0292
Batch: ENV-140530-1
Reviewer: Jasmine Smith

Compound	CAS #	Result (ug)	RL (ug)
Acenaphthylene	208-96-8	<0.05	0.05
Pentadecane	629-62-9	<0.05	0.05
Acenaphthene	83-32-9	<0.05	0.05
Fluorene	86-73-7	<0.05	0.05
TPH		**16.16**	**0.50**
BTEX		**2.34**	**0.02**

© 2014 Amplified Geochemical Imaging, LLC.

AMPLIFIED GEOCHEMICAL IMAGING, LLC
210 Executive Drive, Suite 1
Newark, DE 19702-3335 USA
ph: +1-302-266-2428
www.agisurveys.net

PROJECT NUMBER: ENV ORD-01070-C4R7X **FOR: Minnesota Pollution Control Agency**
SITE NAME: St.Louis Park Solvent Plume **St Paul, MN 55155**
SITE ADDRESS: **USA**

SAMPLER ID: 00728325 FIELD_SAMPLE Matrix: SOIL GAS Product: SPG0001
Dilution Factor: 1 Field ID: PV-307 Porosity: 0.38 Water Filled Voids: 0.14
Installation Date: 4/30/2014 10:00:00AM
Retrieval Date: 5/21/2014 1:30:00PM Date Analyzed: 6/2/2014 6:12:00PM
Analyst: Kelly J Stringham **Method: SPG-WI-0292** **Batch: ENV-140530-1**
Reviewer: Jasmine Smith

Compound	CAS #	Result (ug)	RL (ug)
Vinyl Chloride	75-01-4	<0.20	0.20
Methyl tert-butyl ether	1634-04-4	<0.02	0.02
1,1-Dichloroethene	75-35-4	<0.02	0.02
trans-1,2-Dichloroethene	156-60-5	<0.02	0.02
1,1-Dichloroethane	75-34-3	<0.02	0.02
cis-1,2-Dichloroethene	156-59-2	<0.02	0.02
Chloroform	67-66-3	<0.02	0.02
1,1,1-Trichloroethane	71-55-6	<0.02	0.02
1,2-Dichloroethane	107-06-2	<0.02	0.02
Benzene	**71-43-2**	**0.03**	**0.02**
Carbon Tetrachloride	56-23-5	<0.02	0.02
Trichloroethene	79-01-6	<0.02	0.02
1,1,2-Trichloroethane	79-00-5	<0.02	0.02
Toluene	**108-88-3**	**0.15**	**0.02**
Octane	**111-65-9**	**0.08**	**0.02**
Tetrachloroethene	**127-18-4**	**0.08**	**0.02**
Chlorobenzene	108-90-7	<0.02	0.02
1,1,1,2-Tetrachloroethane	630-20-6	<0.02	0.02
Ethylbenzene	100-41-4	<0.02	0.02
m,p-Xylene	**108-38-3/106-42-3**	**0.05**	**0.02**
o-Xylene	**95-47-6**	**0.09**	**0.02**
1,1,2,2-Tetrachloroethane	79-34-5	<0.02	0.02
1,3,5-Trimethylbenzene	**108-67-8**	**0.57**	**0.02**
1,2,4-Trimethylbenzene	**95-63-6**	**0.73**	**0.02**
1,3-Dichlorobenzene	541-73-1	<0.02	0.02
1,4-Dichlorobenzene	106-46-7	<0.02	0.02
1,2-Dichlorobenzene	95-50-1	<0.02	0.02
Undecane	**1120-21-4**	**2.25**	**0.05**
Naphthalene	**91-20-3**	**0.05**	**0.05**
Tridecane	**629-50-5**	**0.10**	**0.05**
2-Methylnaphthalene	91-57-6	<0.05	0.05

© 2014 Amplified Geochemical Imaging, LLC.

AMPLIFIED GEOCHEMICAL IMAGING, LLC
210 Executive Drive, Suite 1
Newark, DE 19702-3335 USA
ph: +1-302-266-2428
www.agisurveys.net

PROJECT NUMBER: ENV ORD-01070-C4R7X
SITE NAME: St.Louis Park Solvent Plume
SITE ADDRESS:

FOR: Minnesota Pollution Control Agency
St Paul, MN 55155
USA

SAMPLER ID: 00728325 FIELD_SAMPLE
Matrix: SOIL GAS
Product: SPG0001
Dilution Factor: 1
Field ID: PV-307
Porosity: 0.38
Water Filled Voids: 0.14
Installation Date: 4/30/2014 10:00:00AM
Retrieval Date: 5/21/2014 1:30:00PM
Date Analyzed: 6/2/2014 6:12:00PM
Analyst: Kelly J Stringham
Method: SPG-WI-0292
Batch: ENV-140530-1
Reviewer: Jasmine Smith

Compound	CAS #	Result (ug)	RL (ug)
Acenaphthylene	208-96-8	<0.05	0.05
Pentadecane	629-62-9	<0.05	0.05
Acenaphthene	83-32-9	<0.05	0.05
Fluorene	86-73-7	<0.05	0.05
TPH		**122.91**	**0.50**
BTEX		**0.31**	**0.02**

© 2014 Amplified Geochemical Imaging, LLC.

AMPLIFIED GEOCHEMICAL IMAGING, LLC
210 Executive Drive, Suite 1
Newark, DE 19702-3335 USA
ph: +1-302-266-2428
www.agisurveys.net

PROJECT NUMBER: ENV ORD-01070-C4R7X **FOR: Minnesota Pollution Control Agency**
SITE NAME: St.Louis Park Solvent Plume **St Paul, MN 55155**
SITE ADDRESS: **USA**

SAMPLER ID: 00728326 FIELD_SAMPLE Matrix: SOIL GAS Product: SPG0001
Dilution Factor: 1 Field ID: PV-408 Porosity: 0.38 Water Filled Voids: 0.14
Installation Date: 4/29/2014 12:10:00PM
Retrieval Date: 5/21/2014 2:05:00PM Date Analyzed: 6/2/2014 8:59:00PM
Analyst: Kelly J Stringham **Method: SPG-WI-0292** **Batch: ENV-140530-1**
Reviewer: Jasmine Smith

Compound	CAS #	Result (ug)	RL (ug)
Vinyl Chloride	75-01-4	<0.20	0.20
Methyl tert-butyl ether	1634-04-4	<0.02	0.02
1,1-Dichloroethene	75-35-4	<0.02	0.02
trans-1,2-Dichloroethene	156-60-5	<0.02	0.02
1,1-Dichloroethane	75-34-3	<0.02	0.02
cis-1,2-Dichloroethene	156-59-2	<0.02	0.02
Chloroform	67-66-3	<0.02	0.02
1,1,1-Trichloroethane	71-55-6	<0.02	0.02
1,2-Dichloroethane	107-06-2	<0.02	0.02
Benzene	71-43-2	<0.02	0.02
Carbon Tetrachloride	56-23-5	<0.02	0.02
Trichloroethene	79-01-6	<0.02	0.02
1,1,2-Trichloroethane	79-00-5	<0.02	0.02
Toluene	108-88-3	<0.02	0.02
Octane	111-65-9	<0.02	0.02
Tetrachloroethene	**127-18-4**	**0.05**	**0.02**
Chlorobenzene	108-90-7	<0.02	0.02
1,1,1,2-Tetrachloroethane	630-20-6	<0.02	0.02
Ethylbenzene	100-41-4	<0.02	0.02
m,p-Xylene	108-38-3/106-42-3	<0.02	0.02
o-Xylene	95-47-6	<0.02	0.02
1,1,2,2-Tetrachloroethane	79-34-5	<0.02	0.02
1,3,5-Trimethylbenzene	108-67-8	<0.02	0.02
1,2,4-Trimethylbenzene	95-63-6	<0.02	0.02
1,3-Dichlorobenzene	541-73-1	<0.02	0.02
1,4-Dichlorobenzene	106-46-7	<0.02	0.02
1,2-Dichlorobenzene	95-50-1	<0.02	0.02
Undecane	1120-21-4	<0.05	0.05
Naphthalene	91-20-3	<0.05	0.05
Tridecane	629-50-5	<0.05	0.05
2-Methylnaphthalene	91-57-6	<0.05	0.05

© 2014 Amplified Geochemical Imaging, LLC.

AMPLIFIED GEOCHEMICAL IMAGING, LLC
210 Executive Drive, Suite 1
Newark, DE 19702-3335 USA
ph: +1-302-266-2428
www.agisurveys.net

PROJECT NUMBER: ENV ORD-01070-C4R7X
SITE NAME: St.Louis Park Solvent Plume
SITE ADDRESS:

FOR: Minnesota Pollution Control Agency
St Paul, MN 55155
USA

SAMPLER ID: 00728326 FIELD_SAMPLE
Matrix: SOIL GAS
Product: SPG0001
Dilution Factor: 1
Field ID: PV-408
Porosity: 0.38
Water Filled Voids: 0.14
Installation Date: 4/29/2014 12:10:00PM
Retrieval Date: 5/21/2014 2:05:00PM
Date Analyzed: 6/2/2014 8:59:00PM
Analyst: Kelly J Stringham
Method: SPG-WI-0292
Batch: ENV-140530-1
Reviewer: Jasmine Smith

Compound	CAS #	Result (ug)	RL (ug)
Acenaphthylene	208-96-8	<0.05	0.05
Pentadecane	629-62-9	<0.05	0.05
Acenaphthene	83-32-9	<0.05	0.05
Fluorene	86-73-7	<0.05	0.05
TPH		<0.50	0.50
BTEX		<0.02	0.02

© 2014 Amplified Geochemical Imaging, LLC.

AMPLIFIED GEOCHEMICAL IMAGING, LLC
210 Executive Drive, Suite 1
Newark, DE 19702-3335 USA
ph: +1-302-266-2428
www.agisurveys.net

PROJECT NUMBER: ENV ORD-01070-C4R7X
SITE NAME: St.Louis Park Solvent Plume
SITE ADDRESS:

FOR: Minnesota Pollution Control Agency
St Paul, MN 55155
USA

SAMPLER ID: 00728327 FIELD_SAMPLE
Matrix: SOIL GAS
Product: SPG0001
Dilution Factor: 1
Field ID: PV-406
Porosity: 0.38
Water Filled Voids: 0.14
Installation Date: 4/29/2014 11:35:00AM
Retrieval Date: 5/21/2014 2:10:00PM
Date Analyzed: 6/2/2014 11:19:00PM
Analyst: Kelly J Stringham
Method: SPG-WI-0292
Batch: ENV-140530-1
Reviewer: Jasmine Smith

Compound	CAS #	Result (ug)	RL (ug)
Vinyl Chloride	75-01-4	<0.20	0.20
Methyl tert-butyl ether	1634-04-4	<0.02	0.02
1,1-Dichloroethene	75-35-4	<0.02	0.02
trans-1,2-Dichloroethene	156-60-5	<0.02	0.02
1,1-Dichloroethane	75-34-3	<0.02	0.02
cis-1,2-Dichloroethene	156-59-2	<0.02	0.02
Chloroform	67-66-3	<0.02	0.02
1,1,1-Trichloroethane	71-55-6	<0.02	0.02
1,2-Dichloroethane	107-06-2	<0.02	0.02
Benzene	71-43-2	<0.02	0.02
Carbon Tetrachloride	56-23-5	<0.02	0.02
Trichloroethene	79-01-6	<0.02	0.02
1,1,2-Trichloroethane	79-00-5	<0.02	0.02
Toluene	**108-88-3**	**0.06**	**0.02**
Octane	111-65-9	<0.02	0.02
Tetrachloroethene	127-18-4	<0.02	0.02
Chlorobenzene	108-90-7	<0.02	0.02
1,1,1,2-Tetrachloroethane	630-20-6	<0.02	0.02
Ethylbenzene	100-41-4	<0.02	0.02
m,p-Xylene	108-38-3/106-42-3	<0.02	0.02
o-Xylene	95-47-6	<0.02	0.02
1,1,2,2-Tetrachloroethane	79-34-5	<0.02	0.02
1,3,5-Trimethylbenzene	108-67-8	<0.02	0.02
1,2,4-Trimethylbenzene	95-63-6	<0.02	0.02
1,3-Dichlorobenzene	541-73-1	<0.02	0.02
1,4-Dichlorobenzene	106-46-7	<0.02	0.02
1,2-Dichlorobenzene	95-50-1	<0.02	0.02
Undecane	**1120-21-4**	**0.12**	**0.05**
Naphthalene	91-20-3	<0.05	0.05
Tridecane	629-50-5	<0.05	0.05
2-Methylnaphthalene	91-57-6	<0.05	0.05

© 2014 Amplified Geochemical Imaging, LLC.

AMPLIFIED GEOCHEMICAL IMAGING, LLC
210 Executive Drive, Suite 1
Newark, DE 19702-3335 USA
ph: +1-302-266-2428
www.agisurveys.net

PROJECT NUMBER: ENV ORD-01070-C4R7X
SITE NAME: St.Louis Park Solvent Plume
SITE ADDRESS:

FOR: Minnesota Pollution Control Agency
St Paul, MN 55155
USA

SAMPLER ID: 00728327 FIELD_SAMPLE
Matrix: SOIL GAS
Product: SPG0001
Dilution Factor: 1
Field ID: PV-406
Porosity: 0.38
Water Filled Voids: 0.14
Installation Date: 4/29/2014 11:35:00AM
Retrieval Date: 5/21/2014 2:10:00PM
Date Analyzed: 6/2/2014 11:19:00PM
Analyst: Kelly J Stringham
Method: SPG-WI-0292
Batch: ENV-140530-1
Reviewer: Jasmine Smith

Compound	CAS #	Result (ug)	RL (ug)
Acenaphthylene	208-96-8	<0.05	0.05
Pentadecane	629-62-9	<0.05	0.05
Acenaphthene	83-32-9	<0.05	0.05
Fluorene	86-73-7	<0.05	0.05
TPH		**1.09**	**0.50**
BTEX		**0.06**	**0.02**

© 2014 Amplified Geochemical Imaging, LLC.

AMPLIFIED GEOCHEMICAL IMAGING, LLC
210 Executive Drive, Suite 1
Newark, DE 19702-3335 USA
ph: +1-302-266-2428
www.agisurveys.net

PROJECT NUMBER: ENV ORD-01070-C4R7X **FOR: Minnesota Pollution Control Agency**
SITE NAME: St.Louis Park Solvent Plume **St Paul, MN 55155**
SITE ADDRESS: **USA**

SAMPLER ID: 00728329 FIELD_SAMPLE Matrix: SOIL GAS Product: SPG0001
Dilution Factor: 1 Field ID: PV-107 Porosity: 0.38 Water Filled Voids: 0.14
Installation Date: 4/29/2014 2:20:00PM
Retrieval Date: 5/21/2014 12:46:00PM Date Analyzed: 6/3/2014 1:39:00AM
Analyst: Kelly J Stringham **Method: SPG-WI-0292** **Batch: ENV-140530-1**
Reviewer: Jasmine Smith

Compound	CAS #	Result (ug)	RL (ug)
Vinyl Chloride	75-01-4	<0.20	0.20
Methyl tert-butyl ether	1634-04-4	<0.02	0.02
1,1-Dichloroethene	75-35-4	<0.02	0.02
trans-1,2-Dichloroethene	156-60-5	<0.02	0.02
1,1-Dichloroethane	75-34-3	<0.02	0.02
cis-1,2-Dichloroethene	156-59-2	<0.02	0.02
Chloroform	67-66-3	<0.02	0.02
1,1,1-Trichloroethane	71-55-6	<0.02	0.02
1,2-Dichloroethane	107-06-2	<0.02	0.02
Benzene	71-43-2	0.02	0.02
Carbon Tetrachloride	**56-23-5**	**0.02**	**0.02**
Trichloroethene	79-01-6	<0.02	0.02
1,1,2-Trichloroethane	79-00-5	<0.02	0.02
Toluene	**108-88-3**	**0.05**	**0.02**
Octane	111-65-9	<0.02	0.02
Tetrachloroethene	**127-18-4**	**0.11**	**0.02**
Chlorobenzene	108-90-7	<0.02	0.02
1,1,1,2-Tetrachloroethane	630-20-6	<0.02	0.02
Ethylbenzene	100-41-4	<0.02	0.02
m,p-Xylene	108-38-3/106-42-3	<0.02	0.02
o-Xylene	95-47-6	<0.02	0.02
1,1,2,2-Tetrachloroethane	79-34-5	<0.02	0.02
1,3,5-Trimethylbenzene	108-67-8	<0.02	0.02
1,2,4-Trimethylbenzene	95-63-6	<0.02	0.02
1,3-Dichlorobenzene	541-73-1	<0.02	0.02
1,4-Dichlorobenzene	106-46-7	<0.02	0.02
1,2-Dichlorobenzene	95-50-1	<0.02	0.02
Undecane	1120-21-4	<0.05	0.05
Naphthalene	91-20-3	<0.05	0.05
Tridecane	629-50-5	<0.05	0.05
2-Methylnaphthalene	91-57-6	<0.05	0.05

© 2014 Amplified Geochemical Imaging, LLC.

AMPLIFIED GEOCHEMICAL IMAGING, LLC
210 Executive Drive, Suite 1
Newark, DE 19702-3335 USA
ph: +1-302-266-2428
www.agisurveys.net

PROJECT NUMBER: ENV ORD-01070-C4R7X **FOR: Minnesota Pollution Control Agency**
SITE NAME: St.Louis Park Solvent Plume **St Paul, MN 55155**
SITE ADDRESS: **USA**

SAMPLER ID: 00728329 FIELD_SAMPLE Matrix: SOIL GAS Product: SPG0001
Dilution Factor: 1 Field ID: PV-107 Porosity: 0.38 Water Filled Voids: 0.14
Installation Date: 4/29/2014 2:20:00PM
Retrieval Date: 5/21/2014 12:46:00PM Date Analyzed: 6/3/2014 1:39:00AM
Analyst: Kelly J Stringham **Method: SPG-WI-0292** **Batch: ENV-140530-1**
Reviewer: Jasmine Smith

Compound	CAS #	Result (ug)	RL (ug)
Acenaphthylene	208-96-8	<0.05	0.05
Pentadecane	629-62-9	<0.05	0.05
Acenaphthene	83-32-9	<0.05	0.05
Fluorene	86-73-7	<0.05	0.05
TPH		**0.67**	**0.50**
BTEX		**0.07**	**0.02**

© 2014 Amplified Geochemical Imaging, LLC.

AMPLIFIED GEOCHEMICAL IMAGING, LLC
210 Executive Drive, Suite 1
Newark, DE 19702-3335 USA
ph: +1-302-266-2428
www.agisurveys.net

PROJECT NUMBER: ENV ORD-01070-C4R7X **FOR: Minnesota Pollution Control Agency**
SITE NAME: St.Louis Park Solvent Plume **St Paul, MN 55155**
SITE ADDRESS: **USA**

SAMPLER ID: 00728329D FIELD_SAMPLE Matrix: SOIL GAS Product: SPG0001
Dilution Factor: 1 Field ID: PV-107 Porosity: 0.38 Water Filled Voids: 0.14
Installation Date: 4/29/2014 2:20:00PM
Retrieval Date: 5/21/2014 12:46:00PM Date Analyzed: 6/3/2014 3:41:00PM
Analyst: Kelly J Stringham **Method: SPG-WI-0292** **Batch: ENV-140530-1**
Reviewer: Jasmine Smith

Compound	CAS #	Result (ug)	RL (ug)
Vinyl Chloride	75-01-4	<0.20	0.20
Methyl tert-butyl ether	1634-04-4	<0.02	0.02
1,1-Dichloroethene	75-35-4	<0.02	0.02
trans-1,2-Dichloroethene	156-60-5	<0.02	0.02
1,1-Dichloroethane	75-34-3	<0.02	0.02
cis-1,2-Dichloroethene	156-59-2	<0.02	0.02
Chloroform	67-66-3	<0.02	0.02
1,1,1-Trichloroethane	71-55-6	<0.02	0.02
1,2-Dichloroethane	107-06-2	<0.02	0.02
Benzene	**71-43-2**	**0.02**	**0.02**
Carbon Tetrachloride	**56-23-5**	**0.03**	**0.02**
Trichloroethene	79-01-6	<0.02	0.02
1,1,2-Trichloroethane	79-00-5	<0.02	0.02
Toluene	**108-88-3**	**0.05**	**0.02**
Octane	111-65-9	<0.02	0.02
Tetrachloroethene	**127-18-4**	**0.08**	**0.02**
Chlorobenzene	108-90-7	<0.02	0.02
1,1,1,2-Tetrachloroethane	630-20-6	<0.02	0.02
Ethylbenzene	100-41-4	<0.02	0.02
m,p-Xylene	108-38-3/106-42-3	<0.02	0.02
o-Xylene	95-47-6	<0.02	0.02
1,1,2,2-Tetrachloroethane	79-34-5	<0.02	0.02
1,3,5-Trimethylbenzene	108-67-8	<0.02	0.02
1,2,4-Trimethylbenzene	95-63-6	<0.02	0.02
1,3-Dichlorobenzene	541-73-1	<0.02	0.02
1,4-Dichlorobenzene	106-46-7	<0.02	0.02
1,2-Dichlorobenzene	95-50-1	<0.02	0.02
Undecane	1120-21-4	<0.05	0.05
Naphthalene	91-20-3	<0.05	0.05
Tridecane	629-50-5	<0.05	0.05
2-Methylnaphthalene	91-57-6	<0.05	0.05

© 2014 Amplified Geochemical Imaging, LLC.

AMPLIFIED GEOCHEMICAL IMAGING, LLC
210 Executive Drive, Suite 1
Newark, DE 19702-3335 USA
ph: +1-302-266-2428
www.agisurveys.net

PROJECT NUMBER: ENV ORD-01070-C4R7X
SITE NAME: St.Louis Park Solvent Plume
SITE ADDRESS:

FOR: Minnesota Pollution Control Agency
St Paul, MN 55155
USA

SAMPLER ID: 00728329D FIELD_SAMPLE
Matrix: SOIL GAS
Product: SPG0001
Dilution Factor: 1
Field ID: PV-107
Porosity: 0.38
Water Filled Voids: 0.14
Installation Date: 4/29/2014 2:20:00PM
Retrieval Date: 5/21/2014 12:46:00PM
Date Analyzed: 6/3/2014 3:41:00PM
Analyst: Kelly J Stringham
Method: SPG-WI-0292
Batch: ENV-140530-1
Reviewer: Jasmine Smith

Compound	CAS #	Result (ug)	RL (ug)
Acenaphthylene	208-96-8	<0.05	0.05
Pentadecane	629-62-9	<0.05	0.05
Acenaphthene	83-32-9	<0.05	0.05
Fluorene	86-73-7	<0.05	0.05
TPH		<0.50	0.50
BTEX		**0.07**	**0.02**

© 2014 Amplified Geochemical Imaging, LLC.

AMPLIFIED GEOCHEMICAL IMAGING, LLC
210 Executive Drive, Suite 1
Newark, DE 19702-3335 USA
ph: +1-302-266-2428
www.agisurveys.net

PROJECT NUMBER: ENV ORD-01070-C4R7X **FOR: Minnesota Pollution Control Agency**
SITE NAME: St.Louis Park Solvent Plume **St Paul, MN 55155**
SITE ADDRESS: **USA**

SAMPLER ID: 00728330 FIELD_SAMPLE Matrix: SOIL GAS Product: SPG0001
Dilution Factor: 1 Field ID: PV-108 Porosity: 0.38 Water Filled Voids: 0.14
Installation Date: 4/29/2014 2:28:00PM
Retrieval Date: 5/21/2014 12:50:00PM Date Analyzed: 6/3/2014 5:51:00AM
Analyst: Kelly J Stringham **Method: SPG-WI-0292** **Batch: ENV-140530-1**
Reviewer: Jasmine Smith

Compound	CAS #	Result (ug)	RL (ug)
Vinyl Chloride	75-01-4	<0.20	0.20
Methyl tert-butyl ether	1634-04-4	<0.02	0.02
1,1-Dichloroethene	75-35-4	<0.02	0.02
trans-1,2-Dichloroethene	156-60-5	<0.02	0.02
1,1-Dichloroethane	75-34-3	<0.02	0.02
cis-1,2-Dichloroethene	156-59-2	<0.02	0.02
Chloroform	67-66-3	<0.02	0.02
1,1,1-Trichloroethane	**71-55-6**	**0.09**	**0.02**
1,2-Dichloroethane	107-06-2	<0.02	0.02
Benzene	71-43-2	<0.02	0.02
Carbon Tetrachloride	56-23-5	<0.02	0.02
Trichloroethene	**79-01-6**	**0.32**	**0.02**
1,1,2-Trichloroethane	79-00-5	<0.02	0.02
Toluene	**108-88-3**	**0.04**	**0.02**
Octane	111-65-9	<0.02	0.02
Tetrachloroethene	**127-18-4**	**9.85**	**0.02**
Chlorobenzene	108-90-7	<0.02	0.02
1,1,1,2-Tetrachloroethane	630-20-6	<0.02	0.02
Ethylbenzene	100-41-4	<0.02	0.02
m,p-Xylene	108-38-3/106-42-3	<0.02	0.02
o-Xylene	95-47-6	<0.02	0.02
1,1,2,2-Tetrachloroethane	79-34-5	<0.02	0.02
1,3,5-Trimethylbenzene	108-67-8	<0.02	0.02
1,2,4-Trimethylbenzene	95-63-6	<0.02	0.02
1,3-Dichlorobenzene	541-73-1	<0.02	0.02
1,4-Dichlorobenzene	106-46-7	<0.02	0.02
1,2-Dichlorobenzene	95-50-1	<0.02	0.02
Undecane	1120-21-4	<0.05	0.05
Naphthalene	91-20-3	<0.05	0.05
Tridecane	629-50-5	<0.05	0.05
2-Methylnaphthalene	91-57-6	<0.05	0.05

© 2014 Amplified Geochemical Imaging, LLC.

AMPLIFIED GEOCHEMICAL IMAGING, LLC
210 Executive Drive, Suite 1
Newark, DE 19702-3335 USA
ph: +1-302-266-2428
www.agisurveys.net

PROJECT NUMBER: ENV ORD-01070-C4R7X
SITE NAME: St.Louis Park Solvent Plume
SITE ADDRESS:

FOR: Minnesota Pollution Control Agency
St Paul, MN 55155
USA

SAMPLER ID: 00728330 FIELD_SAMPLE
Matrix: SOIL GAS
Product: SPG0001
Dilution Factor: 1
Field ID: PV-108
Porosity: 0.38
Water Filled Voids: 0.14
Installation Date: 4/29/2014 2:28:00PM
Retrieval Date: 5/21/2014 12:50:00PM
Date Analyzed: 6/3/2014 5:51:00AM
Analyst: Kelly J Stringham
Method: SPG-WI-0292
Batch: ENV-140530-1
Reviewer: Jasmine Smith

Compound	CAS #	Result (ug)	RL (ug)
Acenaphthylene	208-96-8	<0.05	0.05
Pentadecane	629-62-9	<0.05	0.05
Acenaphthene	83-32-9	<0.05	0.05
Fluorene	86-73-7	<0.05	0.05
TPH		<0.50	0.50
BTEX		**0.04**	**0.02**

© 2014 Amplified Geochemical Imaging, LLC.

AMPLIFIED GEOCHEMICAL IMAGING, LLC
210 Executive Drive, Suite 1
Newark, DE 19702-3335 USA
ph: +1-302-266-2428
www.agisurveys.net

PROJECT NUMBER: ENV ORD-01070-C4R7X **FOR: Minnesota Pollution Control Agency**
SITE NAME: St.Louis Park Solvent Plume **St Paul, MN 55155**
SITE ADDRESS: **USA**

SAMPLER ID: 00728331 FIELD_SAMPLE Matrix: SOIL GAS Product: SPG0001
Dilution Factor: 1 Field ID: PV-308 Porosity: 0.38 Water Filled Voids: 0.14
Installation Date: 4/30/2014 10:10:00AM
Retrieval Date: 5/21/2014 1:25:00PM Date Analyzed: 6/3/2014 9:07:00AM
Analyst: Kelly J Stringham **Method: SPG-WI-0292** **Batch: ENV-140530-1**
Reviewer: Jasmine Smith

Compound	CAS #	Result (ug)	RL (ug)
Vinyl Chloride	75-01-4	<0.20	0.20
Methyl tert-butyl ether	1634-04-4	<0.02	0.02
1,1-Dichloroethene	75-35-4	<0.02	0.02
trans-1,2-Dichloroethene	156-60-5	<0.02	0.02
1,1-Dichloroethane	75-34-3	<0.02	0.02
cis-1,2-Dichloroethene	156-59-2	<0.02	0.02
Chloroform	67-66-3	<0.02	0.02
1,1,1-Trichloroethane	**71-55-6**	**0.07**	**0.02**
1,2-Dichloroethane	107-06-2	<0.02	0.02
Benzene	71-43-2	<0.02	0.02
Carbon Tetrachloride	56-23-5	<0.02	0.02
Trichloroethene	79-01-6	<0.02	0.02
1,1,2-Trichloroethane	79-00-5	<0.02	0.02
Toluene	**108-88-3**	**0.04**	**0.02**
Octane	111-65-9	<0.02	0.02
Tetrachloroethene	127-18-4	<0.02	0.02
Chlorobenzene	108-90-7	<0.02	0.02
1,1,1,2-Tetrachloroethane	630-20-6	<0.02	0.02
Ethylbenzene	100-41-4	<0.02	0.02
m,p-Xylene	108-38-3/106-42-3	<0.02	0.02
o-Xylene	95-47-6	<0.02	0.02
1,1,2,2-Tetrachloroethane	79-34-5	<0.02	0.02
1,3,5-Trimethylbenzene	108-67-8	<0.02	0.02
1,2,4-Trimethylbenzene	95-63-6	<0.02	0.02
1,3-Dichlorobenzene	541-73-1	<0.02	0.02
1,4-Dichlorobenzene	106-46-7	<0.02	0.02
1,2-Dichlorobenzene	95-50-1	<0.02	0.02
Undecane	1120-21-4	<0.05	0.05
Naphthalene	91-20-3	<0.05	0.05
Tridecane	629-50-5	<0.05	0.05
2-Methylnaphthalene	91-57-6	<0.05	0.05

© 2014 Amplified Geochemical Imaging, LLC.

AMPLIFIED GEOCHEMICAL IMAGING, LLC
210 Executive Drive, Suite 1
Newark, DE 19702-3335 USA
ph: +1-302-266-2428
www.agisurveys.net

PROJECT NUMBER: ENV ORD-01070-C4R7X
SITE NAME: St.Louis Park Solvent Plume
SITE ADDRESS:

FOR: Minnesota Pollution Control Agency
St Paul, MN 55155
USA

SAMPLER ID: 00728331 FIELD_SAMPLE
Matrix: SOIL GAS
Product: SPG0001
Dilution Factor: 1
Field ID: PV-308
Porosity: 0.38
Water Filled Voids: 0.14
Installation Date: 4/30/2014 10:10:00AM
Retrieval Date: 5/21/2014 1:25:00PM
Date Analyzed: 6/3/2014 9:07:00AM
Analyst: Kelly J Stringham
Method: SPG-WI-0292
Batch: ENV-140530-1
Reviewer: Jasmine Smith

Compound	CAS #	Result (ug)	RL (ug)
Acenaphthylene	208-96-8	<0.05	0.05
Pentadecane	629-62-9	<0.05	0.05
Acenaphthene	83-32-9	<0.05	0.05
Fluorene	86-73-7	<0.05	0.05
TPH		<0.50	0.50
BTEX		**0.04**	**0.02**

© 2014 Amplified Geochemical Imaging, LLC.

AMPLIFIED GEOCHEMICAL IMAGING, LLC
210 Executive Drive, Suite 1
Newark, DE 19702-3335 USA
ph: +1-302-266-2428
www.agisurveys.net

PROJECT NUMBER: ENV ORD-01070-C4R7X **FOR: Minnesota Pollution Control Agency**
SITE NAME: St.Louis Park Solvent Plume **St Paul, MN 55155**
SITE ADDRESS: **USA**

SAMPLER ID: 00728332 FIELD_SAMPLE Matrix: SOIL GAS Product: SPG0001
Dilution Factor: 1 Field ID: PV-407 Porosity: 0.38 Water Filled Voids: 0.14
Installation Date: 4/19/2014 11:45:00AM
Retrieval Date: 5/21/2014 2:07:00PM Date Analyzed: 6/3/2014 2:07:00AM
Analyst: Kelly J Stringham **Method: SPG-WI-0292** **Batch: ENV-140530-1**
Reviewer: Jasmine Smith

Compound	CAS #	Result (ug)	RL (ug)
Vinyl Chloride	75-01-4	<0.20	0.20
Methyl tert-butyl ether	1634-04-4	<0.02	0.02
1,1-Dichloroethene	75-35-4	<0.02	0.02
trans-1,2-Dichloroethene	156-60-5	<0.02	0.02
1,1-Dichloroethane	75-34-3	<0.02	0.02
cis-1,2-Dichloroethene	156-59-2	<0.02	0.02
Chloroform	67-66-3	<0.02	0.02
1,1,1-Trichloroethane	71-55-6	<0.02	0.02
1,2-Dichloroethane	107-06-2	<0.02	0.02
Benzene	71-43-2	<0.02	0.02
Carbon Tetrachloride	56-23-5	<0.02	0.02
Trichloroethene	79-01-6	<0.02	0.02
1,1,2-Trichloroethane	79-00-5	<0.02	0.02
Toluene	**108-88-3**	**0.03**	**0.02**
Octane	111-65-9	<0.02	0.02
Tetrachloroethene	**127-18-4**	**0.08**	**0.02**
Chlorobenzene	108-90-7	<0.02	0.02
1,1,1,2-Tetrachloroethane	630-20-6	<0.02	0.02
Ethylbenzene	100-41-4	<0.02	0.02
m,p-Xylene	108-38-3/106-42-3	<0.02	0.02
o-Xylene	95-47-6	<0.02	0.02
1,1,2,2-Tetrachloroethane	79-34-5	<0.02	0.02
1,3,5-Trimethylbenzene	108-67-8	<0.02	0.02
1,2,4-Trimethylbenzene	95-63-6	<0.02	0.02
1,3-Dichlorobenzene	541-73-1	<0.02	0.02
1,4-Dichlorobenzene	106-46-7	<0.02	0.02
1,2-Dichlorobenzene	95-50-1	<0.02	0.02
Undecane	1120-21-4	<0.05	0.05
Naphthalene	91-20-3	<0.05	0.05
Tridecane	629-50-5	<0.05	0.05
2-Methylnaphthalene	91-57-6	<0.05	0.05

© 2014 Amplified Geochemical Imaging, LLC.

AMPLIFIED GEOCHEMICAL IMAGING, LLC
210 Executive Drive, Suite 1
Newark, DE 19702-3335 USA
ph: +1-302-266-2428
www.agisurveys.net

PROJECT NUMBER: ENV ORD-01070-C4R7X
SITE NAME: St.Louis Park Solvent Plume
SITE ADDRESS:

FOR: Minnesota Pollution Control Agency
St Paul, MN 55155
USA

SAMPLER ID: 00728332 FIELD_SAMPLE
Matrix: SOIL GAS
Product: SPG0001
Dilution Factor: 1
Field ID: PV-407
Porosity: 0.38
Water Filled Voids: 0.14
Installation Date: 4/19/2014 11:45:00AM
Retrieval Date: 5/21/2014 2:07:00PM
Date Analyzed: 6/3/2014 2:07:00AM
Analyst: Kelly J Stringham
Method: SPG-WI-0292
Batch: ENV-140530-1
Reviewer: Jasmine Smith

Compound	CAS #	Result (ug)	RL (ug)
Acenaphthylene	208-96-8	<0.05	0.05
Pentadecane	629-62-9	<0.05	0.05
Acenaphthene	83-32-9	<0.05	0.05
Fluorene	86-73-7	<0.05	0.05
TPH		<0.50	0.50
BTEX		**0.03**	**0.02**

© 2014 Amplified Geochemical Imaging, LLC.

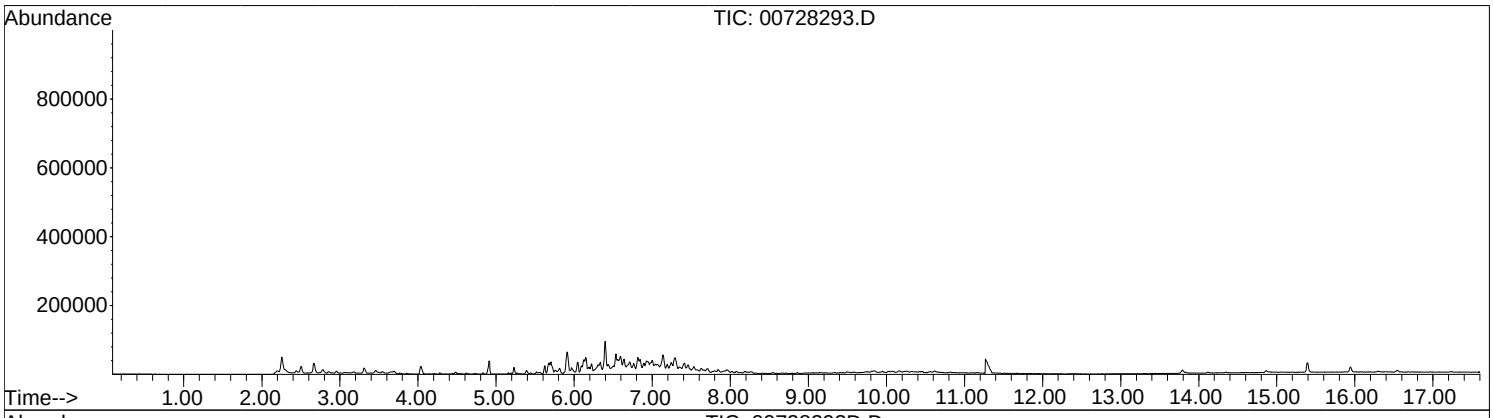
Abundance
TIC: 00728293.D
800000
600000
400000
200000
Time-->
1.00 2.00 3.00 4.00 5.00 6.00 7.00 8.00 9.00 10.00 11.00 12.00 13.00 14.00 15.00 16.00 17.00

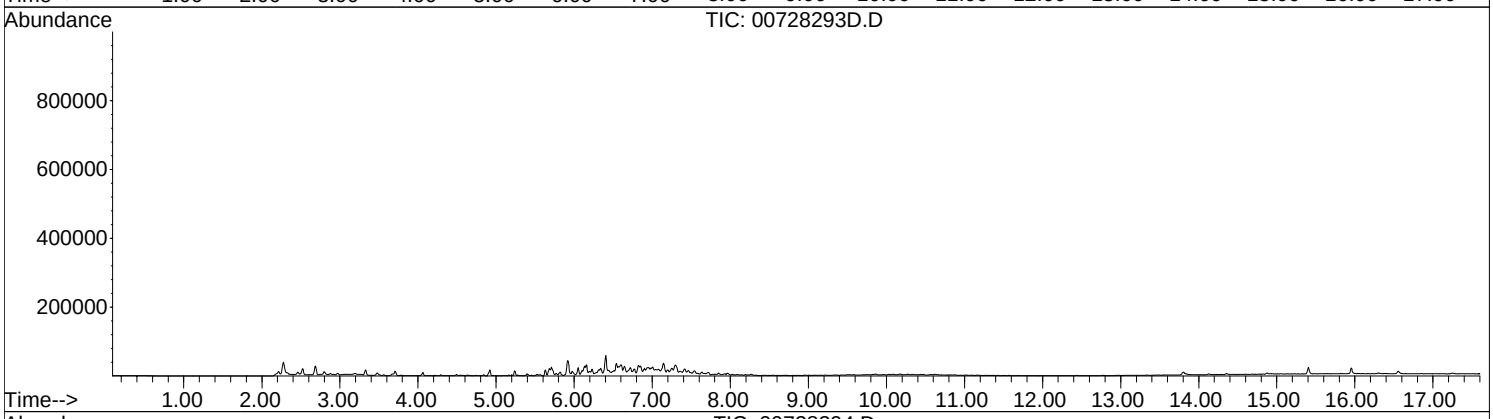
Abundance
TIC: 00728293D.D
800000
600000
400000
200000
Time-->
1.00 2.00 3.00 4.00 5.00 6.00 7.00 8.00 9.00 10.00 11.00 12.00 13.00 14.00 15.00 16.00 17.00

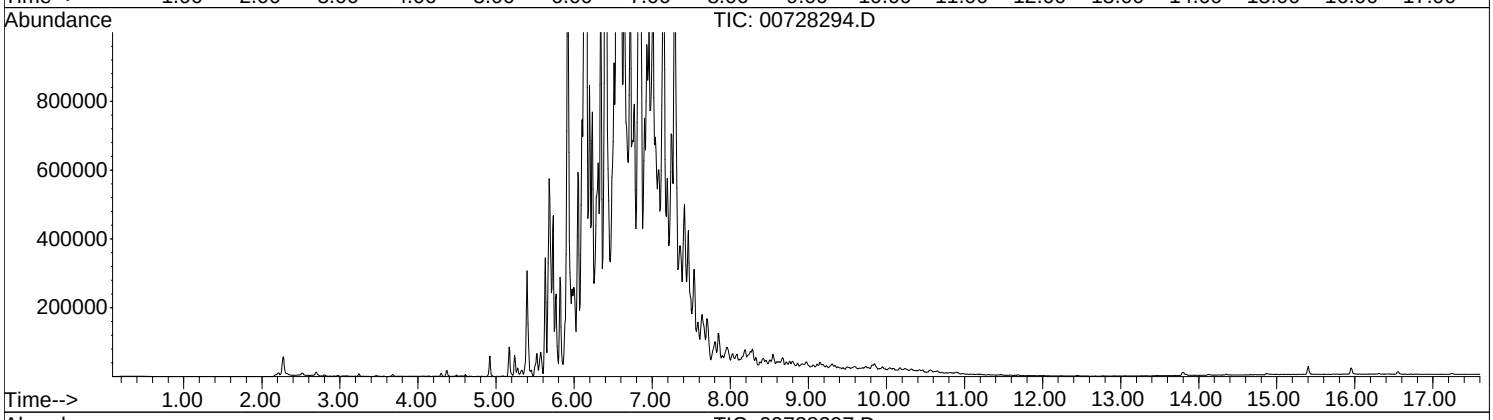
Abundance
TIC: 00728294.D
800000
600000
400000
200000
Time-->
1.00 2.00 3.00 4.00 5.00 6.00 7.00 8.00 9.00 10.00 11.00 12.00 13.00 14.00 15.00 16.00 17.00

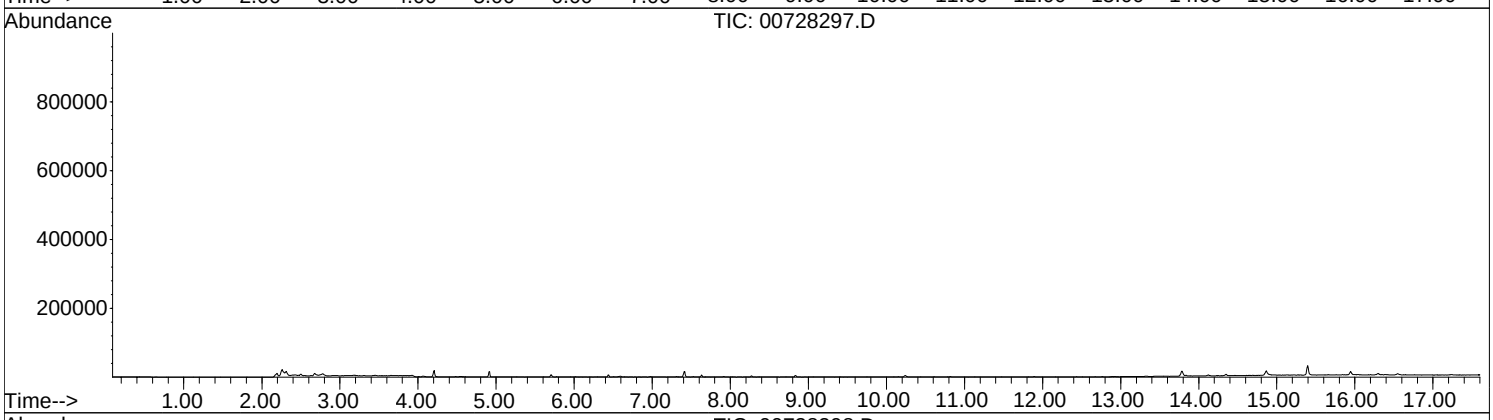
Abundance
TIC: 00728297.D
800000
600000
400000
200000
Time-->
1.00 2.00 3.00 4.00 5.00 6.00 7.00 8.00 9.00 10.00 11.00 12.00 13.00 14.00 15.00 16.00 17.00

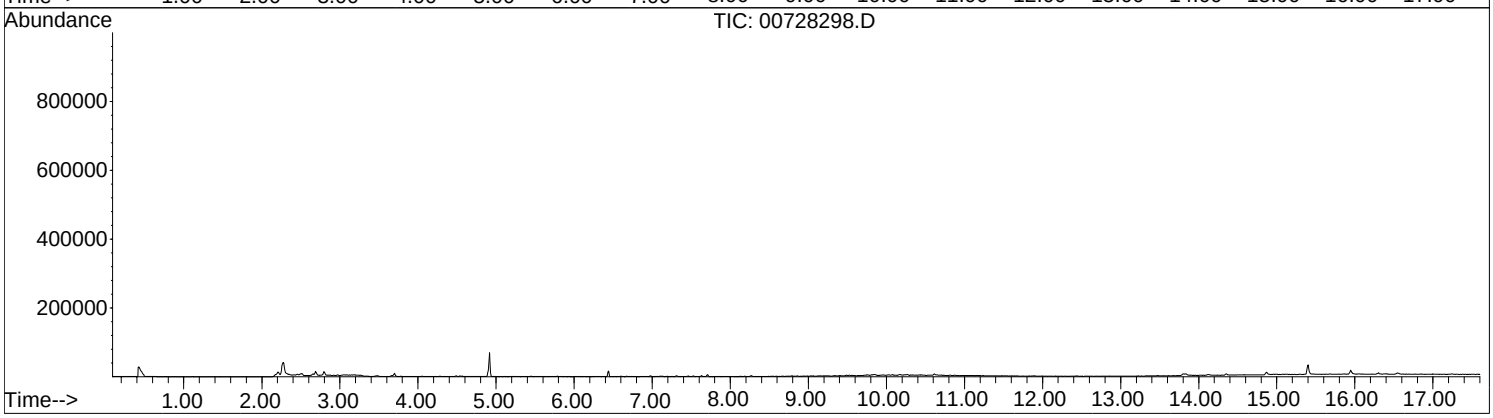
Abundance
TIC: 00728298.D
800000
600000
400000
200000
Time-->
1.00 2.00 3.00 4.00 5.00 6.00 7.00 8.00 9.00 10.00 11.00 12.00 13.00 14.00 15.00 16.00 17.00

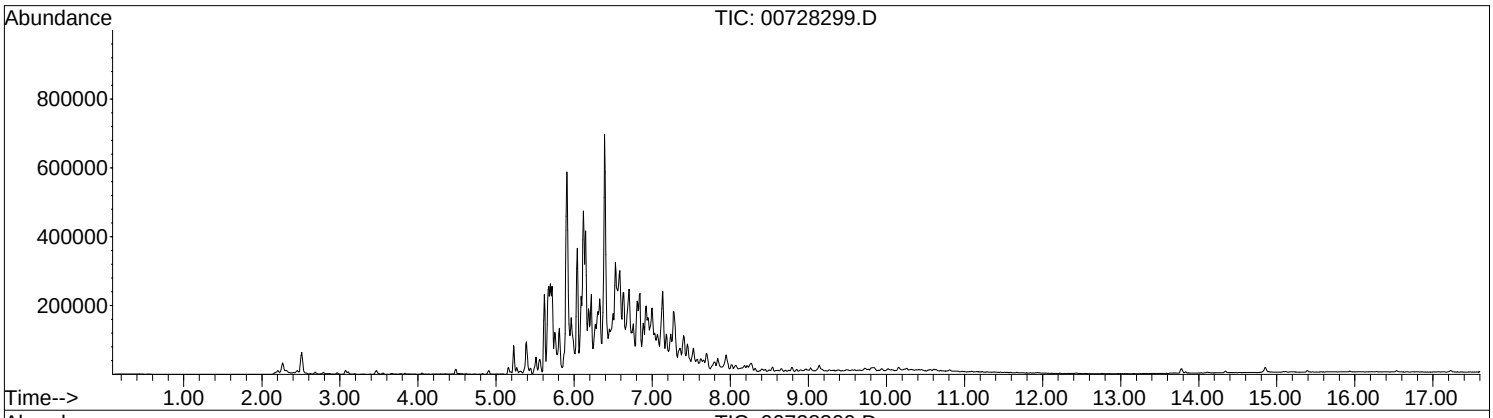
Abundance
TIC: 00728299.D
800000
600000
400000
200000
Time-->
1.00 2.00 3.00 4.00 5.00 6.00 7.00 8.00 9.00 10.00 11.00 12.00 13.00 14.00 15.00 16.00 17.00

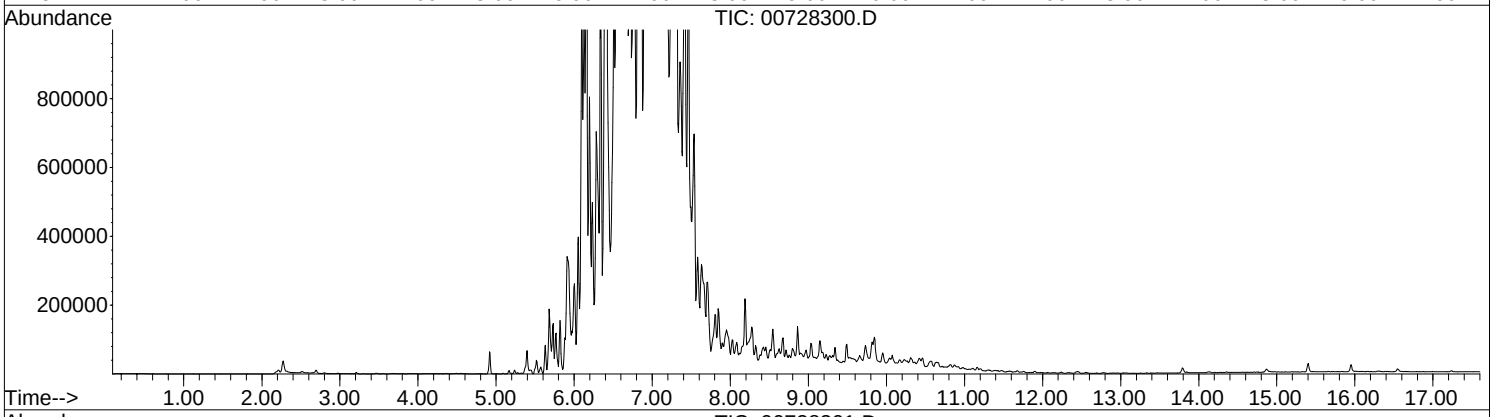
Abundance
TIC: 00728300.D
800000
600000
400000
200000
Time-->
1.00 2.00 3.00 4.00 5.00 6.00 7.00 8.00 9.00 10.00 11.00 12.00 13.00 14.00 15.00 16.00 17.00

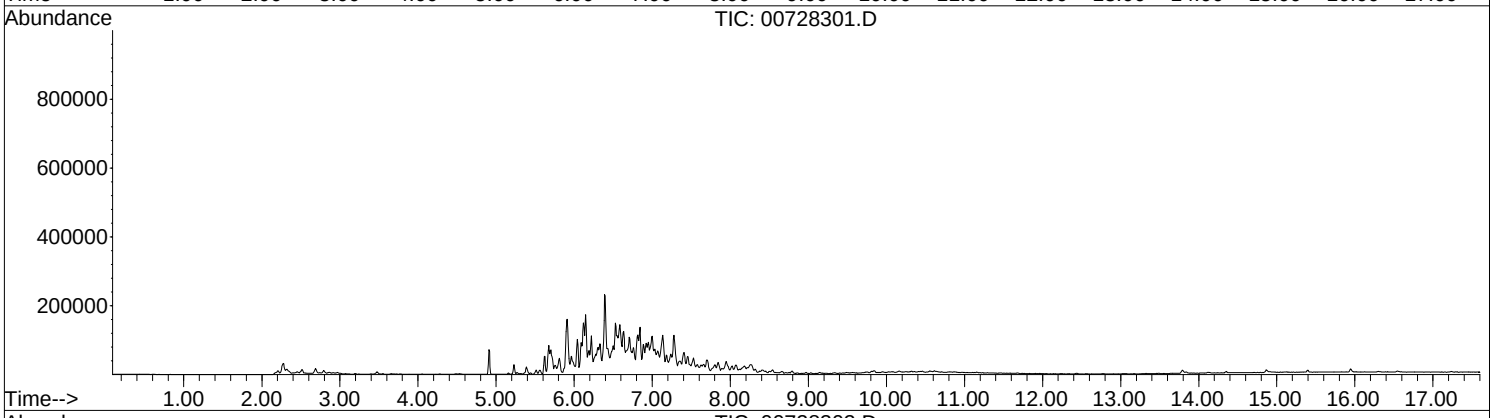
Abundance
TIC: 00728301.D
800000
600000
400000
200000
Time-->
1.00 2.00 3.00 4.00 5.00 6.00 7.00 8.00 9.00 10.00 11.00 12.00 13.00 14.00 15.00 16.00 17.00

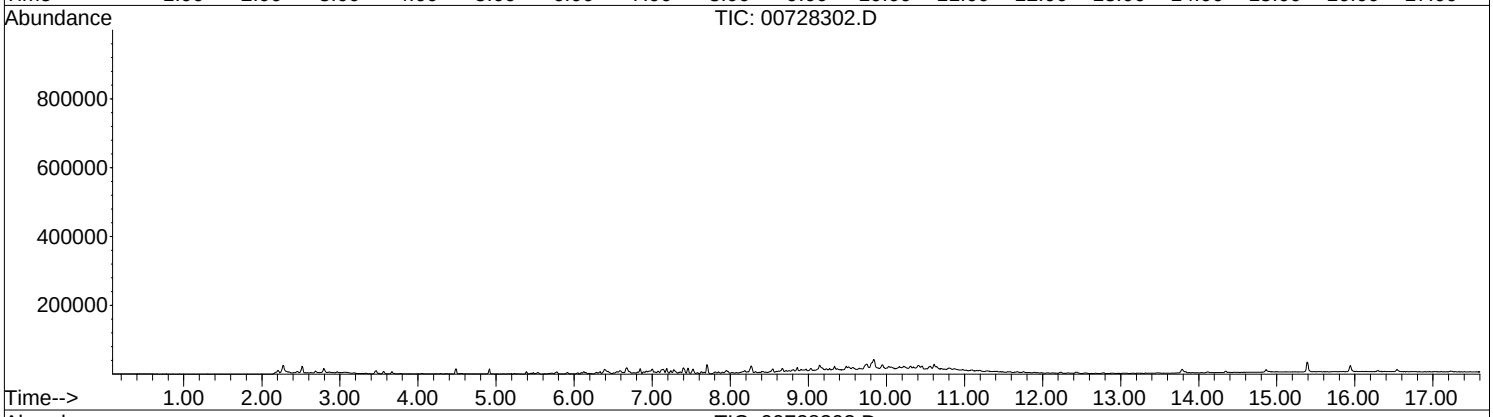
Abundance
TIC: 00728302.D
800000
600000
400000
200000
Time-->
1.00 2.00 3.00 4.00 5.00 6.00 7.00 8.00 9.00 10.00 11.00 12.00 13.00 14.00 15.00 16.00 17.00

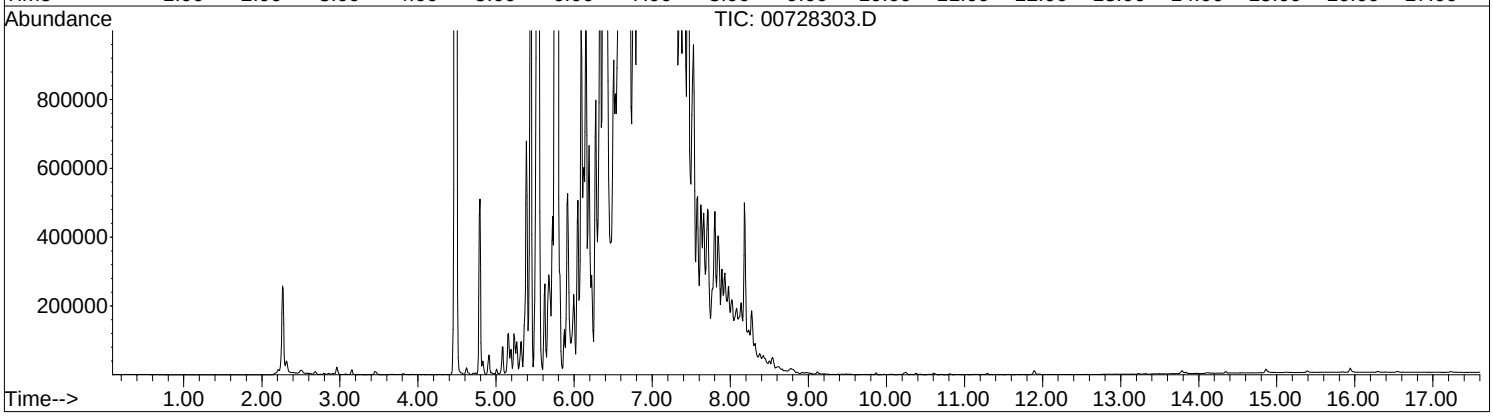
Abundance
TIC: 00728303.D
800000
600000
400000
200000
Time-->
1.00 2.00 3.00 4.00 5.00 6.00 7.00 8.00 9.00 10.00 11.00 12.00 13.00 14.00 15.00 16.00 17.00

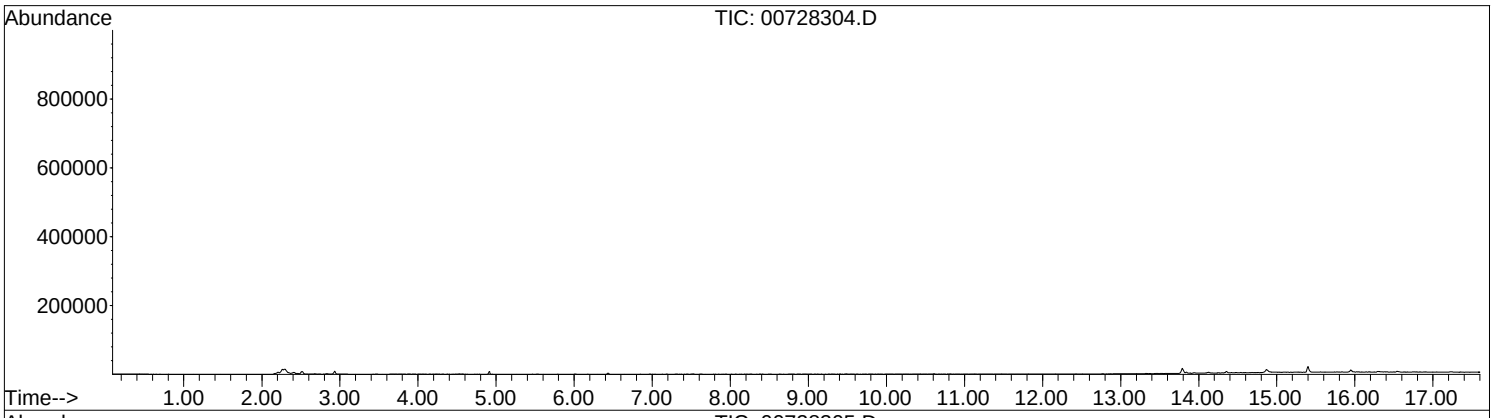
Abundance
TIC: 00728304.D
800000
600000
400000
200000
Time-->
1.00 2.00 3.00 4.00 5.00 6.00 7.00 8.00 9.00 10.00 11.00 12.00 13.00 14.00 15.00 16.00 17.00

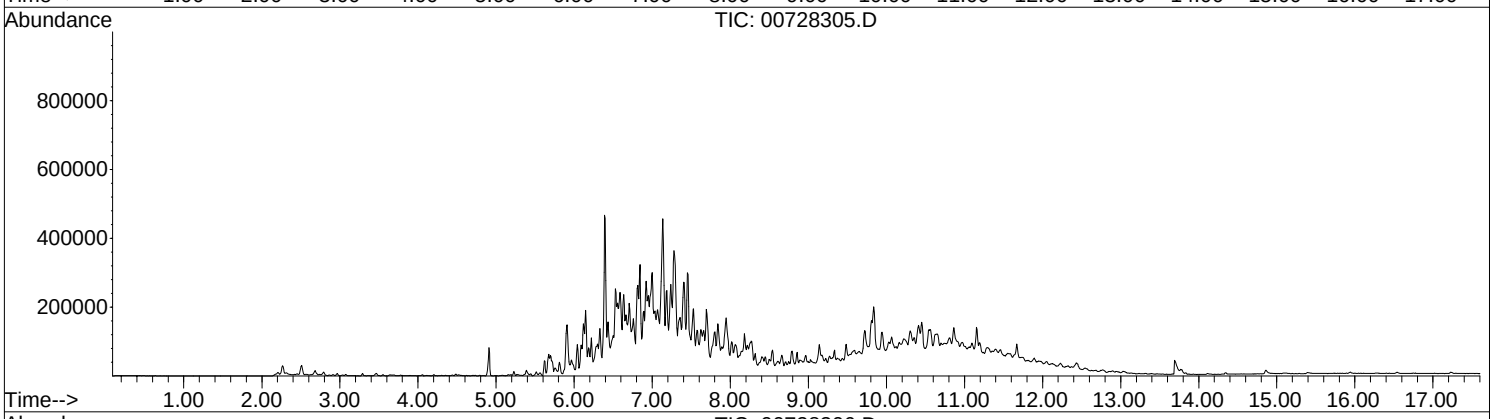
Abundance
TIC: 00728305.D
800000
600000
400000
200000
Time-->
1.00 2.00 3.00 4.00 5.00 6.00 7.00 8.00 9.00 10.00 11.00 12.00 13.00 14.00 15.00 16.00 17.00

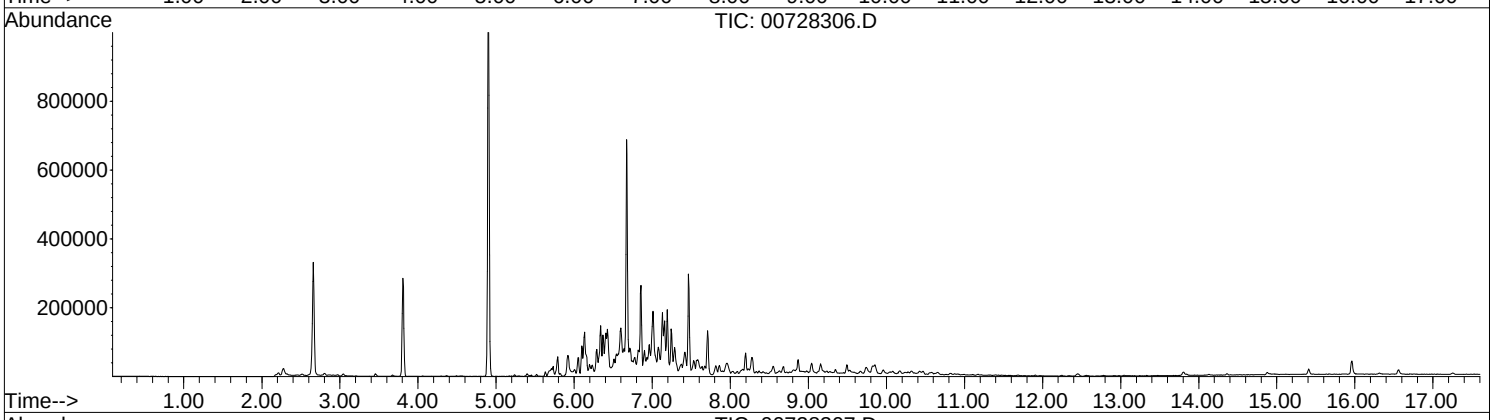
Abundance
TIC: 00728306.D
800000
600000
400000
200000
Time-->
1.00 2.00 3.00 4.00 5.00 6.00 7.00 8.00 9.00 10.00 11.00 12.00 13.00 14.00 15.00 16.00 17.00

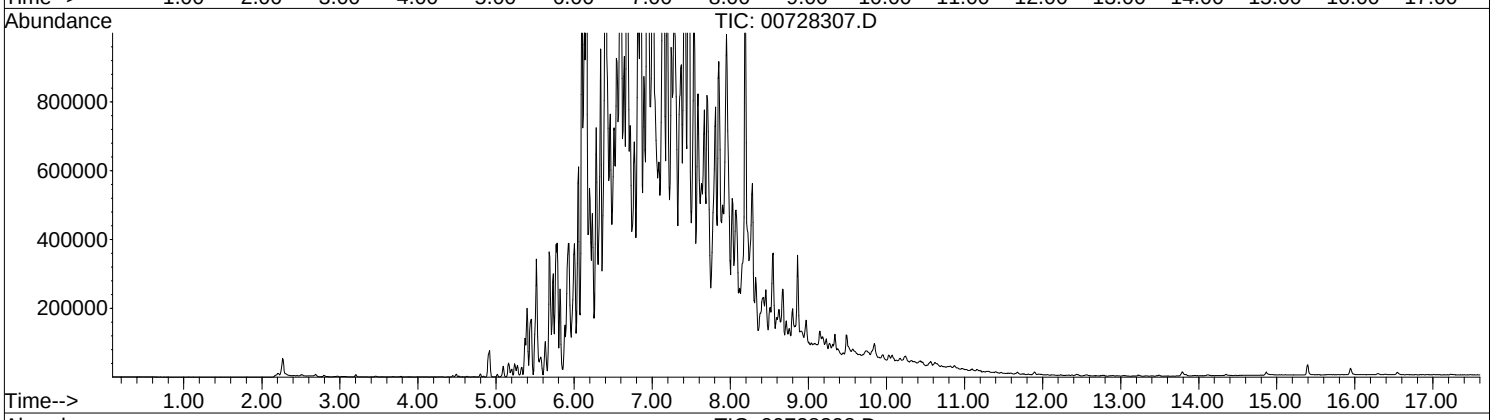
Abundance
TIC: 00728307.D
800000
600000
400000
200000
Time-->
1.00 2.00 3.00 4.00 5.00 6.00 7.00 8.00 9.00 10.00 11.00 12.00 13.00 14.00 15.00 16.00 17.00

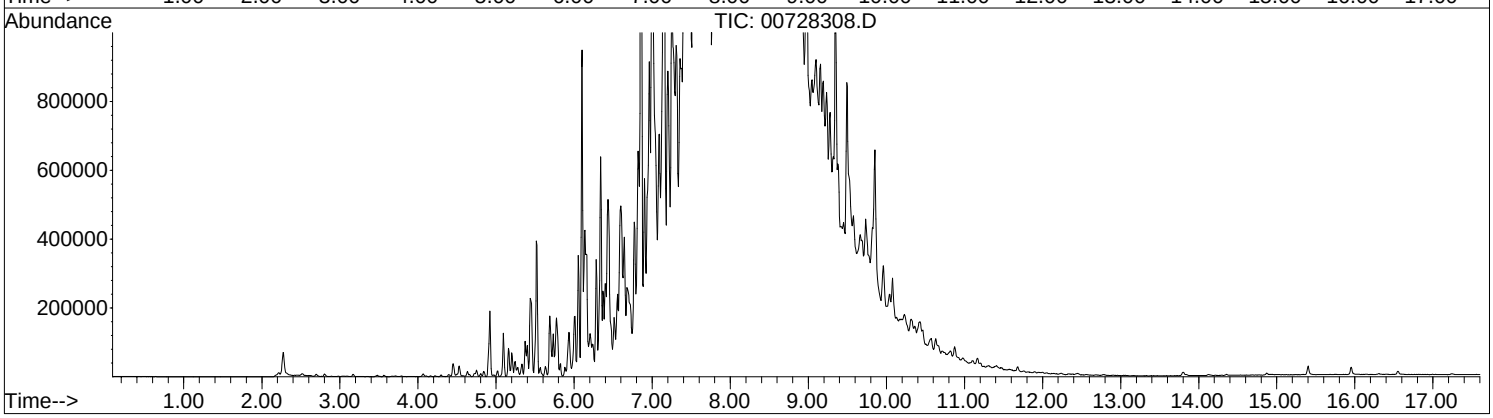
Abundance
TIC: 00728308.D
800000
600000
400000
200000
Time-->
1.00 2.00 3.00 4.00 5.00 6.00 7.00 8.00 9.00 10.00 11.00 12.00 13.00 14.00 15.00 16.00 17.00

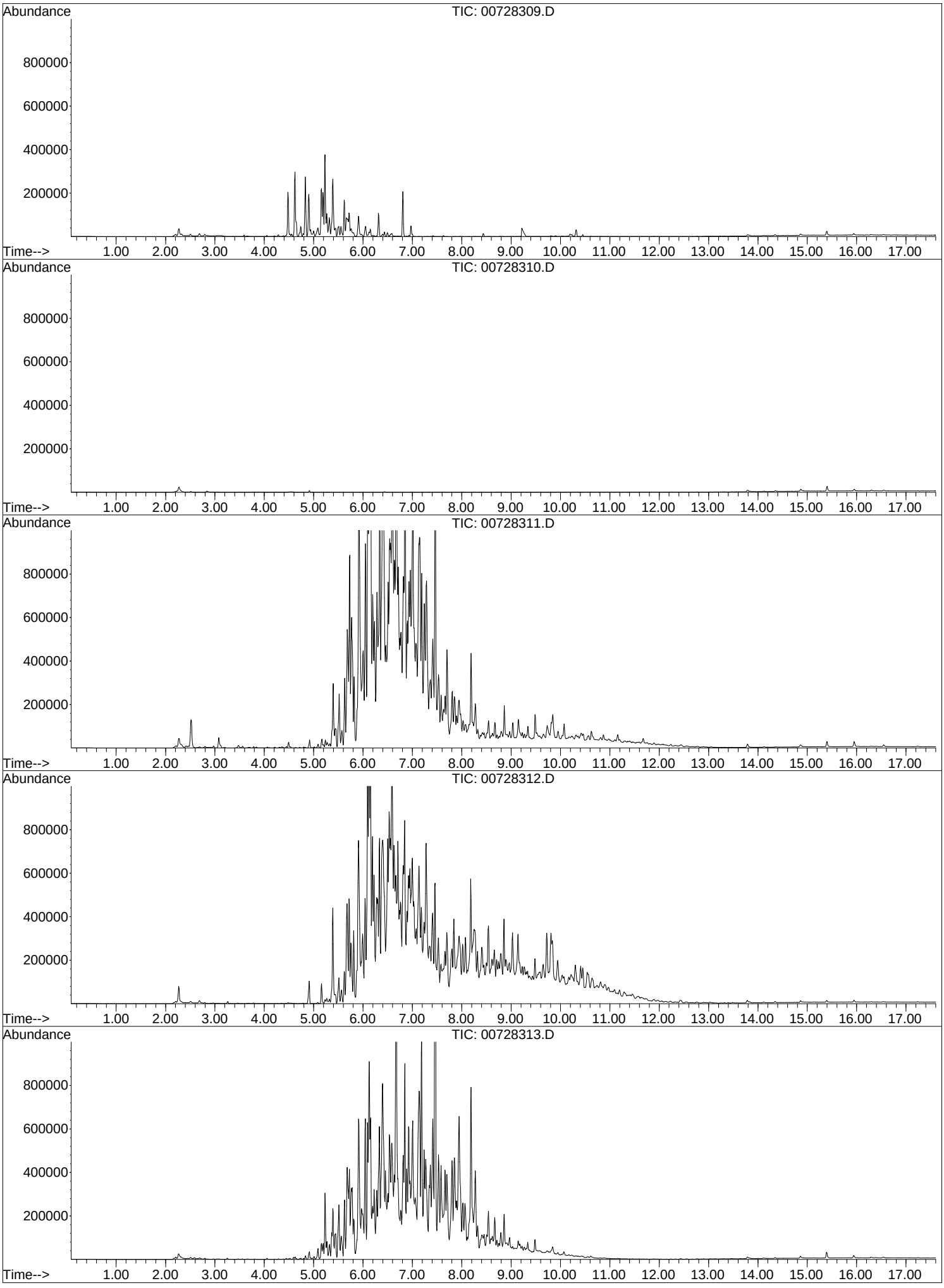
Abundance
TIC: 00728309.D
800000
600000
400000
200000
Time-->
1.00 2.00 3.00 4.00 5.00 6.00 7.00 8.00 9.00 10.00 11.00 12.00 13.00 14.00 15.00 16.00 17.00
Abundance
TIC: 00728310.D
800000
600000
400000
200000
Time-->
1.00 2.00 3.00 4.00 5.00 6.00 7.00 8.00 9.00 10.00 11.00 12.00 13.00 14.00 15.00 16.00 17.00
Abundance
TIC: 00728311.D
800000
600000
400000
200000
Time-->
1.00 2.00 3.00 4.00 5.00 6.00 7.00 8.00 9.00 10.00 11.00 12.00 13.00 14.00 15.00 16.00 17.00
Abundance
TIC: 00728312.D
800000
600000
400000
200000
Time-->
1.00 2.00 3.00 4.00 5.00 6.00 7.00 8.00 9.00 10.00 11.00 12.00 13.00 14.00 15.00 16.00 17.00
Abundance
TIC: 00728313.D
800000
600000
400000
200000
Time-->
1.00 2.00 3.00 4.00 5.00 6.00 7.00 8.00 9.00 10.00 11.00 12.00 13.00 14.00 15.00 16.00 17.00

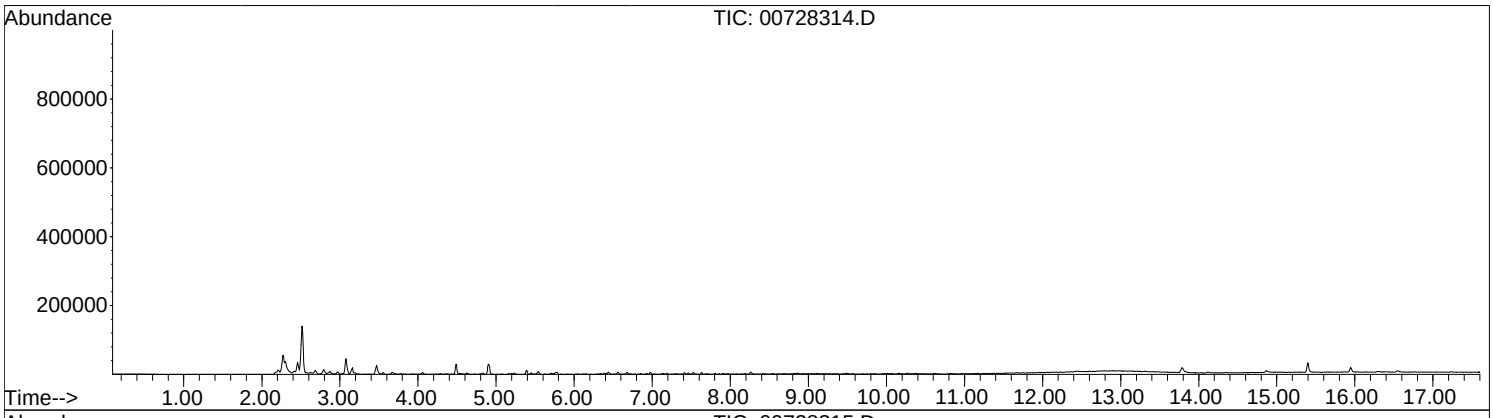
Abundance
TIC: 00728314.D
800000
600000
400000
200000
Time-->
1.00 2.00 3.00 4.00 5.00 6.00 7.00 8.00 9.00 10.00 11.00 12.00 13.00 14.00 15.00 16.00 17.00

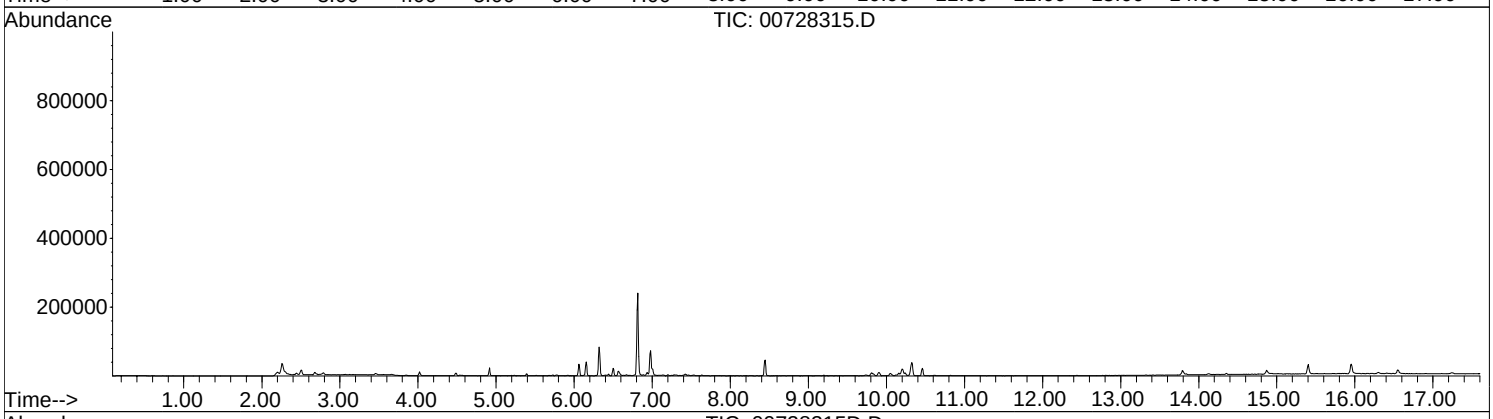
Abundance
TIC: 00728315.D
800000
600000
400000
200000
Time-->
1.00 2.00 3.00 4.00 5.00 6.00 7.00 8.00 9.00 10.00 11.00 12.00 13.00 14.00 15.00 16.00 17.00

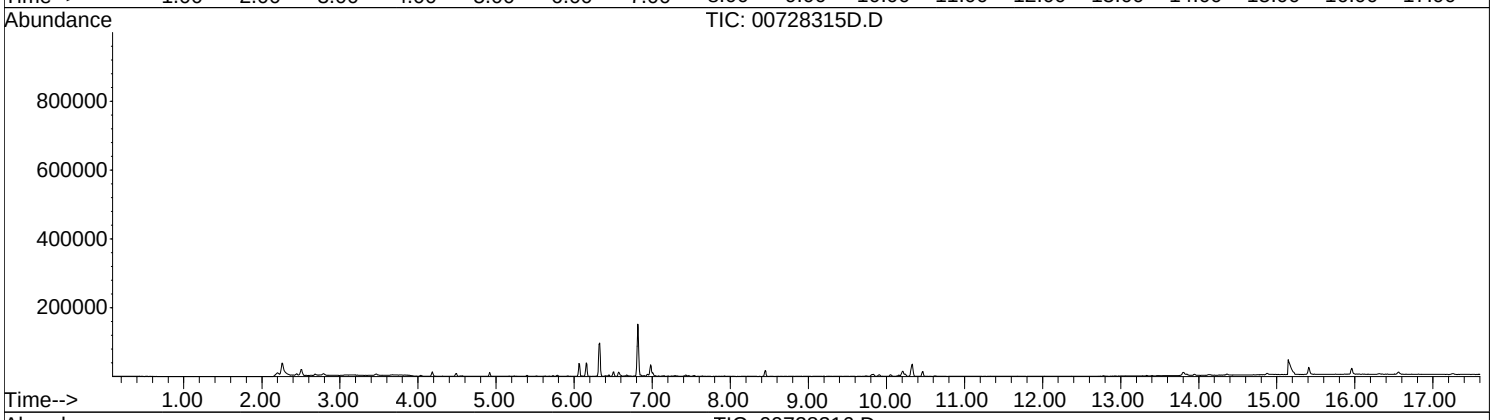
Abundance
TIC: 00728315D.D
800000
600000
400000
200000
Time-->
1.00 2.00 3.00 4.00 5.00 6.00 7.00 8.00 9.00 10.00 11.00 12.00 13.00 14.00 15.00 16.00 17.00

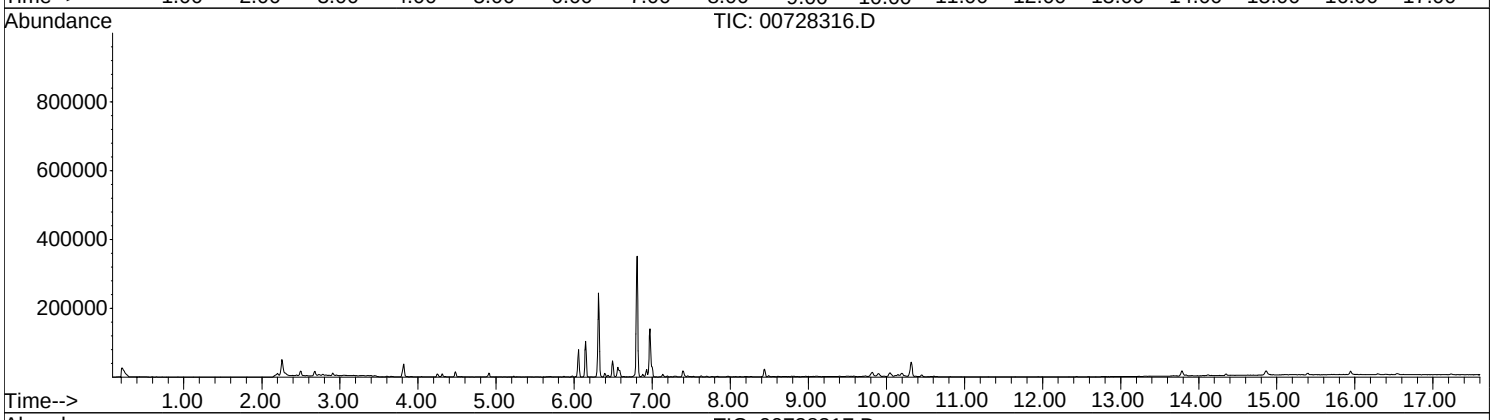
Abundance
TIC: 00728316.D
800000
600000
400000
200000
Time-->
1.00 2.00 3.00 4.00 5.00 6.00 7.00 8.00 9.00 10.00 11.00 12.00 13.00 14.00 15.00 16.00 17.00

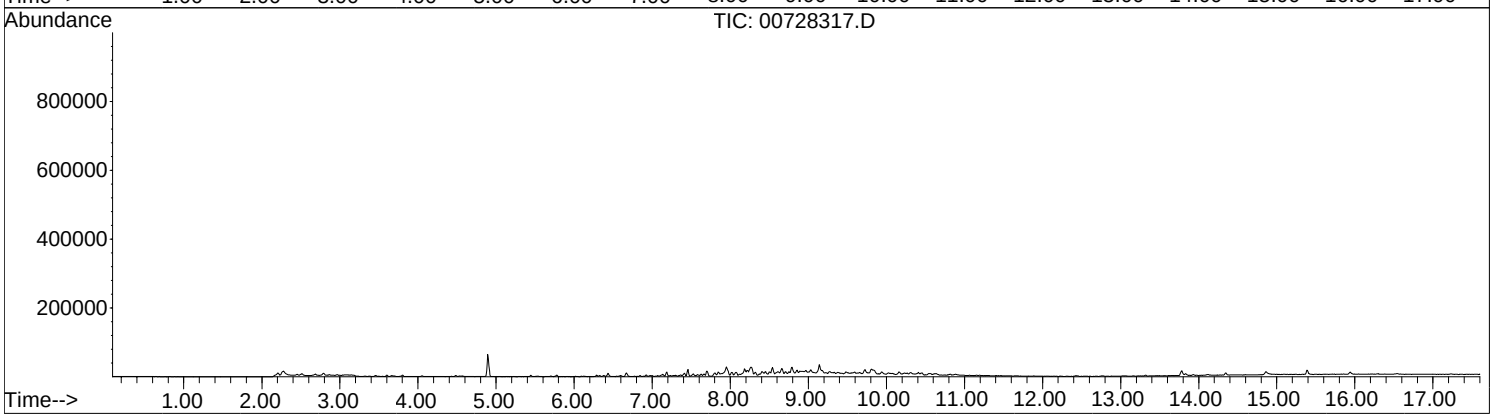
Abundance
TIC: 00728317.D
800000
600000
400000
200000
Time-->
1.00 2.00 3.00 4.00 5.00 6.00 7.00 8.00 9.00 10.00 11.00 12.00 13.00 14.00 15.00 16.00 17.00

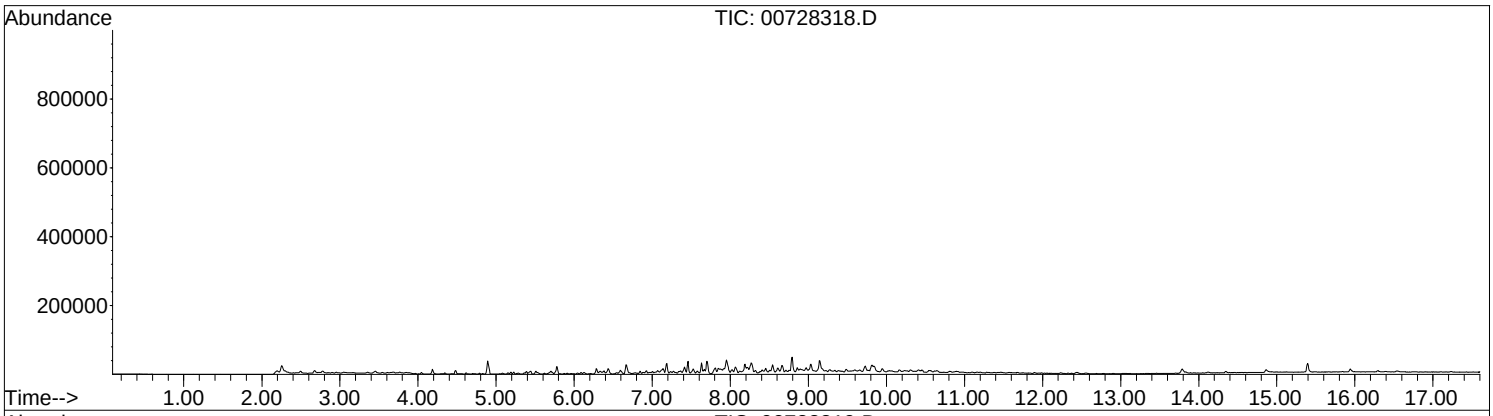
Abundance
TIC: 00728318.D
800000
600000
400000
200000
Time-->
1.00 2.00 3.00 4.00 5.00 6.00 7.00 8.00 9.00 10.00 11.00 12.00 13.00 14.00 15.00 16.00 17.00

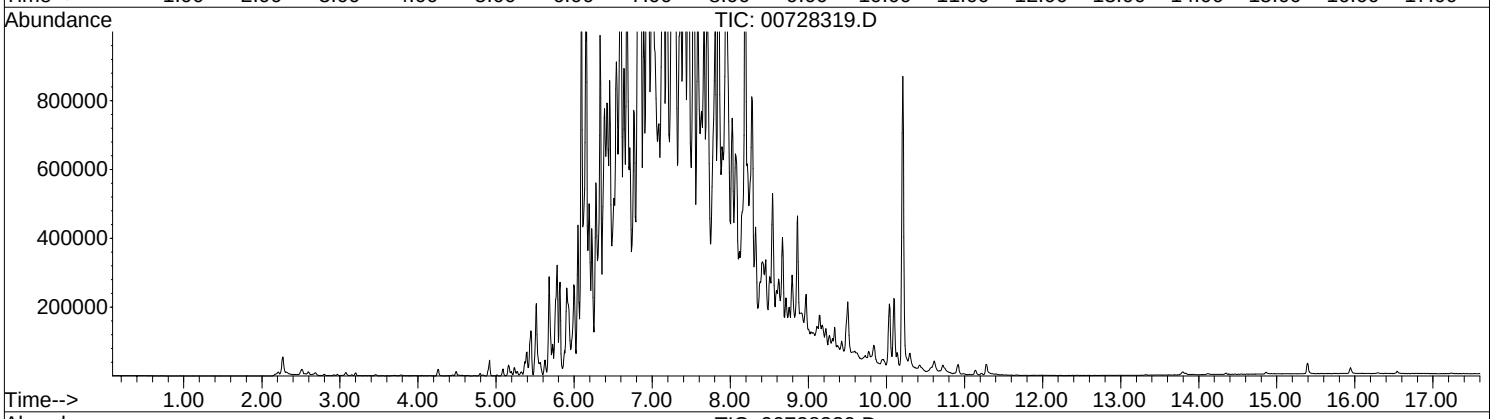
Abundance
TIC: 00728319.D
800000
600000
400000
200000
Time-->
1.00 2.00 3.00 4.00 5.00 6.00 7.00 8.00 9.00 10.00 11.00 12.00 13.00 14.00 15.00 16.00 17.00

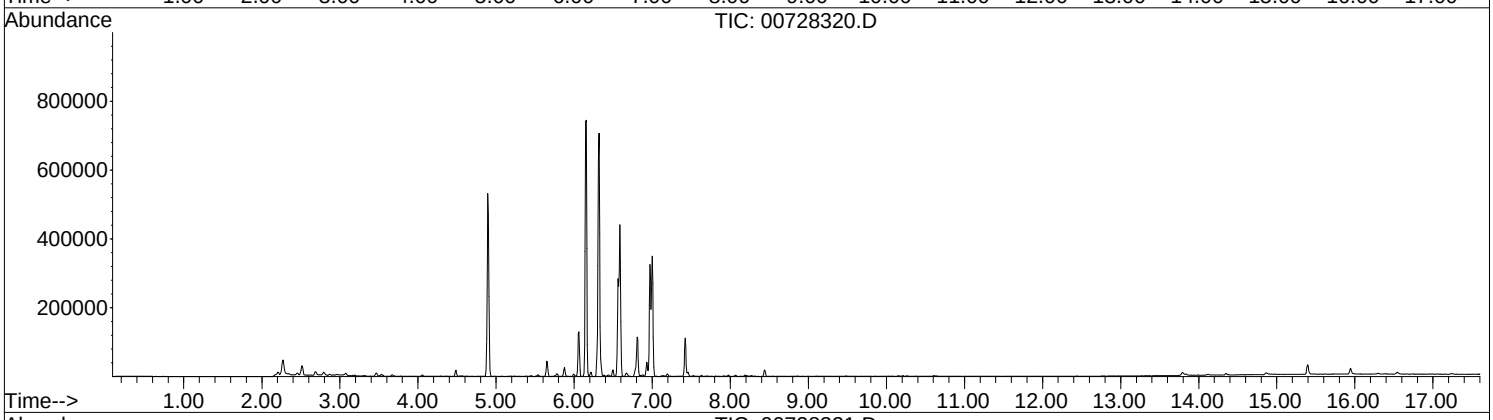
Abundance
TIC: 00728320.D
800000
600000
400000
200000
Time-->
1.00 2.00 3.00 4.00 5.00 6.00 7.00 8.00 9.00 10.00 11.00 12.00 13.00 14.00 15.00 16.00 17.00

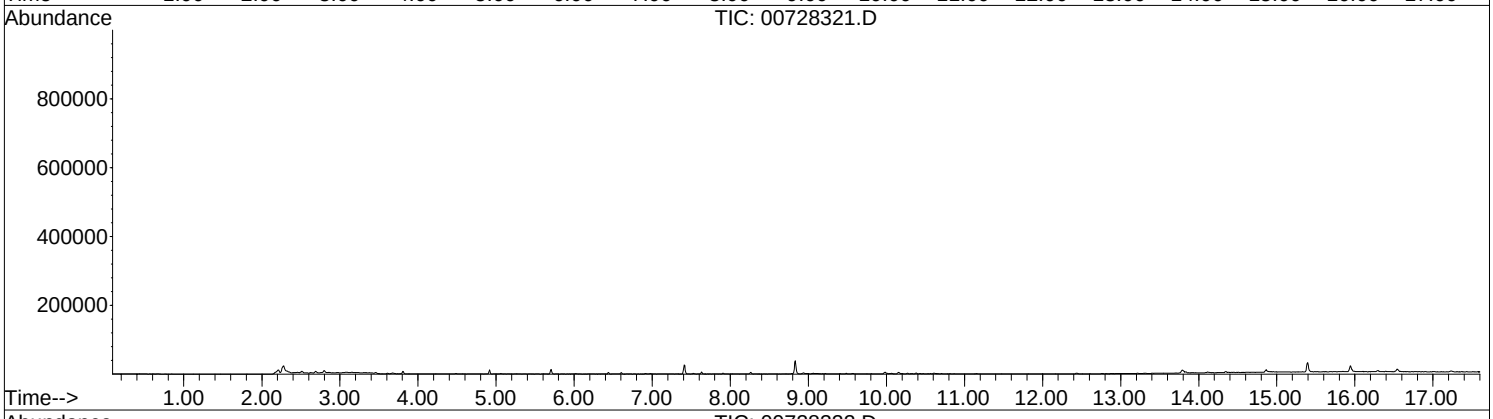
Abundance
TIC: 00728321.D
800000
600000
400000
200000
Time-->
1.00 2.00 3.00 4.00 5.00 6.00 7.00 8.00 9.00 10.00 11.00 12.00 13.00 14.00 15.00 16.00 17.00

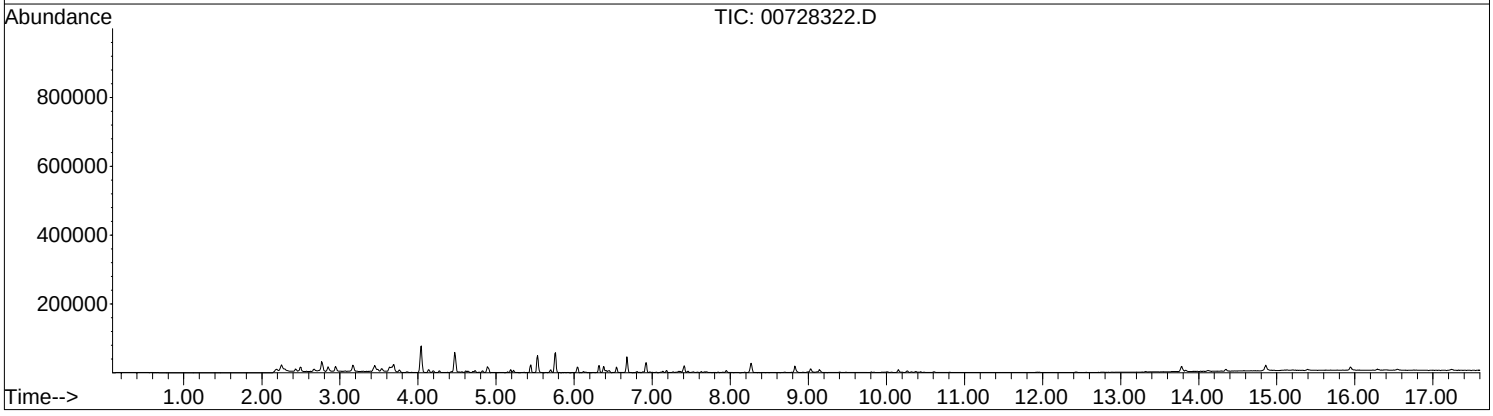
Abundance
TIC: 00728322.D
800000
600000
400000
200000
Time-->
1.00 2.00 3.00 4.00 5.00 6.00 7.00 8.00 9.00 10.00 11.00 12.00 13.00 14.00 15.00 16.00 17.00

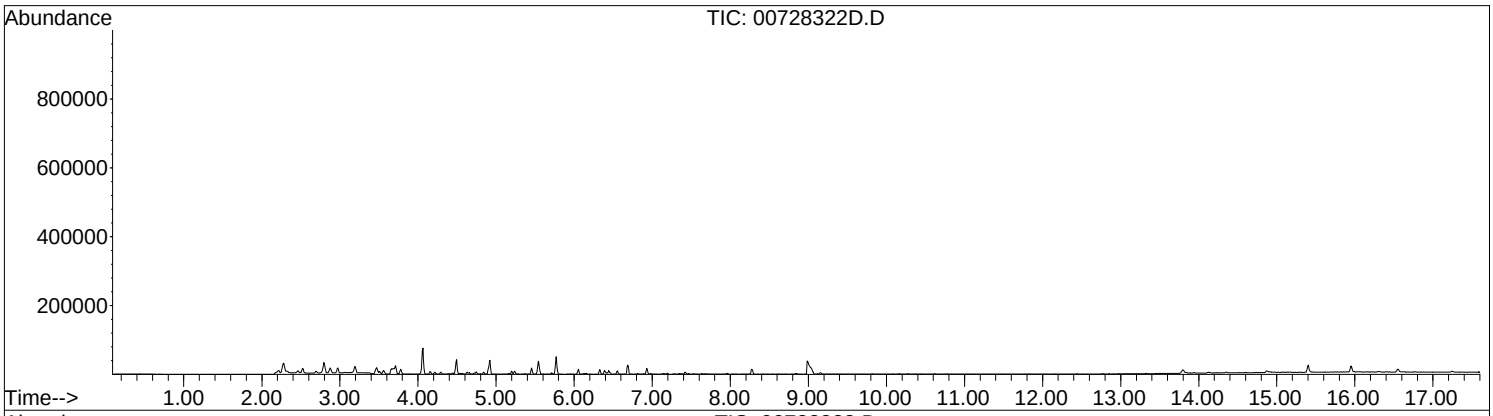
Abundance
TIC: 00728322D.D
800000
600000
400000
200000
Time-->
1.00 2.00 3.00 4.00 5.00 6.00 7.00 8.00 9.00 10.00 11.00 12.00 13.00 14.00 15.00 16.00 17.00

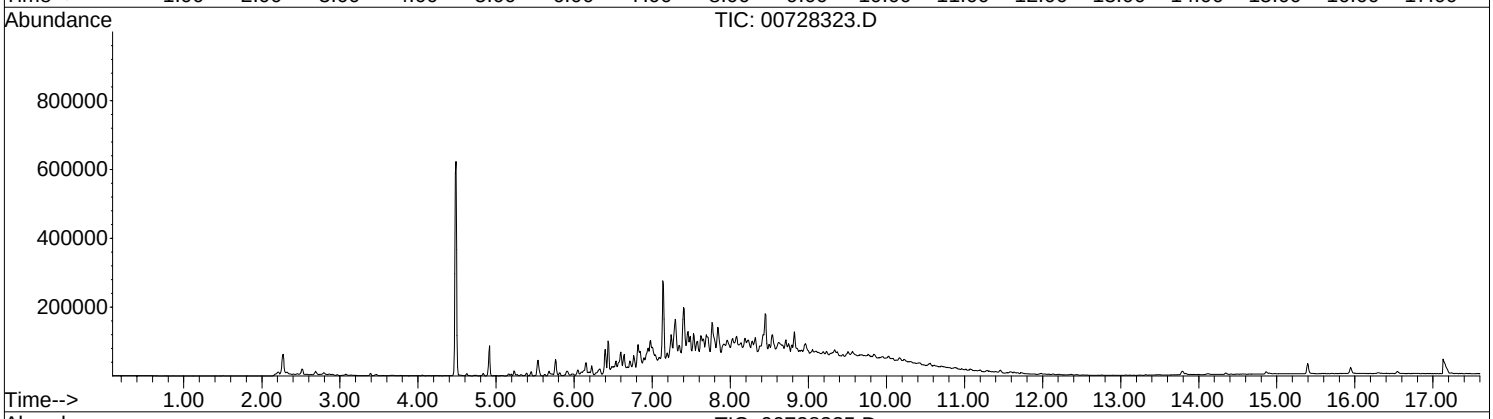
Abundance
TIC: 00728323.D
800000
600000
400000
200000
Time-->
1.00 2.00 3.00 4.00 5.00 6.00 7.00 8.00 9.00 10.00 11.00 12.00 13.00 14.00 15.00 16.00 17.00

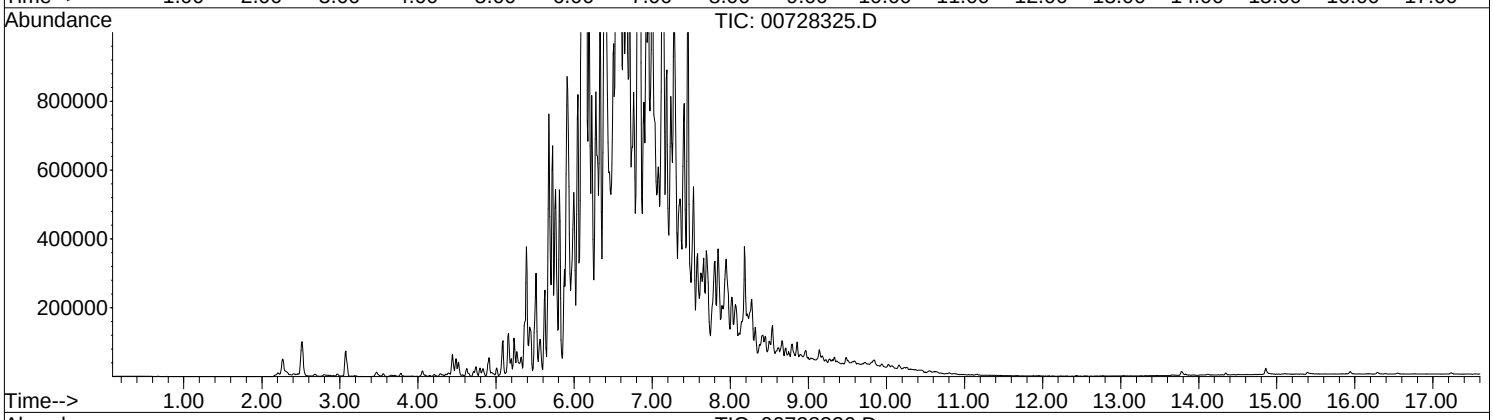
Abundance
TIC: 00728325.D
800000
600000
400000
200000
Time-->
1.00 2.00 3.00 4.00 5.00 6.00 7.00 8.00 9.00 10.00 11.00 12.00 13.00 14.00 15.00 16.00 17.00

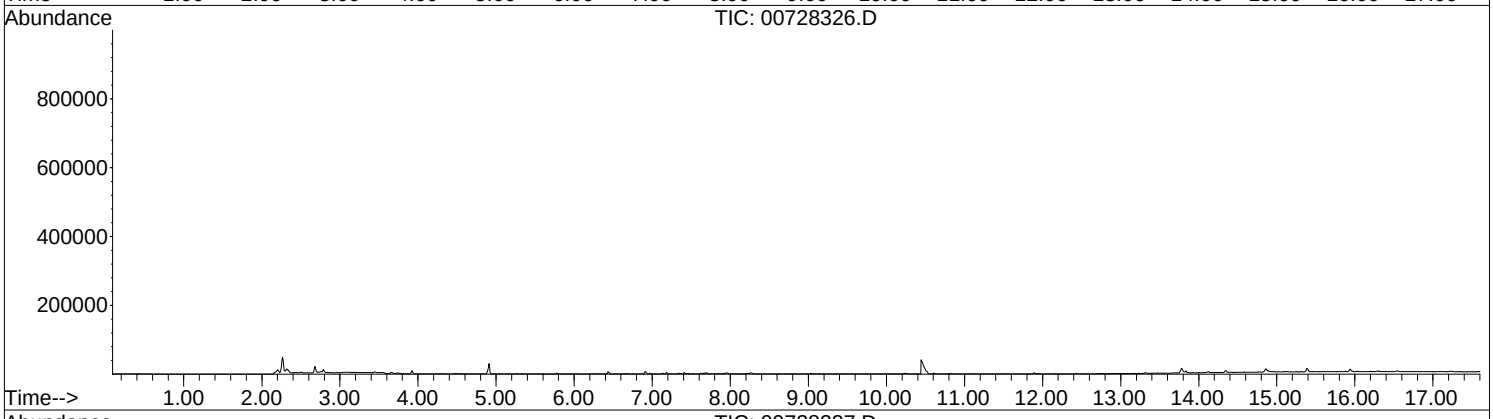
Abundance
TIC: 00728326.D
800000
600000
400000
200000
Time-->
1.00 2.00 3.00 4.00 5.00 6.00 7.00 8.00 9.00 10.00 11.00 12.00 13.00 14.00 15.00 16.00 17.00

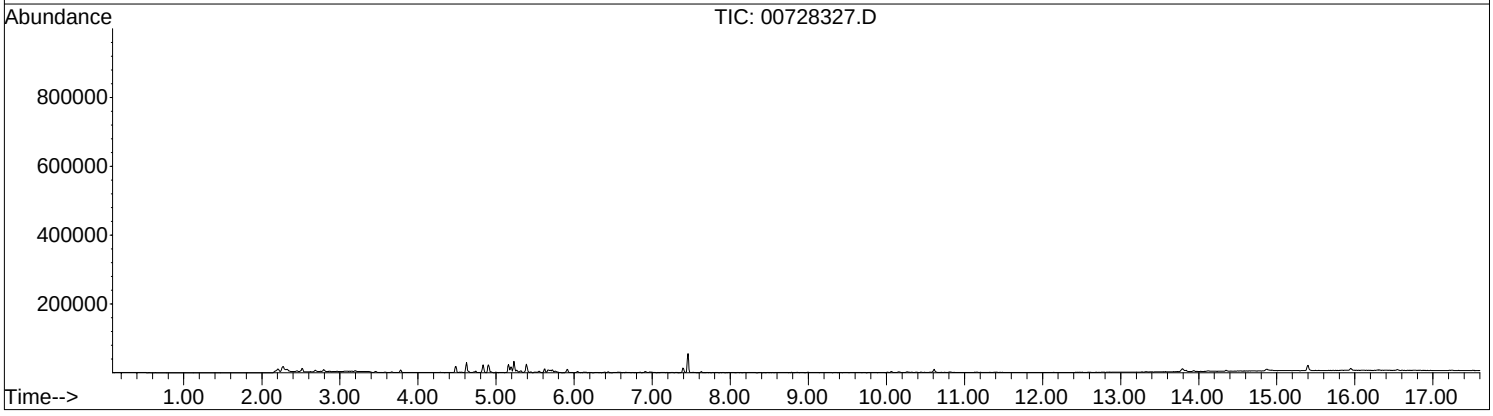
Abundance
TIC: 00728327.D
800000
600000
400000
200000
Time-->
1.00 2.00 3.00 4.00 5.00 6.00 7.00 8.00 9.00 10.00 11.00 12.00 13.00 14.00 15.00 16.00 17.00

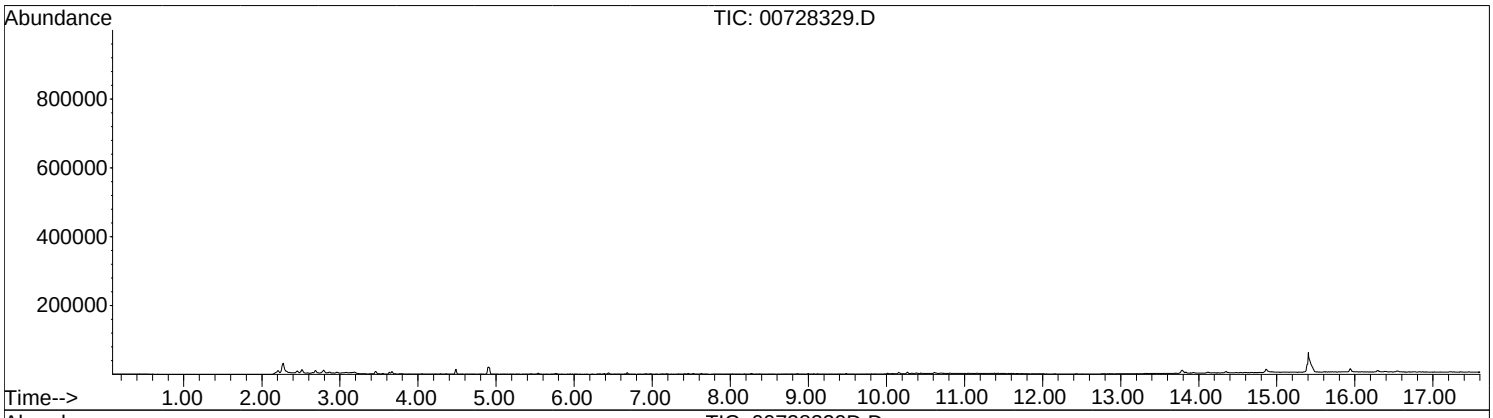
Abundance
TIC: 00728329.D
800000
600000
400000
200000
Time-->
1.00 2.00 3.00 4.00 5.00 6.00 7.00 8.00 9.00 10.00 11.00 12.00 13.00 14.00 15.00 16.00 17.00

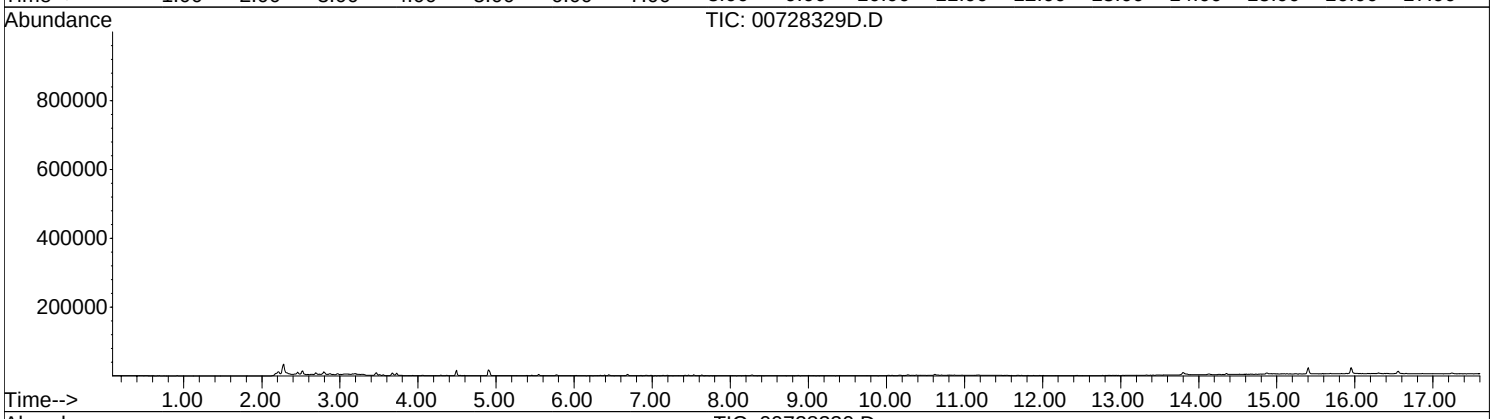
Abundance
TIC: 00728329D.D
800000
600000
400000
200000
Time-->
1.00 2.00 3.00 4.00 5.00 6.00 7.00 8.00 9.00 10.00 11.00 12.00 13.00 14.00 15.00 16.00 17.00

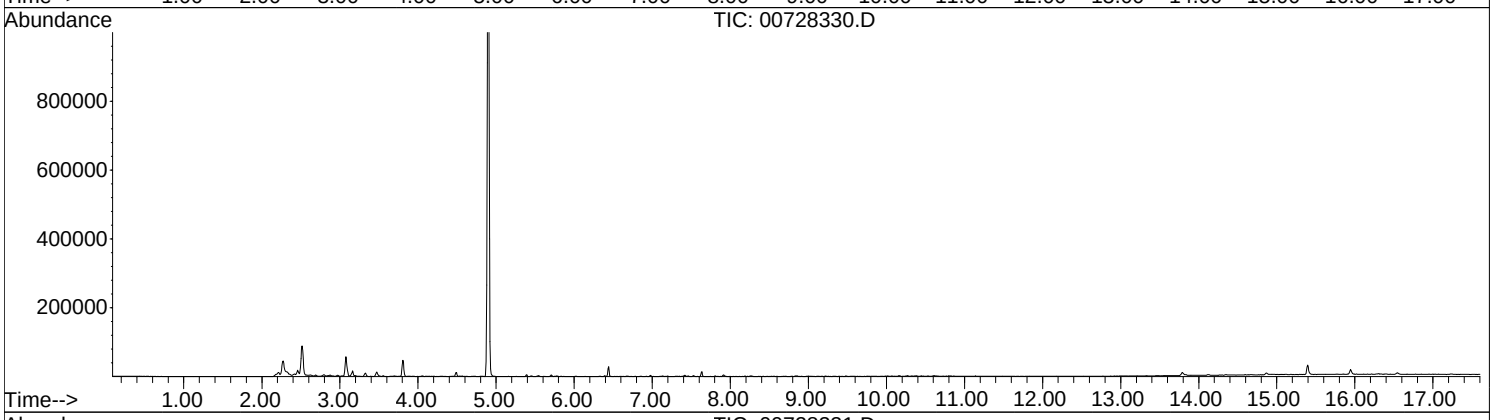
Abundance
TIC: 00728330.D
800000
600000
400000
200000
Time-->
1.00 2.00 3.00 4.00 5.00 6.00 7.00 8.00 9.00 10.00 11.00 12.00 13.00 14.00 15.00 16.00 17.00

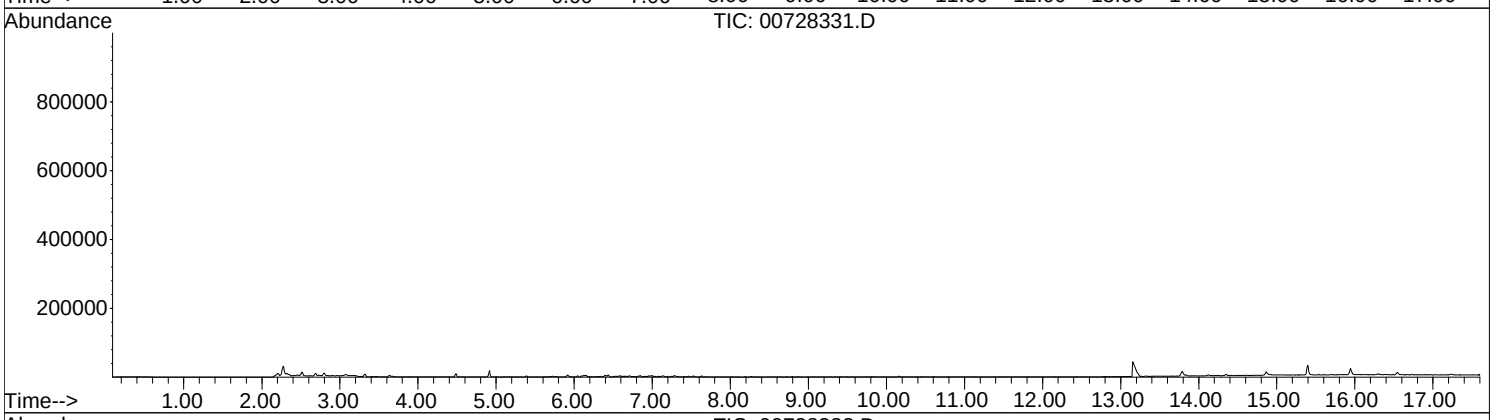
Abundance
TIC: 00728331.D
800000
600000
400000
200000
Time-->
1.00 2.00 3.00 4.00 5.00 6.00 7.00 8.00 9.00 10.00 11.00 12.00 13.00 14.00 15.00 16.00 17.00

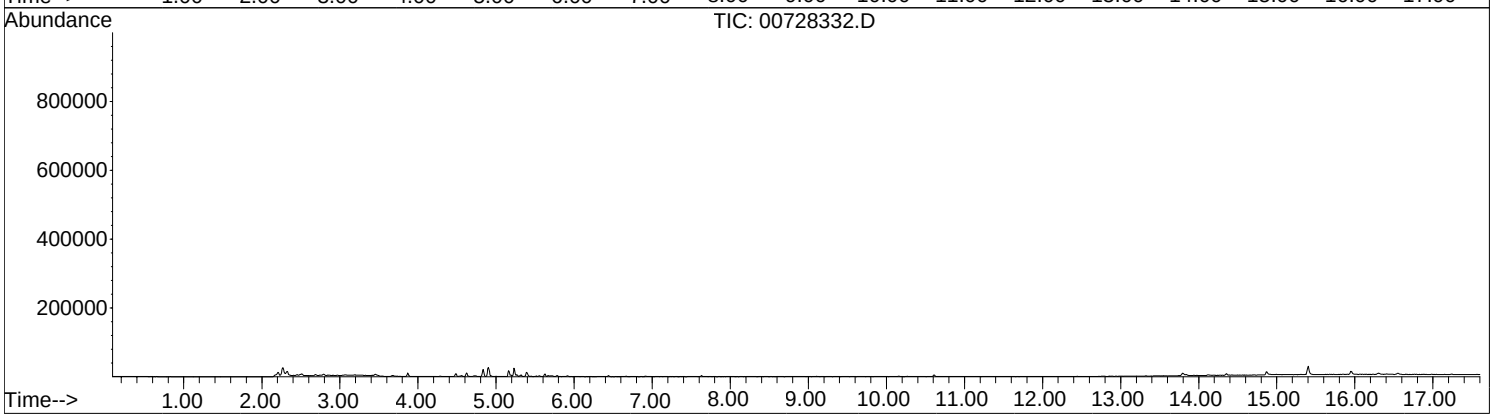
Abundance
TIC: 00728332.D
800000
600000
400000
200000
Time-->
1.00 2.00 3.00 4.00 5.00 6.00 7.00 8.00 9.00 10.00 11.00 12.00 13.00 14.00 15.00 16.00 17.00

Amplified Geochemical Imaging, LLC
210 Executive Drive, Suite 1
Newark, DE 19702-3335
Phone: 302.266.2428

AGIsurveys.net

European Sales Office:
+49.89.638.7927-12

©2013 Amplified Geochemical Imaging, LLC

Protecting, maintaining and improving the health of all Minnesotans

Report Date: 5/21/14
Client Name: PL - MPCA - Metro MERLA-SF
Project Code: PL
Project Name: Metro MERLA-SF

Work Order Number: 14D1723

Report To: PL - MPCA - Metro MERLA-SF
Bill Scruton
520 Lafayette Rd.
Saint Paul, MN 55155

The MDH Public Health Laboratory performs chemical, bacteriological and radiological analyses of environmental samples including water, waste water, sediment, air, soil and hazardous material. The laboratory provides testing services in accordance with standard operating procedures referencing approved methodology as defined in Standard Methods for the Examination of Water and Wastewater, Test Methods for Evaluating Solid Waste, Physical/Chemical Methods: EPA SW-846, and 40 Code of Federal Regulation (CFR) parts 136, 141, and 261. In cases where analytes of interest do not have corresponding EPA approved methodology, the MDH Public Health Laboratory uses in-house methods that have undergone rigorous validation and documentation.

The results within this report are in compliance with the terms and conditions stated in the standard operating procedures, reference methodologies, and quality assurance project plan; unless otherwise narrated in the attached report.

Release of the data contained in this report has been authorized by laboratory management and is verified with the following signature affirmation. Thank you for using the MDH Public Health Laboratory.

Sincerely,

Myra Kunas
Operations Unit Supervisor

Public Health Laboratory . Environmental Laboratory Section . 601 Robert St. N . PO Box 64899 . St Paul, MN 55164
(651) 201-5300
http://www.health.mn.us/divs/phl/environmental

Minnesota Department of Health
Public Health Laboratory
Environmental Laboratory Section
601 Robert St. N., P.O. Box 64899
St. Paul, MN 55164-0899
651-201-5300

Final Report
Summary of Samples Received

Program Code: PL	Project ID: St. Louis Park Solvent Plume
Program Name: Metro MERLA-SF	Facility Name: None
Collected By: Ben Klaus	City: None
Collector ID: None	Generated: 05/21/14 15:37

Work Order Comment: SP for SP -15 is Waste-W & SP -16 was collected at 0800 per B. Klaus. Non-MDH containers recd for all SPs & recd at temp > 6 deg C (7.1 deg C), run w/ data qualified per N. Fellows. Project is St. Louis Park Solvent Plume per N. Fellows. CAH 04/28/14

Field ID	MDH Sample Number	Matrix	Date & Time Collected	Date & Time Received	Receipt °C
None	14D1723-01	Non-potable Water	04/16/14 11:15	04/25/14 12:21	7.1
None	14D1723-02	Non-potable Water	04/16/14 13:40	04/25/14 12:21	7.1
None	14D1723-03	Non-potable Water	04/16/14 13:50	04/25/14 12:21	7.1
None	14D1723-04	Non-potable Water	04/18/14 11:30	04/25/14 12:21	7.1
None	14D1723-05	Non-potable Water	04/18/14 9:45	04/25/14 12:21	7.1
None	14D1723-06	Non-potable Water	04/18/14 9:00	04/25/14 12:21	7.1
None	14D1723-07	Non-potable Water	04/21/14 10:30	04/25/14 12:21	7.1
None	14D1723-08	Non-potable Water	04/21/14 13:45	04/25/14 12:21	7.1
None	14D1723-09	Non-potable Water	04/23/14 8:30	04/25/14 12:21	7.1
None	14D1723-10	Non-potable Water	04/23/14 11:00	04/25/14 12:21	7.1
None	14D1723-11	Non-potable Water	04/23/14 11:05	04/25/14 12:21	7.1
None	14D1723-12	Non-potable Water	04/23/14 12:00	04/25/14 12:21	7.1
None	14D1723-13	Non-potable Water	04/24/14 13:45	04/25/14 12:21	7.1
None	14D1723-14	Non-potable Water	04/24/14 15:15	04/25/14 12:21	7.1
None	14D1723-15	Non-potable Water	04/25/14 8:45	04/25/14 12:21	7.1
None	14D1723-16	Non-potable Water	04/16/14 8:00	04/25/14 12:21	7.1

Field ID	MDH Sample Number	Receiving Comments
None	14D1723-01	Non-MDH containers received/Temp > 6 C. CAH
None	14D1723-02	Non-MDH containers received/Temp > 6 C. CAH
None	14D1723-03	Non-MDH containers received/Temp > 6 C. CAH
None	14D1723-04	Non-MDH containers received/Temp > 6 C. CAH
None	14D1723-05	Non-MDH containers received/Temp > 6 C. CAH
None	14D1723-06	Non-MDH containers received/Temp > 6 C. CAH
None	14D1723-07	Non-MDH containers received/Temp > 6 C. CAH

FINAL REPORT

Report ID: 05212014153800

Authorized by:

The results in this report apply only to the samples analyzed.
This report must not be reproduced, except in full, without the written approval of the laboratory.

Paul Moyer, Environmental Laboratory Manager
Public Health Laboratory, Minnesota Department of Health

Field ID	MDH Sample Number	Receiving Comments
None	14D1723-08	Non-MDH containers received/Temp > 6 C. CAH
None	14D1723-09	Non-MDH containers received/Temp > 6 C. CAH
None	14D1723-10	Non-MDH containers received/Temp > 6 C. CAH
None	14D1723-11	Non-MDH containers received/Temp > 6 C. CAH
None	14D1723-12	Non-MDH containers received/Temp > 6 C. CAH
None	14D1723-13	Non-MDH containers received/Temp > 6 C. CAH
None	14D1723-14	Non-MDH containers received/Temp > 6 C. CAH
None	14D1723-15	Non-MDH containers received/Temp > 6 C/Incorrect Sample Point on lab form. CAH
None	14D1723-16	Non-MDH containers received/Temp > 6 C/Collection time on containers do not match lab form. CAH

Authorized by:

The results in this report apply only to the samples analyzed.
This report must not be reproduced, except in full, without the written approval of the laboratory.

Paul Moyer, Environmental Laboratory Manager
Public Health Laboratory, Minnesota Department of Health

14D1723

MINNESOTA MDH DEPARTMENT OF HEALTH — Chain-of-Custody Form

BSK 4-25-14

Minnesota Department of Health
Environmental Laboratory
601 Robert St. North
St. Paul, MN 55155-2531
651-201-5300
www.health.state.mn.us/divs/phl/environmental/index.html

Page 1 of 2

Program Code (2 Letters)	Project Name	Client / Agency
P C	St. Louis Park Inv.	MPCA
Site ID		Project Manager Name / Phone: Nile Fellows
Report to Name: Nile Fellows		Report to Email: Nile.fellows@state.mn.us

X Standard Chain of Custody

Potential Hazard: Yes / (No) / Unknown
If Yes please add information to Sampler Comments below

TAT: (Standard) / Priority / Emergency

Matrix Codes
DW = Drinking Water; NW = Non-potable Water; SD = Soil/Solid; WP = Wipe; AR = Air; BL = Biological Material; OT = Other; TS = Tissue

Sampled by (print): Ben Klaus — Affiliation: AECOM
Sampler Signature: BK — Phone: 563-608-4575

#	MDH # (Lab Use Only)	Location ID (Unique Identifier)	Sample Point	Collection Date	Collection Time (24 Hour)	Matrix Code	# of Containers / Preservatives: Unpreserved	Hydrochloric Acid	Sulfuric Acid	Nitric Acid	Sodium Hydroxide	Sodium Thiosulfate	Ascorbic Acid	Other	Total # Containers	Samples Field Filtered Y / N	↕ Analyses ↕: VOC 8260	Seal Intact Y / N / NA	Lab Temp (°C)
1	-01		B4-W-N(46-50)	4-16-14	1115	NW		3							3	N			
2	-02		B6-W-N(46-50)	"	1340	"		3							"	N			
3	-03		B6-W-Y(46-50)	"	1350	"									"	"			
4	-04		B5-W-N(76-80)	4-18-14	1130	"									"	"			
5	-05		B5-W-N(52-56)	"	0945	"									"	"			
6	-06		B5-W-N(46-50)	"	0900	"									"	"			
7	-07		B2-W-N(40-45)	4-21-14	1030	"									"	"			
8	-08		B3-W-N(40-45)	"	1345	"									"	"			
9	-09		B1-W-N(38-42)	4-23-14	0830	"									"	"			
10	-10		B1-W-N(52-56)	"	1100	"									"	"			

Sampler Comments

Receiving Comments

Relinquished By / Affiliation	Date	Time	Accepted By / Affiliation	Date	Time
(Sampler) Ben Klaus / AECOM	4-25-14	1220	JB / MDH	4/25/14	12:21

Revised 2/2012

14D1723

MINNESOTA DEPARTMENT OF HEALTH

Chain-of-Custody Form

Minnesota Department of Health
Environmental Laboratory
601 Robert St. North
St. Paul, MN 55155-2531
651-201-5300
www.health.state.mn.us/divs/phl/environmental/index.html

Page 2 of 2

Program Code (2 Letters)	Project Name	Client / Agency
P L	St. Louis Park Inv.	MPCA

Site ID	Project Manager Name / Phone
	Nile Fellows

Report to Name	Report to Email
Nile Fellows	nile.fellows@state.mn.us

X Standard Chain of Custody

Potential Hazard: Yes / (No) / Unknown
If Yes please add information to Sampler Comments below

TAT: (Standard) Priority Emergency

Matrix Codes
DW = Drinking Water; WP = Wipe; OT = Other
NW = Non-potable Water; AR = Air; TS = Tissue
SD = Soil/Solid; BL = Biological Material

Sampled by (print)	Affiliation
Ben Klaus	AECOM

Sampler Signature	Phone
	563-608-4575

#	MDH # (Lab Use Only)	Location ID (Unique Identifier)	Sample Point	Collection Date	Collection Time (24 Hour)	Matrix Code	# of Containers / Preservatives: Unpreserved	Hydrochloric Acid	Sulfuric Acid	Nitric Acid	Sodium Hydroxide	Sodium Thiosulfate	Ascorbic Acid	Other	Total # Containers	Samples Field Filtered Y / N	↓ Analyses ↓	VOC 8260	Seal Intact Y / N / NA	Lab Temp (°C)
1	-11	B1-W-Y(52-56)		4-23-14	1105	NW		3							3			1		
2	-12		B1-W-N(72-76)	1	1200			3							3					
3	-13		B7-W-N(36-40)	4-24-14	1345			3							1					
4	-14		B7-W-N(71-75	4-24-14	1515			3							1					
5	-15		Waste-S	4-25-14	0845			3							3			1		
6	-16		Trip Blank	4-16-14	0800			2							2					
7																				
8																				
9																				
10																				

Sampler Comments

Receiving Comments

Relinquished By / Affiliation	Date	Time	Accepted By / Affiliation	Date	Time
(Sampler) Ben Klaus / AECOM	4-25-14	1220	JB/MDH	4/25/14	12:2

Revised 2/2012

Sample Condition Upon Receipt

Minnesota Department of Health Public Health Laboratory

14D1723

Parcel Information

Tracking # _____ **Date & Time of Receipt:** APR 25'14 12:21

Courier: ☐Fed Ex ☐UPS ☐Spee-Dee ☐USPS ☐Other _____ ☒Walk-in/Drop-off

Parcel: ☒Plastic Cooler ☐Styrofoam Cooler ☐Single Mailer ☐Box ☐None ☐Other _____

Custody Seals on Cooler or Box Present: ☐Yes ☒No **Custody Seals are Intact:** ☐Yes ☐No ☒N/A

Custody Number on Seals: _____

Packaging Information

Packing Material Present: ☐Bubble Wrap ☐Paper ☐Peanuts ☐Styrofoam ☒None ☐Other _____

Type of Cooling Material: ☒Wet Ice ☐Ice Pack ☐Other: _____ ☐None ☐After Hours Refrigerator

Condition of Cooling Material: ☐Solid ☒Partial Frozen ☐Liquid Temp: _____ °C ☐N/A

Representative Sample Temperature: 7.1 °C **IR Thermometer Instrument used:** B3

Chain of Custody Information

Chain of Custody Type: ☒Standard ☐Civil ☐Criminal **Chain of Custody Number:** _____

TAT (Turn Around Time): ☒Standard ☐Priority ☐Emergency

Chain of Custody Signed and Dated by the Client: ☒Yes ☐No ☐N/A

Initials of Person Receiving Parcel: JB

Sample Information

Containers were Received Intact: ☒Yes ☐No; Discrepancy _____

Radiochemistry Request Received & Sample Surveyed: ☐ < .5 mrem/hr ☐ ≥ .5 mrem/hr ☒N/A

Remaining Analysis Hold Time ≤ 96 Hours: ☒No ☐Yes; Analysis: _____

Sample Submission Meets the Conditions of the MDH Environmental Laboratory Sample Acceptance Policy (ops 010): ☒Yes ☐No

☐**No Discrepancies Found during Sample Entry** ☒**Discrepancies Found during Sample Entry**

Comments:

SP-15 A-C read 'Waste-W', not 'Waste-S'.
SP-16 A+B read '10:23', not '8:00'.
All non-MDH containers.
Edited incorrectly: CoC; SP-01 B+C, -02 A+B, -04 B, -05 A, -12 ~~A+B~~ A-C, -13 A, and -15 A
JH 04/25/14
Project not in Element.

Initials of Person Logging in the Work Order Request: JH

Minnesota Department of Health
Public Health Laboratory
Environmental Laboratory Section
601 Robert St. N., P.O. Box 64899
St. Paul, MN 55164-0899
651-201-5300

Final Report
Case Narrative

Program Code: PL	Project ID: St. Louis Park Solvent Plume
Program Name: Metro MERLA-SF	Facility Name: None
Collected by: Ben Klaus	City: None
Collector ID: None	Generated: 05/21/2014 15:37

Except where noted in this report, no additional comments are needed for this Work Order.

Authorized by:

The results in this report apply only to the samples analyzed.
This report must not be reproduced, except in full, without the written approval of the laboratory.

Paul Moyer, Environmental Laboratory Manager
Public Health Laboratory, Minnesota Department of Health

Minnesota Department of Health
Public Health Laboratory
Environmental Laboratory Section
601 Robert St. N., P.O. Box 64899
St. Paul, MN 55164-0899
651-201-5300

Final Report
Analytical Results

Program Code: PL
Program Name: Metro MERLA-SF
Collected By: Ben Klaus
Collector ID: None

Project ID: St. Louis Park Solvent Plume
Facility Name/ID: None
City: None
Generated: 05/21/14 15:37

MDH Sample Number: 14D1723-01

Location ID: None
Field Name: None
Sampling Point: B4-W-N(46-50)
QA Type: None

Collect Date: 04/16/14
Collect Time: 11:15
Matrix: Non-potable Water

Field Residual Chlorine Result: None
Field Fluoride Result: None
Field pH Result: None
Field PO_4 Result: None

Receiving Comments: Non-MDH containers received/Temp > 6 C. CAH

Results were produced by the Minnesota Department of Health, except where noted.

VOCs by GCMS

Analyte	Analyte Qualifier(s)	Result	Reporting Limit	Units	Dilution	Batch	Prepared	Analyzed	Method
Surrogate: 1,2-Dichlorobenzene-d4		*101*	*70-130*	%	*1*	*B4D0607*	*04/29/14 19:20*	*04/29/14 19:20*	*EPA 8260B*
Surrogate: 1,2-Dichloroethane-d4		*103*	*70-130*	%	*1*	*B4D0607*	*04/29/14 19:20*	*04/29/14 19:20*	*EPA 8260B*
Surrogate: 4-Bromofluorobenzene		*100*	*70-130*	%	*1*	*B4D0607*	*04/29/14 19:20*	*04/29/14 19:20*	*EPA 8260B*
Surrogate: Dibromofluoromethane		*101*	*70-130*	%	*1*	*B4D0607*	*04/29/14 19:20*	*04/29/14 19:20*	*EPA 8260B*
Surrogate: Toluene-d8		*100*	*70-130*	%	*1*	*B4D0607*	*04/29/14 19:20*	*04/29/14 19:20*	*EPA 8260B*
1,1,1,2-Tetrachloroethane	D2	<	5.0	ug/L	1	B4D0607	04/29/14 19:20	04/29/14 19:20	EPA 8260B
1,1,1-Trichloroethane	D2	<	5.0	ug/L	1	B4D0607	04/29/14 19:20	04/29/14 19:20	EPA 8260B
1,1,2,2-Tetrachloroethane	D2	<	5.0	ug/L	1	B4D0607	04/29/14 19:20	04/29/14 19:20	EPA 8260B
1,1,2-Trichloroethane	D2	<	5.0	ug/L	1	B4D0607	04/29/14 19:20	04/29/14 19:20	EPA 8260B
1,1,2-Trichlorotrifluoroethane	D2	<	5.0	ug/L	1	B4D0607	04/29/14 19:20	04/29/14 19:20	EPA 8260B
1,1-Dichloroethane	D2	<	5.0	ug/L	1	B4D0607	04/29/14 19:20	04/29/14 19:20	EPA 8260B
1,1-Dichloroethene	D2	<	5.0	ug/L	1	B4D0607	04/29/14 19:20	04/29/14 19:20	EPA 8260B
1,1-Dichloropropene	D2	<	5.0	ug/L	1	B4D0607	04/29/14 19:20	04/29/14 19:20	EPA 8260B
1,2,3-Trichlorobenzene	D2	<	5.0	ug/L	1	B4D0607	04/29/14 19:20	04/29/14 19:20	EPA 8260B
1,2,3-Trichloropropane	D2	<	5.0	ug/L	1	B4D0607	04/29/14 19:20	04/29/14 19:20	EPA 8260B
1,2,4-Trichlorobenzene	D2	<	5.0	ug/L	1	B4D0607	04/29/14 19:20	04/29/14 19:20	EPA 8260B
1,2,4-Trimethylbenzene	D2	<	5.0	ug/L	1	B4D0607	04/29/14 19:20	04/29/14 19:20	EPA 8260B
1,2-Dibromo-3-chloropropane (DBCP)	D2	<	25	ug/L	1	B4D0607	04/29/14 19:20	04/29/14 19:20	EPA 8260B
1,2-Dibromoethane (EDB)	D2	<	5.0	ug/L	1	B4D0607	04/29/14 19:20	04/29/14 19:20	EPA 8260B
1,2-Dichlorobenzene	D2	<	5.0	ug/L	1	B4D0607	04/29/14 19:20	04/29/14 19:20	EPA 8260B
1,2-Dichloroethane	D2	<	5.0	ug/L	1	B4D0607	04/29/14 19:20	04/29/14 19:20	EPA 8260B
1,2-Dichloropropane	D2	<	5.0	ug/L	1	B4D0607	04/29/14 19:20	04/29/14 19:20	EPA 8260B
1,3,5-Trimethylbenzene	D2	<	5.0	ug/L	1	B4D0607	04/29/14 19:20	04/29/14 19:20	EPA 8260B
1,3-Dichlorobenzene	D2	<	5.0	ug/L	1	B4D0607	04/29/14 19:20	04/29/14 19:20	EPA 8260B
1,3-Dichloropropane	D2	<	5.0	ug/L	1	B4D0607	04/29/14 19:20	04/29/14 19:20	EPA 8260B
1,4-Dichlorobenzene	D2	<	5.0	ug/L	1	B4D0607	04/29/14 19:20	04/29/14 19:20	EPA 8260B

FINAL REPORT

Report ID: 05212014153800

Authorized by:

Paul Moyer, Environmental Laboratory Manager
Public Health Laboratory, Minnesota Department of Health

The results in this report apply only to the samples analyzed.
This report must not be reproduced, except in full, without the written approval of the laboratory.

Minnesota Department of Health
Public Health Laboratory
Environmental Laboratory Section
601 Robert St. N., P.O. Box 64899
St. Paul, MN 55164-0899
651-201-5300

Final Report
Analytical Results

Program Code: PL
Program Name: Metro MERLA-SF
Collected By: Ben Klaus
Collector ID: None

Project ID: St. Louis Park Solvent Plume
Facility Name/ID: None
City: None
Generated: 05/21/14 15:37

MDH Sample Number: 14D1723-01

Location ID: None
Field Name: None
Sampling Point: B4-W-N(46-50)
QA Type: None

Collect Date: 04/16/14
Collect Time: 11:15
Matrix: Non-potable Water

Field Residual Chlorine Result: None
Field Fluoride Result: None
Field pH Result: None
Field PO_4 Result: None

Receiving Comments: Non-MDH containers received/Temp > 6 C. CAH

Results were produced by the Minnesota Department of Health, except where noted.

VOCs by GCMS - Continued

Analyte	Analyte Qualifier(s)	Result	Reporting Limit	Units	Dilution	Batch	Prepared	Analyzed	Method
2,2-Dichloropropane	D2, QV	<	5.0	ug/L	1	B4D0607	04/29/14 19:20	04/29/14 19:20	EPA 8260B
2-Chlorotoluene	D2	<	5.0	ug/L	1	B4D0607	04/29/14 19:20	04/29/14 19:20	EPA 8260B
4-Chlorotoluene	D2	<	5.0	ug/L	1	B4D0607	04/29/14 19:20	04/29/14 19:20	EPA 8260B
Acetone	D2	<	100	ug/L	1	B4D0607	04/29/14 19:20	04/29/14 19:20	EPA 8260B
Allyl chloride	D2	<	5.0	ug/L	1	B4D0607	04/29/14 19:20	04/29/14 19:20	EPA 8260B
Benzene	D2	<	5.0	ug/L	1	B4D0607	04/29/14 19:20	04/29/14 19:20	EPA 8260B
Bromobenzene	D2	<	5.0	ug/L	1	B4D0607	04/29/14 19:20	04/29/14 19:20	EPA 8260B
Bromochloromethane	D2	<	5.0	ug/L	1	B4D0607	04/29/14 19:20	04/29/14 19:20	EPA 8260B
Bromodichloromethane	D2	<	5.0	ug/L	1	B4D0607	04/29/14 19:20	04/29/14 19:20	EPA 8260B
Bromoform	D2	<	5.0	ug/L	1	B4D0607	04/29/14 19:20	04/29/14 19:20	EPA 8260B
Bromomethane	D2	<	10	ug/L	1	B4D0607	04/29/14 19:20	04/29/14 19:20	EPA 8260B
Carbon tetrachloride	D2	<	5.0	ug/L	1	B4D0607	04/29/14 19:20	04/29/14 19:20	EPA 8260B
Chlorobenzene	D2	<	5.0	ug/L	1	B4D0607	04/29/14 19:20	04/29/14 19:20	EPA 8260B
Chlorodibromomethane	D2	<	5.0	ug/L	1	B4D0607	04/29/14 19:20	04/29/14 19:20	EPA 8260B
Chloroethane	D2	<	5.0	ug/L	1	B4D0607	04/29/14 19:20	04/29/14 19:20	EPA 8260B
Chloroform	D2	<	5.0	ug/L	1	B4D0607	04/29/14 19:20	04/29/14 19:20	EPA 8260B
Chloromethane	D2	<	5.0	ug/L	1	B4D0607	04/29/14 19:20	04/29/14 19:20	EPA 8260B
cis-1,2-Dichloroethene	D2	<	5.0	ug/L	1	B4D0607	04/29/14 19:20	04/29/14 19:20	EPA 8260B
cis-1,3-Dichloropropene	D2	<	5.0	ug/L	1	B4D0607	04/29/14 19:20	04/29/14 19:20	EPA 8260B
Dibromomethane	D2	<	5.0	ug/L	1	B4D0607	04/29/14 19:20	04/29/14 19:20	EPA 8260B
Dichlorodifluoromethane	D2, QV	<	5.0	ug/L	1	B4D0607	04/29/14 19:20	04/29/14 19:20	EPA 8260B
Dichlorofluoromethane	D2	<	5.0	ug/L	1	B4D0607	04/29/14 19:20	04/29/14 19:20	EPA 8260B
Ethyl ether	D2	<	5.0	ug/L	1	B4D0607	04/29/14 19:20	04/29/14 19:20	EPA 8260B
Ethylbenzene	D2	<	5.0	ug/L	1	B4D0607	04/29/14 19:20	04/29/14 19:20	EPA 8260B
Hexachlorobutadiene	D2	<	5.0	ug/L	1	B4D0607	04/29/14 19:20	04/29/14 19:20	EPA 8260B
Isopropylbenzene	D2	<	5.0	ug/L	1	B4D0607	04/29/14 19:20	04/29/14 19:20	EPA 8260B
Methyl ethyl ketone (MEK)	D2	<	50	ug/L	1	B4D0607	04/29/14 19:20	04/29/14 19:20	EPA 8260B

FINAL REPORT

Report ID: 05212014153800

Authorized by:

Paul Moyer, Environmental Laboratory Manager
Public Health Laboratory, Minnesota Department of Health

The results in this report apply only to the samples analyzed.
This report must not be reproduced, except in full, without the written approval of the laboratory.

Minnesota Department of Health
Public Health Laboratory
Environmental Laboratory Section
601 Robert St. N., P.O. Box 64899
St. Paul, MN 55164-0899
651-201-5300

Final Report
Analytical Results

Program Code: PL
Program Name: Metro MERLA-SF
Collected By: Ben Klaus
Collector ID: None

Project ID: St. Louis Park Solvent Plume
Facility Name/ID: None
City: None
Generated: 05/21/14 15:37

MDH Sample Number: 14D1723-01

Location ID: None
Field Name: None
Sampling Point: B4-W-N(46-50)
QA Type: None

Collect Date: 04/16/14
Collect Time: 11:15
Matrix: Non-potable Water

Field Residual Chlorine Result: None
Field Fluoride Result: None
Field pH Result: None
Field PO_4 Result: None

Receiving Comments: Non-MDH containers received/Temp > 6 C. CAH

Results were produced by the Minnesota Department of Health, except where noted.

VOCs by GCMS - Continued

Analyte	Analyte Qualifier(s)	Result	Reporting Limit	Units	Dilution	Batch	Prepared	Analyzed	Method
Methyl isobutyl ketone (MIBK)	D2	<	25	ug/L	1	B4D0607	04/29/14 19:20	04/29/14 19:20	EPA 8260B
Methyl tertiary butyl ether (MTBE)	D2	<	10	ug/L	1	B4D0607	04/29/14 19:20	04/29/14 19:20	EPA 8260B
Methylene chloride	D2	<	10	ug/L	1	B4D0607	04/29/14 19:20	04/29/14 19:20	EPA 8260B
Naphthalene	D2	<	5.0	ug/L	1	B4D0607	04/29/14 19:20	04/29/14 19:20	EPA 8260B
n-Butylbenzene	D2	<	5.0	ug/L	1	B4D0607	04/29/14 19:20	04/29/14 19:20	EPA 8260B
n-Propylbenzene	D2	<	5.0	ug/L	1	B4D0607	04/29/14 19:20	04/29/14 19:20	EPA 8260B
o-Xylene	D2	<	5.0	ug/L	1	B4D0607	04/29/14 19:20	04/29/14 19:20	EPA 8260B
p&m-Xylene	D2	<	5.0	ug/L	1	B4D0607	04/29/14 19:20	04/29/14 19:20	EPA 8260B
p-Isopropyltoluene	D2	<	5.0	ug/L	1	B4D0607	04/29/14 19:20	04/29/14 19:20	EPA 8260B
sec-Butylbenzene	D2	<	5.0	ug/L	1	B4D0607	04/29/14 19:20	04/29/14 19:20	EPA 8260B
Styrene	D2	<	5.0	ug/L	1	B4D0607	04/29/14 19:20	04/29/14 19:20	EPA 8260B
tert-Butylbenzene	D2	<	5.0	ug/L	1	B4D0607	04/29/14 19:20	04/29/14 19:20	EPA 8260B
Tetrachloroethene	D2	**110**	5.0	ug/L	1	B4D0607	04/29/14 19:20	04/29/14 19:20	EPA 8260B
Tetrahydrofuran (THF)	D2	<	50	ug/L	1	B4D0607	04/29/14 19:20	04/29/14 19:20	EPA 8260B
Toluene	D2	<	5.0	ug/L	1	B4D0607	04/29/14 19:20	04/29/14 19:20	EPA 8260B
trans-1,2-Dichloroethene	D2	<	5.0	ug/L	1	B4D0607	04/29/14 19:20	04/29/14 19:20	EPA 8260B
trans-1,3-Dichloropropene	D2	<	5.0	ug/L	1	B4D0607	04/29/14 19:20	04/29/14 19:20	EPA 8260B
Trichloroethene (TCE)	D2	<	5.0	ug/L	1	B4D0607	04/29/14 19:20	04/29/14 19:20	EPA 8260B
Trichlorofluoromethane	D2	<	5.0	ug/L	1	B4D0607	04/29/14 19:20	04/29/14 19:20	EPA 8260B
Vinyl chloride	D2	<	5.0	ug/L	1	B4D0607	04/29/14 19:20	04/29/14 19:20	EPA 8260B

Authorized by:

Paul Moyer, Environmental Laboratory Manager
Public Health Laboratory, Minnesota Department of Health

The results in this report apply only to the samples analyzed.
This report must not be reproduced, except in full, without the written approval of the laboratory.

Minnesota Department of Health
Public Health Laboratory
Environmental Laboratory Section
601 Robert St. N., P.O. Box 64899
St. Paul, MN 55164-0899
651-201-5300

Final Report
Analytical Results

Program Code: PL
Program Name: Metro MERLA-SF
Collected By: Ben Klaus
Collector ID: None

Project ID: St. Louis Park Solvent Plume
Facility Name/ID: None
City: None
Generated: 05/21/14 15:37

MDH Sample Number: 14D1723-02

Location ID: None
Field Name: None
Sampling Point: B6-W-N(46-50)
QA Type: None

Collect Date: 04/16/14
Collect Time: 13:40
Matrix: Non-potable Water

Field Residual Chlorine Result: None
Field Fluoride Result: None
Field pH Result: None
Field PO_4 Result: None

Receiving Comments: Non-MDH containers received/Temp > 6 C. CAH

Results were produced by the Minnesota Department of Health, except where noted.

VOCs by GCMS

Analyte	Analyte Qualifier(s)	Result	Reporting Limit	Units	Dilution	Batch	Prepared	Analyzed	Method
Surrogate: 1,2-Dichlorobenzene-d4		*102*	*70-130*	%	*1*	*B4D0608*	*04/29/14 23:17*	*04/29/14 23:17*	*EPA 8260B*
Surrogate: 1,2-Dichloroethane-d4		*102*	*70-130*	%	*1*	*B4D0608*	*04/29/14 23:17*	*04/29/14 23:17*	*EPA 8260B*
Surrogate: 4-Bromofluorobenzene		*100*	*70-130*	%	*1*	*B4D0608*	*04/29/14 23:17*	*04/29/14 23:17*	*EPA 8260B*
Surrogate: Dibromofluoromethane		*101*	*70-130*	%	*1*	*B4D0608*	*04/29/14 23:17*	*04/29/14 23:17*	*EPA 8260B*
Surrogate: Toluene-d8		*100*	*70-130*	%	*1*	*B4D0608*	*04/29/14 23:17*	*04/29/14 23:17*	*EPA 8260B*
1,1,1,2-Tetrachloroethane	D2	<	10	ug/L	1	B4D0608	04/29/14 23:17	04/29/14 23:17	EPA 8260B
1,1,1-Trichloroethane	D2	<	10	ug/L	1	B4D0608	04/29/14 23:17	04/29/14 23:17	EPA 8260B
1,1,2,2-Tetrachloroethane	D2	<	10	ug/L	1	B4D0608	04/29/14 23:17	04/29/14 23:17	EPA 8260B
1,1,2-Trichloroethane	D2	<	10	ug/L	1	B4D0608	04/29/14 23:17	04/29/14 23:17	EPA 8260B
1,1,2-Trichlorotrifluoroethane	D2	<	10	ug/L	1	B4D0608	04/29/14 23:17	04/29/14 23:17	EPA 8260B
1,1-Dichloroethane	D2	<	10	ug/L	1	B4D0608	04/29/14 23:17	04/29/14 23:17	EPA 8260B
1,1-Dichloroethene	D2	<	10	ug/L	1	B4D0608	04/29/14 23:17	04/29/14 23:17	EPA 8260B
1,1-Dichloropropene	D2	<	10	ug/L	1	B4D0608	04/29/14 23:17	04/29/14 23:17	EPA 8260B
1,2,3-Trichlorobenzene	D2	<	10	ug/L	1	B4D0608	04/29/14 23:17	04/29/14 23:17	EPA 8260B
1,2,3-Trichloropropane	D2	<	10	ug/L	1	B4D0608	04/29/14 23:17	04/29/14 23:17	EPA 8260B
1,2,4-Trichlorobenzene	D2	<	10	ug/L	1	B4D0608	04/29/14 23:17	04/29/14 23:17	EPA 8260B
1,2,4-Trimethylbenzene	D2	<	10	ug/L	1	B4D0608	04/29/14 23:17	04/29/14 23:17	EPA 8260B
1,2-Dibromo-3-chloropropane (DBCP)	D2	<	50	ug/L	1	B4D0608	04/29/14 23:17	04/29/14 23:17	EPA 8260B
1,2-Dibromoethane (EDB)	D2	<	10	ug/L	1	B4D0608	04/29/14 23:17	04/29/14 23:17	EPA 8260B
1,2-Dichlorobenzene	D2	<	10	ug/L	1	B4D0608	04/29/14 23:17	04/29/14 23:17	EPA 8260B
1,2-Dichloroethane	D2	<	10	ug/L	1	B4D0608	04/29/14 23:17	04/29/14 23:17	EPA 8260B
1,2-Dichloropropane	D2	<	10	ug/L	1	B4D0608	04/29/14 23:17	04/29/14 23:17	EPA 8260B
1,3,5-Trimethylbenzene	D2	<	10	ug/L	1	B4D0608	04/29/14 23:17	04/29/14 23:17	EPA 8260B
1,3-Dichlorobenzene	D2	<	10	ug/L	1	B4D0608	04/29/14 23:17	04/29/14 23:17	EPA 8260B
1,3-Dichloropropane	D2	<	10	ug/L	1	B4D0608	04/29/14 23:17	04/29/14 23:17	EPA 8260B
1,4-Dichlorobenzene	D2	<	10	ug/L	1	B4D0608	04/29/14 23:17	04/29/14 23:17	EPA 8260B

FINAL REPORT

Report ID: 05212014153800

Authorized by:

The results in this report apply only to the samples analyzed.
This report must not be reproduced, except in full, without the written approval of the laboratory.

Paul Moyer, Environmental Laboratory Manager
Public Health Laboratory, Minnesota Department of Health

Minnesota Department of Health
Public Health Laboratory
Environmental Laboratory Section
601 Robert St. N., P.O. Box 64899
St. Paul, MN 55164-0899
651-201-5300

Final Report
Analytical Results

Program Code: PL
Program Name: Metro MERLA-SF
Collected By: Ben Klaus
Collector ID: None

Project ID: St. Louis Park Solvent Plume
Facility Name/ID: None
City: None
Generated: 05/21/14 15:37

MDH Sample Number: 14D1723-02

Location ID: None
Field Name: None
Sampling Point: B6-W-N(46-50)
QA Type: None

Collect Date: 04/16/14
Collect Time: 13:40
Matrix: Non-potable Water

Field Residual Chlorine Result: None
Field Fluoride Result: None
Field pH Result: None
Field PO_4 Result: None

Receiving Comments: Non-MDH containers received/Temp > 6 C. CAH

Results were produced by the Minnesota Department of Health, except where noted.

VOCs by GCMS - Continued

Analyte	Analyte Qualifier(s)	Result	Reporting Limit	Units	Dilution	Batch	Prepared	Analyzed	Method
2,2-Dichloropropane	D2, QV	<	10	ug/L	1	B4D0608	04/29/14 23:17	04/29/14 23:17	EPA 8260B
2-Chlorotoluene	D2	<	10	ug/L	1	B4D0608	04/29/14 23:17	04/29/14 23:17	EPA 8260B
4-Chlorotoluene	D2	<	10	ug/L	1	B4D0608	04/29/14 23:17	04/29/14 23:17	EPA 8260B
Acetone	D2	<	200	ug/L	1	B4D0608	04/29/14 23:17	04/29/14 23:17	EPA 8260B
Allyl chloride	D2	<	10	ug/L	1	B4D0608	04/29/14 23:17	04/29/14 23:17	EPA 8260B
Benzene	D2	<	10	ug/L	1	B4D0608	04/29/14 23:17	04/29/14 23:17	EPA 8260B
Bromobenzene	D2	<	10	ug/L	1	B4D0608	04/29/14 23:17	04/29/14 23:17	EPA 8260B
Bromochloromethane	D2	<	10	ug/L	1	B4D0608	04/29/14 23:17	04/29/14 23:17	EPA 8260B
Bromodichloromethane	D2	<	10	ug/L	1	B4D0608	04/29/14 23:17	04/29/14 23:17	EPA 8260B
Bromoform	D2	<	10	ug/L	1	B4D0608	04/29/14 23:17	04/29/14 23:17	EPA 8260B
Bromomethane	D2	<	20	ug/L	1	B4D0608	04/29/14 23:17	04/29/14 23:17	EPA 8260B
Carbon tetrachloride	D2	<	10	ug/L	1	B4D0608	04/29/14 23:17	04/29/14 23:17	EPA 8260B
Chlorobenzene	D2	<	10	ug/L	1	B4D0608	04/29/14 23:17	04/29/14 23:17	EPA 8260B
Chlorodibromomethane	D2	<	10	ug/L	1	B4D0608	04/29/14 23:17	04/29/14 23:17	EPA 8260B
Chloroethane	D2	<	10	ug/L	1	B4D0608	04/29/14 23:17	04/29/14 23:17	EPA 8260B
Chloroform	D2	<	10	ug/L	1	B4D0608	04/29/14 23:17	04/29/14 23:17	EPA 8260B
Chloromethane	D2	<	10	ug/L	1	B4D0608	04/29/14 23:17	04/29/14 23:17	EPA 8260B
cis-1,2-Dichloroethene	D2	<	10	ug/L	1	B4D0608	04/29/14 23:17	04/29/14 23:17	EPA 8260B
cis-1,3-Dichloropropene	D2	<	10	ug/L	1	B4D0608	04/29/14 23:17	04/29/14 23:17	EPA 8260B
Dibromomethane	D2	<	10	ug/L	1	B4D0608	04/29/14 23:17	04/29/14 23:17	EPA 8260B
Dichlorodifluoromethane	D2, QV	<	10	ug/L	1	B4D0608	04/29/14 23:17	04/29/14 23:17	EPA 8260B
Dichlorofluoromethane	D2	<	10	ug/L	1	B4D0608	04/29/14 23:17	04/29/14 23:17	EPA 8260B
Ethyl ether	D2	<	10	ug/L	1	B4D0608	04/29/14 23:17	04/29/14 23:17	EPA 8260B
Ethylbenzene	D2	<	10	ug/L	1	B4D0608	04/29/14 23:17	04/29/14 23:17	EPA 8260B
Hexachlorobutadiene	D2	<	10	ug/L	1	B4D0608	04/29/14 23:17	04/29/14 23:17	EPA 8260B
Isopropylbenzene	D2	<	10	ug/L	1	B4D0608	04/29/14 23:17	04/29/14 23:17	EPA 8260B
Methyl ethyl ketone (MEK)	D2	<	100	ug/L	1	B4D0608	04/29/14 23:17	04/29/14 23:17	EPA 8260B

FINAL REPORT

Report ID: 05212014153800

Authorized by:

Paul Moyer, Environmental Laboratory Manager
Public Health Laboratory, Minnesota Department of Health

The results in this report apply only to the samples analyzed.
This report must not be reproduced, except in full, without the written approval of the laboratory.

Minnesota Department of Health
Public Health Laboratory
Environmental Laboratory Section
601 Robert St. N., P.O. Box 64899
St. Paul, MN 55164-0899
651-201-5300

Final Report
Analytical Results

Program Code: PL
Program Name: Metro MERLA-SF
Collected By: Ben Klaus
Collector ID: None

Project ID: St. Louis Park Solvent Plume
Facility Name/ID: None
City: None
Generated: 05/21/14 15:37

MDH Sample Number: 14D1723-02

Location ID: None
Field Name: None
Sampling Point: B6-W-N(46-50)
QA Type: None

Collect Date: 04/16/14
Collect Time: 13:40
Matrix: Non-potable Water

Field Residual Chlorine Result: None
Field Fluoride Result: None
Field pH Result: None
Field PO_4 Result: None

Receiving Comments: Non-MDH containers received/Temp > 6 C. CAH

Results were produced by the Minnesota Department of Health, except where noted.

VOCs by GCMS - Continued

Analyte	Analyte Qualifier(s)	Result	Reporting Limit	Units	Dilution	Batch	Prepared	Analyzed	Method
Methyl isobutyl ketone (MIBK)	D2	<	50	ug/L	1	B4D0608	04/29/14 23:17	04/29/14 23:17	EPA 8260B
Methyl tertiary butyl ether (MTBE)	D2	<	20	ug/L	1	B4D0608	04/29/14 23:17	04/29/14 23:17	EPA 8260B
Methylene chloride	D2	<	20	ug/L	1	B4D0608	04/29/14 23:17	04/29/14 23:17	EPA 8260B
Naphthalene	D2	<	10	ug/L	1	B4D0608	04/29/14 23:17	04/29/14 23:17	EPA 8260B
n-Butylbenzene	D2	<	10	ug/L	1	B4D0608	04/29/14 23:17	04/29/14 23:17	EPA 8260B
n-Propylbenzene	D2	<	10	ug/L	1	B4D0608	04/29/14 23:17	04/29/14 23:17	EPA 8260B
o-Xylene	D2	<	10	ug/L	1	B4D0608	04/29/14 23:17	04/29/14 23:17	EPA 8260B
p&m-Xylene	D2	<	10	ug/L	1	B4D0608	04/29/14 23:17	04/29/14 23:17	EPA 8260B
p-Isopropyltoluene	D2	<	10	ug/L	1	B4D0608	04/29/14 23:17	04/29/14 23:17	EPA 8260B
sec-Butylbenzene	D2	<	10	ug/L	1	B4D0608	04/29/14 23:17	04/29/14 23:17	EPA 8260B
Styrene	D2	<	10	ug/L	1	B4D0608	04/29/14 23:17	04/29/14 23:17	EPA 8260B
tert-Butylbenzene	D2	<	10	ug/L	1	B4D0608	04/29/14 23:17	04/29/14 23:17	EPA 8260B
Tetrachloroethene	D2	**520**	10	ug/L	1	B4D0608	04/29/14 23:17	04/29/14 23:17	EPA 8260B
Tetrahydrofuran (THF)	D2	<	100	ug/L	1	B4D0608	04/29/14 23:17	04/29/14 23:17	EPA 8260B
Toluene	D2	<	10	ug/L	1	B4D0608	04/29/14 23:17	04/29/14 23:17	EPA 8260B
trans-1,2-Dichloroethene	D2	<	10	ug/L	1	B4D0608	04/29/14 23:17	04/29/14 23:17	EPA 8260B
trans-1,3-Dichloropropene	D2	<	10	ug/L	1	B4D0608	04/29/14 23:17	04/29/14 23:17	EPA 8260B
Trichloroethene (TCE)	D2	<	10	ug/L	1	B4D0608	04/29/14 23:17	04/29/14 23:17	EPA 8260B
Trichlorofluoromethane	D2	<	10	ug/L	1	B4D0608	04/29/14 23:17	04/29/14 23:17	EPA 8260B
Vinyl chloride	D2	<	10	ug/L	1	B4D0608	04/29/14 23:17	04/29/14 23:17	EPA 8260B

Authorized by:

Paul Moyer, Environmental Laboratory Manager
Public Health Laboratory, Minnesota Department of Health

The results in this report apply only to the samples analyzed.
This report must not be reproduced, except in full, without the written approval of the laboratory.

Minnesota Department of Health
Public Health Laboratory
Environmental Laboratory Section
601 Robert St. N., P.O. Box 64899
St. Paul, MN 55164-0899
651-201-5300

Final Report
Analytical Results

Program Code: PL
Program Name: Metro MERLA-SF
Collected By: Ben Klaus
Collector ID: None

Project ID: St. Louis Park Solvent Plume
Facility Name/ID: None
City: None
Generated: 05/21/14 15:37

MDH Sample Number: 14D1723-03

Location ID: None
Field Name: None
Sampling Point: B6-W-Y(46-50)
QA Type: None

Collect Date: 04/16/14
Collect Time: 13:50
Matrix: Non-potable Water

Field Residual Chlorine Result: None
Field Fluoride Result: None
Field pH Result: None
Field PO_4 Result: None

Receiving Comments: Non-MDH containers received/Temp > 6 C. CAH

Results were produced by the Minnesota Department of Health, except where noted.

VOCs by GCMS

Analyte	Analyte Qualifier(s)	Result	Reporting Limit	Units	Dilution	Batch	Prepared	Analyzed	Method
Surrogate: 1,2-Dichlorobenzene-d4		*101*	*70-130*	%	*1*	*B4D0608*	*04/29/14 23:43*	*04/29/14 23:43*	*EPA 8260B*
Surrogate: 1,2-Dichloroethane-d4		*103*	*70-130*	%	*1*	*B4D0608*	*04/29/14 23:43*	*04/29/14 23:43*	*EPA 8260B*
Surrogate: 4-Bromofluorobenzene		*102*	*70-130*	%	*1*	*B4D0608*	*04/29/14 23:43*	*04/29/14 23:43*	*EPA 8260B*
Surrogate: Dibromofluoromethane		*100*	*70-130*	%	*1*	*B4D0608*	*04/29/14 23:43*	*04/29/14 23:43*	*EPA 8260B*
Surrogate: Toluene-d8		*102*	*70-130*	%	*1*	*B4D0608*	*04/29/14 23:43*	*04/29/14 23:43*	*EPA 8260B*
1,1,1,2-Tetrachloroethane	D2	<	10	ug/L	1	B4D0608	04/29/14 23:43	04/29/14 23:43	EPA 8260B
1,1,1-Trichloroethane	D2	<	10	ug/L	1	B4D0608	04/29/14 23:43	04/29/14 23:43	EPA 8260B
1,1,2,2-Tetrachloroethane	D2	<	10	ug/L	1	B4D0608	04/29/14 23:43	04/29/14 23:43	EPA 8260B
1,1,2-Trichloroethane	D2	<	10	ug/L	1	B4D0608	04/29/14 23:43	04/29/14 23:43	EPA 8260B
1,1,2-Trichlorotrifluoroethane	D2	<	10	ug/L	1	B4D0608	04/29/14 23:43	04/29/14 23:43	EPA 8260B
1,1-Dichloroethane	D2	<	10	ug/L	1	B4D0608	04/29/14 23:43	04/29/14 23:43	EPA 8260B
1,1-Dichloroethene	D2	<	10	ug/L	1	B4D0608	04/29/14 23:43	04/29/14 23:43	EPA 8260B
1,1-Dichloropropene	D2	<	10	ug/L	1	B4D0608	04/29/14 23:43	04/29/14 23:43	EPA 8260B
1,2,3-Trichlorobenzene	D2	<	10	ug/L	1	B4D0608	04/29/14 23:43	04/29/14 23:43	EPA 8260B
1,2,3-Trichloropropane	D2	<	10	ug/L	1	B4D0608	04/29/14 23:43	04/29/14 23:43	EPA 8260B
1,2,4-Trichlorobenzene	D2	<	10	ug/L	1	B4D0608	04/29/14 23:43	04/29/14 23:43	EPA 8260B
1,2,4-Trimethylbenzene	D2	<	10	ug/L	1	B4D0608	04/29/14 23:43	04/29/14 23:43	EPA 8260B
1,2-Dibromo-3-chloropropane (DBCP)	D2	<	50	ug/L	1	B4D0608	04/29/14 23:43	04/29/14 23:43	EPA 8260B
1,2-Dibromoethane (EDB)	D2	<	10	ug/L	1	B4D0608	04/29/14 23:43	04/29/14 23:43	EPA 8260B
1,2-Dichlorobenzene	D2	<	10	ug/L	1	B4D0608	04/29/14 23:43	04/29/14 23:43	EPA 8260B
1,2-Dichloroethane	D2	<	10	ug/L	1	B4D0608	04/29/14 23:43	04/29/14 23:43	EPA 8260B
1,2-Dichloropropane	D2	<	10	ug/L	1	B4D0608	04/29/14 23:43	04/29/14 23:43	EPA 8260B
1,3,5-Trimethylbenzene	D2	<	10	ug/L	1	B4D0608	04/29/14 23:43	04/29/14 23:43	EPA 8260B
1,3-Dichlorobenzene	D2	<	10	ug/L	1	B4D0608	04/29/14 23:43	04/29/14 23:43	EPA 8260B
1,3-Dichloropropane	D2	<	10	ug/L	1	B4D0608	04/29/14 23:43	04/29/14 23:43	EPA 8260B
1,4-Dichlorobenzene	D2	<	10	ug/L	1	B4D0608	04/29/14 23:43	04/29/14 23:43	EPA 8260B

FINAL REPORT

Report ID: 05212014153800

Authorized by:

The results in this report apply only to the samples analyzed.
This report must not be reproduced, except in full, without the written approval of the laboratory.

Paul Moyer, Environmental Laboratory Manager
Public Health Laboratory, Minnesota Department of Health

Minnesota Department of Health
Public Health Laboratory
Environmental Laboratory Section
601 Robert St. N., P.O. Box 64899
St. Paul, MN 55164-0899
651-201-5300

Final Report
Analytical Results

Program Code: PL
Program Name: Metro MERLA-SF
Collected By: Ben Klaus
Collector ID: None

Project ID: St. Louis Park Solvent Plume
Facility Name/ID: None
City: None
Generated: 05/21/14 15:37

MDH Sample Number: 14D1723-03

Location ID: None
Field Name: None
Sampling Point: B6-W-Y(46-50)
QA Type: None

Collect Date: 04/16/14
Collect Time: 13:50
Matrix: Non-potable Water

Field Residual Chlorine Result: None
Field Fluoride Result: None
Field pH Result: None
Field PO_4 Result: None

Receiving Comments: Non-MDH containers received/Temp > 6 C. CAH

Results were produced by the Minnesota Department of Health, except where noted.

VOCs by GCMS - Continued

Analyte	Analyte Qualifier(s)	Result	Reporting Limit	Units	Dilution	Batch	Prepared	Analyzed	Method
2,2-Dichloropropane	D2, QV	<	10	ug/L	1	B4D0608	04/29/14 23:43	04/29/14 23:43	EPA 8260B
2-Chlorotoluene	D2	<	10	ug/L	1	B4D0608	04/29/14 23:43	04/29/14 23:43	EPA 8260B
4-Chlorotoluene	D2	<	10	ug/L	1	B4D0608	04/29/14 23:43	04/29/14 23:43	EPA 8260B
Acetone	D2	<	200	ug/L	1	B4D0608	04/29/14 23:43	04/29/14 23:43	EPA 8260B
Allyl chloride	D2	<	10	ug/L	1	B4D0608	04/29/14 23:43	04/29/14 23:43	EPA 8260B
Benzene	D2	<	10	ug/L	1	B4D0608	04/29/14 23:43	04/29/14 23:43	EPA 8260B
Bromobenzene	D2	<	10	ug/L	1	B4D0608	04/29/14 23:43	04/29/14 23:43	EPA 8260B
Bromochloromethane	D2	<	10	ug/L	1	B4D0608	04/29/14 23:43	04/29/14 23:43	EPA 8260B
Bromodichloromethane	D2	<	10	ug/L	1	B4D0608	04/29/14 23:43	04/29/14 23:43	EPA 8260B
Bromoform	D2	<	10	ug/L	1	B4D0608	04/29/14 23:43	04/29/14 23:43	EPA 8260B
Bromomethane	D2	<	20	ug/L	1	B4D0608	04/29/14 23:43	04/29/14 23:43	EPA 8260B
Carbon tetrachloride	D2	<	10	ug/L	1	B4D0608	04/29/14 23:43	04/29/14 23:43	EPA 8260B
Chlorobenzene	D2	<	10	ug/L	1	B4D0608	04/29/14 23:43	04/29/14 23:43	EPA 8260B
Chlorodibromomethane	D2	<	10	ug/L	1	B4D0608	04/29/14 23:43	04/29/14 23:43	EPA 8260B
Chloroethane	D2	<	10	ug/L	1	B4D0608	04/29/14 23:43	04/29/14 23:43	EPA 8260B
Chloroform	D2	<	10	ug/L	1	B4D0608	04/29/14 23:43	04/29/14 23:43	EPA 8260B
Chloromethane	D2	<	10	ug/L	1	B4D0608	04/29/14 23:43	04/29/14 23:43	EPA 8260B
cis-1,2-Dichloroethene	D2	<	10	ug/L	1	B4D0608	04/29/14 23:43	04/29/14 23:43	EPA 8260B
cis-1,3-Dichloropropene	D2	<	10	ug/L	1	B4D0608	04/29/14 23:43	04/29/14 23:43	EPA 8260B
Dibromomethane	D2	<	10	ug/L	1	B4D0608	04/29/14 23:43	04/29/14 23:43	EPA 8260B
Dichlorodifluoromethane	D2, QV	<	10	ug/L	1	B4D0608	04/29/14 23:43	04/29/14 23:43	EPA 8260B
Dichlorofluoromethane	D2	<	10	ug/L	1	B4D0608	04/29/14 23:43	04/29/14 23:43	EPA 8260B
Ethyl ether	D2	<	10	ug/L	1	B4D0608	04/29/14 23:43	04/29/14 23:43	EPA 8260B
Ethylbenzene	D2	<	10	ug/L	1	B4D0608	04/29/14 23:43	04/29/14 23:43	EPA 8260B
Hexachlorobutadiene	D2	<	10	ug/L	1	B4D0608	04/29/14 23:43	04/29/14 23:43	EPA 8260B
Isopropylbenzene	D2	<	10	ug/L	1	B4D0608	04/29/14 23:43	04/29/14 23:43	EPA 8260B
Methyl ethyl ketone (MEK)	D2	<	100	ug/L	1	B4D0608	04/29/14 23:43	04/29/14 23:43	EPA 8260B

FINAL REPORT

Report ID: 05212014153800

Authorized by:

Paul Moyer, Environmental Laboratory Manager
Public Health Laboratory, Minnesota Department of Health

The results in this report apply only to the samples analyzed.
This report must not be reproduced, except in full, without the written approval of the laboratory.

Minnesota Department of Health
Public Health Laboratory
Environmental Laboratory Section
601 Robert St. N., P.O. Box 64899
St. Paul, MN 55164-0899
651-201-5300

Final Report
Analytical Results

Program Code: PL
Program Name: Metro MERLA-SF
Collected By: Ben Klaus
Collector ID: None

Project ID: St. Louis Park Solvent Plume
Facility Name/ID: None
City: None
Generated: 05/21/14 15:37

MDH Sample Number: 14D1723-03

Location ID: None
Field Name: None
Sampling Point: B6-W-Y(46-50)
QA Type: None

Collect Date: 04/16/14
Collect Time: 13:50
Matrix: Non-potable Water

Field Residual Chlorine Result: None
Field Fluoride Result: None
Field pH Result: None
Field PO_4 Result: None

Receiving Comments: Non-MDH containers received/Temp > 6 C. CAH

Results were produced by the Minnesota Department of Health, except where noted.

VOCs by GCMS - Continued

Analyte	Analyte Qualifier(s)	Result	Reporting Limit	Units	Dilution	Batch	Prepared	Analyzed	Method
Methyl isobutyl ketone (MIBK)	D2	<	50	ug/L	1	B4D0608	04/29/14 23:43	04/29/14 23:43	EPA 8260B
Methyl tertiary butyl ether (MTBE)	D2	<	20	ug/L	1	B4D0608	04/29/14 23:43	04/29/14 23:43	EPA 8260B
Methylene chloride	D2	<	20	ug/L	1	B4D0608	04/29/14 23:43	04/29/14 23:43	EPA 8260B
Naphthalene	D2	<	10	ug/L	1	B4D0608	04/29/14 23:43	04/29/14 23:43	EPA 8260B
n-Butylbenzene	D2	<	10	ug/L	1	B4D0608	04/29/14 23:43	04/29/14 23:43	EPA 8260B
n-Propylbenzene	D2	<	10	ug/L	1	B4D0608	04/29/14 23:43	04/29/14 23:43	EPA 8260B
o-Xylene	D2	<	10	ug/L	1	B4D0608	04/29/14 23:43	04/29/14 23:43	EPA 8260B
p&m-Xylene	D2	<	10	ug/L	1	B4D0608	04/29/14 23:43	04/29/14 23:43	EPA 8260B
p-Isopropyltoluene	D2	<	10	ug/L	1	B4D0608	04/29/14 23:43	04/29/14 23:43	EPA 8260B
sec-Butylbenzene	D2	<	10	ug/L	1	B4D0608	04/29/14 23:43	04/29/14 23:43	EPA 8260B
Styrene	D2	<	10	ug/L	1	B4D0608	04/29/14 23:43	04/29/14 23:43	EPA 8260B
tert-Butylbenzene	D2	<	10	ug/L	1	B4D0608	04/29/14 23:43	04/29/14 23:43	EPA 8260B
Tetrachloroethene	D2	**390**	10	ug/L	1	B4D0608	04/29/14 23:43	04/29/14 23:43	EPA 8260B
Tetrahydrofuran (THF)	D2	<	100	ug/L	1	B4D0608	04/29/14 23:43	04/29/14 23:43	EPA 8260B
Toluene	D2	<	10	ug/L	1	B4D0608	04/29/14 23:43	04/29/14 23:43	EPA 8260B
trans-1,2-Dichloroethene	D2	<	10	ug/L	1	B4D0608	04/29/14 23:43	04/29/14 23:43	EPA 8260B
trans-1,3-Dichloropropene	D2	<	10	ug/L	1	B4D0608	04/29/14 23:43	04/29/14 23:43	EPA 8260B
Trichloroethene (TCE)	D2	<	10	ug/L	1	B4D0608	04/29/14 23:43	04/29/14 23:43	EPA 8260B
Trichlorofluoromethane	D2	<	10	ug/L	1	B4D0608	04/29/14 23:43	04/29/14 23:43	EPA 8260B
Vinyl chloride	D2	<	10	ug/L	1	B4D0608	04/29/14 23:43	04/29/14 23:43	EPA 8260B

Authorized by:

Paul Moyer, Environmental Laboratory Manager
Public Health Laboratory, Minnesota Department of Health

The results in this report apply only to the samples analyzed.
This report must not be reproduced, except in full, without the written approval of the laboratory.

Minnesota Department of Health
Public Health Laboratory
Environmental Laboratory Section
601 Robert St. N., P.O. Box 64899
St. Paul, MN 55164-0899
651-201-5300

Final Report
Analytical Results

Program Code: PL
Program Name: Metro MERLA-SF
Collected By: Ben Klaus
Collector ID: None

Project ID: St. Louis Park Solvent Plume
Facility Name/ID: None
City: None
Generated: 05/21/14 15:37

MDH Sample Number: 14D1723-04

Location ID: None
Field Name: None
Sampling Point: B5-W-N(76-80)
QA Type: None

Collect Date: 04/18/14
Collect Time: 11:30
Matrix: Non-potable Water

Field Residual Chlorine Result: None
Field Fluoride Result: None
Field pH Result: None
Field PO_4 Result: None

Receiving Comments: Non-MDH containers received/Temp > 6 C. CAH

Results were produced by the Minnesota Department of Health, except where noted.

VOCs by GCMS

Analyte	Analyte Qualifier(s)	Result	Reporting Limit	Units	Dilution	Batch	Prepared	Analyzed	Method
Surrogate: 1,2-Dichlorobenzene-d4		*102*	*70-130*	%	*1*	*B4D0608*	*04/30/14 00:09*	*04/30/14 00:09*	*EPA 8260B*
Surrogate: 1,2-Dichloroethane-d4		*103*	*70-130*	%	*1*	*B4D0608*	*04/30/14 00:09*	*04/30/14 00:09*	*EPA 8260B*
Surrogate: 4-Bromofluorobenzene		*102*	*70-130*	%	*1*	*B4D0608*	*04/30/14 00:09*	*04/30/14 00:09*	*EPA 8260B*
Surrogate: Dibromofluoromethane		*103*	*70-130*	%	*1*	*B4D0608*	*04/30/14 00:09*	*04/30/14 00:09*	*EPA 8260B*
Surrogate: Toluene-d8		*100*	*70-130*	%	*1*	*B4D0608*	*04/30/14 00:09*	*04/30/14 00:09*	*EPA 8260B*
1,1,1,2-Tetrachloroethane	D2	<	10	ug/L	1	B4D0608	04/30/14 00:09	04/30/14 00:09	EPA 8260B
1,1,1-Trichloroethane	D2	<	10	ug/L	1	B4D0608	04/30/14 00:09	04/30/14 00:09	EPA 8260B
1,1,2,2-Tetrachloroethane	D2	<	10	ug/L	1	B4D0608	04/30/14 00:09	04/30/14 00:09	EPA 8260B
1,1,2-Trichloroethane	D2	<	10	ug/L	1	B4D0608	04/30/14 00:09	04/30/14 00:09	EPA 8260B
1,1,2-Trichlorotrifluoroethane	D2	<	10	ug/L	1	B4D0608	04/30/14 00:09	04/30/14 00:09	EPA 8260B
1,1-Dichloroethane	D2	<	10	ug/L	1	B4D0608	04/30/14 00:09	04/30/14 00:09	EPA 8260B
1,1-Dichloroethene	D2	<	10	ug/L	1	B4D0608	04/30/14 00:09	04/30/14 00:09	EPA 8260B
1,1-Dichloropropene	D2	<	10	ug/L	1	B4D0608	04/30/14 00:09	04/30/14 00:09	EPA 8260B
1,2,3-Trichlorobenzene	D2	<	10	ug/L	1	B4D0608	04/30/14 00:09	04/30/14 00:09	EPA 8260B
1,2,3-Trichloropropane	D2	<	10	ug/L	1	B4D0608	04/30/14 00:09	04/30/14 00:09	EPA 8260B
1,2,4-Trichlorobenzene	D2	<	10	ug/L	1	B4D0608	04/30/14 00:09	04/30/14 00:09	EPA 8260B
1,2,4-Trimethylbenzene	D2	<	10	ug/L	1	B4D0608	04/30/14 00:09	04/30/14 00:09	EPA 8260B
1,2-Dibromo-3-chloropropane (DBCP)	D2	<	50	ug/L	1	B4D0608	04/30/14 00:09	04/30/14 00:09	EPA 8260B
1,2-Dibromoethane (EDB)	D2	<	10	ug/L	1	B4D0608	04/30/14 00:09	04/30/14 00:09	EPA 8260B
1,2-Dichlorobenzene	D2	<	10	ug/L	1	B4D0608	04/30/14 00:09	04/30/14 00:09	EPA 8260B
1,2-Dichloroethane	D2	<	10	ug/L	1	B4D0608	04/30/14 00:09	04/30/14 00:09	EPA 8260B
1,2-Dichloropropane	D2	<	10	ug/L	1	B4D0608	04/30/14 00:09	04/30/14 00:09	EPA 8260B
1,3,5-Trimethylbenzene	D2	<	10	ug/L	1	B4D0608	04/30/14 00:09	04/30/14 00:09	EPA 8260B
1,3-Dichlorobenzene	D2	<	10	ug/L	1	B4D0608	04/30/14 00:09	04/30/14 00:09	EPA 8260B
1,3-Dichloropropane	D2	<	10	ug/L	1	B4D0608	04/30/14 00:09	04/30/14 00:09	EPA 8260B
1,4-Dichlorobenzene	D2	<	10	ug/L	1	B4D0608	04/30/14 00:09	04/30/14 00:09	EPA 8260B

FINAL REPORT

Report ID: 05212014153800

Authorized by:

The results in this report apply only to the samples analyzed.
This report must not be reproduced, except in full, without the written approval of the laboratory.

Paul Moyer, Environmental Laboratory Manager
Public Health Laboratory, Minnesota Department of Health

Minnesota Department of Health
Public Health Laboratory
Environmental Laboratory Section
601 Robert St. N., P.O. Box 64899
St. Paul, MN 55164-0899
651-201-5300

Final Report
Analytical Results

Program Code: PL
Program Name: Metro MERLA-SF
Collected By: Ben Klaus
Collector ID: None

Project ID: St. Louis Park Solvent Plume
Facility Name/ID: None
City: None
Generated: 05/21/14 15:37

MDH Sample Number: 14D1723-04

Location ID: None
Field Name: None
Sampling Point: B5-W-N(76-80)
QA Type: None

Collect Date: 04/18/14
Collect Time: 11:30
Matrix: Non-potable Water

Field Residual Chlorine Result: None
Field Fluoride Result: None
Field pH Result: None
Field PO_4 Result: None

Receiving Comments: Non-MDH containers received/Temp > 6 C. CAH

Results were produced by the Minnesota Department of Health, except where noted.

VOCs by GCMS - Continued

Analyte	Analyte Qualifier(s)	Result	Reporting Limit	Units	Dilution	Batch	Prepared	Analyzed	Method
2,2-Dichloropropane	QV, D2	<	10	ug/L	1	B4D0608	04/30/14 00:09	04/30/14 00:09	EPA 8260B
2-Chlorotoluene	D2	<	10	ug/L	1	B4D0608	04/30/14 00:09	04/30/14 00:09	EPA 8260B
4-Chlorotoluene	D2	<	10	ug/L	1	B4D0608	04/30/14 00:09	04/30/14 00:09	EPA 8260B
Acetone	D2	<	200	ug/L	1	B4D0608	04/30/14 00:09	04/30/14 00:09	EPA 8260B
Allyl chloride	D2	<	10	ug/L	1	B4D0608	04/30/14 00:09	04/30/14 00:09	EPA 8260B
Benzene	D2	**29**	10	ug/L	1	B4D0608	04/30/14 00:09	04/30/14 00:09	EPA 8260B
Bromobenzene	D2	<	10	ug/L	1	B4D0608	04/30/14 00:09	04/30/14 00:09	EPA 8260B
Bromochloromethane	D2	<	10	ug/L	1	B4D0608	04/30/14 00:09	04/30/14 00:09	EPA 8260B
Bromodichloromethane	D2	<	10	ug/L	1	B4D0608	04/30/14 00:09	04/30/14 00:09	EPA 8260B
Bromoform	D2	<	10	ug/L	1	B4D0608	04/30/14 00:09	04/30/14 00:09	EPA 8260B
Bromomethane	D2	<	20	ug/L	1	B4D0608	04/30/14 00:09	04/30/14 00:09	EPA 8260B
Carbon tetrachloride	D2	<	10	ug/L	1	B4D0608	04/30/14 00:09	04/30/14 00:09	EPA 8260B
Chlorobenzene	D2	<	10	ug/L	1	B4D0608	04/30/14 00:09	04/30/14 00:09	EPA 8260B
Chlorodibromomethane	D2	<	10	ug/L	1	B4D0608	04/30/14 00:09	04/30/14 00:09	EPA 8260B
Chloroethane	D2	<	10	ug/L	1	B4D0608	04/30/14 00:09	04/30/14 00:09	EPA 8260B
Chloroform	D2	<	10	ug/L	1	B4D0608	04/30/14 00:09	04/30/14 00:09	EPA 8260B
Chloromethane	D2	<	10	ug/L	1	B4D0608	04/30/14 00:09	04/30/14 00:09	EPA 8260B
cis-1,2-Dichloroethene	D2	**1400**	10	ug/L	1	B4D0608	04/30/14 00:09	04/30/14 00:09	EPA 8260B
cis-1,3-Dichloropropene	D2	<	10	ug/L	1	B4D0608	04/30/14 00:09	04/30/14 00:09	EPA 8260B
Dibromomethane	D2	<	10	ug/L	1	B4D0608	04/30/14 00:09	04/30/14 00:09	EPA 8260B
Dichlorodifluoromethane	D2, QV	<	10	ug/L	1	B4D0608	04/30/14 00:09	04/30/14 00:09	EPA 8260B
Dichlorofluoromethane	D2	<	10	ug/L	1	B4D0608	04/30/14 00:09	04/30/14 00:09	EPA 8260B
Ethyl ether	D2	<	10	ug/L	1	B4D0608	04/30/14 00:09	04/30/14 00:09	EPA 8260B
Ethylbenzene	D2	<	10	ug/L	1	B4D0608	04/30/14 00:09	04/30/14 00:09	EPA 8260B
Hexachlorobutadiene	D2	<	10	ug/L	1	B4D0608	04/30/14 00:09	04/30/14 00:09	EPA 8260B
Isopropylbenzene	D2	<	10	ug/L	1	B4D0608	04/30/14 00:09	04/30/14 00:09	EPA 8260B
Methyl ethyl ketone (MEK)	D2	<	100	ug/L	1	B4D0608	04/30/14 00:09	04/30/14 00:09	EPA 8260B

FINAL REPORT

Report ID: 05212014153800

Authorized by:

Paul Moyer, Environmental Laboratory Manager
Public Health Laboratory, Minnesota Department of Health

The results in this report apply only to the samples analyzed.
This report must not be reproduced, except in full, without the written approval of the laboratory.

Minnesota Department of Health
Public Health Laboratory
Environmental Laboratory Section
601 Robert St. N., P.O. Box 64899
St. Paul, MN 55164-0899
651-201-5300

Final Report
Analytical Results

Program Code: PL
Program Name: Metro MERLA-SF
Collected By: Ben Klaus
Collector ID: None

Project ID: St. Louis Park Solvent Plume
Facility Name/ID: None
City: None
Generated: 05/21/14 15:37

MDH Sample Number: 14D1723-04

Location ID: None
Field Name: None
Sampling Point: B5-W-N(76-80)
QA Type: None

Collect Date: 04/18/14
Collect Time: 11:30
Matrix: Non-potable Water

Field Residual Chlorine Result: None
Field Fluoride Result: None
Field pH Result: None
Field PO_4 Result: None

Receiving Comments: Non-MDH containers received/Temp > 6 C. CAH

Results were produced by the Minnesota Department of Health, except where noted.

VOCs by GCMS - Continued

Analyte	Analyte Qualifier(s)	Result	Reporting Limit	Units	Dilution	Batch	Prepared	Analyzed	Method
Methyl isobutyl ketone (MIBK)	D2	<	50	ug/L	1	B4D0608	04/30/14 00:09	04/30/14 00:09	EPA 8260B
Methyl tertiary butyl ether (MTBE)	D2	<	20	ug/L	1	B4D0608	04/30/14 00:09	04/30/14 00:09	EPA 8260B
Methylene chloride	D2	<	20	ug/L	1	B4D0608	04/30/14 00:09	04/30/14 00:09	EPA 8260B
Naphthalene	D2	<	10	ug/L	1	B4D0608	04/30/14 00:09	04/30/14 00:09	EPA 8260B
n-Butylbenzene	D2	<	10	ug/L	1	B4D0608	04/30/14 00:09	04/30/14 00:09	EPA 8260B
n-Propylbenzene	D2	<	10	ug/L	1	B4D0608	04/30/14 00:09	04/30/14 00:09	EPA 8260B
o-Xylene	D2	<	10	ug/L	1	B4D0608	04/30/14 00:09	04/30/14 00:09	EPA 8260B
p&m-Xylene	D2	<	10	ug/L	1	B4D0608	04/30/14 00:09	04/30/14 00:09	EPA 8260B
p-Isopropyltoluene	D2	<	10	ug/L	1	B4D0608	04/30/14 00:09	04/30/14 00:09	EPA 8260B
sec-Butylbenzene	D2	<	10	ug/L	1	B4D0608	04/30/14 00:09	04/30/14 00:09	EPA 8260B
Styrene	D2	<	10	ug/L	1	B4D0608	04/30/14 00:09	04/30/14 00:09	EPA 8260B
tert-Butylbenzene	D2	<	10	ug/L	1	B4D0608	04/30/14 00:09	04/30/14 00:09	EPA 8260B
Tetrachloroethene	D2	**380**	10	ug/L	1	B4D0608	04/30/14 00:09	04/30/14 00:09	EPA 8260B
Tetrahydrofuran (THF)	D2	<	100	ug/L	1	B4D0608	04/30/14 00:09	04/30/14 00:09	EPA 8260B
Toluene	D2	<	10	ug/L	1	B4D0608	04/30/14 00:09	04/30/14 00:09	EPA 8260B
trans-1,2-Dichloroethene	D2	**60**	10	ug/L	1	B4D0608	04/30/14 00:09	04/30/14 00:09	EPA 8260B
trans-1,3-Dichloropropene	D2	<	10	ug/L	1	B4D0608	04/30/14 00:09	04/30/14 00:09	EPA 8260B
Trichloroethene (TCE)	D2	<	10	ug/L	1	B4D0608	04/30/14 00:09	04/30/14 00:09	EPA 8260B
Trichlorofluoromethane	D2	<	10	ug/L	1	B4D0608	04/30/14 00:09	04/30/14 00:09	EPA 8260B
Vinyl chloride	D2	**240**	10	ug/L	1	B4D0608	04/30/14 00:09	04/30/14 00:09	EPA 8260B

Authorized by:

Paul Moyer, Environmental Laboratory Manager
Public Health Laboratory, Minnesota Department of Health

The results in this report apply only to the samples analyzed.
This report must not be reproduced, except in full, without the written approval of the laboratory.

Minnesota Department of Health
Public Health Laboratory
Environmental Laboratory Section
601 Robert St. N., P.O. Box 64899
St. Paul, MN 55164-0899
651-201-5300

Final Report
Analytical Results

Program Code: PL
Program Name: Metro MERLA-SF
Collected By: Ben Klaus
Collector ID: None

Project ID: St. Louis Park Solvent Plume
Facility Name/ID: None
City: None
Generated: 05/21/14 15:37

MDH Sample Number: 14D1723-05

Location ID: None
Field Name: None
Sampling Point: B5-W-N(52-56)
QA Type: None

Collect Date: 04/18/14
Collect Time: 9:45
Matrix: Non-potable Water

Field Residual Chlorine Result: None
Field Fluoride Result: None
Field pH Result: None
Field PO_4 Result: None

Receiving Comments: Non-MDH containers received/Temp > 6 C. CAH

Results were produced by the Minnesota Department of Health, except where noted.

VOCs by GCMS

Analyte	Analyte Qualifier(s)	Result	Reporting Limit	Units	Dilution	Batch	Prepared	Analyzed	Method
Surrogate: 1,2-Dichlorobenzene-d4		*100*	*70-130*	%	*1*	*B4D0696*	*04/30/14 18:32*	*04/30/14 18:32*	*EPA 8260B*
Surrogate: 1,2-Dichloroethane-d4		*103*	*70-130*	%	*1*	*B4D0696*	*04/30/14 18:32*	*04/30/14 18:32*	*EPA 8260B*
Surrogate: 4-Bromofluorobenzene		*103*	*70-130*	%	*1*	*B4D0696*	*04/30/14 18:32*	*04/30/14 18:32*	*EPA 8260B*
Surrogate: Dibromofluoromethane		*102*	*70-130*	%	*1*	*B4D0696*	*04/30/14 18:32*	*04/30/14 18:32*	*EPA 8260B*
Surrogate: Toluene-d8		*95*	*70-130*	%	*1*	*B4D0696*	*04/30/14 18:32*	*04/30/14 18:32*	*EPA 8260B*
1,1,1,2-Tetrachloroethane	D2	<	10	ug/L	1	B4D0696	04/30/14 18:32	04/30/14 18:32	EPA 8260B
1,1,1-Trichloroethane	D2	<	10	ug/L	1	B4D0696	04/30/14 18:32	04/30/14 18:32	EPA 8260B
1,1,2,2-Tetrachloroethane	D2	<	10	ug/L	1	B4D0696	04/30/14 18:32	04/30/14 18:32	EPA 8260B
1,1,2-Trichloroethane	D2	<	10	ug/L	1	B4D0696	04/30/14 18:32	04/30/14 18:32	EPA 8260B
1,1,2-Trichlorotrifluoroethane	D2	<	10	ug/L	1	B4D0696	04/30/14 18:32	04/30/14 18:32	EPA 8260B
1,1-Dichloroethane	D2	<	10	ug/L	1	B4D0696	04/30/14 18:32	04/30/14 18:32	EPA 8260B
1,1-Dichloroethene	D2	<	10	ug/L	1	B4D0696	04/30/14 18:32	04/30/14 18:32	EPA 8260B
1,1-Dichloropropene	D2	<	10	ug/L	1	B4D0696	04/30/14 18:32	04/30/14 18:32	EPA 8260B
1,2,3-Trichlorobenzene	D2	<	10	ug/L	1	B4D0696	04/30/14 18:32	04/30/14 18:32	EPA 8260B
1,2,3-Trichloropropane	D2	<	10	ug/L	1	B4D0696	04/30/14 18:32	04/30/14 18:32	EPA 8260B
1,2,4-Trichlorobenzene	D2	<	10	ug/L	1	B4D0696	04/30/14 18:32	04/30/14 18:32	EPA 8260B
1,2,4-Trimethylbenzene	D2	<	10	ug/L	1	B4D0696	04/30/14 18:32	04/30/14 18:32	EPA 8260B
1,2-Dibromo-3-chloropropane (DBCP)	D2	<	50	ug/L	1	B4D0696	04/30/14 18:32	04/30/14 18:32	EPA 8260B
1,2-Dibromoethane (EDB)	D2	<	10	ug/L	1	B4D0696	04/30/14 18:32	04/30/14 18:32	EPA 8260B
1,2-Dichlorobenzene	D2	<	10	ug/L	1	B4D0696	04/30/14 18:32	04/30/14 18:32	EPA 8260B
1,2-Dichloroethane	D2	<	10	ug/L	1	B4D0696	04/30/14 18:32	04/30/14 18:32	EPA 8260B
1,2-Dichloropropane	D2	<	10	ug/L	1	B4D0696	04/30/14 18:32	04/30/14 18:32	EPA 8260B
1,3,5-Trimethylbenzene	D2	<	10	ug/L	1	B4D0696	04/30/14 18:32	04/30/14 18:32	EPA 8260B
1,3-Dichlorobenzene	D2	<	10	ug/L	1	B4D0696	04/30/14 18:32	04/30/14 18:32	EPA 8260B
1,3-Dichloropropane	D2	<	10	ug/L	1	B4D0696	04/30/14 18:32	04/30/14 18:32	EPA 8260B
1,4-Dichlorobenzene	D2	<	10	ug/L	1	B4D0696	04/30/14 18:32	04/30/14 18:32	EPA 8260B

FINAL REPORT

Report ID: 05212014153800

Authorized by:

The results in this report apply only to the samples analyzed.
This report must not be reproduced, except in full, without the written approval of the laboratory.

Paul Moyer, Environmental Laboratory Manager
Public Health Laboratory, Minnesota Department of Health

Minnesota Department of Health
Public Health Laboratory
Environmental Laboratory Section
601 Robert St. N., P.O. Box 64899
St. Paul, MN 55164-0899
651-201-5300

Final Report
Analytical Results

Program Code: PL
Program Name: Metro MERLA-SF
Collected By: Ben Klaus
Collector ID: None

Project ID: St. Louis Park Solvent Plume
Facility Name/ID: None
City: None
Generated: 05/21/14 15:37

MDH Sample Number: 14D1723-05

Location ID: None
Field Name: None
Sampling Point: B5-W-N(52-56)
QA Type: None

Collect Date: 04/18/14
Collect Time: 9:45
Matrix: Non-potable Water

Field Residual Chlorine Result: None
Field Fluoride Result: None
Field pH Result: None
Field PO_4 Result: None

Receiving Comments: Non-MDH containers received/Temp > 6 C. CAH

Results were produced by the Minnesota Department of Health, except where noted.

VOCs by GCMS - Continued

Analyte	Analyte Qualifier(s)	Result	Reporting Limit	Units	Dilution	Batch	Prepared	Analyzed	Method
2,2-Dichloropropane	D2	<	10	ug/L	1	B4D0696	04/30/14 18:32	04/30/14 18:32	EPA 8260B
2-Chlorotoluene	D2	<	10	ug/L	1	B4D0696	04/30/14 18:32	04/30/14 18:32	EPA 8260B
4-Chlorotoluene	D2	<	10	ug/L	1	B4D0696	04/30/14 18:32	04/30/14 18:32	EPA 8260B
Acetone	D2	<	200	ug/L	1	B4D0696	04/30/14 18:32	04/30/14 18:32	EPA 8260B
Allyl chloride	D2	<	10	ug/L	1	B4D0696	04/30/14 18:32	04/30/14 18:32	EPA 8260B
Benzene	D2	<	10	ug/L	1	B4D0696	04/30/14 18:32	04/30/14 18:32	EPA 8260B
Bromobenzene	D2	<	10	ug/L	1	B4D0696	04/30/14 18:32	04/30/14 18:32	EPA 8260B
Bromochloromethane	D2	<	10	ug/L	1	B4D0696	04/30/14 18:32	04/30/14 18:32	EPA 8260B
Bromodichloromethane	D2	<	10	ug/L	1	B4D0696	04/30/14 18:32	04/30/14 18:32	EPA 8260B
Bromoform	D2	<	10	ug/L	1	B4D0696	04/30/14 18:32	04/30/14 18:32	EPA 8260B
Bromomethane	D2	<	20	ug/L	1	B4D0696	04/30/14 18:32	04/30/14 18:32	EPA 8260B
Carbon tetrachloride	D2	<	10	ug/L	1	B4D0696	04/30/14 18:32	04/30/14 18:32	EPA 8260B
Chlorobenzene	D2	<	10	ug/L	1	B4D0696	04/30/14 18:32	04/30/14 18:32	EPA 8260B
Chlorodibromomethane	D2	<	10	ug/L	1	B4D0696	04/30/14 18:32	04/30/14 18:32	EPA 8260B
Chloroethane	D2	<	10	ug/L	1	B4D0696	04/30/14 18:32	04/30/14 18:32	EPA 8260B
Chloroform	D2	<	10	ug/L	1	B4D0696	04/30/14 18:32	04/30/14 18:32	EPA 8260B
Chloromethane	D2	<	10	ug/L	1	B4D0696	04/30/14 18:32	04/30/14 18:32	EPA 8260B
cis-1,2-Dichloroethene	D2	**69**	10	ug/L	1	B4D0696	04/30/14 18:32	04/30/14 18:32	EPA 8260B
cis-1,3-Dichloropropene	D2	<	10	ug/L	1	B4D0696	04/30/14 18:32	04/30/14 18:32	EPA 8260B
Dibromomethane	D2	<	10	ug/L	1	B4D0696	04/30/14 18:32	04/30/14 18:32	EPA 8260B
Dichlorodifluoromethane	D2	<	10	ug/L	1	B4D0696	04/30/14 18:32	04/30/14 18:32	EPA 8260B
Dichlorofluoromethane	D2	<	10	ug/L	1	B4D0696	04/30/14 18:32	04/30/14 18:32	EPA 8260B
Ethyl ether	D2	<	10	ug/L	1	B4D0696	04/30/14 18:32	04/30/14 18:32	EPA 8260B
Ethylbenzene	D2	<	10	ug/L	1	B4D0696	04/30/14 18:32	04/30/14 18:32	EPA 8260B
Hexachlorobutadiene	D2	<	10	ug/L	1	B4D0696	04/30/14 18:32	04/30/14 18:32	EPA 8260B
Isopropylbenzene	D2	<	10	ug/L	1	B4D0696	04/30/14 18:32	04/30/14 18:32	EPA 8260B
Methyl ethyl ketone (MEK)	D2	<	100	ug/L	1	B4D0696	04/30/14 18:32	04/30/14 18:32	EPA 8260B

FINAL REPORT

Report ID: 05212014153800

Authorized by:

Paul Moyer, Environmental Laboratory Manager
Public Health Laboratory, Minnesota Department of Health

The results in this report apply only to the samples analyzed.
This report must not be reproduced, except in full, without the written approval of the laboratory.

Minnesota Department of Health
Public Health Laboratory
Environmental Laboratory Section
601 Robert St. N., P.O. Box 64899
St. Paul, MN 55164-0899
651-201-5300

Final Report
Analytical Results

Program Code: PL
Program Name: Metro MERLA-SF
Collected By: Ben Klaus
Collector ID: None

Project ID: St. Louis Park Solvent Plume
Facility Name/ID: None
City: None
Generated: 05/21/14 15:37

MDH Sample Number: 14D1723-05

Location ID: None
Field Name: None
Sampling Point: B5-W-N(52-56)
QA Type: None

Collect Date: 04/18/14
Collect Time: 9:45
Matrix: Non-potable Water

Field Residual Chlorine Result: None
Field Fluoride Result: None
Field pH Result: None
Field PO_4 Result: None

Receiving Comments: Non-MDH containers received/Temp > 6 C. CAH

Results were produced by the Minnesota Department of Health, except where noted.

VOCs by GCMS - Continued

Analyte	Analyte Qualifier(s)	Result	Reporting Limit	Units	Dilution	Batch	Prepared	Analyzed	Method
Methyl isobutyl ketone (MIBK)	D2	<	50	ug/L	1	B4D0696	04/30/14 18:32	04/30/14 18:32	EPA 8260B
Methyl tertiary butyl ether (MTBE)	D2	<	20	ug/L	1	B4D0696	04/30/14 18:32	04/30/14 18:32	EPA 8260B
Methylene chloride	D2	<	20	ug/L	1	B4D0696	04/30/14 18:32	04/30/14 18:32	EPA 8260B
Naphthalene	D2	<	10	ug/L	1	B4D0696	04/30/14 18:32	04/30/14 18:32	EPA 8260B
n-Butylbenzene	D2	<	10	ug/L	1	B4D0696	04/30/14 18:32	04/30/14 18:32	EPA 8260B
n-Propylbenzene	D2	<	10	ug/L	1	B4D0696	04/30/14 18:32	04/30/14 18:32	EPA 8260B
o-Xylene	D2	<	10	ug/L	1	B4D0696	04/30/14 18:32	04/30/14 18:32	EPA 8260B
p&m-Xylene	D2	<	10	ug/L	1	B4D0696	04/30/14 18:32	04/30/14 18:32	EPA 8260B
p-Isopropyltoluene	D2	<	10	ug/L	1	B4D0696	04/30/14 18:32	04/30/14 18:32	EPA 8260B
sec-Butylbenzene	D2	<	10	ug/L	1	B4D0696	04/30/14 18:32	04/30/14 18:32	EPA 8260B
Styrene	D2	<	10	ug/L	1	B4D0696	04/30/14 18:32	04/30/14 18:32	EPA 8260B
tert-Butylbenzene	D2	<	10	ug/L	1	B4D0696	04/30/14 18:32	04/30/14 18:32	EPA 8260B
Tetrahydrofuran (THF)	D2	<	100	ug/L	1	B4D0696	04/30/14 18:32	04/30/14 18:32	EPA 8260B
Toluene	D2	<	10	ug/L	1	B4D0696	04/30/14 18:32	04/30/14 18:32	EPA 8260B
trans-1,2-Dichloroethene	D2	<	10	ug/L	1	B4D0696	04/30/14 18:32	04/30/14 18:32	EPA 8260B
trans-1,3-Dichloropropene	D2	<	10	ug/L	1	B4D0696	04/30/14 18:32	04/30/14 18:32	EPA 8260B
Trichloroethene (TCE)	D2	**150**	10	ug/L	1	B4D0696	04/30/14 18:32	04/30/14 18:32	EPA 8260B
Trichlorofluoromethane	D2	<	10	ug/L	1	B4D0696	04/30/14 18:32	04/30/14 18:32	EPA 8260B
Vinyl chloride	D2	<	10	ug/L	1	B4D0696	04/30/14 18:32	04/30/14 18:32	EPA 8260B

Authorized by:

Paul Moyer, Environmental Laboratory Manager
Public Health Laboratory, Minnesota Department of Health

The results in this report apply only to the samples analyzed.
This report must not be reproduced, except in full, without the written approval of the laboratory.

Minnesota Department of Health
Public Health Laboratory
Environmental Laboratory Section
601 Robert St. N., P.O. Box 64899
St. Paul, MN 55164-0899
651-201-5300

Final Report
Analytical Results

Program Code: PL
Program Name: Metro MERLA-SF
Collected By: Ben Klaus
Collector ID: None

Project ID: St. Louis Park Solvent Plume
Facility Name/ID: None
City: None
Generated: 05/21/14 15:37

MDH Sample Number: 14D1723-05RE1

Location ID: None
Field Name: None
Sampling Point: B5-W-N(52-56)
QA Type: None

Collect Date: 04/18/14
Collect Time: 9:45
Matrix: Non-potable Water

Field Residual Chlorine Result: None
Field Fluoride Result: None
Field pH Result: None
Field PO_4 Result: None

Receiving Comments: Non-MDH containers received/Temp > 6 C. CAH

Results were produced by the Minnesota Department of Health, except where noted.

VOCs by GCMS

Analyte	Analyte Qualifier(s)	Result	Reporting Limit	Units	Dilution	Batch	Prepared	Analyzed	Method
Surrogate: 1,2-Dichlorobenzene-d4		*101*	*70-130*	%	*1*	*B4D0696*	*04/30/14 17:21*	*04/30/14 17:21*	*EPA 8260B*
Surrogate: 1,2-Dichloroethane-d4		*102*	*70-130*	%	*1*	*B4D0696*	*04/30/14 17:21*	*04/30/14 17:21*	*EPA 8260B*
Surrogate: 4-Bromofluorobenzene		*102*	*70-130*	%	*1*	*B4D0696*	*04/30/14 17:21*	*04/30/14 17:21*	*EPA 8260B*
Surrogate: Dibromofluoromethane		*101*	*70-130*	%	*1*	*B4D0696*	*04/30/14 17:21*	*04/30/14 17:21*	*EPA 8260B*
Surrogate: Toluene-d8		*100*	*70-130*	%	*1*	*B4D0696*	*04/30/14 17:21*	*04/30/14 17:21*	*EPA 8260B*
Tetrachloroethene	D2	**21000**	200	ug/L	1	B4D0696	04/30/14 17:21	04/30/14 17:21	EPA 8260B

FINAL REPORT

Report ID: 05212014153800

Authorized by:

The results in this report apply only to the samples analyzed.
This report must not be reproduced, except in full, without the written approval of the laboratory.

Paul Moyer, Environmental Laboratory Manager
Public Health Laboratory, Minnesota Department of Health

Minnesota Department of Health
Public Health Laboratory
Environmental Laboratory Section
601 Robert St. N., P.O. Box 64899
St. Paul, MN 55164-0899
651-201-5300

Final Report
Analytical Results

Program Code: PL
Program Name: Metro MERLA-SF
Collected By: Ben Klaus
Collector ID: None

Project ID: St. Louis Park Solvent Plume
Facility Name/ID: None
City: None
Generated: 05/21/14 15:37

MDH Sample Number: 14D1723-06

Location ID: None
Field Name: None
Sampling Point: B5-W-N(46-50)
QA Type: None

Collect Date: 04/18/14
Collect Time: 9:00
Matrix: Non-potable Water

Field Residual Chlorine Result: None
Field Fluoride Result: None
Field pH Result: None
Field PO_4 Result: None

Receiving Comments: Non-MDH containers received/Temp > 6 C. CAH

Results were produced by the Minnesota Department of Health, except where noted.

VOCs by GCMS

Analyte	Analyte Qualifier(s)	Result	Reporting Limit	Units	Dilution	Batch	Prepared	Analyzed	Method
Surrogate: 1,2-Dichlorobenzene-d4		*101*	*70-130*	%	*1*	*B4D0608*	*04/30/14 00:36*	*04/30/14 00:36*	*EPA 8260B*
Surrogate: 1,2-Dichloroethane-d4		*101*	*70-130*	%	*1*	*B4D0608*	*04/30/14 00:36*	*04/30/14 00:36*	*EPA 8260B*
Surrogate: 4-Bromofluorobenzene		*101*	*70-130*	%	*1*	*B4D0608*	*04/30/14 00:36*	*04/30/14 00:36*	*EPA 8260B*
Surrogate: Dibromofluoromethane		*100*	*70-130*	%	*1*	*B4D0608*	*04/30/14 00:36*	*04/30/14 00:36*	*EPA 8260B*
Surrogate: Toluene-d8		*101*	*70-130*	%	*1*	*B4D0608*	*04/30/14 00:36*	*04/30/14 00:36*	*EPA 8260B*
1,1,1,2-Tetrachloroethane	D2	<	10	ug/L	1	B4D0608	04/30/14 00:36	04/30/14 00:36	EPA 8260B
1,1,1-Trichloroethane	D2	<	10	ug/L	1	B4D0608	04/30/14 00:36	04/30/14 00:36	EPA 8260B
1,1,2,2-Tetrachloroethane	D2	<	10	ug/L	1	B4D0608	04/30/14 00:36	04/30/14 00:36	EPA 8260B
1,1,2-Trichloroethane	D2	<	10	ug/L	1	B4D0608	04/30/14 00:36	04/30/14 00:36	EPA 8260B
1,1,2-Trichlorotrifluoroethane	D2	<	10	ug/L	1	B4D0608	04/30/14 00:36	04/30/14 00:36	EPA 8260B
1,1-Dichloroethane	D2	<	10	ug/L	1	B4D0608	04/30/14 00:36	04/30/14 00:36	EPA 8260B
1,1-Dichloroethene	D2	<	10	ug/L	1	B4D0608	04/30/14 00:36	04/30/14 00:36	EPA 8260B
1,1-Dichloropropene	D2	<	10	ug/L	1	B4D0608	04/30/14 00:36	04/30/14 00:36	EPA 8260B
1,2,3-Trichlorobenzene	D2	<	10	ug/L	1	B4D0608	04/30/14 00:36	04/30/14 00:36	EPA 8260B
1,2,3-Trichloropropane	D2	<	10	ug/L	1	B4D0608	04/30/14 00:36	04/30/14 00:36	EPA 8260B
1,2,4-Trichlorobenzene	D2	<	10	ug/L	1	B4D0608	04/30/14 00:36	04/30/14 00:36	EPA 8260B
1,2,4-Trimethylbenzene	D2	<	10	ug/L	1	B4D0608	04/30/14 00:36	04/30/14 00:36	EPA 8260B
1,2-Dibromo-3-chloropropane (DBCP)	D2	<	50	ug/L	1	B4D0608	04/30/14 00:36	04/30/14 00:36	EPA 8260B
1,2-Dibromoethane (EDB)	D2	<	10	ug/L	1	B4D0608	04/30/14 00:36	04/30/14 00:36	EPA 8260B
1,2-Dichlorobenzene	D2	<	10	ug/L	1	B4D0608	04/30/14 00:36	04/30/14 00:36	EPA 8260B
1,2-Dichloroethane	D2	<	10	ug/L	1	B4D0608	04/30/14 00:36	04/30/14 00:36	EPA 8260B
1,2-Dichloropropane	D2	<	10	ug/L	1	B4D0608	04/30/14 00:36	04/30/14 00:36	EPA 8260B
1,3,5-Trimethylbenzene	D2	<	10	ug/L	1	B4D0608	04/30/14 00:36	04/30/14 00:36	EPA 8260B
1,3-Dichlorobenzene	D2	<	10	ug/L	1	B4D0608	04/30/14 00:36	04/30/14 00:36	EPA 8260B
1,3-Dichloropropane	D2	<	10	ug/L	1	B4D0608	04/30/14 00:36	04/30/14 00:36	EPA 8260B
1,4-Dichlorobenzene	D2	<	10	ug/L	1	B4D0608	04/30/14 00:36	04/30/14 00:36	EPA 8260B

FINAL REPORT

Report ID: 05212014153800

Authorized by:

Paul Moyer, Environmental Laboratory Manager
Public Health Laboratory, Minnesota Department of Health

The results in this report apply only to the samples analyzed.
This report must not be reproduced, except in full, without the written approval of the laboratory.

Minnesota Department of Health
Public Health Laboratory
Environmental Laboratory Section
601 Robert St. N., P.O. Box 64899
St. Paul, MN 55164-0899
651-201-5300

Final Report
Analytical Results

Program Code: PL
Program Name: Metro MERLA-SF
Collected By: Ben Klaus
Collector ID: None

Project ID: St. Louis Park Solvent Plume
Facility Name/ID: None
City: None
Generated: 05/21/14 15:37

MDH Sample Number: 14D1723-06

Location ID: None
Field Name: None
Sampling Point: B5-W-N(46-50)
QA Type: None

Collect Date: 04/18/14
Collect Time: 9:00
Matrix: Non-potable Water

Field Residual Chlorine Result: None
Field Fluoride Result: None
Field pH Result: None
Field PO_4 Result: None

Receiving Comments: Non-MDH containers received/Temp > 6 C. CAH

Results were produced by the Minnesota Department of Health, except where noted.

VOCs by GCMS - Continued

Analyte	Analyte Qualifier(s)	Result	Reporting Limit	Units	Dilution	Batch	Prepared	Analyzed	Method
2,2-Dichloropropane	D2, QV	<	10	ug/L	1	B4D0608	04/30/14 00:36	04/30/14 00:36	EPA 8260B
2-Chlorotoluene	D2	<	10	ug/L	1	B4D0608	04/30/14 00:36	04/30/14 00:36	EPA 8260B
4-Chlorotoluene	D2	<	10	ug/L	1	B4D0608	04/30/14 00:36	04/30/14 00:36	EPA 8260B
Acetone	D2	<	200	ug/L	1	B4D0608	04/30/14 00:36	04/30/14 00:36	EPA 8260B
Allyl chloride	D2	<	10	ug/L	1	B4D0608	04/30/14 00:36	04/30/14 00:36	EPA 8260B
Benzene	D2	<	10	ug/L	1	B4D0608	04/30/14 00:36	04/30/14 00:36	EPA 8260B
Bromobenzene	D2	<	10	ug/L	1	B4D0608	04/30/14 00:36	04/30/14 00:36	EPA 8260B
Bromochloromethane	D2	<	10	ug/L	1	B4D0608	04/30/14 00:36	04/30/14 00:36	EPA 8260B
Bromodichloromethane	D2	<	10	ug/L	1	B4D0608	04/30/14 00:36	04/30/14 00:36	EPA 8260B
Bromoform	D2	<	10	ug/L	1	B4D0608	04/30/14 00:36	04/30/14 00:36	EPA 8260B
Bromomethane	D2	<	20	ug/L	1	B4D0608	04/30/14 00:36	04/30/14 00:36	EPA 8260B
Carbon tetrachloride	D2	<	10	ug/L	1	B4D0608	04/30/14 00:36	04/30/14 00:36	EPA 8260B
Chlorobenzene	D2	<	10	ug/L	1	B4D0608	04/30/14 00:36	04/30/14 00:36	EPA 8260B
Chlorodibromomethane	D2	<	10	ug/L	1	B4D0608	04/30/14 00:36	04/30/14 00:36	EPA 8260B
Chloroethane	D2	<	10	ug/L	1	B4D0608	04/30/14 00:36	04/30/14 00:36	EPA 8260B
Chloroform	D2	<	10	ug/L	1	B4D0608	04/30/14 00:36	04/30/14 00:36	EPA 8260B
Chloromethane	D2	<	10	ug/L	1	B4D0608	04/30/14 00:36	04/30/14 00:36	EPA 8260B
cis-1,2-Dichloroethene	D2	<	10	ug/L	1	B4D0608	04/30/14 00:36	04/30/14 00:36	EPA 8260B
cis-1,3-Dichloropropene	D2	<	10	ug/L	1	B4D0608	04/30/14 00:36	04/30/14 00:36	EPA 8260B
Dibromomethane	D2	<	10	ug/L	1	B4D0608	04/30/14 00:36	04/30/14 00:36	EPA 8260B
Dichlorodifluoromethane	D2, QV	<	10	ug/L	1	B4D0608	04/30/14 00:36	04/30/14 00:36	EPA 8260B
Dichlorofluoromethane	D2	<	10	ug/L	1	B4D0608	04/30/14 00:36	04/30/14 00:36	EPA 8260B
Ethyl ether	D2	<	10	ug/L	1	B4D0608	04/30/14 00:36	04/30/14 00:36	EPA 8260B
Ethylbenzene	D2	<	10	ug/L	1	B4D0608	04/30/14 00:36	04/30/14 00:36	EPA 8260B
Hexachlorobutadiene	D2	<	10	ug/L	1	B4D0608	04/30/14 00:36	04/30/14 00:36	EPA 8260B
Isopropylbenzene	D2	<	10	ug/L	1	B4D0608	04/30/14 00:36	04/30/14 00:36	EPA 8260B
Methyl ethyl ketone (MEK)	D2	<	100	ug/L	1	B4D0608	04/30/14 00:36	04/30/14 00:36	EPA 8260B

FINAL REPORT

Report ID: 05212014153800

Authorized by:

Paul Moyer, Environmental Laboratory Manager
Public Health Laboratory, Minnesota Department of Health

The results in this report apply only to the samples analyzed.
This report must not be reproduced, except in full, without the written approval of the laboratory.

Minnesota Department of Health
Public Health Laboratory
Environmental Laboratory Section
601 Robert St. N., P.O. Box 64899
St. Paul, MN 55164-0899
651-201-5300

Final Report
Analytical Results

Program Code: PL
Program Name: Metro MERLA-SF
Collected By: Ben Klaus
Collector ID: None

Project ID: St. Louis Park Solvent Plume
Facility Name/ID: None
City: None
Generated: 05/21/14 15:37

MDH Sample Number: 14D1723-06

Location ID: None
Field Name: None
Sampling Point: B5-W-N(46-50)
QA Type: None

Collect Date: 04/18/14
Collect Time: 9:00
Matrix: Non-potable Water

Field Residual Chlorine Result: None
Field Fluoride Result: None
Field pH Result: None
Field PO_4 Result: None

Receiving Comments: Non-MDH containers received/Temp > 6 C. CAH

Results were produced by the Minnesota Department of Health, except where noted.

VOCs by GCMS - Continued

Analyte	Analyte Qualifier(s)	Result	Reporting Limit	Units	Dilution	Batch	Prepared	Analyzed	Method
Methyl isobutyl ketone (MIBK)	D2	<	50	ug/L	1	B4D0608	04/30/14 00:36	04/30/14 00:36	EPA 8260B
Methyl tertiary butyl ether (MTBE)	D2	<	20	ug/L	1	B4D0608	04/30/14 00:36	04/30/14 00:36	EPA 8260B
Methylene chloride	D2	<	20	ug/L	1	B4D0608	04/30/14 00:36	04/30/14 00:36	EPA 8260B
Naphthalene	D2	<	10	ug/L	1	B4D0608	04/30/14 00:36	04/30/14 00:36	EPA 8260B
n-Butylbenzene	D2	<	10	ug/L	1	B4D0608	04/30/14 00:36	04/30/14 00:36	EPA 8260B
n-Propylbenzene	D2	<	10	ug/L	1	B4D0608	04/30/14 00:36	04/30/14 00:36	EPA 8260B
o-Xylene	D2	<	10	ug/L	1	B4D0608	04/30/14 00:36	04/30/14 00:36	EPA 8260B
p&m-Xylene	D2	<	10	ug/L	1	B4D0608	04/30/14 00:36	04/30/14 00:36	EPA 8260B
p-Isopropyltoluene	D2	<	10	ug/L	1	B4D0608	04/30/14 00:36	04/30/14 00:36	EPA 8260B
sec-Butylbenzene	D2	<	10	ug/L	1	B4D0608	04/30/14 00:36	04/30/14 00:36	EPA 8260B
Styrene	D2	<	10	ug/L	1	B4D0608	04/30/14 00:36	04/30/14 00:36	EPA 8260B
tert-Butylbenzene	D2	<	10	ug/L	1	B4D0608	04/30/14 00:36	04/30/14 00:36	EPA 8260B
Tetrachloroethene	D2	**650**	10	ug/L	1	B4D0608	04/30/14 00:36	04/30/14 00:36	EPA 8260B
Tetrahydrofuran (THF)	D2	<	100	ug/L	1	B4D0608	04/30/14 00:36	04/30/14 00:36	EPA 8260B
Toluene	D2	<	10	ug/L	1	B4D0608	04/30/14 00:36	04/30/14 00:36	EPA 8260B
trans-1,2-Dichloroethene	D2	<	10	ug/L	1	B4D0608	04/30/14 00:36	04/30/14 00:36	EPA 8260B
trans-1,3-Dichloropropene	D2	<	10	ug/L	1	B4D0608	04/30/14 00:36	04/30/14 00:36	EPA 8260B
Trichloroethene (TCE)	D2	<	10	ug/L	1	B4D0608	04/30/14 00:36	04/30/14 00:36	EPA 8260B
Trichlorofluoromethane	D2	<	10	ug/L	1	B4D0608	04/30/14 00:36	04/30/14 00:36	EPA 8260B
Vinyl chloride	D2	<	10	ug/L	1	B4D0608	04/30/14 00:36	04/30/14 00:36	EPA 8260B

Authorized by:

Paul Moyer, Environmental Laboratory Manager
Public Health Laboratory, Minnesota Department of Health

The results in this report apply only to the samples analyzed.
This report must not be reproduced, except in full, without the written approval of the laboratory.

Minnesota Department of Health
Public Health Laboratory
Environmental Laboratory Section
601 Robert St. N., P.O. Box 64899
St. Paul, MN 55164-0899
651-201-5300

Final Report
Analytical Results

Program Code: PL
Program Name: Metro MERLA-SF
Collected By: Ben Klaus
Collector ID: None

Project ID: St. Louis Park Solvent Plume
Facility Name/ID: None
City: None
Generated: 05/21/14 15:37

MDH Sample Number: 14D1723-07

Location ID: None
Field Name: None
Sampling Point: B2-W-N(40-45)
QA Type: None

Collect Date: 04/21/14
Collect Time: 10:30
Matrix: Non-potable Water

Field Residual Chlorine Result: None
Field Fluoride Result: None
Field pH Result: None
Field PO_4 Result: None

Receiving Comments: Non-MDH containers received/Temp > 6 C. CAH

Results were produced by the Minnesota Department of Health, except where noted.

VOCs by GCMS

Analyte	Analyte Qualifier(s)	Result	Reporting Limit	Units	Dilution	Batch	Prepared	Analyzed	Method
Surrogate: 1,2-Dichlorobenzene-d4		*103*	*70-130*	%	*1*	*B4D0607*	*04/29/14 19:46*	*04/29/14 19:46*	*EPA 8260B*
Surrogate: 1,2-Dichloroethane-d4		*103*	*70-130*	%	*1*	*B4D0607*	*04/29/14 19:46*	*04/29/14 19:46*	*EPA 8260B*
Surrogate: 4-Bromofluorobenzene		*100*	*70-130*	%	*1*	*B4D0607*	*04/29/14 19:46*	*04/29/14 19:46*	*EPA 8260B*
Surrogate: Dibromofluoromethane		*102*	*70-130*	%	*1*	*B4D0607*	*04/29/14 19:46*	*04/29/14 19:46*	*EPA 8260B*
Surrogate: Toluene-d8		*103*	*70-130*	%	*1*	*B4D0607*	*04/29/14 19:46*	*04/29/14 19:46*	*EPA 8260B*
1,1,1,2-Tetrachloroethane	D2	<	5.0	ug/L	1	B4D0607	04/29/14 19:46	04/29/14 19:46	EPA 8260B
1,1,1-Trichloroethane	D2	<	5.0	ug/L	1	B4D0607	04/29/14 19:46	04/29/14 19:46	EPA 8260B
1,1,2,2-Tetrachloroethane	D2	<	5.0	ug/L	1	B4D0607	04/29/14 19:46	04/29/14 19:46	EPA 8260B
1,1,2-Trichloroethane	D2	<	5.0	ug/L	1	B4D0607	04/29/14 19:46	04/29/14 19:46	EPA 8260B
1,1,2-Trichlorotrifluoroethane	D2	<	5.0	ug/L	1	B4D0607	04/29/14 19:46	04/29/14 19:46	EPA 8260B
1,1-Dichloroethane	D2	<	5.0	ug/L	1	B4D0607	04/29/14 19:46	04/29/14 19:46	EPA 8260B
1,1-Dichloroethene	D2	<	5.0	ug/L	1	B4D0607	04/29/14 19:46	04/29/14 19:46	EPA 8260B
1,1-Dichloropropene	D2	<	5.0	ug/L	1	B4D0607	04/29/14 19:46	04/29/14 19:46	EPA 8260B
1,2,3-Trichlorobenzene	D2	<	5.0	ug/L	1	B4D0607	04/29/14 19:46	04/29/14 19:46	EPA 8260B
1,2,3-Trichloropropane	D2	<	5.0	ug/L	1	B4D0607	04/29/14 19:46	04/29/14 19:46	EPA 8260B
1,2,4-Trichlorobenzene	D2	<	5.0	ug/L	1	B4D0607	04/29/14 19:46	04/29/14 19:46	EPA 8260B
1,2,4-Trimethylbenzene	D2	**61**	5.0	ug/L	1	B4D0607	04/29/14 19:46	04/29/14 19:46	EPA 8260B
1,2-Dibromo-3-chloropropane (DBCP)	D2	<	25	ug/L	1	B4D0607	04/29/14 19:46	04/29/14 19:46	EPA 8260B
1,2-Dibromoethane (EDB)	D2	<	5.0	ug/L	1	B4D0607	04/29/14 19:46	04/29/14 19:46	EPA 8260B
1,2-Dichlorobenzene	D2	<	5.0	ug/L	1	B4D0607	04/29/14 19:46	04/29/14 19:46	EPA 8260B
1,2-Dichloroethane	D2	<	5.0	ug/L	1	B4D0607	04/29/14 19:46	04/29/14 19:46	EPA 8260B
1,2-Dichloropropane	D2	<	5.0	ug/L	1	B4D0607	04/29/14 19:46	04/29/14 19:46	EPA 8260B
1,3,5-Trimethylbenzene	D2	**13**	5.0	ug/L	1	B4D0607	04/29/14 19:46	04/29/14 19:46	EPA 8260B
1,3-Dichlorobenzene	D2	<	5.0	ug/L	1	B4D0607	04/29/14 19:46	04/29/14 19:46	EPA 8260B
1,3-Dichloropropane	D2	<	5.0	ug/L	1	B4D0607	04/29/14 19:46	04/29/14 19:46	EPA 8260B
1,4-Dichlorobenzene	D2	<	5.0	ug/L	1	B4D0607	04/29/14 19:46	04/29/14 19:46	EPA 8260B

FINAL REPORT

Report ID: 05212014153800

Authorized by:

The results in this report apply only to the samples analyzed.
This report must not be reproduced, except in full, without the written approval of the laboratory.

Paul Moyer, Environmental Laboratory Manager
Public Health Laboratory, Minnesota Department of Health

Minnesota Department of Health
Public Health Laboratory
Environmental Laboratory Section
601 Robert St. N., P.O. Box 64899
St. Paul, MN 55164-0899
651-201-5300

Final Report
Analytical Results

Program Code: PL
Program Name: Metro MERLA-SF
Collected By: Ben Klaus
Collector ID: None

Project ID: St. Louis Park Solvent Plume
Facility Name/ID: None
City: None
Generated: 05/21/14 15:37

MDH Sample Number: 14D1723-07

Location ID: None
Field Name: None
Sampling Point: B2-W-N(40-45)
QA Type: None

Collect Date: 04/21/14
Collect Time: 10:30
Matrix: Non-potable Water

Field Residual Chlorine Result: None
Field Fluoride Result: None
Field pH Result: None
Field PO_4 Result: None

Receiving Comments: Non-MDH containers received/Temp > 6 C. CAH

Results were produced by the Minnesota Department of Health, except where noted.

VOCs by GCMS - Continued

Analyte	Analyte Qualifier(s)	Result	Reporting Limit	Units	Dilution	Batch	Prepared	Analyzed	Method
2,2-Dichloropropane	D2, QV	<	5.0	ug/L	1	B4D0607	04/29/14 19:46	04/29/14 19:46	EPA 8260B
2-Chlorotoluene	D2	<	5.0	ug/L	1	B4D0607	04/29/14 19:46	04/29/14 19:46	EPA 8260B
4-Chlorotoluene	D2	<	5.0	ug/L	1	B4D0607	04/29/14 19:46	04/29/14 19:46	EPA 8260B
Acetone	D2	<	100	ug/L	1	B4D0607	04/29/14 19:46	04/29/14 19:46	EPA 8260B
Allyl chloride	D2	<	5.0	ug/L	1	B4D0607	04/29/14 19:46	04/29/14 19:46	EPA 8260B
Benzene	D2	**63**	5.0	ug/L	1	B4D0607	04/29/14 19:46	04/29/14 19:46	EPA 8260B
Bromobenzene	D2	<	5.0	ug/L	1	B4D0607	04/29/14 19:46	04/29/14 19:46	EPA 8260B
Bromochloromethane	D2	<	5.0	ug/L	1	B4D0607	04/29/14 19:46	04/29/14 19:46	EPA 8260B
Bromodichloromethane	D2	<	5.0	ug/L	1	B4D0607	04/29/14 19:46	04/29/14 19:46	EPA 8260B
Bromoform	D2	<	5.0	ug/L	1	B4D0607	04/29/14 19:46	04/29/14 19:46	EPA 8260B
Bromomethane	D2	<	10	ug/L	1	B4D0607	04/29/14 19:46	04/29/14 19:46	EPA 8260B
Carbon tetrachloride	D2	<	5.0	ug/L	1	B4D0607	04/29/14 19:46	04/29/14 19:46	EPA 8260B
Chlorobenzene	D2	<	5.0	ug/L	1	B4D0607	04/29/14 19:46	04/29/14 19:46	EPA 8260B
Chlorodibromomethane	D2	<	5.0	ug/L	1	B4D0607	04/29/14 19:46	04/29/14 19:46	EPA 8260B
Chloroethane	D2	<	5.0	ug/L	1	B4D0607	04/29/14 19:46	04/29/14 19:46	EPA 8260B
Chloroform	D2	<	5.0	ug/L	1	B4D0607	04/29/14 19:46	04/29/14 19:46	EPA 8260B
Chloromethane	D2	<	5.0	ug/L	1	B4D0607	04/29/14 19:46	04/29/14 19:46	EPA 8260B
cis-1,2-Dichloroethene	D2	<	5.0	ug/L	1	B4D0607	04/29/14 19:46	04/29/14 19:46	EPA 8260B
cis-1,3-Dichloropropene	D2	<	5.0	ug/L	1	B4D0607	04/29/14 19:46	04/29/14 19:46	EPA 8260B
Dibromomethane	D2	<	5.0	ug/L	1	B4D0607	04/29/14 19:46	04/29/14 19:46	EPA 8260B
Dichlorodifluoromethane	D2, QV	<	5.0	ug/L	1	B4D0607	04/29/14 19:46	04/29/14 19:46	EPA 8260B
Dichlorofluoromethane	D2	<	5.0	ug/L	1	B4D0607	04/29/14 19:46	04/29/14 19:46	EPA 8260B
Ethyl ether	D2	<	5.0	ug/L	1	B4D0607	04/29/14 19:46	04/29/14 19:46	EPA 8260B
Ethylbenzene	D2	**76**	5.0	ug/L	1	B4D0607	04/29/14 19:46	04/29/14 19:46	EPA 8260B
Hexachlorobutadiene	D2	<	5.0	ug/L	1	B4D0607	04/29/14 19:46	04/29/14 19:46	EPA 8260B
Isopropylbenzene	D2	**12**	5.0	ug/L	1	B4D0607	04/29/14 19:46	04/29/14 19:46	EPA 8260B
Methyl ethyl ketone (MEK)	D2	<	50	ug/L	1	B4D0607	04/29/14 19:46	04/29/14 19:46	EPA 8260B

FINAL REPORT

Report ID: 05212014153800

Authorized by:

Paul Moyer, Environmental Laboratory Manager
Public Health Laboratory, Minnesota Department of Health

The results in this report apply only to the samples analyzed.
This report must not be reproduced, except in full, without the written approval of the laboratory.

Minnesota Department of Health
Public Health Laboratory
Environmental Laboratory Section
601 Robert St. N., P.O. Box 64899
St. Paul, MN 55164-0899
651-201-5300

Final Report
Analytical Results

Program Code: PL
Program Name: Metro MERLA-SF
Collected By: Ben Klaus
Collector ID: None

Project ID: St. Louis Park Solvent Plume
Facility Name/ID: None
City: None
Generated: 05/21/14 15:37

MDH Sample Number: 14D1723-07

Location ID: None
Field Name: None
Sampling Point: B2-W-N(40-45)
QA Type: None

Collect Date: 04/21/14
Collect Time: 10:30
Matrix: Non-potable Water

Field Residual Chlorine Result: None
Field Fluoride Result: None
Field pH Result: None
Field PO_4 Result: None

Receiving Comments: Non-MDH containers received/Temp > 6 C. CAH

Results were produced by the Minnesota Department of Health, except where noted.

VOCs by GCMS - Continued

Analyte	Analyte Qualifier(s)	Result	Reporting Limit	Units	Dilution	Batch	Prepared	Analyzed	Method
Methyl isobutyl ketone (MIBK)	D2	<	25	ug/L	1	B4D0607	04/29/14 19:46	04/29/14 19:46	EPA 8260B
Methyl tertiary butyl ether (MTBE)	D2	<	10	ug/L	1	B4D0607	04/29/14 19:46	04/29/14 19:46	EPA 8260B
Methylene chloride	D2	<	10	ug/L	1	B4D0607	04/29/14 19:46	04/29/14 19:46	EPA 8260B
n-Butylbenzene	D2	<	5.0	ug/L	1	B4D0607	04/29/14 19:46	04/29/14 19:46	EPA 8260B
n-Propylbenzene	D2	<	5.0	ug/L	1	B4D0607	04/29/14 19:46	04/29/14 19:46	EPA 8260B
o-Xylene	D2	**47**	5.0	ug/L	1	B4D0607	04/29/14 19:46	04/29/14 19:46	EPA 8260B
p&m-Xylene	D2	**42**	5.0	ug/L	1	B4D0607	04/29/14 19:46	04/29/14 19:46	EPA 8260B
p-Isopropyltoluene	D2	<	5.0	ug/L	1	B4D0607	04/29/14 19:46	04/29/14 19:46	EPA 8260B
sec-Butylbenzene	D2	<	5.0	ug/L	1	B4D0607	04/29/14 19:46	04/29/14 19:46	EPA 8260B
Styrene	D2	<	5.0	ug/L	1	B4D0607	04/29/14 19:46	04/29/14 19:46	EPA 8260B
tert-Butylbenzene	D2	<	5.0	ug/L	1	B4D0607	04/29/14 19:46	04/29/14 19:46	EPA 8260B
Tetrachloroethene	D2	<	5.0	ug/L	1	B4D0607	04/29/14 19:46	04/29/14 19:46	EPA 8260B
Tetrahydrofuran (THF)	D2	<	50	ug/L	1	B4D0607	04/29/14 19:46	04/29/14 19:46	EPA 8260B
Toluene	D2	<	5.0	ug/L	1	B4D0607	04/29/14 19:46	04/29/14 19:46	EPA 8260B
trans-1,2-Dichloroethene	D2	<	5.0	ug/L	1	B4D0607	04/29/14 19:46	04/29/14 19:46	EPA 8260B
trans-1,3-Dichloropropene	D2	<	5.0	ug/L	1	B4D0607	04/29/14 19:46	04/29/14 19:46	EPA 8260B
Trichloroethene (TCE)	D2	<	5.0	ug/L	1	B4D0607	04/29/14 19:46	04/29/14 19:46	EPA 8260B
Trichlorofluoromethane	D2	<	5.0	ug/L	1	B4D0607	04/29/14 19:46	04/29/14 19:46	EPA 8260B
Vinyl chloride	D2	<	5.0	ug/L	1	B4D0607	04/29/14 19:46	04/29/14 19:46	EPA 8260B

Authorized by:

Paul Moyer, Environmental Laboratory Manager
Public Health Laboratory, Minnesota Department of Health

The results in this report apply only to the samples analyzed.
This report must not be reproduced, except in full, without the written approval of the laboratory.

Minnesota Department of Health
Public Health Laboratory
Environmental Laboratory Section
601 Robert St. N., P.O. Box 64899
St. Paul, MN 55164-0899
651-201-5300

Final Report
Analytical Results

Program Code: PL
Program Name: Metro MERLA-SF
Collected By: Ben Klaus
Collector ID: None

Project ID: St. Louis Park Solvent Plume
Facility Name/ID: None
City: None
Generated: 05/21/14 15:37

MDH Sample Number: 14D1723-07RE1

Location ID: None
Field Name: None
Sampling Point: B2-W-N(40-45)
QA Type: None

Collect Date: 04/21/14
Collect Time: 10:30
Matrix: Non-potable Water

Field Residual Chlorine Result: None
Field Fluoride Result: None
Field pH Result: None
Field PO_4 Result: None

Receiving Comments: Non-MDH containers received/Temp > 6 C. CAH

Results were produced by the Minnesota Department of Health, except where noted.

VOCs by GCMS

Analyte	Analyte Qualifier(s)	Result	Reporting Limit	Units	Dilution	Batch	Prepared	Analyzed	Method
Surrogate: 1,2-Dichlorobenzene-d4		*103*	*70-130*	%	*1*	*B4D0608*	*04/30/14 01:28*	*04/30/14 01:28*	*EPA 8260B*
Surrogate: 1,2-Dichloroethane-d4		*103*	*70-130*	%	*1*	*B4D0608*	*04/30/14 01:28*	*04/30/14 01:28*	*EPA 8260B*
Surrogate: 4-Bromofluorobenzene		*102*	*70-130*	%	*1*	*B4D0608*	*04/30/14 01:28*	*04/30/14 01:28*	*EPA 8260B*
Surrogate: Dibromofluoromethane		*100*	*70-130*	%	*1*	*B4D0608*	*04/30/14 01:28*	*04/30/14 01:28*	*EPA 8260B*
Surrogate: Toluene-d8		*101*	*70-130*	%	*1*	*B4D0608*	*04/30/14 01:28*	*04/30/14 01:28*	*EPA 8260B*
Naphthalene	D2	**2300**	200	ug/L	1	B4D0608	04/30/14 01:28	04/30/14 01:28	EPA 8260B

FINAL REPORT

Report ID: 05212014153800

Authorized by:

Paul Moyer, Environmental Laboratory Manager
Public Health Laboratory, Minnesota Department of Health

The results in this report apply only to the samples analyzed.
This report must not be reproduced, except in full, without the written approval of the laboratory.

Minnesota Department of Health
Public Health Laboratory
Environmental Laboratory Section
601 Robert St. N., P.O. Box 64899
St. Paul, MN 55164-0899
651-201-5300

Final Report
Analytical Results

Program Code: PL
Program Name: Metro MERLA-SF
Collected By: Ben Klaus
Collector ID: None

Project ID: St. Louis Park Solvent Plume
Facility Name/ID: None
City: None
Generated: 05/21/14 15:37

MDH Sample Number: 14D1723-08

Location ID: None
Field Name: None
Sampling Point: B3-W-N(40-45)
QA Type: None

Collect Date: 04/21/14
Collect Time: 13:45
Matrix: Non-potable Water

Field Residual Chlorine Result: None
Field Fluoride Result: None
Field pH Result: None
Field PO_4 Result: None

Receiving Comments: Non-MDH containers received/Temp > 6 C. CAH

Results were produced by the Minnesota Department of Health, except where noted.

VOCs by GCMS

Analyte	Analyte Qualifier(s)	Result	Reporting Limit	Units	Dilution	Batch	Prepared	Analyzed	Method
Surrogate: 1,2-Dichlorobenzene-d4		*101*	*70-130*	%	*1*	*B4D0607*	*04/29/14 20:13*	*04/29/14 20:13*	*EPA 8260B*
Surrogate: 1,2-Dichloroethane-d4		*100*	*70-130*	%	*1*	*B4D0607*	*04/29/14 20:13*	*04/29/14 20:13*	*EPA 8260B*
Surrogate: 4-Bromofluorobenzene		*99*	*70-130*	%	*1*	*B4D0607*	*04/29/14 20:13*	*04/29/14 20:13*	*EPA 8260B*
Surrogate: Dibromofluoromethane		*100*	*70-130*	%	*1*	*B4D0607*	*04/29/14 20:13*	*04/29/14 20:13*	*EPA 8260B*
Surrogate: Toluene-d8		*101*	*70-130*	%	*1*	*B4D0607*	*04/29/14 20:13*	*04/29/14 20:13*	*EPA 8260B*
1,1,1,2-Tetrachloroethane	D2	<	5.0	ug/L	1	B4D0607	04/29/14 20:13	04/29/14 20:13	EPA 8260B
1,1,1-Trichloroethane	D2	<	5.0	ug/L	1	B4D0607	04/29/14 20:13	04/29/14 20:13	EPA 8260B
1,1,2,2-Tetrachloroethane	D2	<	5.0	ug/L	1	B4D0607	04/29/14 20:13	04/29/14 20:13	EPA 8260B
1,1,2-Trichloroethane	D2	<	5.0	ug/L	1	B4D0607	04/29/14 20:13	04/29/14 20:13	EPA 8260B
1,1,2-Trichlorotrifluoroethane	D2	<	5.0	ug/L	1	B4D0607	04/29/14 20:13	04/29/14 20:13	EPA 8260B
1,1-Dichloroethane	D2	<	5.0	ug/L	1	B4D0607	04/29/14 20:13	04/29/14 20:13	EPA 8260B
1,1-Dichloroethene	D2	<	5.0	ug/L	1	B4D0607	04/29/14 20:13	04/29/14 20:13	EPA 8260B
1,1-Dichloropropene	D2	<	5.0	ug/L	1	B4D0607	04/29/14 20:13	04/29/14 20:13	EPA 8260B
1,2,3-Trichlorobenzene	D2	<	5.0	ug/L	1	B4D0607	04/29/14 20:13	04/29/14 20:13	EPA 8260B
1,2,3-Trichloropropane	D2	<	5.0	ug/L	1	B4D0607	04/29/14 20:13	04/29/14 20:13	EPA 8260B
1,2,4-Trichlorobenzene	D2	<	5.0	ug/L	1	B4D0607	04/29/14 20:13	04/29/14 20:13	EPA 8260B
1,2,4-Trimethylbenzene	D2	**55**	5.0	ug/L	1	B4D0607	04/29/14 20:13	04/29/14 20:13	EPA 8260B
1,2-Dibromo-3-chloropropane (DBCP)	D2	<	25	ug/L	1	B4D0607	04/29/14 20:13	04/29/14 20:13	EPA 8260B
1,2-Dibromoethane (EDB)	D2	<	5.0	ug/L	1	B4D0607	04/29/14 20:13	04/29/14 20:13	EPA 8260B
1,2-Dichlorobenzene	D2	<	5.0	ug/L	1	B4D0607	04/29/14 20:13	04/29/14 20:13	EPA 8260B
1,2-Dichloroethane	D2	<	5.0	ug/L	1	B4D0607	04/29/14 20:13	04/29/14 20:13	EPA 8260B
1,2-Dichloropropane	D2	<	5.0	ug/L	1	B4D0607	04/29/14 20:13	04/29/14 20:13	EPA 8260B
1,3,5-Trimethylbenzene	D2	**13**	5.0	ug/L	1	B4D0607	04/29/14 20:13	04/29/14 20:13	EPA 8260B
1,3-Dichlorobenzene	D2	<	5.0	ug/L	1	B4D0607	04/29/14 20:13	04/29/14 20:13	EPA 8260B
1,3-Dichloropropane	D2	<	5.0	ug/L	1	B4D0607	04/29/14 20:13	04/29/14 20:13	EPA 8260B
1,4-Dichlorobenzene	D2	<	5.0	ug/L	1	B4D0607	04/29/14 20:13	04/29/14 20:13	EPA 8260B

FINAL REPORT

Report ID: 05212014153800

Authorized by:

Paul Moyer, Environmental Laboratory Manager
Public Health Laboratory, Minnesota Department of Health

The results in this report apply only to the samples analyzed.
This report must not be reproduced, except in full, without the written approval of the laboratory.

Minnesota Department of Health
Public Health Laboratory
Environmental Laboratory Section
601 Robert St. N., P.O. Box 64899
St. Paul, MN 55164-0899
651-201-5300

Final Report
Analytical Results

Program Code: PL
Program Name: Metro MERLA-SF
Collected By: Ben Klaus
Collector ID: None

Project ID: St. Louis Park Solvent Plume
Facility Name/ID: None
City: None
Generated: 05/21/14 15:37

MDH Sample Number: 14D1723-08

Location ID: None
Field Name: None
Sampling Point: B3-W-N(40-45)
QA Type: None

Collect Date: 04/21/14
Collect Time: 13:45
Matrix: Non-potable Water

Field Residual Chlorine Result: None
Field Fluoride Result: None
Field pH Result: None
Field PO_4 Result: None

Receiving Comments: Non-MDH containers received/Temp > 6 C. CAH

Results were produced by the Minnesota Department of Health, except where noted.

VOCs by GCMS - Continued

Analyte	Analyte Qualifier(s)	Result	Reporting Limit	Units	Dilution	Batch	Prepared	Analyzed	Method
2,2-Dichloropropane	D2, QV	<	5.0	ug/L	1	B4D0607	04/29/14 20:13	04/29/14 20:13	EPA 8260B
2-Chlorotoluene	D2	<	5.0	ug/L	1	B4D0607	04/29/14 20:13	04/29/14 20:13	EPA 8260B
4-Chlorotoluene	D2	<	5.0	ug/L	1	B4D0607	04/29/14 20:13	04/29/14 20:13	EPA 8260B
Acetone	D2	<	100	ug/L	1	B4D0607	04/29/14 20:13	04/29/14 20:13	EPA 8260B
Allyl chloride	D2	<	5.0	ug/L	1	B4D0607	04/29/14 20:13	04/29/14 20:13	EPA 8260B
Benzene	D2	**61**	5.0	ug/L	1	B4D0607	04/29/14 20:13	04/29/14 20:13	EPA 8260B
Bromobenzene	D2	<	5.0	ug/L	1	B4D0607	04/29/14 20:13	04/29/14 20:13	EPA 8260B
Bromochloromethane	D2	<	5.0	ug/L	1	B4D0607	04/29/14 20:13	04/29/14 20:13	EPA 8260B
Bromodichloromethane	D2	<	5.0	ug/L	1	B4D0607	04/29/14 20:13	04/29/14 20:13	EPA 8260B
Bromoform	D2	<	5.0	ug/L	1	B4D0607	04/29/14 20:13	04/29/14 20:13	EPA 8260B
Bromomethane	D2	<	10	ug/L	1	B4D0607	04/29/14 20:13	04/29/14 20:13	EPA 8260B
Carbon tetrachloride	D2	<	5.0	ug/L	1	B4D0607	04/29/14 20:13	04/29/14 20:13	EPA 8260B
Chlorobenzene	D2	<	5.0	ug/L	1	B4D0607	04/29/14 20:13	04/29/14 20:13	EPA 8260B
Chlorodibromomethane	D2	<	5.0	ug/L	1	B4D0607	04/29/14 20:13	04/29/14 20:13	EPA 8260B
Chloroethane	D2	<	5.0	ug/L	1	B4D0607	04/29/14 20:13	04/29/14 20:13	EPA 8260B
Chloroform	D2	<	5.0	ug/L	1	B4D0607	04/29/14 20:13	04/29/14 20:13	EPA 8260B
Chloromethane	D2	<	5.0	ug/L	1	B4D0607	04/29/14 20:13	04/29/14 20:13	EPA 8260B
cis-1,2-Dichloroethene	D2	<	5.0	ug/L	1	B4D0607	04/29/14 20:13	04/29/14 20:13	EPA 8260B
cis-1,3-Dichloropropene	D2	<	5.0	ug/L	1	B4D0607	04/29/14 20:13	04/29/14 20:13	EPA 8260B
Dibromomethane	D2	<	5.0	ug/L	1	B4D0607	04/29/14 20:13	04/29/14 20:13	EPA 8260B
Dichlorodifluoromethane	D2, QV	<	5.0	ug/L	1	B4D0607	04/29/14 20:13	04/29/14 20:13	EPA 8260B
Dichlorofluoromethane	D2	<	5.0	ug/L	1	B4D0607	04/29/14 20:13	04/29/14 20:13	EPA 8260B
Ethyl ether	D2	<	5.0	ug/L	1	B4D0607	04/29/14 20:13	04/29/14 20:13	EPA 8260B
Ethylbenzene	D2	**72**	5.0	ug/L	1	B4D0607	04/29/14 20:13	04/29/14 20:13	EPA 8260B
Hexachlorobutadiene	D2	<	5.0	ug/L	1	B4D0607	04/29/14 20:13	04/29/14 20:13	EPA 8260B
Isopropylbenzene	D2	**10**	5.0	ug/L	1	B4D0607	04/29/14 20:13	04/29/14 20:13	EPA 8260B
Methyl ethyl ketone (MEK)	D2	<	50	ug/L	1	B4D0607	04/29/14 20:13	04/29/14 20:13	EPA 8260B

FINAL REPORT

Report ID: 05212014153800

Authorized by:

Paul Moyer, Environmental Laboratory Manager
Public Health Laboratory, Minnesota Department of Health

The results in this report apply only to the samples analyzed.
This report must not be reproduced, except in full, without the written approval of the laboratory.

Minnesota Department of Health
Public Health Laboratory
Environmental Laboratory Section
601 Robert St. N., P.O. Box 64899
St. Paul, MN 55164-0899
651-201-5300

Final Report
Analytical Results

Program Code: PL
Program Name: Metro MERLA-SF
Collected By: Ben Klaus
Collector ID: None

Project ID: St. Louis Park Solvent Plume
Facility Name/ID: None
City: None
Generated: 05/21/14 15:37

MDH Sample Number: 14D1723-08

Location ID: None
Field Name: None
Sampling Point: B3-W-N(40-45)
QA Type: None

Collect Date: 04/21/14
Collect Time: 13:45
Matrix: Non-potable Water

Field Residual Chlorine Result: None
Field Fluoride Result: None
Field pH Result: None
Field PO_4 Result: None

Receiving Comments: Non-MDH containers received/Temp > 6 C. CAH

Results were produced by the Minnesota Department of Health, except where noted.

VOCs by GCMS - Continued

Analyte	Analyte Qualifier(s)	Result	Reporting Limit	Units	Dilution	Batch	Prepared	Analyzed	Method
Methyl isobutyl ketone (MIBK)	D2	<	25	ug/L	1	B4D0607	04/29/14 20:13	04/29/14 20:13	EPA 8260B
Methyl tertiary butyl ether (MTBE)	D2	<	10	ug/L	1	B4D0607	04/29/14 20:13	04/29/14 20:13	EPA 8260B
Methylene chloride	D2	<	10	ug/L	1	B4D0607	04/29/14 20:13	04/29/14 20:13	EPA 8260B
n-Butylbenzene	D2	<	5.0	ug/L	1	B4D0607	04/29/14 20:13	04/29/14 20:13	EPA 8260B
n-Propylbenzene	D2	<	5.0	ug/L	1	B4D0607	04/29/14 20:13	04/29/14 20:13	EPA 8260B
o-Xylene	D2	**45**	5.0	ug/L	1	B4D0607	04/29/14 20:13	04/29/14 20:13	EPA 8260B
p&m-Xylene	D2	**39**	5.0	ug/L	1	B4D0607	04/29/14 20:13	04/29/14 20:13	EPA 8260B
p-Isopropyltoluene	D2	<	5.0	ug/L	1	B4D0607	04/29/14 20:13	04/29/14 20:13	EPA 8260B
sec-Butylbenzene	D2	<	5.0	ug/L	1	B4D0607	04/29/14 20:13	04/29/14 20:13	EPA 8260B
Styrene	D2	<	5.0	ug/L	1	B4D0607	04/29/14 20:13	04/29/14 20:13	EPA 8260B
tert-Butylbenzene	D2	<	5.0	ug/L	1	B4D0607	04/29/14 20:13	04/29/14 20:13	EPA 8260B
Tetrachloroethene	D2	<	5.0	ug/L	1	B4D0607	04/29/14 20:13	04/29/14 20:13	EPA 8260B
Tetrahydrofuran (THF)	D2	<	50	ug/L	1	B4D0607	04/29/14 20:13	04/29/14 20:13	EPA 8260B
Toluene	D2	<	5.0	ug/L	1	B4D0607	04/29/14 20:13	04/29/14 20:13	EPA 8260B
trans-1,2-Dichloroethene	D2	<	5.0	ug/L	1	B4D0607	04/29/14 20:13	04/29/14 20:13	EPA 8260B
trans-1,3-Dichloropropene	D2	<	5.0	ug/L	1	B4D0607	04/29/14 20:13	04/29/14 20:13	EPA 8260B
Trichloroethene (TCE)	D2	<	5.0	ug/L	1	B4D0607	04/29/14 20:13	04/29/14 20:13	EPA 8260B
Trichlorofluoromethane	D2	<	5.0	ug/L	1	B4D0607	04/29/14 20:13	04/29/14 20:13	EPA 8260B
Vinyl chloride	D2	<	5.0	ug/L	1	B4D0607	04/29/14 20:13	04/29/14 20:13	EPA 8260B

Authorized by:

Paul Moyer, Environmental Laboratory Manager
Public Health Laboratory, Minnesota Department of Health

The results in this report apply only to the samples analyzed.
This report must not be reproduced, except in full, without the written approval of the laboratory.

Minnesota Department of Health
Public Health Laboratory
Environmental Laboratory Section
601 Robert St. N., P.O. Box 64899
St. Paul, MN 55164-0899
651-201-5300

Final Report
Analytical Results

Program Code: PL
Program Name: Metro MERLA-SF
Collected By: Ben Klaus
Collector ID: None

Project ID: St. Louis Park Solvent Plume
Facility Name/ID: None
City: None
Generated: 05/21/14 15:37

MDH Sample Number: 14D1723-08RE1

Location ID: None
Field Name: None
Sampling Point: B3-W-N(40-45)
QA Type: None

Collect Date: 04/21/14
Collect Time: 13:45
Matrix: Non-potable Water

Field Residual Chlorine Result: None
Field Fluoride Result: None
Field pH Result: None
Field PO_4 Result: None

Receiving Comments: Non-MDH containers received/Temp > 6 C. CAH

Results were produced by the Minnesota Department of Health, except where noted.

VOCs by GCMS

Analyte	Analyte Qualifier(s)	Result	Reporting Limit	Units	Dilution	Batch	Prepared	Analyzed	Method
Surrogate: 1,2-Dichlorobenzene-d4		*101*	*70-130*	%	*1*	*B4D0608*	*04/30/14 01:54*	*04/30/14 01:54*	*EPA 8260B*
Surrogate: 1,2-Dichloroethane-d4		*101*	*70-130*	%	*1*	*B4D0608*	*04/30/14 01:54*	*04/30/14 01:54*	*EPA 8260B*
Surrogate: 4-Bromofluorobenzene		*100*	*70-130*	%	*1*	*B4D0608*	*04/30/14 01:54*	*04/30/14 01:54*	*EPA 8260B*
Surrogate: Dibromofluoromethane		*100*	*70-130*	%	*1*	*B4D0608*	*04/30/14 01:54*	*04/30/14 01:54*	*EPA 8260B*
Surrogate: Toluene-d8		*103*	*70-130*	%	*1*	*B4D0608*	*04/30/14 01:54*	*04/30/14 01:54*	*EPA 8260B*
Naphthalene	D2	**1900**	200	ug/L	1	B4D0608	04/30/14 01:54	04/30/14 01:54	EPA 8260B

FINAL REPORT

Report ID: 05212014153800

Authorized by:

Paul Moyer, Environmental Laboratory Manager
Public Health Laboratory, Minnesota Department of Health

The results in this report apply only to the samples analyzed.
This report must not be reproduced, except in full, without the written approval of the laboratory.

Minnesota Department of Health
Public Health Laboratory
Environmental Laboratory Section
601 Robert St. N., P.O. Box 64899
St. Paul, MN 55164-0899
651-201-5300

Final Report
Analytical Results

Program Code: PL
Program Name: Metro MERLA-SF
Collected By: Ben Klaus
Collector ID: None

Project ID: St. Louis Park Solvent Plume
Facility Name/ID: None
City: None
Generated: 05/21/14 15:37

MDH Sample Number: 14D1723-09

Location ID: None
Field Name: None
Sampling Point: B1-W-N(38-42)
QA Type: None

Collect Date: 04/23/14
Collect Time: 8:30
Matrix: Non-potable Water

Field Residual Chlorine Result: None
Field Fluoride Result: None
Field pH Result: None
Field PO_4 Result: None

Receiving Comments: Non-MDH containers received/Temp > 6 C. CAH

Results were produced by the Minnesota Department of Health, except where noted.

VOCs by GCMS

Analyte	Analyte Qualifier(s)	Result	Reporting Limit	Units	Dilution	Batch	Prepared	Analyzed	Method
Surrogate: 1,2-Dichlorobenzene-d4		*102*	*70-130*	%	*1*	*B4D0607*	*04/29/14 18:53*	*04/29/14 18:53*	*EPA 8260B*
Surrogate: 1,2-Dichloroethane-d4		*101*	*70-130*	%	*1*	*B4D0607*	*04/29/14 18:53*	*04/29/14 18:53*	*EPA 8260B*
Surrogate: 4-Bromofluorobenzene		*101*	*70-130*	%	*1*	*B4D0607*	*04/29/14 18:53*	*04/29/14 18:53*	*EPA 8260B*
Surrogate: Dibromofluoromethane		*100*	*70-130*	%	*1*	*B4D0607*	*04/29/14 18:53*	*04/29/14 18:53*	*EPA 8260B*
Surrogate: Toluene-d8		*101*	*70-130*	%	*1*	*B4D0607*	*04/29/14 18:53*	*04/29/14 18:53*	*EPA 8260B*
1,1,1,2-Tetrachloroethane		<	1.0	ug/L	1	B4D0607	04/29/14 18:53	04/29/14 18:53	EPA 8260B
1,1,1-Trichloroethane		<	1.0	ug/L	1	B4D0607	04/29/14 18:53	04/29/14 18:53	EPA 8260B
1,1,2,2-Tetrachloroethane		<	1.0	ug/L	1	B4D0607	04/29/14 18:53	04/29/14 18:53	EPA 8260B
1,1,2-Trichloroethane		<	1.0	ug/L	1	B4D0607	04/29/14 18:53	04/29/14 18:53	EPA 8260B
1,1,2-Trichlorotrifluoroethane		<	1.0	ug/L	1	B4D0607	04/29/14 18:53	04/29/14 18:53	EPA 8260B
1,1-Dichloroethane		<	1.0	ug/L	1	B4D0607	04/29/14 18:53	04/29/14 18:53	EPA 8260B
1,1-Dichloroethene		<	1.0	ug/L	1	B4D0607	04/29/14 18:53	04/29/14 18:53	EPA 8260B
1,1-Dichloropropene		<	1.0	ug/L	1	B4D0607	04/29/14 18:53	04/29/14 18:53	EPA 8260B
1,2,3-Trichlorobenzene		<	1.0	ug/L	1	B4D0607	04/29/14 18:53	04/29/14 18:53	EPA 8260B
1,2,3-Trichloropropane		<	1.0	ug/L	1	B4D0607	04/29/14 18:53	04/29/14 18:53	EPA 8260B
1,2,4-Trichlorobenzene		<	1.0	ug/L	1	B4D0607	04/29/14 18:53	04/29/14 18:53	EPA 8260B
1,2,4-Trimethylbenzene		<	1.0	ug/L	1	B4D0607	04/29/14 18:53	04/29/14 18:53	EPA 8260B
1,2-Dibromo-3-chloropropane (DBCP)		<	5.0	ug/L	1	B4D0607	04/29/14 18:53	04/29/14 18:53	EPA 8260B
1,2-Dibromoethane (EDB)		<	1.0	ug/L	1	B4D0607	04/29/14 18:53	04/29/14 18:53	EPA 8260B
1,2-Dichlorobenzene		<	1.0	ug/L	1	B4D0607	04/29/14 18:53	04/29/14 18:53	EPA 8260B
1,2-Dichloroethane		<	1.0	ug/L	1	B4D0607	04/29/14 18:53	04/29/14 18:53	EPA 8260B
1,2-Dichloropropane		<	1.0	ug/L	1	B4D0607	04/29/14 18:53	04/29/14 18:53	EPA 8260B
1,3,5-Trimethylbenzene		<	1.0	ug/L	1	B4D0607	04/29/14 18:53	04/29/14 18:53	EPA 8260B
1,3-Dichlorobenzene		<	1.0	ug/L	1	B4D0607	04/29/14 18:53	04/29/14 18:53	EPA 8260B
1,3-Dichloropropane		<	1.0	ug/L	1	B4D0607	04/29/14 18:53	04/29/14 18:53	EPA 8260B
1,4-Dichlorobenzene		<	1.0	ug/L	1	B4D0607	04/29/14 18:53	04/29/14 18:53	EPA 8260B

FINAL REPORT

Report ID: 05212014153800

Authorized by:

The results in this report apply only to the samples analyzed.
This report must not be reproduced, except in full, without the written approval of the laboratory.

Paul Moyer, Environmental Laboratory Manager
Public Health Laboratory, Minnesota Department of Health

Minnesota Department of Health
Public Health Laboratory
Environmental Laboratory Section
601 Robert St. N., P.O. Box 64899
St. Paul, MN 55164-0899
651-201-5300

Final Report
Analytical Results

Program Code: PL
Program Name: Metro MERLA-SF
Collected By: Ben Klaus
Collector ID: None

Project ID: St. Louis Park Solvent Plume
Facility Name/ID: None
City: None
Generated: 05/21/14 15:37

MDH Sample Number: 14D1723-09

Location ID: None
Field Name: None
Sampling Point: B1-W-N(38-42)
QA Type: None

Collect Date: 04/23/14
Collect Time: 8:30
Matrix: Non-potable Water

Field Residual Chlorine Result: None
Field Fluoride Result: None
Field pH Result: None
Field PO_4 Result: None

Receiving Comments: Non-MDH containers received/Temp > 6 C. CAH

Results were produced by the Minnesota Department of Health, except where noted.

VOCs by GCMS - Continued

Analyte	Analyte Qualifier(s)	Result	Reporting Limit	Units	Dilution	Batch	Prepared	Analyzed	Method
2,2-Dichloropropane	QV	<	1.0	ug/L	1	B4D0607	04/29/14 18:53	04/29/14 18:53	EPA 8260B
2-Chlorotoluene		<	1.0	ug/L	1	B4D0607	04/29/14 18:53	04/29/14 18:53	EPA 8260B
4-Chlorotoluene		<	1.0	ug/L	1	B4D0607	04/29/14 18:53	04/29/14 18:53	EPA 8260B
Acetone		<	20	ug/L	1	B4D0607	04/29/14 18:53	04/29/14 18:53	EPA 8260B
Allyl chloride		<	1.0	ug/L	1	B4D0607	04/29/14 18:53	04/29/14 18:53	EPA 8260B
Benzene		<	1.0	ug/L	1	B4D0607	04/29/14 18:53	04/29/14 18:53	EPA 8260B
Bromobenzene		<	1.0	ug/L	1	B4D0607	04/29/14 18:53	04/29/14 18:53	EPA 8260B
Bromochloromethane		<	1.0	ug/L	1	B4D0607	04/29/14 18:53	04/29/14 18:53	EPA 8260B
Bromodichloromethane		<	1.0	ug/L	1	B4D0607	04/29/14 18:53	04/29/14 18:53	EPA 8260B
Bromoform		<	1.0	ug/L	1	B4D0607	04/29/14 18:53	04/29/14 18:53	EPA 8260B
Bromomethane		<	2.0	ug/L	1	B4D0607	04/29/14 18:53	04/29/14 18:53	EPA 8260B
Carbon tetrachloride		<	1.0	ug/L	1	B4D0607	04/29/14 18:53	04/29/14 18:53	EPA 8260B
Chlorobenzene		<	1.0	ug/L	1	B4D0607	04/29/14 18:53	04/29/14 18:53	EPA 8260B
Chlorodibromomethane		<	1.0	ug/L	1	B4D0607	04/29/14 18:53	04/29/14 18:53	EPA 8260B
Chloroethane		<	1.0	ug/L	1	B4D0607	04/29/14 18:53	04/29/14 18:53	EPA 8260B
Chloroform		<	1.0	ug/L	1	B4D0607	04/29/14 18:53	04/29/14 18:53	EPA 8260B
Chloromethane		<	1.0	ug/L	1	B4D0607	04/29/14 18:53	04/29/14 18:53	EPA 8260B
cis-1,2-Dichloroethene		<	1.0	ug/L	1	B4D0607	04/29/14 18:53	04/29/14 18:53	EPA 8260B
cis-1,3-Dichloropropene		<	1.0	ug/L	1	B4D0607	04/29/14 18:53	04/29/14 18:53	EPA 8260B
Dibromomethane		<	1.0	ug/L	1	B4D0607	04/29/14 18:53	04/29/14 18:53	EPA 8260B
Dichlorodifluoromethane	QV	<	1.0	ug/L	1	B4D0607	04/29/14 18:53	04/29/14 18:53	EPA 8260B
Dichlorofluoromethane		<	1.0	ug/L	1	B4D0607	04/29/14 18:53	04/29/14 18:53	EPA 8260B
Ethyl ether		<	1.0	ug/L	1	B4D0607	04/29/14 18:53	04/29/14 18:53	EPA 8260B
Ethylbenzene		<	1.0	ug/L	1	B4D0607	04/29/14 18:53	04/29/14 18:53	EPA 8260B
Hexachlorobutadiene		<	1.0	ug/L	1	B4D0607	04/29/14 18:53	04/29/14 18:53	EPA 8260B
Isopropylbenzene		<	1.0	ug/L	1	B4D0607	04/29/14 18:53	04/29/14 18:53	EPA 8260B
Methyl ethyl ketone (MEK)		<	10	ug/L	1	B4D0607	04/29/14 18:53	04/29/14 18:53	EPA 8260B

FINAL REPORT

Report ID: 05212014153800

Authorized by:

Paul Moyer, Environmental Laboratory Manager
Public Health Laboratory, Minnesota Department of Health

The results in this report apply only to the samples analyzed.
This report must not be reproduced, except in full, without the written approval of the laboratory.

Minnesota Department of Health
Public Health Laboratory
Environmental Laboratory Section
601 Robert St. N., P.O. Box 64899
St. Paul, MN 55164-0899
651-201-5300

Final Report
Analytical Results

Program Code: PL
Program Name: Metro MERLA-SF
Collected By: Ben Klaus
Collector ID: None

Project ID: St. Louis Park Solvent Plume
Facility Name/ID: None
City: None
Generated: 05/21/14 15:37

MDH Sample Number: 14D1723-09

Location ID: None
Field Name: None
Sampling Point: B1-W-N(38-42)
QA Type: None

Collect Date: 04/23/14
Collect Time: 8:30
Matrix: Non-potable Water

Field Residual Chlorine Result: None
Field Fluoride Result: None
Field pH Result: None
Field PO_4 Result: None

Receiving Comments: Non-MDH containers received/Temp > 6 C. CAH

Results were produced by the Minnesota Department of Health, except where noted.

VOCs by GCMS - Continued

Analyte	Analyte Qualifier(s)	Result	Reporting Limit	Units	Dilution	Batch	Prepared	Analyzed	Method
Methyl isobutyl ketone (MIBK)		<	5.0	ug/L	1	B4D0607	04/29/14 18:53	04/29/14 18:53	EPA 8260B
Methyl tertiary butyl ether (MTBE)		<	2.0	ug/L	1	B4D0607	04/29/14 18:53	04/29/14 18:53	EPA 8260B
Methylene chloride		<	2.0	ug/L	1	B4D0607	04/29/14 18:53	04/29/14 18:53	EPA 8260B
Naphthalene		**5.4**	1.0	ug/L	1	B4D0607	04/29/14 18:53	04/29/14 18:53	EPA 8260B
n-Butylbenzene		<	1.0	ug/L	1	B4D0607	04/29/14 18:53	04/29/14 18:53	EPA 8260B
n-Propylbenzene		<	1.0	ug/L	1	B4D0607	04/29/14 18:53	04/29/14 18:53	EPA 8260B
o-Xylene		<	1.0	ug/L	1	B4D0607	04/29/14 18:53	04/29/14 18:53	EPA 8260B
p&m-Xylene		<	1.0	ug/L	1	B4D0607	04/29/14 18:53	04/29/14 18:53	EPA 8260B
p-Isopropyltoluene		<	1.0	ug/L	1	B4D0607	04/29/14 18:53	04/29/14 18:53	EPA 8260B
sec-Butylbenzene		<	1.0	ug/L	1	B4D0607	04/29/14 18:53	04/29/14 18:53	EPA 8260B
Styrene		<	1.0	ug/L	1	B4D0607	04/29/14 18:53	04/29/14 18:53	EPA 8260B
tert-Butylbenzene		<	1.0	ug/L	1	B4D0607	04/29/14 18:53	04/29/14 18:53	EPA 8260B
Tetrachloroethene		<	1.0	ug/L	1	B4D0607	04/29/14 18:53	04/29/14 18:53	EPA 8260B
Tetrahydrofuran (THF)		<	10	ug/L	1	B4D0607	04/29/14 18:53	04/29/14 18:53	EPA 8260B
Toluene		<	1.0	ug/L	1	B4D0607	04/29/14 18:53	04/29/14 18:53	EPA 8260B
trans-1,2-Dichloroethene		<	1.0	ug/L	1	B4D0607	04/29/14 18:53	04/29/14 18:53	EPA 8260B
trans-1,3-Dichloropropene		<	1.0	ug/L	1	B4D0607	04/29/14 18:53	04/29/14 18:53	EPA 8260B
Trichloroethene (TCE)		**9.4**	1.0	ug/L	1	B4D0607	04/29/14 18:53	04/29/14 18:53	EPA 8260B
Trichlorofluoromethane		<	1.0	ug/L	1	B4D0607	04/29/14 18:53	04/29/14 18:53	EPA 8260B
Vinyl chloride		<	1.0	ug/L	1	B4D0607	04/29/14 18:53	04/29/14 18:53	EPA 8260B

Authorized by:

Paul Moyer, Environmental Laboratory Manager
Public Health Laboratory, Minnesota Department of Health

The results in this report apply only to the samples analyzed.
This report must not be reproduced, except in full, without the written approval of the laboratory.

Minnesota Department of Health
Public Health Laboratory
Environmental Laboratory Section
601 Robert St. N., P.O. Box 64899
St. Paul, MN 55164-0899
651-201-5300

Final Report
Analytical Results

Program Code: PL
Program Name: Metro MERLA-SF
Collected By: Ben Klaus
Collector ID: None

Project ID: St. Louis Park Solvent Plume
Facility Name/ID: None
City: None
Generated: 05/21/14 15:37

MDH Sample Number: 14D1723-10

Location ID: None
Field Name: None
Sampling Point: B1-W-N(52-56)
QA Type: None

Collect Date: 04/23/14
Collect Time: 11:00
Matrix: Non-potable Water

Field Residual Chlorine Result: None
Field Fluoride Result: None
Field pH Result: None
Field PO_4 Result: None

Receiving Comments: Non-MDH containers received/Temp > 6 C. CAH

Results were produced by the Minnesota Department of Health, except where noted.

VOCs by GCMS

Analyte	Analyte Qualifier(s)	Result	Reporting Limit	Units	Dilution	Batch	Prepared	Analyzed	Method
Surrogate: 1,2-Dichlorobenzene-d4		*102*	*70-130*	%	*1*	*B4D0694*	*04/30/14 20:44*	*04/30/14 20:44*	*EPA 8260B*
Surrogate: 1,2-Dichloroethane-d4		*103*	*70-130*	%	*1*	*B4D0694*	*04/30/14 20:44*	*04/30/14 20:44*	*EPA 8260B*
Surrogate: 4-Bromofluorobenzene		*100*	*70-130*	%	*1*	*B4D0694*	*04/30/14 20:44*	*04/30/14 20:44*	*EPA 8260B*
Surrogate: Dibromofluoromethane		*101*	*70-130*	%	*1*	*B4D0694*	*04/30/14 20:44*	*04/30/14 20:44*	*EPA 8260B*
Surrogate: Toluene-d8		*102*	*70-130*	%	*1*	*B4D0694*	*04/30/14 20:44*	*04/30/14 20:44*	*EPA 8260B*
1,1,1,2-Tetrachloroethane	D2	<	10	ug/L	1	B4D0694	04/30/14 20:44	04/30/14 20:44	EPA 8260B
1,1,1-Trichloroethane	D2	<	10	ug/L	1	B4D0694	04/30/14 20:44	04/30/14 20:44	EPA 8260B
1,1,2,2-Tetrachloroethane	D2	<	10	ug/L	1	B4D0694	04/30/14 20:44	04/30/14 20:44	EPA 8260B
1,1,2-Trichloroethane	D2	<	10	ug/L	1	B4D0694	04/30/14 20:44	04/30/14 20:44	EPA 8260B
1,1,2-Trichlorotrifluoroethane	D2	<	10	ug/L	1	B4D0694	04/30/14 20:44	04/30/14 20:44	EPA 8260B
1,1-Dichloroethane	D2	<	10	ug/L	1	B4D0694	04/30/14 20:44	04/30/14 20:44	EPA 8260B
1,1-Dichloroethene	D2	<	10	ug/L	1	B4D0694	04/30/14 20:44	04/30/14 20:44	EPA 8260B
1,1-Dichloropropene	D2	<	10	ug/L	1	B4D0694	04/30/14 20:44	04/30/14 20:44	EPA 8260B
1,2,3-Trichlorobenzene	D2	<	10	ug/L	1	B4D0694	04/30/14 20:44	04/30/14 20:44	EPA 8260B
1,2,3-Trichloropropane	D2	<	10	ug/L	1	B4D0694	04/30/14 20:44	04/30/14 20:44	EPA 8260B
1,2,4-Trichlorobenzene	D2	<	10	ug/L	1	B4D0694	04/30/14 20:44	04/30/14 20:44	EPA 8260B
1,2,4-Trimethylbenzene	D2	**86**	10	ug/L	1	B4D0694	04/30/14 20:44	04/30/14 20:44	EPA 8260B
1,2-Dibromo-3-chloropropane (DBCP)	D2	<	50	ug/L	1	B4D0694	04/30/14 20:44	04/30/14 20:44	EPA 8260B
1,2-Dibromoethane (EDB)	D2	<	10	ug/L	1	B4D0694	04/30/14 20:44	04/30/14 20:44	EPA 8260B
1,2-Dichlorobenzene	D2	<	10	ug/L	1	B4D0694	04/30/14 20:44	04/30/14 20:44	EPA 8260B
1,2-Dichloroethane	D2	<	10	ug/L	1	B4D0694	04/30/14 20:44	04/30/14 20:44	EPA 8260B
1,2-Dichloropropane	D2	<	10	ug/L	1	B4D0694	04/30/14 20:44	04/30/14 20:44	EPA 8260B
1,3,5-Trimethylbenzene	D2	**13**	10	ug/L	1	B4D0694	04/30/14 20:44	04/30/14 20:44	EPA 8260B
1,3-Dichlorobenzene	D2	<	10	ug/L	1	B4D0694	04/30/14 20:44	04/30/14 20:44	EPA 8260B
1,3-Dichloropropane	D2	<	10	ug/L	1	B4D0694	04/30/14 20:44	04/30/14 20:44	EPA 8260B
1,4-Dichlorobenzene	D2	<	10	ug/L	1	B4D0694	04/30/14 20:44	04/30/14 20:44	EPA 8260B

FINAL REPORT

Report ID: 05212014153800

Authorized by:

Paul Moyer, Environmental Laboratory Manager
Public Health Laboratory, Minnesota Department of Health

The results in this report apply only to the samples analyzed.
This report must not be reproduced, except in full, without the written approval of the laboratory.

Minnesota Department of Health
Public Health Laboratory
Environmental Laboratory Section
601 Robert St. N., P.O. Box 64899
St. Paul, MN 55164-0899
651-201-5300

Final Report
Analytical Results

Program Code: PL
Program Name: Metro MERLA-SF
Collected By: Ben Klaus
Collector ID: None

Project ID: St. Louis Park Solvent Plume
Facility Name/ID: None
City: None
Generated: 05/21/14 15:37

MDH Sample Number: 14D1723-10

Location ID: None
Field Name: None
Sampling Point: B1-W-N(52-56)
QA Type: None

Collect Date: 04/23/14
Collect Time: 11:00
Matrix: Non-potable Water

Field Residual Chlorine Result: None
Field Fluoride Result: None
Field pH Result: None
Field PO_4 Result: None

Receiving Comments: Non-MDH containers received/Temp > 6 C. CAH

Results were produced by the Minnesota Department of Health, except where noted.

VOCs by GCMS - Continued

Analyte	Analyte Qualifier(s)	Result	Reporting Limit	Units	Dilution	Batch	Prepared	Analyzed	Method
2,2-Dichloropropane	D2	<	10	ug/L	1	B4D0694	04/30/14 20:44	04/30/14 20:44	EPA 8260B
2-Chlorotoluene	D2	<	10	ug/L	1	B4D0694	04/30/14 20:44	04/30/14 20:44	EPA 8260B
4-Chlorotoluene	D2	<	10	ug/L	1	B4D0694	04/30/14 20:44	04/30/14 20:44	EPA 8260B
Acetone	D2	<	200	ug/L	1	B4D0694	04/30/14 20:44	04/30/14 20:44	EPA 8260B
Allyl chloride	D2	<	10	ug/L	1	B4D0694	04/30/14 20:44	04/30/14 20:44	EPA 8260B
Benzene	D2	**82**	10	ug/L	1	B4D0694	04/30/14 20:44	04/30/14 20:44	EPA 8260B
Bromobenzene	D2	<	10	ug/L	1	B4D0694	04/30/14 20:44	04/30/14 20:44	EPA 8260B
Bromochloromethane	D2	<	10	ug/L	1	B4D0694	04/30/14 20:44	04/30/14 20:44	EPA 8260B
Bromodichloromethane	D2	<	10	ug/L	1	B4D0694	04/30/14 20:44	04/30/14 20:44	EPA 8260B
Bromoform	D2	<	10	ug/L	1	B4D0694	04/30/14 20:44	04/30/14 20:44	EPA 8260B
Bromomethane	D2	<	20	ug/L	1	B4D0694	04/30/14 20:44	04/30/14 20:44	EPA 8260B
Carbon tetrachloride	D2	<	10	ug/L	1	B4D0694	04/30/14 20:44	04/30/14 20:44	EPA 8260B
Chlorobenzene	D2	<	10	ug/L	1	B4D0694	04/30/14 20:44	04/30/14 20:44	EPA 8260B
Chlorodibromomethane	D2	<	10	ug/L	1	B4D0694	04/30/14 20:44	04/30/14 20:44	EPA 8260B
Chloroethane	D2	<	10	ug/L	1	B4D0694	04/30/14 20:44	04/30/14 20:44	EPA 8260B
Chloroform	D2	<	10	ug/L	1	B4D0694	04/30/14 20:44	04/30/14 20:44	EPA 8260B
Chloromethane	D2	<	10	ug/L	1	B4D0694	04/30/14 20:44	04/30/14 20:44	EPA 8260B
cis-1,2-Dichloroethene	D2	<	10	ug/L	1	B4D0694	04/30/14 20:44	04/30/14 20:44	EPA 8260B
cis-1,3-Dichloropropene	D2	<	10	ug/L	1	B4D0694	04/30/14 20:44	04/30/14 20:44	EPA 8260B
Dibromomethane	D2	<	10	ug/L	1	B4D0694	04/30/14 20:44	04/30/14 20:44	EPA 8260B
Dichlorodifluoromethane	D2	<	10	ug/L	1	B4D0694	04/30/14 20:44	04/30/14 20:44	EPA 8260B
Dichlorofluoromethane	D2	<	10	ug/L	1	B4D0694	04/30/14 20:44	04/30/14 20:44	EPA 8260B
Ethyl ether	D2	<	10	ug/L	1	B4D0694	04/30/14 20:44	04/30/14 20:44	EPA 8260B
Ethylbenzene	D2	**110**	10	ug/L	1	B4D0694	04/30/14 20:44	04/30/14 20:44	EPA 8260B
Hexachlorobutadiene	D2	<	10	ug/L	1	B4D0694	04/30/14 20:44	04/30/14 20:44	EPA 8260B
Isopropylbenzene	D2	**14**	10	ug/L	1	B4D0694	04/30/14 20:44	04/30/14 20:44	EPA 8260B
Methyl ethyl ketone (MEK)	D2	<	100	ug/L	1	B4D0694	04/30/14 20:44	04/30/14 20:44	EPA 8260B

FINAL REPORT

Report ID: 05212014153800

Authorized by:

Paul Moyer, Environmental Laboratory Manager
Public Health Laboratory, Minnesota Department of Health

The results in this report apply only to the samples analyzed.
This report must not be reproduced, except in full, without the written approval of the laboratory.

Minnesota Department of Health
Public Health Laboratory
Environmental Laboratory Section
601 Robert St. N., P.O. Box 64899
St. Paul, MN 55164-0899
651-201-5300

Final Report
Analytical Results

Program Code: PL
Program Name: Metro MERLA-SF
Collected By: Ben Klaus
Collector ID: None

Project ID: St. Louis Park Solvent Plume
Facility Name/ID: None
City: None
Generated: 05/21/14 15:37

MDH Sample Number: 14D1723-10

Location ID: None
Field Name: None
Sampling Point: B1-W-N(52-56)
QA Type: None

Collect Date: 04/23/14
Collect Time: 11:00
Matrix: Non-potable Water

Field Residual Chlorine Result: None
Field Fluoride Result: None
Field pH Result: None
Field PO_4 Result: None

Receiving Comments: Non-MDH containers received/Temp > 6 C. CAH

Results were produced by the Minnesota Department of Health, except where noted.

VOCs by GCMS - Continued

Analyte	Analyte Qualifier(s)	Result	Reporting Limit	Units	Dilution	Batch	Prepared	Analyzed	Method
Methyl isobutyl ketone (MIBK)	D2	<	50	ug/L	1	B4D0694	04/30/14 20:44	04/30/14 20:44	EPA 8260B
Methyl tertiary butyl ether (MTBE)	D2	<	20	ug/L	1	B4D0694	04/30/14 20:44	04/30/14 20:44	EPA 8260B
Methylene chloride	D2	<	20	ug/L	1	B4D0694	04/30/14 20:44	04/30/14 20:44	EPA 8260B
n-Butylbenzene	D2	<	10	ug/L	1	B4D0694	04/30/14 20:44	04/30/14 20:44	EPA 8260B
n-Propylbenzene	D2	<	10	ug/L	1	B4D0694	04/30/14 20:44	04/30/14 20:44	EPA 8260B
o-Xylene	D2	**71**	10	ug/L	1	B4D0694	04/30/14 20:44	04/30/14 20:44	EPA 8260B
p&m-Xylene	D2	**43**	10	ug/L	1	B4D0694	04/30/14 20:44	04/30/14 20:44	EPA 8260B
p-Isopropyltoluene	D2	<	10	ug/L	1	B4D0694	04/30/14 20:44	04/30/14 20:44	EPA 8260B
sec-Butylbenzene	D2	<	10	ug/L	1	B4D0694	04/30/14 20:44	04/30/14 20:44	EPA 8260B
Styrene	D2	<	10	ug/L	1	B4D0694	04/30/14 20:44	04/30/14 20:44	EPA 8260B
tert-Butylbenzene	D2	<	10	ug/L	1	B4D0694	04/30/14 20:44	04/30/14 20:44	EPA 8260B
Tetrachloroethene	D2	<	10	ug/L	1	B4D0694	04/30/14 20:44	04/30/14 20:44	EPA 8260B
Tetrahydrofuran (THF)	D2	<	100	ug/L	1	B4D0694	04/30/14 20:44	04/30/14 20:44	EPA 8260B
Toluene	D2	<	10	ug/L	1	B4D0694	04/30/14 20:44	04/30/14 20:44	EPA 8260B
trans-1,2-Dichloroethene	D2	<	10	ug/L	1	B4D0694	04/30/14 20:44	04/30/14 20:44	EPA 8260B
trans-1,3-Dichloropropene	D2	<	10	ug/L	1	B4D0694	04/30/14 20:44	04/30/14 20:44	EPA 8260B
Trichloroethene (TCE)	D2	<	10	ug/L	1	B4D0694	04/30/14 20:44	04/30/14 20:44	EPA 8260B
Trichlorofluoromethane	D2	<	10	ug/L	1	B4D0694	04/30/14 20:44	04/30/14 20:44	EPA 8260B
Vinyl chloride	D2	<	10	ug/L	1	B4D0694	04/30/14 20:44	04/30/14 20:44	EPA 8260B

Authorized by:

Paul Moyer, Environmental Laboratory Manager
Public Health Laboratory, Minnesota Department of Health

The results in this report apply only to the samples analyzed.
This report must not be reproduced, except in full, without the written approval of the laboratory.

Minnesota Department of Health
Public Health Laboratory
Environmental Laboratory Section
601 Robert St. N., P.O. Box 64899
St. Paul, MN 55164-0899
651-201-5300

Final Report
Analytical Results

Program Code: PL
Program Name: Metro MERLA-SF
Collected By: Ben Klaus
Collector ID: None

Project ID: St. Louis Park Solvent Plume
Facility Name/ID: None
City: None
Generated: 05/21/14 15:37

MDH Sample Number: 14D1723-10RE1

Location ID: None
Field Name: None
Sampling Point: B1-W-N(52-56)
QA Type: None

Collect Date: 04/23/14
Collect Time: 11:00
Matrix: Non-potable Water

Field Residual Chlorine Result: None
Field Fluoride Result: None
Field pH Result: None
Field PO_4 Result: None

Receiving Comments: Non-MDH containers received/Temp > 6 C. CAH

Results were produced by the Minnesota Department of Health, except where noted.

VOCs by GCMS

Analyte	Analyte Qualifier(s)	Result	Reporting Limit	Units	Dilution	Batch	Prepared	Analyzed	Method
Surrogate: 1,2-Dichlorobenzene-d4		*102*	*70-130*	%	*1*	*B4D0696*	*04/30/14 15:35*	*04/30/14 15:35*	*EPA 8260B*
Surrogate: 1,2-Dichloroethane-d4		*103*	*70-130*	%	*1*	*B4D0696*	*04/30/14 15:35*	*04/30/14 15:35*	*EPA 8260B*
Surrogate: 4-Bromofluorobenzene		*100*	*70-130*	%	*1*	*B4D0696*	*04/30/14 15:35*	*04/30/14 15:35*	*EPA 8260B*
Surrogate: Dibromofluoromethane		*100*	*70-130*	%	*1*	*B4D0696*	*04/30/14 15:35*	*04/30/14 15:35*	*EPA 8260B*
Surrogate: Toluene-d8		*102*	*70-130*	%	*1*	*B4D0696*	*04/30/14 15:35*	*04/30/14 15:35*	*EPA 8260B*
Naphthalene	D2	**3500**	100	ug/L	1	B4D0696	04/30/14 15:35	04/30/14 15:35	EPA 8260B

FINAL REPORT

Report ID: 05212014153800

Authorized by:

Paul Moyer, Environmental Laboratory Manager
Public Health Laboratory, Minnesota Department of Health

The results in this report apply only to the samples analyzed.
This report must not be reproduced, except in full, without the written approval of the laboratory.

Minnesota Department of Health
Public Health Laboratory
Environmental Laboratory Section
601 Robert St. N., P.O. Box 64899
St. Paul, MN 55164-0899
651-201-5300

Final Report
Analytical Results

Program Code: PL
Program Name: Metro MERLA-SF
Collected By: Ben Klaus
Collector ID: None

Project ID: St. Louis Park Solvent Plume
Facility Name/ID: None
City: None
Generated: 05/21/14 15:37

MDH Sample Number: 14D1723-11

Location ID: None
Field Name: None
Sampling Point: B1-W-Y(52-56)
QA Type: None

Collect Date: 04/23/14
Collect Time: 11:05
Matrix: Non-potable Water

Field Residual Chlorine Result: None
Field Fluoride Result: None
Field pH Result: None
Field PO_4 Result: None

Receiving Comments: Non-MDH containers received/Temp > 6 C. CAH

Results were produced by the Minnesota Department of Health, except where noted.

VOCs by GCMS

Analyte	Analyte Qualifier(s)	Result	Reporting Limit	Units	Dilution	Batch	Prepared	Analyzed	Method
Surrogate: 1,2-Dichlorobenzene-d4		*104*	*70-130*	%	*1*	*B4D0694*	*04/30/14 21:10*	*04/30/14 21:10*	*EPA 8260B*
Surrogate: 1,2-Dichloroethane-d4		*100*	*70-130*	%	*1*	*B4D0694*	*04/30/14 21:10*	*04/30/14 21:10*	*EPA 8260B*
Surrogate: 4-Bromofluorobenzene		*101*	*70-130*	%	*1*	*B4D0694*	*04/30/14 21:10*	*04/30/14 21:10*	*EPA 8260B*
Surrogate: Dibromofluoromethane		*101*	*70-130*	%	*1*	*B4D0694*	*04/30/14 21:10*	*04/30/14 21:10*	*EPA 8260B*
Surrogate: Toluene-d8		*102*	*70-130*	%	*1*	*B4D0694*	*04/30/14 21:10*	*04/30/14 21:10*	*EPA 8260B*
1,1,1,2-Tetrachloroethane	D2	<	10	ug/L	1	B4D0694	04/30/14 21:10	04/30/14 21:10	EPA 8260B
1,1,1-Trichloroethane	D2	<	10	ug/L	1	B4D0694	04/30/14 21:10	04/30/14 21:10	EPA 8260B
1,1,2,2-Tetrachloroethane	D2	<	10	ug/L	1	B4D0694	04/30/14 21:10	04/30/14 21:10	EPA 8260B
1,1,2-Trichloroethane	D2	<	10	ug/L	1	B4D0694	04/30/14 21:10	04/30/14 21:10	EPA 8260B
1,1,2-Trichlorotrifluoroethane	D2	<	10	ug/L	1	B4D0694	04/30/14 21:10	04/30/14 21:10	EPA 8260B
1,1-Dichloroethane	D2	<	10	ug/L	1	B4D0694	04/30/14 21:10	04/30/14 21:10	EPA 8260B
1,1-Dichloroethene	D2	<	10	ug/L	1	B4D0694	04/30/14 21:10	04/30/14 21:10	EPA 8260B
1,1-Dichloropropene	D2	<	10	ug/L	1	B4D0694	04/30/14 21:10	04/30/14 21:10	EPA 8260B
1,2,3-Trichlorobenzene	D2	<	10	ug/L	1	B4D0694	04/30/14 21:10	04/30/14 21:10	EPA 8260B
1,2,3-Trichloropropane	D2	<	10	ug/L	1	B4D0694	04/30/14 21:10	04/30/14 21:10	EPA 8260B
1,2,4-Trichlorobenzene	D2	<	10	ug/L	1	B4D0694	04/30/14 21:10	04/30/14 21:10	EPA 8260B
1,2,4-Trimethylbenzene	D2	**79**	10	ug/L	1	B4D0694	04/30/14 21:10	04/30/14 21:10	EPA 8260B
1,2-Dibromo-3-chloropropane (DBCP)	D2	<	50	ug/L	1	B4D0694	04/30/14 21:10	04/30/14 21:10	EPA 8260B
1,2-Dibromoethane (EDB)	D2	<	10	ug/L	1	B4D0694	04/30/14 21:10	04/30/14 21:10	EPA 8260B
1,2-Dichlorobenzene	D2	<	10	ug/L	1	B4D0694	04/30/14 21:10	04/30/14 21:10	EPA 8260B
1,2-Dichloroethane	D2	<	10	ug/L	1	B4D0694	04/30/14 21:10	04/30/14 21:10	EPA 8260B
1,2-Dichloropropane	D2	<	10	ug/L	1	B4D0694	04/30/14 21:10	04/30/14 21:10	EPA 8260B
1,3,5-Trimethylbenzene	D2	**12**	10	ug/L	1	B4D0694	04/30/14 21:10	04/30/14 21:10	EPA 8260B
1,3-Dichlorobenzene	D2	<	10	ug/L	1	B4D0694	04/30/14 21:10	04/30/14 21:10	EPA 8260B
1,3-Dichloropropane	D2	<	10	ug/L	1	B4D0694	04/30/14 21:10	04/30/14 21:10	EPA 8260B
1,4-Dichlorobenzene	D2	<	10	ug/L	1	B4D0694	04/30/14 21:10	04/30/14 21:10	EPA 8260B

FINAL REPORT

Report ID: 05212014153800

Authorized by:

The results in this report apply only to the samples analyzed.
This report must not be reproduced, except in full, without the written approval of the laboratory.

Paul Moyer, Environmental Laboratory Manager
Public Health Laboratory, Minnesota Department of Health

Minnesota Department of Health
Public Health Laboratory
Environmental Laboratory Section
601 Robert St. N., P.O. Box 64899
St. Paul, MN 55164-0899
651-201-5300

Final Report
Analytical Results

Program Code: PL
Program Name: Metro MERLA-SF
Collected By: Ben Klaus
Collector ID: None

Project ID: St. Louis Park Solvent Plume
Facility Name/ID: None
City: None
Generated: 05/21/14 15:37

MDH Sample Number: 14D1723-11

Location ID: None
Field Name: None
Sampling Point: B1-W-Y(52-56)
QA Type: None

Collect Date: 04/23/14
Collect Time: 11:05
Matrix: Non-potable Water

Field Residual Chlorine Result: None
Field Fluoride Result: None
Field pH Result: None
Field PO_4 Result: None

Receiving Comments: Non-MDH containers received/Temp > 6 C. CAH

Results were produced by the Minnesota Department of Health, except where noted.

VOCs by GCMS - Continued

Analyte	Analyte Qualifier(s)	Result	Reporting Limit	Units	Dilution	Batch	Prepared	Analyzed	Method
2,2-Dichloropropane	D2	<	10	ug/L	1	B4D0694	04/30/14 21:10	04/30/14 21:10	EPA 8260B
2-Chlorotoluene	D2	<	10	ug/L	1	B4D0694	04/30/14 21:10	04/30/14 21:10	EPA 8260B
4-Chlorotoluene	D2	<	10	ug/L	1	B4D0694	04/30/14 21:10	04/30/14 21:10	EPA 8260B
Acetone	D2	<	200	ug/L	1	B4D0694	04/30/14 21:10	04/30/14 21:10	EPA 8260B
Allyl chloride	D2	<	10	ug/L	1	B4D0694	04/30/14 21:10	04/30/14 21:10	EPA 8260B
Benzene	D2	**81**	10	ug/L	1	B4D0694	04/30/14 21:10	04/30/14 21:10	EPA 8260B
Bromobenzene	D2	<	10	ug/L	1	B4D0694	04/30/14 21:10	04/30/14 21:10	EPA 8260B
Bromochloromethane	D2	<	10	ug/L	1	B4D0694	04/30/14 21:10	04/30/14 21:10	EPA 8260B
Bromodichloromethane	D2	<	10	ug/L	1	B4D0694	04/30/14 21:10	04/30/14 21:10	EPA 8260B
Bromoform	D2	<	10	ug/L	1	B4D0694	04/30/14 21:10	04/30/14 21:10	EPA 8260B
Bromomethane	D2	<	20	ug/L	1	B4D0694	04/30/14 21:10	04/30/14 21:10	EPA 8260B
Carbon tetrachloride	D2	<	10	ug/L	1	B4D0694	04/30/14 21:10	04/30/14 21:10	EPA 8260B
Chlorobenzene	D2	<	10	ug/L	1	B4D0694	04/30/14 21:10	04/30/14 21:10	EPA 8260B
Chlorodibromomethane	D2	<	10	ug/L	1	B4D0694	04/30/14 21:10	04/30/14 21:10	EPA 8260B
Chloroethane	D2	<	10	ug/L	1	B4D0694	04/30/14 21:10	04/30/14 21:10	EPA 8260B
Chloroform	D2	<	10	ug/L	1	B4D0694	04/30/14 21:10	04/30/14 21:10	EPA 8260B
Chloromethane	D2	<	10	ug/L	1	B4D0694	04/30/14 21:10	04/30/14 21:10	EPA 8260B
cis-1,2-Dichloroethene	D2	<	10	ug/L	1	B4D0694	04/30/14 21:10	04/30/14 21:10	EPA 8260B
cis-1,3-Dichloropropene	D2	<	10	ug/L	1	B4D0694	04/30/14 21:10	04/30/14 21:10	EPA 8260B
Dibromomethane	D2	<	10	ug/L	1	B4D0694	04/30/14 21:10	04/30/14 21:10	EPA 8260B
Dichlorodifluoromethane	D2	<	10	ug/L	1	B4D0694	04/30/14 21:10	04/30/14 21:10	EPA 8260B
Dichlorofluoromethane	D2	<	10	ug/L	1	B4D0694	04/30/14 21:10	04/30/14 21:10	EPA 8260B
Ethyl ether	D2	<	10	ug/L	1	B4D0694	04/30/14 21:10	04/30/14 21:10	EPA 8260B
Ethylbenzene	D2	**110**	10	ug/L	1	B4D0694	04/30/14 21:10	04/30/14 21:10	EPA 8260B
Hexachlorobutadiene	D2	<	10	ug/L	1	B4D0694	04/30/14 21:10	04/30/14 21:10	EPA 8260B
Isopropylbenzene	D2	**13**	10	ug/L	1	B4D0694	04/30/14 21:10	04/30/14 21:10	EPA 8260B
Methyl ethyl ketone (MEK)	D2	<	100	ug/L	1	B4D0694	04/30/14 21:10	04/30/14 21:10	EPA 8260B

FINAL REPORT

Report ID: 05212014153800

Authorized by:

Paul Moyer, Environmental Laboratory Manager
Public Health Laboratory, Minnesota Department of Health

The results in this report apply only to the samples analyzed.
This report must not be reproduced, except in full, without the written approval of the laboratory.

Minnesota Department of Health
Public Health Laboratory
Environmental Laboratory Section
601 Robert St. N., P.O. Box 64899
St. Paul, MN 55164-0899
651-201-5300

Final Report
Analytical Results

Program Code: PL
Program Name: Metro MERLA-SF
Collected By: Ben Klaus
Collector ID: None

Project ID: St. Louis Park Solvent Plume
Facility Name/ID: None
City: None
Generated: 05/21/14 15:37

MDH Sample Number: 14D1723-11

Location ID: None
Field Name: None
Sampling Point: B1-W-Y(52-56)
QA Type: None

Collect Date: 04/23/14
Collect Time: 11:05
Matrix: Non-potable Water

Field Residual Chlorine Result: None
Field Fluoride Result: None
Field pH Result: None
Field PO_4 Result: None

Receiving Comments: Non-MDH containers received/Temp > 6 C. CAH

Results were produced by the Minnesota Department of Health, except where noted.

VOCs by GCMS - Continued

Analyte	Analyte Qualifier(s)	Result	Reporting Limit	Units	Dilution	Batch	Prepared	Analyzed	Method
Methyl isobutyl ketone (MIBK)	D2	<	50	ug/L	1	B4D0694	04/30/14 21:10	04/30/14 21:10	EPA 8260B
Methyl tertiary butyl ether (MTBE)	D2	<	20	ug/L	1	B4D0694	04/30/14 21:10	04/30/14 21:10	EPA 8260B
Methylene chloride	D2	<	20	ug/L	1	B4D0694	04/30/14 21:10	04/30/14 21:10	EPA 8260B
n-Butylbenzene	D2	<	10	ug/L	1	B4D0694	04/30/14 21:10	04/30/14 21:10	EPA 8260B
n-Propylbenzene	D2	<	10	ug/L	1	B4D0694	04/30/14 21:10	04/30/14 21:10	EPA 8260B
o-Xylene	D2	**68**	10	ug/L	1	B4D0694	04/30/14 21:10	04/30/14 21:10	EPA 8260B
p&m-Xylene	D2	**40**	10	ug/L	1	B4D0694	04/30/14 21:10	04/30/14 21:10	EPA 8260B
p-Isopropyltoluene	D2	<	10	ug/L	1	B4D0694	04/30/14 21:10	04/30/14 21:10	EPA 8260B
sec-Butylbenzene	D2	<	10	ug/L	1	B4D0694	04/30/14 21:10	04/30/14 21:10	EPA 8260B
Styrene	D2	<	10	ug/L	1	B4D0694	04/30/14 21:10	04/30/14 21:10	EPA 8260B
tert-Butylbenzene	D2	<	10	ug/L	1	B4D0694	04/30/14 21:10	04/30/14 21:10	EPA 8260B
Tetrachloroethene	D2	<	10	ug/L	1	B4D0694	04/30/14 21:10	04/30/14 21:10	EPA 8260B
Tetrahydrofuran (THF)	D2	<	100	ug/L	1	B4D0694	04/30/14 21:10	04/30/14 21:10	EPA 8260B
Toluene	D2	<	10	ug/L	1	B4D0694	04/30/14 21:10	04/30/14 21:10	EPA 8260B
trans-1,2-Dichloroethene	D2	<	10	ug/L	1	B4D0694	04/30/14 21:10	04/30/14 21:10	EPA 8260B
trans-1,3-Dichloropropene	D2	<	10	ug/L	1	B4D0694	04/30/14 21:10	04/30/14 21:10	EPA 8260B
Trichloroethene (TCE)	D2	<	10	ug/L	1	B4D0694	04/30/14 21:10	04/30/14 21:10	EPA 8260B
Trichlorofluoromethane	D2	<	10	ug/L	1	B4D0694	04/30/14 21:10	04/30/14 21:10	EPA 8260B
Vinyl chloride	D2	<	10	ug/L	1	B4D0694	04/30/14 21:10	04/30/14 21:10	EPA 8260B

Authorized by:

Paul Moyer, Environmental Laboratory Manager
Public Health Laboratory, Minnesota Department of Health

The results in this report apply only to the samples analyzed.
This report must not be reproduced, except in full, without the written approval of the laboratory.

Minnesota Department of Health
Public Health Laboratory
Environmental Laboratory Section
601 Robert St. N., P.O. Box 64899
St. Paul, MN 55164-0899
651-201-5300

Final Report
Analytical Results

Program Code: PL
Program Name: Metro MERLA-SF
Collected By: Ben Klaus
Collector ID: None

Project ID: St. Louis Park Solvent Plume
Facility Name/ID: None
City: None
Generated: 05/21/14 15:37

MDH Sample Number: 14D1723-11RE1

Location ID: None
Field Name: None
Sampling Point: B1-W-Y(52-56)
QA Type: None

Collect Date: 04/23/14
Collect Time: 11:05
Matrix: Non-potable Water

Field Residual Chlorine Result: None
Field Fluoride Result: None
Field pH Result: None
Field PO_4 Result: None

Receiving Comments: Non-MDH containers received/Temp > 6 C. CAH

Results were produced by the Minnesota Department of Health, except where noted.

VOCs by GCMS

Analyte	Analyte Qualifier(s)	Result	Reporting Limit	Units	Dilution	Batch	Prepared	Analyzed	Method
Surrogate: 1,2-Dichlorobenzene-d4		*102*	*70-130*	%	*1*	*B4D0696*	*04/30/14 16:02*	*04/30/14 16:02*	*EPA 8260B*
Surrogate: 1,2-Dichloroethane-d4		*100*	*70-130*	%	*1*	*B4D0696*	*04/30/14 16:02*	*04/30/14 16:02*	*EPA 8260B*
Surrogate: 4-Bromofluorobenzene		*100*	*70-130*	%	*1*	*B4D0696*	*04/30/14 16:02*	*04/30/14 16:02*	*EPA 8260B*
Surrogate: Dibromofluoromethane		*100*	*70-130*	%	*1*	*B4D0696*	*04/30/14 16:02*	*04/30/14 16:02*	*EPA 8260B*
Surrogate: Toluene-d8		*100*	*70-130*	%	*1*	*B4D0696*	*04/30/14 16:02*	*04/30/14 16:02*	*EPA 8260B*
Naphthalene	D2	**3400**	100	ug/L	1	B4D0696	04/30/14 16:02	04/30/14 16:02	EPA 8260B

FINAL REPORT

Report ID: 05212014153800

Authorized by:

The results in this report apply only to the samples analyzed.
This report must not be reproduced, except in full, without the written approval of the laboratory.

Paul Moyer, Environmental Laboratory Manager
Public Health Laboratory, Minnesota Department of Health

Minnesota Department of Health
Public Health Laboratory
Environmental Laboratory Section
601 Robert St. N., P.O. Box 64899
St. Paul, MN 55164-0899
651-201-5300

Final Report
Analytical Results

Program Code: PL
Program Name: Metro MERLA-SF
Collected By: Ben Klaus
Collector ID: None

Project ID: St. Louis Park Solvent Plume
Facility Name/ID: None
City: None
Generated: 05/21/14 15:37

MDH Sample Number: 14D1723-12

Location ID: None
Field Name: None
Sampling Point: B1-W-N(72-76)
QA Type: None

Collect Date: 04/23/14
Collect Time: 12:00
Matrix: Non-potable Water

Field Residual Chlorine Result: None
Field Fluoride Result: None
Field pH Result: None
Field PO_4 Result: None

Receiving Comments: Non-MDH containers received/Temp > 6 C. CAH

Results were produced by the Minnesota Department of Health, except where noted.

VOCs by GCMS

Analyte	Analyte Qualifier(s)	Result	Reporting Limit	Units	Dilution	Batch	Prepared	Analyzed	Method
Surrogate: 1,2-Dichlorobenzene-d4		*102*	*70-130*	%	*1*	*B4D0694*	*04/30/14 21:37*	*04/30/14 21:37*	*EPA 8260B*
Surrogate: 1,2-Dichloroethane-d4		*103*	*70-130*	%	*1*	*B4D0694*	*04/30/14 21:37*	*04/30/14 21:37*	*EPA 8260B*
Surrogate: 4-Bromofluorobenzene		*99*	*70-130*	%	*1*	*B4D0694*	*04/30/14 21:37*	*04/30/14 21:37*	*EPA 8260B*
Surrogate: Dibromofluoromethane		*100*	*70-130*	%	*1*	*B4D0694*	*04/30/14 21:37*	*04/30/14 21:37*	*EPA 8260B*
Surrogate: Toluene-d8		*101*	*70-130*	%	*1*	*B4D0694*	*04/30/14 21:37*	*04/30/14 21:37*	*EPA 8260B*
1,1,1,2-Tetrachloroethane	D2	<	10	ug/L	1	B4D0694	04/30/14 21:37	04/30/14 21:37	EPA 8260B
1,1,1-Trichloroethane	D2	<	10	ug/L	1	B4D0694	04/30/14 21:37	04/30/14 21:37	EPA 8260B
1,1,2,2-Tetrachloroethane	D2	<	10	ug/L	1	B4D0694	04/30/14 21:37	04/30/14 21:37	EPA 8260B
1,1,2-Trichloroethane	D2	<	10	ug/L	1	B4D0694	04/30/14 21:37	04/30/14 21:37	EPA 8260B
1,1,2-Trichlorotrifluoroethane	D2	<	10	ug/L	1	B4D0694	04/30/14 21:37	04/30/14 21:37	EPA 8260B
1,1-Dichloroethane	D2	<	10	ug/L	1	B4D0694	04/30/14 21:37	04/30/14 21:37	EPA 8260B
1,1-Dichloroethene	D2	<	10	ug/L	1	B4D0694	04/30/14 21:37	04/30/14 21:37	EPA 8260B
1,1-Dichloropropene	D2	<	10	ug/L	1	B4D0694	04/30/14 21:37	04/30/14 21:37	EPA 8260B
1,2,3-Trichlorobenzene	D2	<	10	ug/L	1	B4D0694	04/30/14 21:37	04/30/14 21:37	EPA 8260B
1,2,3-Trichloropropane	D2	<	10	ug/L	1	B4D0694	04/30/14 21:37	04/30/14 21:37	EPA 8260B
1,2,4-Trichlorobenzene	D2	<	10	ug/L	1	B4D0694	04/30/14 21:37	04/30/14 21:37	EPA 8260B
1,2,4-Trimethylbenzene	D2	**72**	10	ug/L	1	B4D0694	04/30/14 21:37	04/30/14 21:37	EPA 8260B
1,2-Dibromo-3-chloropropane (DBCP)	D2	<	50	ug/L	1	B4D0694	04/30/14 21:37	04/30/14 21:37	EPA 8260B
1,2-Dibromoethane (EDB)	D2	<	10	ug/L	1	B4D0694	04/30/14 21:37	04/30/14 21:37	EPA 8260B
1,2-Dichlorobenzene	D2	<	10	ug/L	1	B4D0694	04/30/14 21:37	04/30/14 21:37	EPA 8260B
1,2-Dichloroethane	D2	<	10	ug/L	1	B4D0694	04/30/14 21:37	04/30/14 21:37	EPA 8260B
1,2-Dichloropropane	D2	<	10	ug/L	1	B4D0694	04/30/14 21:37	04/30/14 21:37	EPA 8260B
1,3,5-Trimethylbenzene	D2	**16**	10	ug/L	1	B4D0694	04/30/14 21:37	04/30/14 21:37	EPA 8260B
1,3-Dichlorobenzene	D2	<	10	ug/L	1	B4D0694	04/30/14 21:37	04/30/14 21:37	EPA 8260B
1,3-Dichloropropane	D2	<	10	ug/L	1	B4D0694	04/30/14 21:37	04/30/14 21:37	EPA 8260B
1,4-Dichlorobenzene	D2	<	10	ug/L	1	B4D0694	04/30/14 21:37	04/30/14 21:37	EPA 8260B

FINAL REPORT

Report ID: 05212014153800

Authorized by:

Paul Moyer, Environmental Laboratory Manager
Public Health Laboratory, Minnesota Department of Health

The results in this report apply only to the samples analyzed.
This report must not be reproduced, except in full, without the written approval of the laboratory.

Minnesota Department of Health
Public Health Laboratory
Environmental Laboratory Section
601 Robert St. N., P.O. Box 64899
St. Paul, MN 55164-0899
651-201-5300

Final Report
Analytical Results

Program Code: PL
Program Name: Metro MERLA-SF
Collected By: Ben Klaus
Collector ID: None

Project ID: St. Louis Park Solvent Plume
Facility Name/ID: None
City: None
Generated: 05/21/14 15:37

MDH Sample Number: 14D1723-12

Location ID: None
Field Name: None
Sampling Point: B1-W-N(72-76)
QA Type: None

Collect Date: 04/23/14
Collect Time: 12:00
Matrix: Non-potable Water

Field Residual Chlorine Result: None
Field Fluoride Result: None
Field pH Result: None
Field PO_4 Result: None

Receiving Comments: Non-MDH containers received/Temp > 6 C. CAH

Results were produced by the Minnesota Department of Health, except where noted.

VOCs by GCMS - Continued

Analyte	Analyte Qualifier(s)	Result	Reporting Limit	Units	Dilution	Batch	Prepared	Analyzed	Method
2,2-Dichloropropane	D2	<	10	ug/L	1	B4D0694	04/30/14 21:37	04/30/14 21:37	EPA 8260B
2-Chlorotoluene	D2	<	10	ug/L	1	B4D0694	04/30/14 21:37	04/30/14 21:37	EPA 8260B
4-Chlorotoluene	D2	<	10	ug/L	1	B4D0694	04/30/14 21:37	04/30/14 21:37	EPA 8260B
Acetone	D2	<	200	ug/L	1	B4D0694	04/30/14 21:37	04/30/14 21:37	EPA 8260B
Allyl chloride	D2	<	10	ug/L	1	B4D0694	04/30/14 21:37	04/30/14 21:37	EPA 8260B
Benzene	D2	**99**	10	ug/L	1	B4D0694	04/30/14 21:37	04/30/14 21:37	EPA 8260B
Bromobenzene	D2	<	10	ug/L	1	B4D0694	04/30/14 21:37	04/30/14 21:37	EPA 8260B
Bromochloromethane	D2	<	10	ug/L	1	B4D0694	04/30/14 21:37	04/30/14 21:37	EPA 8260B
Bromodichloromethane	D2	<	10	ug/L	1	B4D0694	04/30/14 21:37	04/30/14 21:37	EPA 8260B
Bromoform	D2	<	10	ug/L	1	B4D0694	04/30/14 21:37	04/30/14 21:37	EPA 8260B
Bromomethane	D2	<	20	ug/L	1	B4D0694	04/30/14 21:37	04/30/14 21:37	EPA 8260B
Carbon tetrachloride	D2	<	10	ug/L	1	B4D0694	04/30/14 21:37	04/30/14 21:37	EPA 8260B
Chlorobenzene	D2	<	10	ug/L	1	B4D0694	04/30/14 21:37	04/30/14 21:37	EPA 8260B
Chlorodibromomethane	D2	<	10	ug/L	1	B4D0694	04/30/14 21:37	04/30/14 21:37	EPA 8260B
Chloroethane	D2	<	10	ug/L	1	B4D0694	04/30/14 21:37	04/30/14 21:37	EPA 8260B
Chloroform	D2	<	10	ug/L	1	B4D0694	04/30/14 21:37	04/30/14 21:37	EPA 8260B
Chloromethane	D2	<	10	ug/L	1	B4D0694	04/30/14 21:37	04/30/14 21:37	EPA 8260B
cis-1,2-Dichloroethene	D2	<	10	ug/L	1	B4D0694	04/30/14 21:37	04/30/14 21:37	EPA 8260B
cis-1,3-Dichloropropene	D2	<	10	ug/L	1	B4D0694	04/30/14 21:37	04/30/14 21:37	EPA 8260B
Dibromomethane	D2	<	10	ug/L	1	B4D0694	04/30/14 21:37	04/30/14 21:37	EPA 8260B
Dichlorodifluoromethane	D2	<	10	ug/L	1	B4D0694	04/30/14 21:37	04/30/14 21:37	EPA 8260B
Dichlorofluoromethane	D2	<	10	ug/L	1	B4D0694	04/30/14 21:37	04/30/14 21:37	EPA 8260B
Ethyl ether	D2	<	10	ug/L	1	B4D0694	04/30/14 21:37	04/30/14 21:37	EPA 8260B
Ethylbenzene	D2	**130**	10	ug/L	1	B4D0694	04/30/14 21:37	04/30/14 21:37	EPA 8260B
Hexachlorobutadiene	D2	<	10	ug/L	1	B4D0694	04/30/14 21:37	04/30/14 21:37	EPA 8260B
Isopropylbenzene	D2	**14**	10	ug/L	1	B4D0694	04/30/14 21:37	04/30/14 21:37	EPA 8260B
Methyl ethyl ketone (MEK)	D2	<	100	ug/L	1	B4D0694	04/30/14 21:37	04/30/14 21:37	EPA 8260B

FINAL REPORT

Report ID: 05212014153800

Authorized by:

Paul Moyer, Environmental Laboratory Manager
Public Health Laboratory, Minnesota Department of Health

The results in this report apply only to the samples analyzed.
This report must not be reproduced, except in full, without the written approval of the laboratory.

Minnesota Department of Health
Public Health Laboratory
Environmental Laboratory Section
601 Robert St. N., P.O. Box 64899
St. Paul, MN 55164-0899
651-201-5300

Final Report
Analytical Results

Program Code: PL
Program Name: Metro MERLA-SF
Collected By: Ben Klaus
Collector ID: None

Project ID: St. Louis Park Solvent Plume
Facility Name/ID: None
City: None
Generated: 05/21/14 15:37

MDH Sample Number: 14D1723-12

Location ID: None
Field Name: None
Sampling Point: B1-W-N(72-76)
QA Type: None

Collect Date: 04/23/14
Collect Time: 12:00
Matrix: Non-potable Water

Field Residual Chlorine Result: None
Field Fluoride Result: None
Field pH Result: None
Field PO_4 Result: None

Receiving Comments: Non-MDH containers received/Temp > 6 C. CAH

Results were produced by the Minnesota Department of Health, except where noted.

VOCs by GCMS - Continued

Analyte	Analyte Qualifier(s)	Result	Reporting Limit	Units	Dilution	Batch	Prepared	Analyzed	Method
Methyl isobutyl ketone (MIBK)	D2	<	50	ug/L	1	B4D0694	04/30/14 21:37	04/30/14 21:37	EPA 8260B
Methyl tertiary butyl ether (MTBE)	D2	<	20	ug/L	1	B4D0694	04/30/14 21:37	04/30/14 21:37	EPA 8260B
Methylene chloride	D2	<	20	ug/L	1	B4D0694	04/30/14 21:37	04/30/14 21:37	EPA 8260B
n-Butylbenzene	D2	<	10	ug/L	1	B4D0694	04/30/14 21:37	04/30/14 21:37	EPA 8260B
n-Propylbenzene	D2	<	10	ug/L	1	B4D0694	04/30/14 21:37	04/30/14 21:37	EPA 8260B
o-Xylene	D2	**75**	10	ug/L	1	B4D0694	04/30/14 21:37	04/30/14 21:37	EPA 8260B
p&m-Xylene	D2	**75**	10	ug/L	1	B4D0694	04/30/14 21:37	04/30/14 21:37	EPA 8260B
p-Isopropyltoluene	D2	<	10	ug/L	1	B4D0694	04/30/14 21:37	04/30/14 21:37	EPA 8260B
sec-Butylbenzene	D2	<	10	ug/L	1	B4D0694	04/30/14 21:37	04/30/14 21:37	EPA 8260B
Styrene	D2	<	10	ug/L	1	B4D0694	04/30/14 21:37	04/30/14 21:37	EPA 8260B
tert-Butylbenzene	D2	<	10	ug/L	1	B4D0694	04/30/14 21:37	04/30/14 21:37	EPA 8260B
Tetrachloroethene	D2	<	10	ug/L	1	B4D0694	04/30/14 21:37	04/30/14 21:37	EPA 8260B
Tetrahydrofuran (THF)	D2	<	100	ug/L	1	B4D0694	04/30/14 21:37	04/30/14 21:37	EPA 8260B
Toluene	D2	<	10	ug/L	1	B4D0694	04/30/14 21:37	04/30/14 21:37	EPA 8260B
trans-1,2-Dichloroethene	D2	<	10	ug/L	1	B4D0694	04/30/14 21:37	04/30/14 21:37	EPA 8260B
trans-1,3-Dichloropropene	D2	<	10	ug/L	1	B4D0694	04/30/14 21:37	04/30/14 21:37	EPA 8260B
Trichloroethene (TCE)	D2	<	10	ug/L	1	B4D0694	04/30/14 21:37	04/30/14 21:37	EPA 8260B
Trichlorofluoromethane	D2	<	10	ug/L	1	B4D0694	04/30/14 21:37	04/30/14 21:37	EPA 8260B
Vinyl chloride	D2	<	10	ug/L	1	B4D0694	04/30/14 21:37	04/30/14 21:37	EPA 8260B

Authorized by:

Paul Moyer, Environmental Laboratory Manager
Public Health Laboratory, Minnesota Department of Health

The results in this report apply only to the samples analyzed.
This report must not be reproduced, except in full, without the written approval of the laboratory.

Minnesota Department of Health
Public Health Laboratory
Environmental Laboratory Section
601 Robert St. N., P.O. Box 64899
St. Paul, MN 55164-0899
651-201-5300

Final Report
Analytical Results

Program Code: PL
Program Name: Metro MERLA-SF
Collected By: Ben Klaus
Collector ID: None

Project ID: St. Louis Park Solvent Plume
Facility Name/ID: None
City: None
Generated: 05/21/14 15:37

MDH Sample Number: 14D1723-12RE1

Location ID: None
Field Name: None
Sampling Point: B1-W-N(72-76)
QA Type: None

Collect Date: 04/23/14
Collect Time: 12:00
Matrix: Non-potable Water

Field Residual Chlorine Result: None
Field Fluoride Result: None
Field pH Result: None
Field PO_4 Result: None

Receiving Comments: Non-MDH containers received/Temp > 6 C. CAH

Results were produced by the Minnesota Department of Health, except where noted.

VOCs by GCMS

Analyte	Analyte Qualifier(s)	Result	Reporting Limit	Units	Dilution	Batch	Prepared	Analyzed	Method
Surrogate: 1,2-Dichlorobenzene-d4		*104*	*70-130*	%	*1*	*B4D0696*	*04/30/14 16:28*	*04/30/14 16:28*	*EPA 8260B*
Surrogate: 1,2-Dichloroethane-d4		*100*	*70-130*	%	*1*	*B4D0696*	*04/30/14 16:28*	*04/30/14 16:28*	*EPA 8260B*
Surrogate: 4-Bromofluorobenzene		*100*	*70-130*	%	*1*	*B4D0696*	*04/30/14 16:28*	*04/30/14 16:28*	*EPA 8260B*
Surrogate: Dibromofluoromethane		*101*	*70-130*	%	*1*	*B4D0696*	*04/30/14 16:28*	*04/30/14 16:28*	*EPA 8260B*
Surrogate: Toluene-d8		*101*	*70-130*	%	*1*	*B4D0696*	*04/30/14 16:28*	*04/30/14 16:28*	*EPA 8260B*
Naphthalene	D2	**2000**	100	ug/L	1	B4D0696	04/30/14 16:28	04/30/14 16:28	EPA 8260B

Authorized by:

Paul Moyer, Environmental Laboratory Manager
Public Health Laboratory, Minnesota Department of Health

The results in this report apply only to the samples analyzed.
This report must not be reproduced, except in full, without the written approval of the laboratory.

Minnesota Department of Health
Public Health Laboratory
Environmental Laboratory Section
601 Robert St. N., P.O. Box 64899
St. Paul, MN 55164-0899
651-201-5300

Final Report
Analytical Results

Program Code: PL
Program Name: Metro MERLA-SF
Collected By: Ben Klaus
Collector ID: None

Project ID: St. Louis Park Solvent Plume
Facility Name/ID: None
City: None
Generated: 05/21/14 15:37

MDH Sample Number: 14D1723-13

Location ID: None
Field Name: None
Sampling Point: B7-W-N(36-40)
QA Type: None

Collect Date: 04/24/14
Collect Time: 13:45
Matrix: Non-potable Water

Field Residual Chlorine Result: None
Field Fluoride Result: None
Field pH Result: None
Field PO_4 Result: None

Receiving Comments: Non-MDH containers received/Temp > 6 C. CAH

Results were produced by the Minnesota Department of Health, except where noted.

VOCs by GCMS

Analyte	Analyte Qualifier(s)	Result	Reporting Limit	Units	Dilution	Batch	Prepared	Analyzed	Method
Surrogate: 1,2-Dichlorobenzene-d4		*101*	*70-130*	%	*1*	*B4D0694*	*04/30/14 20:18*	*04/30/14 20:18*	*EPA 8260B*
Surrogate: 1,2-Dichloroethane-d4		*100*	*70-130*	%	*1*	*B4D0694*	*04/30/14 20:18*	*04/30/14 20:18*	*EPA 8260B*
Surrogate: 4-Bromofluorobenzene		*102*	*70-130*	%	*1*	*B4D0694*	*04/30/14 20:18*	*04/30/14 20:18*	*EPA 8260B*
Surrogate: Dibromofluoromethane		*102*	*70-130*	%	*1*	*B4D0694*	*04/30/14 20:18*	*04/30/14 20:18*	*EPA 8260B*
Surrogate: Toluene-d8		*100*	*70-130*	%	*1*	*B4D0694*	*04/30/14 20:18*	*04/30/14 20:18*	*EPA 8260B*
1,1,1,2-Tetrachloroethane		<	1.0	ug/L	1	B4D0694	04/30/14 20:18	04/30/14 20:18	EPA 8260B
1,1,1-Trichloroethane		<	1.0	ug/L	1	B4D0694	04/30/14 20:18	04/30/14 20:18	EPA 8260B
1,1,2,2-Tetrachloroethane		<	1.0	ug/L	1	B4D0694	04/30/14 20:18	04/30/14 20:18	EPA 8260B
1,1,2-Trichloroethane		<	1.0	ug/L	1	B4D0694	04/30/14 20:18	04/30/14 20:18	EPA 8260B
1,1,2-Trichlorotrifluoroethane		<	1.0	ug/L	1	B4D0694	04/30/14 20:18	04/30/14 20:18	EPA 8260B
1,1-Dichloroethane		<	1.0	ug/L	1	B4D0694	04/30/14 20:18	04/30/14 20:18	EPA 8260B
1,1-Dichloroethene		<	1.0	ug/L	1	B4D0694	04/30/14 20:18	04/30/14 20:18	EPA 8260B
1,1-Dichloropropene		<	1.0	ug/L	1	B4D0694	04/30/14 20:18	04/30/14 20:18	EPA 8260B
1,2,3-Trichlorobenzene		<	1.0	ug/L	1	B4D0694	04/30/14 20:18	04/30/14 20:18	EPA 8260B
1,2,3-Trichloropropane		<	1.0	ug/L	1	B4D0694	04/30/14 20:18	04/30/14 20:18	EPA 8260B
1,2,4-Trichlorobenzene		<	1.0	ug/L	1	B4D0694	04/30/14 20:18	04/30/14 20:18	EPA 8260B
1,2,4-Trimethylbenzene		<	1.0	ug/L	1	B4D0694	04/30/14 20:18	04/30/14 20:18	EPA 8260B
1,2-Dibromo-3-chloropropane (DBCP)		<	5.0	ug/L	1	B4D0694	04/30/14 20:18	04/30/14 20:18	EPA 8260B
1,2-Dibromoethane (EDB)		<	1.0	ug/L	1	B4D0694	04/30/14 20:18	04/30/14 20:18	EPA 8260B
1,2-Dichlorobenzene		<	1.0	ug/L	1	B4D0694	04/30/14 20:18	04/30/14 20:18	EPA 8260B
1,2-Dichloroethane		<	1.0	ug/L	1	B4D0694	04/30/14 20:18	04/30/14 20:18	EPA 8260B
1,2-Dichloropropane		<	1.0	ug/L	1	B4D0694	04/30/14 20:18	04/30/14 20:18	EPA 8260B
1,3,5-Trimethylbenzene		<	1.0	ug/L	1	B4D0694	04/30/14 20:18	04/30/14 20:18	EPA 8260B
1,3-Dichlorobenzene		<	1.0	ug/L	1	B4D0694	04/30/14 20:18	04/30/14 20:18	EPA 8260B
1,3-Dichloropropane		<	1.0	ug/L	1	B4D0694	04/30/14 20:18	04/30/14 20:18	EPA 8260B
1,4-Dichlorobenzene		<	1.0	ug/L	1	B4D0694	04/30/14 20:18	04/30/14 20:18	EPA 8260B

FINAL REPORT

Report ID: 05212014153800

Authorized by:

The results in this report apply only to the samples analyzed.
This report must not be reproduced, except in full, without the written approval of the laboratory.

Paul Moyer, Environmental Laboratory Manager
Public Health Laboratory, Minnesota Department of Health

Minnesota Department of Health
Public Health Laboratory
Environmental Laboratory Section
601 Robert St. N., P.O. Box 64899
St. Paul, MN 55164-0899
651-201-5300

Final Report
Analytical Results

Program Code: PL
Program Name: Metro MERLA-SF
Collected By: Ben Klaus
Collector ID: None

Project ID: St. Louis Park Solvent Plume
Facility Name/ID: None
City: None
Generated: 05/21/14 15:37

MDH Sample Number: 14D1723-13

Location ID: None
Field Name: None
Sampling Point: B7-W-N(36-40)
QA Type: None

Collect Date: 04/24/14
Collect Time: 13:45
Matrix: Non-potable Water

Field Residual Chlorine Result: None
Field Fluoride Result: None
Field pH Result: None
Field PO_4 Result: None

Receiving Comments: Non-MDH containers received/Temp > 6 C. CAH

Results were produced by the Minnesota Department of Health, except where noted.

VOCs by GCMS - Continued

Analyte	Analyte Qualifier(s)	Result	Reporting Limit	Units	Dilution	Batch	Prepared	Analyzed	Method
2,2-Dichloropropane		<	1.0	ug/L	1	B4D0694	04/30/14 20:18	04/30/14 20:18	EPA 8260B
2-Chlorotoluene		<	1.0	ug/L	1	B4D0694	04/30/14 20:18	04/30/14 20:18	EPA 8260B
4-Chlorotoluene		<	1.0	ug/L	1	B4D0694	04/30/14 20:18	04/30/14 20:18	EPA 8260B
Acetone		<	20	ug/L	1	B4D0694	04/30/14 20:18	04/30/14 20:18	EPA 8260B
Allyl chloride		<	1.0	ug/L	1	B4D0694	04/30/14 20:18	04/30/14 20:18	EPA 8260B
Benzene		<	1.0	ug/L	1	B4D0694	04/30/14 20:18	04/30/14 20:18	EPA 8260B
Bromobenzene		<	1.0	ug/L	1	B4D0694	04/30/14 20:18	04/30/14 20:18	EPA 8260B
Bromochloromethane		<	1.0	ug/L	1	B4D0694	04/30/14 20:18	04/30/14 20:18	EPA 8260B
Bromodichloromethane		<	1.0	ug/L	1	B4D0694	04/30/14 20:18	04/30/14 20:18	EPA 8260B
Bromoform		<	1.0	ug/L	1	B4D0694	04/30/14 20:18	04/30/14 20:18	EPA 8260B
Bromomethane		<	2.0	ug/L	1	B4D0694	04/30/14 20:18	04/30/14 20:18	EPA 8260B
Carbon tetrachloride		<	1.0	ug/L	1	B4D0694	04/30/14 20:18	04/30/14 20:18	EPA 8260B
Chlorobenzene		<	1.0	ug/L	1	B4D0694	04/30/14 20:18	04/30/14 20:18	EPA 8260B
Chlorodibromomethane		<	1.0	ug/L	1	B4D0694	04/30/14 20:18	04/30/14 20:18	EPA 8260B
Chloroethane		<	1.0	ug/L	1	B4D0694	04/30/14 20:18	04/30/14 20:18	EPA 8260B
Chloroform		<	1.0	ug/L	1	B4D0694	04/30/14 20:18	04/30/14 20:18	EPA 8260B
Chloromethane		<	1.0	ug/L	1	B4D0694	04/30/14 20:18	04/30/14 20:18	EPA 8260B
cis-1,2-Dichloroethene		<	1.0	ug/L	1	B4D0694	04/30/14 20:18	04/30/14 20:18	EPA 8260B
cis-1,3-Dichloropropene		<	1.0	ug/L	1	B4D0694	04/30/14 20:18	04/30/14 20:18	EPA 8260B
Dibromomethane		<	1.0	ug/L	1	B4D0694	04/30/14 20:18	04/30/14 20:18	EPA 8260B
Dichlorodifluoromethane		<	1.0	ug/L	1	B4D0694	04/30/14 20:18	04/30/14 20:18	EPA 8260B
Dichlorofluoromethane		<	1.0	ug/L	1	B4D0694	04/30/14 20:18	04/30/14 20:18	EPA 8260B
Ethyl ether		<	1.0	ug/L	1	B4D0694	04/30/14 20:18	04/30/14 20:18	EPA 8260B
Ethylbenzene		<	1.0	ug/L	1	B4D0694	04/30/14 20:18	04/30/14 20:18	EPA 8260B
Hexachlorobutadiene		<	1.0	ug/L	1	B4D0694	04/30/14 20:18	04/30/14 20:18	EPA 8260B
Isopropylbenzene		<	1.0	ug/L	1	B4D0694	04/30/14 20:18	04/30/14 20:18	EPA 8260B
Methyl ethyl ketone (MEK)		<	10	ug/L	1	B4D0694	04/30/14 20:18	04/30/14 20:18	EPA 8260B

FINAL REPORT

Report ID: 05212014153800

Authorized by:

Paul Moyer, Environmental Laboratory Manager
Public Health Laboratory, Minnesota Department of Health

The results in this report apply only to the samples analyzed.
This report must not be reproduced, except in full, without the written approval of the laboratory.

Minnesota Department of Health
Public Health Laboratory
Environmental Laboratory Section
601 Robert St. N., P.O. Box 64899
St. Paul, MN 55164-0899
651-201-5300

Final Report
Analytical Results

Program Code: PL
Program Name: Metro MERLA-SF
Collected By: Ben Klaus
Collector ID: None

Project ID: St. Louis Park Solvent Plume
Facility Name/ID: None
City: None
Generated: 05/21/14 15:37

MDH Sample Number: 14D1723-13

Location ID: None
Field Name: None
Sampling Point: B7-W-N(36-40)
QA Type: None

Collect Date: 04/24/14
Collect Time: 13:45
Matrix: Non-potable Water

Field Residual Chlorine Result: None
Field Fluoride Result: None
Field pH Result: None
Field PO_4 Result: None

Receiving Comments: Non-MDH containers received/Temp > 6 C. CAH

Results were produced by the Minnesota Department of Health, except where noted.

VOCs by GCMS - Continued

Analyte	Analyte Qualifier(s)	Result	Reporting Limit	Units	Dilution	Batch	Prepared	Analyzed	Method
Methyl isobutyl ketone (MIBK)		<	5.0	ug/L	1	B4D0694	04/30/14 20:18	04/30/14 20:18	EPA 8260B
Methyl tertiary butyl ether (MTBE)		<	2.0	ug/L	1	B4D0694	04/30/14 20:18	04/30/14 20:18	EPA 8260B
Methylene chloride		<	2.0	ug/L	1	B4D0694	04/30/14 20:18	04/30/14 20:18	EPA 8260B
Naphthalene		<	1.0	ug/L	1	B4D0694	04/30/14 20:18	04/30/14 20:18	EPA 8260B
n-Butylbenzene		<	1.0	ug/L	1	B4D0694	04/30/14 20:18	04/30/14 20:18	EPA 8260B
n-Propylbenzene		<	1.0	ug/L	1	B4D0694	04/30/14 20:18	04/30/14 20:18	EPA 8260B
o-Xylene		<	1.0	ug/L	1	B4D0694	04/30/14 20:18	04/30/14 20:18	EPA 8260B
p&m-Xylene		<	1.0	ug/L	1	B4D0694	04/30/14 20:18	04/30/14 20:18	EPA 8260B
p-Isopropyltoluene		<	1.0	ug/L	1	B4D0694	04/30/14 20:18	04/30/14 20:18	EPA 8260B
sec-Butylbenzene		<	1.0	ug/L	1	B4D0694	04/30/14 20:18	04/30/14 20:18	EPA 8260B
Styrene		<	1.0	ug/L	1	B4D0694	04/30/14 20:18	04/30/14 20:18	EPA 8260B
tert-Butylbenzene		<	1.0	ug/L	1	B4D0694	04/30/14 20:18	04/30/14 20:18	EPA 8260B
Tetrachloroethene		<	1.0	ug/L	1	B4D0694	04/30/14 20:18	04/30/14 20:18	EPA 8260B
Tetrahydrofuran (THF)		<	10	ug/L	1	B4D0694	04/30/14 20:18	04/30/14 20:18	EPA 8260B
Toluene		<	1.0	ug/L	1	B4D0694	04/30/14 20:18	04/30/14 20:18	EPA 8260B
trans-1,2-Dichloroethene		<	1.0	ug/L	1	B4D0694	04/30/14 20:18	04/30/14 20:18	EPA 8260B
trans-1,3-Dichloropropene		<	1.0	ug/L	1	B4D0694	04/30/14 20:18	04/30/14 20:18	EPA 8260B
Trichloroethene (TCE)		**2.5**	1.0	ug/L	1	B4D0694	04/30/14 20:18	04/30/14 20:18	EPA 8260B
Trichlorofluoromethane		<	1.0	ug/L	1	B4D0694	04/30/14 20:18	04/30/14 20:18	EPA 8260B
Vinyl chloride		<	1.0	ug/L	1	B4D0694	04/30/14 20:18	04/30/14 20:18	EPA 8260B

Authorized by:

Paul Moyer, Environmental Laboratory Manager
Public Health Laboratory, Minnesota Department of Health

The results in this report apply only to the samples analyzed.
This report must not be reproduced, except in full, without the written approval of the laboratory.

Minnesota Department of Health
Public Health Laboratory
Environmental Laboratory Section
601 Robert St. N., P.O. Box 64899
St. Paul, MN 55164-0899
651-201-5300

Final Report
Analytical Results

Program Code: PL
Program Name: Metro MERLA-SF
Collected By: Ben Klaus
Collector ID: None

Project ID: St. Louis Park Solvent Plume
Facility Name/ID: None
City: None
Generated: 05/21/14 15:37

MDH Sample Number: 14D1723-14

Location ID: None
Field Name: None
Sampling Point: B7-W-N(71-75
QA Type: None

Collect Date: 04/24/14
Collect Time: 15:15
Matrix: Non-potable Water

Field Residual Chlorine Result: None
Field Fluoride Result: None
Field pH Result: None
Field PO_4 Result: None

Receiving Comments: Non-MDH containers received/Temp > 6 C. CAH

Results were produced by the Minnesota Department of Health, except where noted.

VOCs by GCMS

Analyte	Analyte Qualifier(s)	Result	Reporting Limit	Units	Dilution	Batch	Prepared	Analyzed	Method
Surrogate: 1,2-Dichlorobenzene-d4		*103*	*70-130*	%	*1*	*B4D0608*	*04/30/14 01:02*	*04/30/14 01:02*	*EPA 8260B*
Surrogate: 1,2-Dichloroethane-d4		*103*	*70-130*	%	*1*	*B4D0608*	*04/30/14 01:02*	*04/30/14 01:02*	*EPA 8260B*
Surrogate: 4-Bromofluorobenzene		*101*	*70-130*	%	*1*	*B4D0608*	*04/30/14 01:02*	*04/30/14 01:02*	*EPA 8260B*
Surrogate: Dibromofluoromethane		*104*	*70-130*	%	*1*	*B4D0608*	*04/30/14 01:02*	*04/30/14 01:02*	*EPA 8260B*
Surrogate: Toluene-d8		*101*	*70-130*	%	*1*	*B4D0608*	*04/30/14 01:02*	*04/30/14 01:02*	*EPA 8260B*
1,1,1,2-Tetrachloroethane	D2	<	5.0	ug/L	1	B4D0608	04/30/14 01:02	04/30/14 01:02	EPA 8260B
1,1,1-Trichloroethane	D2	<	5.0	ug/L	1	B4D0608	04/30/14 01:02	04/30/14 01:02	EPA 8260B
1,1,2,2-Tetrachloroethane	D2	<	5.0	ug/L	1	B4D0608	04/30/14 01:02	04/30/14 01:02	EPA 8260B
1,1,2-Trichloroethane	D2	<	5.0	ug/L	1	B4D0608	04/30/14 01:02	04/30/14 01:02	EPA 8260B
1,1,2-Trichlorotrifluoroethane	D2	<	5.0	ug/L	1	B4D0608	04/30/14 01:02	04/30/14 01:02	EPA 8260B
1,1-Dichloroethane	D2	<	5.0	ug/L	1	B4D0608	04/30/14 01:02	04/30/14 01:02	EPA 8260B
1,1-Dichloroethene	D2	<	5.0	ug/L	1	B4D0608	04/30/14 01:02	04/30/14 01:02	EPA 8260B
1,1-Dichloropropene	D2	<	5.0	ug/L	1	B4D0608	04/30/14 01:02	04/30/14 01:02	EPA 8260B
1,2,3-Trichlorobenzene	D2	<	5.0	ug/L	1	B4D0608	04/30/14 01:02	04/30/14 01:02	EPA 8260B
1,2,3-Trichloropropane	D2	<	5.0	ug/L	1	B4D0608	04/30/14 01:02	04/30/14 01:02	EPA 8260B
1,2,4-Trichlorobenzene	D2	<	5.0	ug/L	1	B4D0608	04/30/14 01:02	04/30/14 01:02	EPA 8260B
1,2,4-Trimethylbenzene	D2	<	5.0	ug/L	1	B4D0608	04/30/14 01:02	04/30/14 01:02	EPA 8260B
1,2-Dibromo-3-chloropropane (DBCP)	D2	<	25	ug/L	1	B4D0608	04/30/14 01:02	04/30/14 01:02	EPA 8260B
1,2-Dibromoethane (EDB)	D2	<	5.0	ug/L	1	B4D0608	04/30/14 01:02	04/30/14 01:02	EPA 8260B
1,2-Dichlorobenzene	D2	<	5.0	ug/L	1	B4D0608	04/30/14 01:02	04/30/14 01:02	EPA 8260B
1,2-Dichloroethane	D2	<	5.0	ug/L	1	B4D0608	04/30/14 01:02	04/30/14 01:02	EPA 8260B
1,2-Dichloropropane	D2	<	5.0	ug/L	1	B4D0608	04/30/14 01:02	04/30/14 01:02	EPA 8260B
1,3,5-Trimethylbenzene	D2	<	5.0	ug/L	1	B4D0608	04/30/14 01:02	04/30/14 01:02	EPA 8260B
1,3-Dichlorobenzene	D2	<	5.0	ug/L	1	B4D0608	04/30/14 01:02	04/30/14 01:02	EPA 8260B
1,3-Dichloropropane	D2	<	5.0	ug/L	1	B4D0608	04/30/14 01:02	04/30/14 01:02	EPA 8260B
1,4-Dichlorobenzene	D2	<	5.0	ug/L	1	B4D0608	04/30/14 01:02	04/30/14 01:02	EPA 8260B

FINAL REPORT

Report ID: 05212014153800

Authorized by:

The results in this report apply only to the samples analyzed.
This report must not be reproduced, except in full, without the written approval of the laboratory.

Paul Moyer, Environmental Laboratory Manager
Public Health Laboratory, Minnesota Department of Health

Minnesota Department of Health
Public Health Laboratory
Environmental Laboratory Section
601 Robert St. N., P.O. Box 64899
St. Paul, MN 55164-0899
651-201-5300

Final Report
Analytical Results

Program Code: PL
Program Name: Metro MERLA-SF
Collected By: Ben Klaus
Collector ID: None

Project ID: St. Louis Park Solvent Plume
Facility Name/ID: None
City: None
Generated: 05/21/14 15:37

MDH Sample Number: 14D1723-14

Location ID: None
Field Name: None
Sampling Point: B7-W-N(71-75
QA Type: None

Collect Date: 04/24/14
Collect Time: 15:15
Matrix: Non-potable Water

Field Residual Chlorine Result: None
Field Fluoride Result: None
Field pH Result: None
Field PO_4 Result: None

Receiving Comments: Non-MDH containers received/Temp > 6 C. CAH

Results were produced by the Minnesota Department of Health, except where noted.

VOCs by GCMS - Continued

Analyte	Analyte Qualifier(s)	Result	Reporting Limit	Units	Dilution	Batch	Prepared	Analyzed	Method
2,2-Dichloropropane	D2, QV	<	5.0	ug/L	1	B4D0608	04/30/14 01:02	04/30/14 01:02	EPA 8260B
2-Chlorotoluene	D2	<	5.0	ug/L	1	B4D0608	04/30/14 01:02	04/30/14 01:02	EPA 8260B
4-Chlorotoluene	D2	<	5.0	ug/L	1	B4D0608	04/30/14 01:02	04/30/14 01:02	EPA 8260B
Acetone	D2	<	100	ug/L	1	B4D0608	04/30/14 01:02	04/30/14 01:02	EPA 8260B
Allyl chloride	D2	<	5.0	ug/L	1	B4D0608	04/30/14 01:02	04/30/14 01:02	EPA 8260B
Benzene	D2	**33**	5.0	ug/L	1	B4D0608	04/30/14 01:02	04/30/14 01:02	EPA 8260B
Bromobenzene	D2	<	5.0	ug/L	1	B4D0608	04/30/14 01:02	04/30/14 01:02	EPA 8260B
Bromochloromethane	D2	<	5.0	ug/L	1	B4D0608	04/30/14 01:02	04/30/14 01:02	EPA 8260B
Bromodichloromethane	D2	<	5.0	ug/L	1	B4D0608	04/30/14 01:02	04/30/14 01:02	EPA 8260B
Bromoform	D2	<	5.0	ug/L	1	B4D0608	04/30/14 01:02	04/30/14 01:02	EPA 8260B
Bromomethane	D2	<	10	ug/L	1	B4D0608	04/30/14 01:02	04/30/14 01:02	EPA 8260B
Carbon tetrachloride	D2	<	5.0	ug/L	1	B4D0608	04/30/14 01:02	04/30/14 01:02	EPA 8260B
Chlorobenzene	D2	<	5.0	ug/L	1	B4D0608	04/30/14 01:02	04/30/14 01:02	EPA 8260B
Chlorodibromomethane	D2	<	5.0	ug/L	1	B4D0608	04/30/14 01:02	04/30/14 01:02	EPA 8260B
Chloroethane	D2	<	5.0	ug/L	1	B4D0608	04/30/14 01:02	04/30/14 01:02	EPA 8260B
Chloroform	D2	<	5.0	ug/L	1	B4D0608	04/30/14 01:02	04/30/14 01:02	EPA 8260B
Chloromethane	D2	<	5.0	ug/L	1	B4D0608	04/30/14 01:02	04/30/14 01:02	EPA 8260B
cis-1,3-Dichloropropene	D2	<	5.0	ug/L	1	B4D0608	04/30/14 01:02	04/30/14 01:02	EPA 8260B
Dibromomethane	D2	<	5.0	ug/L	1	B4D0608	04/30/14 01:02	04/30/14 01:02	EPA 8260B
Dichlorodifluoromethane	D2, QV	<	5.0	ug/L	1	B4D0608	04/30/14 01:02	04/30/14 01:02	EPA 8260B
Dichlorofluoromethane	D2	<	5.0	ug/L	1	B4D0608	04/30/14 01:02	04/30/14 01:02	EPA 8260B
Ethyl ether	D2	<	5.0	ug/L	1	B4D0608	04/30/14 01:02	04/30/14 01:02	EPA 8260B
Ethylbenzene	D2	<	5.0	ug/L	1	B4D0608	04/30/14 01:02	04/30/14 01:02	EPA 8260B
Hexachlorobutadiene	D2	<	5.0	ug/L	1	B4D0608	04/30/14 01:02	04/30/14 01:02	EPA 8260B
Isopropylbenzene	D2	<	5.0	ug/L	1	B4D0608	04/30/14 01:02	04/30/14 01:02	EPA 8260B
Methyl ethyl ketone (MEK)	D2	<	50	ug/L	1	B4D0608	04/30/14 01:02	04/30/14 01:02	EPA 8260B
Methyl isobutyl ketone (MIBK)	D2	<	25	ug/L	1	B4D0608	04/30/14 01:02	04/30/14 01:02	EPA 8260B

FINAL REPORT

Report ID: 05212014153800

Authorized by:

Paul Moyer, Environmental Laboratory Manager
Public Health Laboratory, Minnesota Department of Health

The results in this report apply only to the samples analyzed.
This report must not be reproduced, except in full, without the written approval of the laboratory.

Minnesota Department of Health
Public Health Laboratory
Environmental Laboratory Section
601 Robert St. N., P.O. Box 64899
St. Paul, MN 55164-0899
651-201-5300

Final Report
Analytical Results

Program Code: PL
Program Name: Metro MERLA-SF
Collected By: Ben Klaus
Collector ID: None

Project ID: St. Louis Park Solvent Plume
Facility Name/ID: None
City: None
Generated: 05/21/14 15:37

MDH Sample Number: 14D1723-14

Location ID: None
Field Name: None
Sampling Point: B7-W-N(71-75
QA Type: None

Collect Date: 04/24/14
Collect Time: 15:15
Matrix: Non-potable Water

Field Residual Chlorine Result: None
Field Fluoride Result: None
Field pH Result: None
Field PO_4 Result: None

Receiving Comments: Non-MDH containers received/Temp > 6 C. CAH

Results were produced by the Minnesota Department of Health, except where noted.

VOCs by GCMS - Continued

Analyte	Analyte Qualifier(s)	Result	Reporting Limit	Units	Dilution	Batch	Prepared	Analyzed	Method
Methyl tertiary butyl ether (MTBE)	D2	<	10	ug/L	1	B4D0608	04/30/14 01:02	04/30/14 01:02	EPA 8260B
Methylene chloride	D2	<	10	ug/L	1	B4D0608	04/30/14 01:02	04/30/14 01:02	EPA 8260B
Naphthalene	D2	**7.6**	5.0	ug/L	1	B4D0608	04/30/14 01:02	04/30/14 01:02	EPA 8260B
n-Butylbenzene	D2	<	5.0	ug/L	1	B4D0608	04/30/14 01:02	04/30/14 01:02	EPA 8260B
n-Propylbenzene	D2	<	5.0	ug/L	1	B4D0608	04/30/14 01:02	04/30/14 01:02	EPA 8260B
o-Xylene	D2	<	5.0	ug/L	1	B4D0608	04/30/14 01:02	04/30/14 01:02	EPA 8260B
p&m-Xylene	D2	<	5.0	ug/L	1	B4D0608	04/30/14 01:02	04/30/14 01:02	EPA 8260B
p-Isopropyltoluene	D2	<	5.0	ug/L	1	B4D0608	04/30/14 01:02	04/30/14 01:02	EPA 8260B
sec-Butylbenzene	D2	<	5.0	ug/L	1	B4D0608	04/30/14 01:02	04/30/14 01:02	EPA 8260B
Styrene	D2	<	5.0	ug/L	1	B4D0608	04/30/14 01:02	04/30/14 01:02	EPA 8260B
tert-Butylbenzene	D2	<	5.0	ug/L	1	B4D0608	04/30/14 01:02	04/30/14 01:02	EPA 8260B
Tetrachloroethene	D2	**34**	5.0	ug/L	1	B4D0608	04/30/14 01:02	04/30/14 01:02	EPA 8260B
Tetrahydrofuran (THF)	D2	<	50	ug/L	1	B4D0608	04/30/14 01:02	04/30/14 01:02	EPA 8260B
Toluene	D2	<	5.0	ug/L	1	B4D0608	04/30/14 01:02	04/30/14 01:02	EPA 8260B
trans-1,2-Dichloroethene	D2	**100**	5.0	ug/L	1	B4D0608	04/30/14 01:02	04/30/14 01:02	EPA 8260B
trans-1,3-Dichloropropene	D2	<	5.0	ug/L	1	B4D0608	04/30/14 01:02	04/30/14 01:02	EPA 8260B
Trichloroethene (TCE)	D2	**160**	5.0	ug/L	1	B4D0608	04/30/14 01:02	04/30/14 01:02	EPA 8260B
Trichlorofluoromethane	D2	<	5.0	ug/L	1	B4D0608	04/30/14 01:02	04/30/14 01:02	EPA 8260B
Vinyl chloride	D2	**37**	5.0	ug/L	1	B4D0608	04/30/14 01:02	04/30/14 01:02	EPA 8260B

Authorized by:

Paul Moyer, Environmental Laboratory Manager
Public Health Laboratory, Minnesota Department of Health

The results in this report apply only to the samples analyzed.
This report must not be reproduced, except in full, without the written approval of the laboratory.

Minnesota Department of Health
Public Health Laboratory
Environmental Laboratory Section
601 Robert St. N., P.O. Box 64899
St. Paul, MN 55164-0899
651-201-5300

Final Report
Analytical Results

Program Code: PL
Program Name: Metro MERLA-SF
Collected By: Ben Klaus
Collector ID: None

Project ID: St. Louis Park Solvent Plume
Facility Name/ID: None
City: None
Generated: 05/21/14 15:37

MDH Sample Number: 14D1723-14RE1

Location ID: None
Field Name: None
Sampling Point: B7-W-N(71-75
QA Type: None

Collect Date: 04/24/14
Collect Time: 15:15
Matrix: Non-potable Water

Field Residual Chlorine Result: None
Field Fluoride Result: None
Field pH Result: None
Field PO_4 Result: None

Receiving Comments: Non-MDH containers received/Temp > 6 C. CAH

Results were produced by the Minnesota Department of Health, except where noted.

VOCs by GCMS

Analyte	Analyte Qualifier(s)	Result	Reporting Limit	Units	Dilution	Batch	Prepared	Analyzed	Method
Surrogate: 1,2-Dichlorobenzene-d4		*103*	*70-130*	%	*1*	*B4D0696*	*04/30/14 14:43*	*04/30/14 14:43*	*EPA 8260B*
Surrogate: 1,2-Dichloroethane-d4		*100*	*70-130*	%	*1*	*B4D0696*	*04/30/14 14:43*	*04/30/14 14:43*	*EPA 8260B*
Surrogate: 4-Bromofluorobenzene		*101*	*70-130*	%	*1*	*B4D0696*	*04/30/14 14:43*	*04/30/14 14:43*	*EPA 8260B*
Surrogate: Dibromofluoromethane		*102*	*70-130*	%	*1*	*B4D0696*	*04/30/14 14:43*	*04/30/14 14:43*	*EPA 8260B*
Surrogate: Toluene-d8		*100*	*70-130*	%	*1*	*B4D0696*	*04/30/14 14:43*	*04/30/14 14:43*	*EPA 8260B*
cis-1,2-Dichloroethene	D2	**1100**	25	ug/L	1	B4D0696	04/30/14 14:43	04/30/14 14:43	EPA 8260B

FINAL REPORT

Report ID: 05212014153800

Authorized by:

The results in this report apply only to the samples analyzed.
This report must not be reproduced, except in full, without the written approval of the laboratory.

Paul Moyer, Environmental Laboratory Manager
Public Health Laboratory, Minnesota Department of Health

Minnesota Department of Health
Public Health Laboratory
Environmental Laboratory Section
601 Robert St. N., P.O. Box 64899
St. Paul, MN 55164-0899
651-201-5300

Final Report
Analytical Results

Program Code: PL
Program Name: Metro MERLA-SF
Collected By: Ben Klaus
Collector ID: None

Project ID: St. Louis Park Solvent Plume
Facility Name/ID: None
City: None
Generated: 05/21/14 15:37

MDH Sample Number: 14D1723-15

Location ID: None
Field Name: None
Sampling Point: Waste-W
QA Type: None

Collect Date: 04/25/14
Collect Time: 8:45
Matrix: Non-potable Water

Field Residual Chlorine Result: None
Field Fluoride Result: None
Field pH Result: None
Field PO_4 Result: None

Receiving Comments: Non-MDH containers received/Temp > 6 C/Incorrect Sample Point on lab form. CAH

Results were produced by the Minnesota Department of Health, except where noted.

VOCs by GCMS

Analyte	Analyte Qualifier(s)	Result	Reporting Limit	Units	Dilution	Batch	Prepared	Analyzed	Method
Surrogate: 1,2-Dichlorobenzene-d4		*101*	*70-130*	%	*1*	*B4D0607*	*04/29/14 21:05*	*04/29/14 21:05*	*EPA 8260B*
Surrogate: 1,2-Dichloroethane-d4		*103*	*70-130*	%	*1*	*B4D0607*	*04/29/14 21:05*	*04/29/14 21:05*	*EPA 8260B*
Surrogate: 4-Bromofluorobenzene		*100*	*70-130*	%	*1*	*B4D0607*	*04/29/14 21:05*	*04/29/14 21:05*	*EPA 8260B*
Surrogate: Dibromofluoromethane		*101*	*70-130*	%	*1*	*B4D0607*	*04/29/14 21:05*	*04/29/14 21:05*	*EPA 8260B*
Surrogate: Toluene-d8		*102*	*70-130*	%	*1*	*B4D0607*	*04/29/14 21:05*	*04/29/14 21:05*	*EPA 8260B*
1,1,1,2-Tetrachloroethane	D2	<	5.0	ug/L	1	B4D0607	04/29/14 21:05	04/29/14 21:05	EPA 8260B
1,1,1-Trichloroethane	D2	<	5.0	ug/L	1	B4D0607	04/29/14 21:05	04/29/14 21:05	EPA 8260B
1,1,2,2-Tetrachloroethane	D2	<	5.0	ug/L	1	B4D0607	04/29/14 21:05	04/29/14 21:05	EPA 8260B
1,1,2-Trichloroethane	D2	<	5.0	ug/L	1	B4D0607	04/29/14 21:05	04/29/14 21:05	EPA 8260B
1,1,2-Trichlorotrifluoroethane	D2	<	5.0	ug/L	1	B4D0607	04/29/14 21:05	04/29/14 21:05	EPA 8260B
1,1-Dichloroethane	D2	<	5.0	ug/L	1	B4D0607	04/29/14 21:05	04/29/14 21:05	EPA 8260B
1,1-Dichloroethene	D2	<	5.0	ug/L	1	B4D0607	04/29/14 21:05	04/29/14 21:05	EPA 8260B
1,1-Dichloropropene	D2	<	5.0	ug/L	1	B4D0607	04/29/14 21:05	04/29/14 21:05	EPA 8260B
1,2,3-Trichlorobenzene	D2	<	5.0	ug/L	1	B4D0607	04/29/14 21:05	04/29/14 21:05	EPA 8260B
1,2,3-Trichloropropane	D2	<	5.0	ug/L	1	B4D0607	04/29/14 21:05	04/29/14 21:05	EPA 8260B
1,2,4-Trichlorobenzene	D2	<	5.0	ug/L	1	B4D0607	04/29/14 21:05	04/29/14 21:05	EPA 8260B
1,2,4-Trimethylbenzene	D2	**8.6**	5.0	ug/L	1	B4D0607	04/29/14 21:05	04/29/14 21:05	EPA 8260B
1,2-Dibromo-3-chloropropane (DBCP)	D2	<	25	ug/L	1	B4D0607	04/29/14 21:05	04/29/14 21:05	EPA 8260B
1,2-Dibromoethane (EDB)	D2	<	5.0	ug/L	1	B4D0607	04/29/14 21:05	04/29/14 21:05	EPA 8260B
1,2-Dichlorobenzene	D2	<	5.0	ug/L	1	B4D0607	04/29/14 21:05	04/29/14 21:05	EPA 8260B
1,2-Dichloroethane	D2	<	5.0	ug/L	1	B4D0607	04/29/14 21:05	04/29/14 21:05	EPA 8260B
1,2-Dichloropropane	D2	<	5.0	ug/L	1	B4D0607	04/29/14 21:05	04/29/14 21:05	EPA 8260B
1,3,5-Trimethylbenzene	D2	<	5.0	ug/L	1	B4D0607	04/29/14 21:05	04/29/14 21:05	EPA 8260B
1,3-Dichlorobenzene	D2	<	5.0	ug/L	1	B4D0607	04/29/14 21:05	04/29/14 21:05	EPA 8260B
1,3-Dichloropropane	D2	<	5.0	ug/L	1	B4D0607	04/29/14 21:05	04/29/14 21:05	EPA 8260B
1,4-Dichlorobenzene	D2	<	5.0	ug/L	1	B4D0607	04/29/14 21:05	04/29/14 21:05	EPA 8260B

FINAL REPORT

Report ID: 05212014153800

Authorized by:

The results in this report apply only to the samples analyzed.
This report must not be reproduced, except in full, without the written approval of the laboratory.

Paul Moyer, Environmental Laboratory Manager
Public Health Laboratory, Minnesota Department of Health

Minnesota Department of Health
Public Health Laboratory
Environmental Laboratory Section
601 Robert St. N., P.O. Box 64899
St. Paul, MN 55164-0899
651-201-5300

Final Report
Analytical Results

Program Code: PL
Program Name: Metro MERLA-SF
Collected By: Ben Klaus
Collector ID: None

Project ID: St. Louis Park Solvent Plume
Facility Name/ID: None
City: None
Generated: 05/21/14 15:37

MDH Sample Number: 14D1723-15

Location ID: None
Field Name: None
Sampling Point: Waste-W
QA Type: None

Collect Date: 04/25/14
Collect Time: 8:45
Matrix: Non-potable Water

Field Residual Chlorine Result: None
Field Fluoride Result: None
Field pH Result: None
Field PO_4 Result: None

Receiving Comments: Non-MDH containers received/Temp > 6 C/Incorrect Sample Point on lab form. CAH

Results were produced by the Minnesota Department of Health, except where noted.

VOCs by GCMS - Continued

Analyte	Analyte Qualifier(s)	Result	Reporting Limit	Units	Dilution	Batch	Prepared	Analyzed	Method
2,2-Dichloropropane	D2, QV	<	5.0	ug/L	1	B4D0607	04/29/14 21:05	04/29/14 21:05	EPA 8260B
2-Chlorotoluene	D2	<	5.0	ug/L	1	B4D0607	04/29/14 21:05	04/29/14 21:05	EPA 8260B
4-Chlorotoluene	D2	<	5.0	ug/L	1	B4D0607	04/29/14 21:05	04/29/14 21:05	EPA 8260B
Acetone	D2	<	100	ug/L	1	B4D0607	04/29/14 21:05	04/29/14 21:05	EPA 8260B
Allyl chloride	D2	<	5.0	ug/L	1	B4D0607	04/29/14 21:05	04/29/14 21:05	EPA 8260B
Benzene	D2	**17**	5.0	ug/L	1	B4D0607	04/29/14 21:05	04/29/14 21:05	EPA 8260B
Bromobenzene	D2	<	5.0	ug/L	1	B4D0607	04/29/14 21:05	04/29/14 21:05	EPA 8260B
Bromochloromethane	D2	<	5.0	ug/L	1	B4D0607	04/29/14 21:05	04/29/14 21:05	EPA 8260B
Bromodichloromethane	D2	<	5.0	ug/L	1	B4D0607	04/29/14 21:05	04/29/14 21:05	EPA 8260B
Bromoform	D2	<	5.0	ug/L	1	B4D0607	04/29/14 21:05	04/29/14 21:05	EPA 8260B
Bromomethane	D2	<	10	ug/L	1	B4D0607	04/29/14 21:05	04/29/14 21:05	EPA 8260B
Carbon tetrachloride	D2	<	5.0	ug/L	1	B4D0607	04/29/14 21:05	04/29/14 21:05	EPA 8260B
Chlorobenzene	D2	<	5.0	ug/L	1	B4D0607	04/29/14 21:05	04/29/14 21:05	EPA 8260B
Chlorodibromomethane	D2	<	5.0	ug/L	1	B4D0607	04/29/14 21:05	04/29/14 21:05	EPA 8260B
Chloroethane	D2	<	5.0	ug/L	1	B4D0607	04/29/14 21:05	04/29/14 21:05	EPA 8260B
Chloroform	D2	<	5.0	ug/L	1	B4D0607	04/29/14 21:05	04/29/14 21:05	EPA 8260B
Chloromethane	D2	<	5.0	ug/L	1	B4D0607	04/29/14 21:05	04/29/14 21:05	EPA 8260B
cis-1,2-Dichloroethene	D2	<	5.0	ug/L	1	B4D0607	04/29/14 21:05	04/29/14 21:05	EPA 8260B
cis-1,3-Dichloropropene	D2	<	5.0	ug/L	1	B4D0607	04/29/14 21:05	04/29/14 21:05	EPA 8260B
Dibromomethane	D2	<	5.0	ug/L	1	B4D0607	04/29/14 21:05	04/29/14 21:05	EPA 8260B
Dichlorodifluoromethane	D2, QV	<	5.0	ug/L	1	B4D0607	04/29/14 21:05	04/29/14 21:05	EPA 8260B
Dichlorofluoromethane	D2	<	5.0	ug/L	1	B4D0607	04/29/14 21:05	04/29/14 21:05	EPA 8260B
Ethyl ether	D2	<	5.0	ug/L	1	B4D0607	04/29/14 21:05	04/29/14 21:05	EPA 8260B
Ethylbenzene	D2	**18**	5.0	ug/L	1	B4D0607	04/29/14 21:05	04/29/14 21:05	EPA 8260B
Hexachlorobutadiene	D2	<	5.0	ug/L	1	B4D0607	04/29/14 21:05	04/29/14 21:05	EPA 8260B
Isopropylbenzene	D2	<	5.0	ug/L	1	B4D0607	04/29/14 21:05	04/29/14 21:05	EPA 8260B
Methyl ethyl ketone (MEK)	D2	<	50	ug/L	1	B4D0607	04/29/14 21:05	04/29/14 21:05	EPA 8260B

FINAL REPORT

Report ID: 05212014153800

Authorized by:

Paul Moyer, Environmental Laboratory Manager
Public Health Laboratory, Minnesota Department of Health

The results in this report apply only to the samples analyzed.
This report must not be reproduced, except in full, without the written approval of the laboratory.

Minnesota Department of Health
Public Health Laboratory
Environmental Laboratory Section
601 Robert St. N., P.O. Box 64899
St. Paul, MN 55164-0899
651-201-5300

Final Report
Analytical Results

Program Code: PL
Program Name: Metro MERLA-SF
Collected By: Ben Klaus
Collector ID: None

Project ID: St. Louis Park Solvent Plume
Facility Name/ID: None
City: None
Generated: 05/21/14 15:37

MDH Sample Number: 14D1723-15

Location ID: None
Field Name: None
Sampling Point: Waste-W
QA Type: None

Collect Date: 04/25/14
Collect Time: 8:45
Matrix: Non-potable Water

Field Residual Chlorine Result: None
Field Fluoride Result: None
Field pH Result: None
Field PO_4 Result: None

Receiving Comments: Non-MDH containers received/Temp > 6 C/Incorrect Sample Point on lab form. CAH

Results were produced by the Minnesota Department of Health, except where noted.

VOCs by GCMS - Continued

Analyte	Analyte Qualifier(s)	Result	Reporting Limit	Units	Dilution	Batch	Prepared	Analyzed	Method
Methyl isobutyl ketone (MIBK)	D2	<	25	ug/L	1	B4D0607	04/29/14 21:05	04/29/14 21:05	EPA 8260B
Methyl tertiary butyl ether (MTBE)	D2	<	10	ug/L	1	B4D0607	04/29/14 21:05	04/29/14 21:05	EPA 8260B
Methylene chloride	D2	<	10	ug/L	1	B4D0607	04/29/14 21:05	04/29/14 21:05	EPA 8260B
Naphthalene	D2	**360**	5.0	ug/L	1	B4D0607	04/29/14 21:05	04/29/14 21:05	EPA 8260B
n-Butylbenzene	D2	<	5.0	ug/L	1	B4D0607	04/29/14 21:05	04/29/14 21:05	EPA 8260B
n-Propylbenzene	D2	<	5.0	ug/L	1	B4D0607	04/29/14 21:05	04/29/14 21:05	EPA 8260B
o-Xylene	D2	**11**	5.0	ug/L	1	B4D0607	04/29/14 21:05	04/29/14 21:05	EPA 8260B
p&m-Xylene	D2	**8.4**	5.0	ug/L	1	B4D0607	04/29/14 21:05	04/29/14 21:05	EPA 8260B
p-Isopropyltoluene	D2	<	5.0	ug/L	1	B4D0607	04/29/14 21:05	04/29/14 21:05	EPA 8260B
sec-Butylbenzene	D2	<	5.0	ug/L	1	B4D0607	04/29/14 21:05	04/29/14 21:05	EPA 8260B
Styrene	D2	<	5.0	ug/L	1	B4D0607	04/29/14 21:05	04/29/14 21:05	EPA 8260B
tert-Butylbenzene	D2	<	5.0	ug/L	1	B4D0607	04/29/14 21:05	04/29/14 21:05	EPA 8260B
Tetrachloroethene	D2	**34**	5.0	ug/L	1	B4D0607	04/29/14 21:05	04/29/14 21:05	EPA 8260B
Tetrahydrofuran (THF)	D2	<	50	ug/L	1	B4D0607	04/29/14 21:05	04/29/14 21:05	EPA 8260B
Toluene	D2	<	5.0	ug/L	1	B4D0607	04/29/14 21:05	04/29/14 21:05	EPA 8260B
trans-1,2-Dichloroethene	D2	<	5.0	ug/L	1	B4D0607	04/29/14 21:05	04/29/14 21:05	EPA 8260B
trans-1,3-Dichloropropene	D2	<	5.0	ug/L	1	B4D0607	04/29/14 21:05	04/29/14 21:05	EPA 8260B
Trichloroethene (TCE)	D2	<	5.0	ug/L	1	B4D0607	04/29/14 21:05	04/29/14 21:05	EPA 8260B
Trichlorofluoromethane	D2	<	5.0	ug/L	1	B4D0607	04/29/14 21:05	04/29/14 21:05	EPA 8260B
Vinyl chloride	D2	<	5.0	ug/L	1	B4D0607	04/29/14 21:05	04/29/14 21:05	EPA 8260B

Authorized by:

Paul Moyer, Environmental Laboratory Manager
Public Health Laboratory, Minnesota Department of Health

The results in this report apply only to the samples analyzed.
This report must not be reproduced, except in full, without the written approval of the laboratory.

Minnesota Department of Health
Public Health Laboratory
Environmental Laboratory Section
601 Robert St. N., P.O. Box 64899
St. Paul, MN 55164-0899
651-201-5300

Final Report
Analytical Results

Program Code: PL
Program Name: Metro MERLA-SF
Collected By: Ben Klaus
Collector ID: None

Project ID: St. Louis Park Solvent Plume
Facility Name/ID: None
City: None
Generated: 05/21/14 15:37

MDH Sample Number: 14D1723-16

Location ID: None
Field Name: None
Sampling Point: trip Blank
QA Type: Trip Blank

Collect Date: 04/16/14
Collect Time: 8:00
Matrix: Non-potable Water

Field Residual Chlorine Result: None
Field Fluoride Result: None
Field pH Result: None
Field PO_4 Result: None

Receiving Comments: Non-MDH containers received/Temp > 6 C/Collection time on containers do not match lab form. CAH

Results were produced by the Minnesota Department of Health, except where noted.

VOCs by GCMS

Analyte	Analyte Qualifier(s)	Result	Reporting Limit	Units	Dilution	Batch	Prepared	Analyzed	Method
Surrogate: 1,2-Dichlorobenzene-d4		*100*	*70-130*	%	*1*	*B4D0607*	*04/29/14 18:00*	*04/29/14 18:00*	*EPA 8260B*
Surrogate: 1,2-Dichloroethane-d4		*100*	*70-130*	%	*1*	*B4D0607*	*04/29/14 18:00*	*04/29/14 18:00*	*EPA 8260B*
Surrogate: 4-Bromofluorobenzene		*102*	*70-130*	%	*1*	*B4D0607*	*04/29/14 18:00*	*04/29/14 18:00*	*EPA 8260B*
Surrogate: Dibromofluoromethane		*101*	*70-130*	%	*1*	*B4D0607*	*04/29/14 18:00*	*04/29/14 18:00*	*EPA 8260B*
Surrogate: Toluene-d8		*100*	*70-130*	%	*1*	*B4D0607*	*04/29/14 18:00*	*04/29/14 18:00*	*EPA 8260B*
1,1,1,2-Tetrachloroethane		<	1.0	ug/L	1	B4D0607	04/29/14 18:00	04/29/14 18:00	EPA 8260B
1,1,1-Trichloroethane		<	1.0	ug/L	1	B4D0607	04/29/14 18:00	04/29/14 18:00	EPA 8260B
1,1,2,2-Tetrachloroethane		<	1.0	ug/L	1	B4D0607	04/29/14 18:00	04/29/14 18:00	EPA 8260B
1,1,2-Trichloroethane		<	1.0	ug/L	1	B4D0607	04/29/14 18:00	04/29/14 18:00	EPA 8260B
1,1,2-Trichlorotrifluoroethane		<	1.0	ug/L	1	B4D0607	04/29/14 18:00	04/29/14 18:00	EPA 8260B
1,1-Dichloroethane		<	1.0	ug/L	1	B4D0607	04/29/14 18:00	04/29/14 18:00	EPA 8260B
1,1-Dichloroethene		<	1.0	ug/L	1	B4D0607	04/29/14 18:00	04/29/14 18:00	EPA 8260B
1,1-Dichloropropene		<	1.0	ug/L	1	B4D0607	04/29/14 18:00	04/29/14 18:00	EPA 8260B
1,2,3-Trichlorobenzene		<	1.0	ug/L	1	B4D0607	04/29/14 18:00	04/29/14 18:00	EPA 8260B
1,2,3-Trichloropropane		<	1.0	ug/L	1	B4D0607	04/29/14 18:00	04/29/14 18:00	EPA 8260B
1,2,4-Trichlorobenzene		<	1.0	ug/L	1	B4D0607	04/29/14 18:00	04/29/14 18:00	EPA 8260B
1,2,4-Trimethylbenzene		<	1.0	ug/L	1	B4D0607	04/29/14 18:00	04/29/14 18:00	EPA 8260B
1,2-Dibromo-3-chloropropane (DBCP)		<	5.0	ug/L	1	B4D0607	04/29/14 18:00	04/29/14 18:00	EPA 8260B
1,2-Dibromoethane (EDB)		<	1.0	ug/L	1	B4D0607	04/29/14 18:00	04/29/14 18:00	EPA 8260B
1,2-Dichlorobenzene		<	1.0	ug/L	1	B4D0607	04/29/14 18:00	04/29/14 18:00	EPA 8260B
1,2-Dichloroethane		<	1.0	ug/L	1	B4D0607	04/29/14 18:00	04/29/14 18:00	EPA 8260B
1,2-Dichloropropane		<	1.0	ug/L	1	B4D0607	04/29/14 18:00	04/29/14 18:00	EPA 8260B
1,3,5-Trimethylbenzene		<	1.0	ug/L	1	B4D0607	04/29/14 18:00	04/29/14 18:00	EPA 8260B
1,3-Dichlorobenzene		<	1.0	ug/L	1	B4D0607	04/29/14 18:00	04/29/14 18:00	EPA 8260B
1,3-Dichloropropane		<	1.0	ug/L	1	B4D0607	04/29/14 18:00	04/29/14 18:00	EPA 8260B
1,4-Dichlorobenzene		<	1.0	ug/L	1	B4D0607	04/29/14 18:00	04/29/14 18:00	EPA 8260B

FINAL REPORT

Report ID: 05212014153800

Authorized by:

Paul Moyer, Environmental Laboratory Manager
Public Health Laboratory, Minnesota Department of Health

The results in this report apply only to the samples analyzed.
This report must not be reproduced, except in full, without the written approval of the laboratory.

Minnesota Department of Health
Public Health Laboratory
Environmental Laboratory Section
601 Robert St. N., P.O. Box 64899
St. Paul, MN 55164-0899
651-201-5300

Final Report
Analytical Results

Program Code: PL
Program Name: Metro MERLA-SF
Collected By: Ben Klaus
Collector ID: None

Project ID: St. Louis Park Solvent Plume
Facility Name/ID: None
City: None
Generated: 05/21/14 15:37

MDH Sample Number: 14D1723-16

Location ID: None
Field Name: None
Sampling Point: trip Blank
QA Type: Trip Blank

Collect Date: 04/16/14
Collect Time: 8:00
Matrix: Non-potable Water

Field Residual Chlorine Result: None
Field Fluoride Result: None
Field pH Result: None
Field PO_4 Result: None

Receiving Comments: Non-MDH containers received/Temp > 6 C/Collection time on containers do not match lab form. CAH

Results were produced by the Minnesota Department of Health, except where noted.

VOCs by GCMS - Continued

Analyte	Analyte Qualifier(s)	Result	Reporting Limit	Units	Dilution	Batch	Prepared	Analyzed	Method
2,2-Dichloropropane	QV	<	1.0	ug/L	1	B4D0607	04/29/14 18:00	04/29/14 18:00	EPA 8260B
2-Chlorotoluene		<	1.0	ug/L	1	B4D0607	04/29/14 18:00	04/29/14 18:00	EPA 8260B
4-Chlorotoluene		<	1.0	ug/L	1	B4D0607	04/29/14 18:00	04/29/14 18:00	EPA 8260B
Acetone		<	20	ug/L	1	B4D0607	04/29/14 18:00	04/29/14 18:00	EPA 8260B
Allyl chloride		<	1.0	ug/L	1	B4D0607	04/29/14 18:00	04/29/14 18:00	EPA 8260B
Benzene		<	1.0	ug/L	1	B4D0607	04/29/14 18:00	04/29/14 18:00	EPA 8260B
Bromobenzene		<	1.0	ug/L	1	B4D0607	04/29/14 18:00	04/29/14 18:00	EPA 8260B
Bromochloromethane		<	1.0	ug/L	1	B4D0607	04/29/14 18:00	04/29/14 18:00	EPA 8260B
Bromodichloromethane		<	1.0	ug/L	1	B4D0607	04/29/14 18:00	04/29/14 18:00	EPA 8260B
Bromoform		<	1.0	ug/L	1	B4D0607	04/29/14 18:00	04/29/14 18:00	EPA 8260B
Bromomethane		<	2.0	ug/L	1	B4D0607	04/29/14 18:00	04/29/14 18:00	EPA 8260B
Carbon tetrachloride		<	1.0	ug/L	1	B4D0607	04/29/14 18:00	04/29/14 18:00	EPA 8260B
Chlorobenzene		<	1.0	ug/L	1	B4D0607	04/29/14 18:00	04/29/14 18:00	EPA 8260B
Chlorodibromomethane		<	1.0	ug/L	1	B4D0607	04/29/14 18:00	04/29/14 18:00	EPA 8260B
Chloroethane		<	1.0	ug/L	1	B4D0607	04/29/14 18:00	04/29/14 18:00	EPA 8260B
Chloroform		<	1.0	ug/L	1	B4D0607	04/29/14 18:00	04/29/14 18:00	EPA 8260B
Chloromethane		<	1.0	ug/L	1	B4D0607	04/29/14 18:00	04/29/14 18:00	EPA 8260B
cis-1,2-Dichloroethene		<	1.0	ug/L	1	B4D0607	04/29/14 18:00	04/29/14 18:00	EPA 8260B
cis-1,3-Dichloropropene		<	1.0	ug/L	1	B4D0607	04/29/14 18:00	04/29/14 18:00	EPA 8260B
Dibromomethane		<	1.0	ug/L	1	B4D0607	04/29/14 18:00	04/29/14 18:00	EPA 8260B
Dichlorodifluoromethane	QV	<	1.0	ug/L	1	B4D0607	04/29/14 18:00	04/29/14 18:00	EPA 8260B
Dichlorofluoromethane		<	1.0	ug/L	1	B4D0607	04/29/14 18:00	04/29/14 18:00	EPA 8260B
Ethyl ether		<	1.0	ug/L	1	B4D0607	04/29/14 18:00	04/29/14 18:00	EPA 8260B
Ethylbenzene		<	1.0	ug/L	1	B4D0607	04/29/14 18:00	04/29/14 18:00	EPA 8260B
Hexachlorobutadiene		<	1.0	ug/L	1	B4D0607	04/29/14 18:00	04/29/14 18:00	EPA 8260B
Isopropylbenzene		<	1.0	ug/L	1	B4D0607	04/29/14 18:00	04/29/14 18:00	EPA 8260B
Methyl ethyl ketone (MEK)		<	10	ug/L	1	B4D0607	04/29/14 18:00	04/29/14 18:00	EPA 8260B

FINAL REPORT

Report ID: 05212014153800

Authorized by:

Paul Moyer, Environmental Laboratory Manager
Public Health Laboratory, Minnesota Department of Health

The results in this report apply only to the samples analyzed.
This report must not be reproduced, except in full, without the written approval of the laboratory.

Minnesota Department of Health
Public Health Laboratory
Environmental Laboratory Section
601 Robert St. N., P.O. Box 64899
St. Paul, MN 55164-0899
651-201-5300

Final Report
Analytical Results

Program Code: PL
Program Name: Metro MERLA-SF
Collected By: Ben Klaus
Collector ID: None

Project ID: St. Louis Park Solvent Plume
Facility Name/ID: None
City: None
Generated: 05/21/14 15:37

MDH Sample Number: 14D1723-16

Location ID: None
Field Name: None
Sampling Point: trip Blank
QA Type: Trip Blank

Collect Date: 04/16/14
Collect Time: 8:00
Matrix: Non-potable Water

Field Residual Chlorine Result: None
Field Fluoride Result: None
Field pH Result: None
Field PO_4 Result: None

Receiving Comments: Non-MDH containers received/Temp > 6 C/Collection time on containers do not match lab form. CAH

Results were produced by the Minnesota Department of Health, except where noted.

VOCs by GCMS - Continued

Analyte	Analyte Qualifier(s)	Result	Reporting Limit	Units	Dilution	Batch	Prepared	Analyzed	Method
Methyl isobutyl ketone (MIBK)		<	5.0	ug/L	1	B4D0607	04/29/14 18:00	04/29/14 18:00	EPA 8260B
Methyl tertiary butyl ether (MTBE)		<	2.0	ug/L	1	B4D0607	04/29/14 18:00	04/29/14 18:00	EPA 8260B
Methylene chloride		<	2.0	ug/L	1	B4D0607	04/29/14 18:00	04/29/14 18:00	EPA 8260B
Naphthalene		<	1.0	ug/L	1	B4D0607	04/29/14 18:00	04/29/14 18:00	EPA 8260B
n-Butylbenzene		<	1.0	ug/L	1	B4D0607	04/29/14 18:00	04/29/14 18:00	EPA 8260B
n-Propylbenzene		<	1.0	ug/L	1	B4D0607	04/29/14 18:00	04/29/14 18:00	EPA 8260B
o-Xylene		<	1.0	ug/L	1	B4D0607	04/29/14 18:00	04/29/14 18:00	EPA 8260B
p&m-Xylene		<	1.0	ug/L	1	B4D0607	04/29/14 18:00	04/29/14 18:00	EPA 8260B
p-Isopropyltoluene		<	1.0	ug/L	1	B4D0607	04/29/14 18:00	04/29/14 18:00	EPA 8260B
sec-Butylbenzene		<	1.0	ug/L	1	B4D0607	04/29/14 18:00	04/29/14 18:00	EPA 8260B
Styrene		<	1.0	ug/L	1	B4D0607	04/29/14 18:00	04/29/14 18:00	EPA 8260B
tert-Butylbenzene		<	1.0	ug/L	1	B4D0607	04/29/14 18:00	04/29/14 18:00	EPA 8260B
Tetrachloroethene		<	1.0	ug/L	1	B4D0607	04/29/14 18:00	04/29/14 18:00	EPA 8260B
Tetrahydrofuran (THF)		<	10	ug/L	1	B4D0607	04/29/14 18:00	04/29/14 18:00	EPA 8260B
Toluene		<	1.0	ug/L	1	B4D0607	04/29/14 18:00	04/29/14 18:00	EPA 8260B
trans-1,2-Dichloroethene		<	1.0	ug/L	1	B4D0607	04/29/14 18:00	04/29/14 18:00	EPA 8260B
trans-1,3-Dichloropropene		<	1.0	ug/L	1	B4D0607	04/29/14 18:00	04/29/14 18:00	EPA 8260B
Trichloroethene (TCE)		<	1.0	ug/L	1	B4D0607	04/29/14 18:00	04/29/14 18:00	EPA 8260B
Trichlorofluoromethane		<	1.0	ug/L	1	B4D0607	04/29/14 18:00	04/29/14 18:00	EPA 8260B
Vinyl chloride		<	1.0	ug/L	1	B4D0607	04/29/14 18:00	04/29/14 18:00	EPA 8260B

Authorized by:

Paul Moyer, Environmental Laboratory Manager
Public Health Laboratory, Minnesota Department of Health

The results in this report apply only to the samples analyzed.
This report must not be reproduced, except in full, without the written approval of the laboratory.

Minnesota Department of Health
Public Health Laboratory
Environmental Laboratory Section
601 Robert St. N., P.O. Box 64899
St. Paul, MN 55164-0899
651-201-5300

Final Report
Quality Control

Program Code: PL	Project ID: St. Louis Park Solvent Plume
Program Name: Metro MERLA-SF	Facility Name/ID: [none]
Collected By: Ben Klaus	City: None
Collector ID: None	Generated: 05/21/14 15:37

Batch Summary

Samples in Batch: B4D0607 - EPA 5030B Preparation

14D1723-01	14D1723-07	14D1723-08	14D1723-09	14D1723-15	14D1723-16

Samples in Batch: B4D0608 - EPA 5030B Preparation

14D1723-02	14D1723-03	14D1723-04	14D1723-06	14D1723-07RE1	14D1723-08RE1	14D1723-14

Samples in Batch: B4D0694 - EPA 5030B Preparation

14D1723-10	14D1723-11	14D1723-12	14D1723-13

Samples in Batch: B4D0696 - EPA 5030B Preparation

14D1723-05	14D1723-05RE1	14D1723-10RE1	14D1723-11RE1	14D1723-12RE1	14D1723-14RE1

Authorized by:

The results in this report apply only to the samples analyzed.
This report must not be reproduced, except in full, without the written approval of the laboratory.

Paul Moyer, Environmental Laboratory Manager
Public Health Laboratory, Minnesota Department of Health

Minnesota Department of Health
Public Health Laboratory
Environmental Laboratory Section
601 Robert St. N., P.O. Box 64899
St. Paul, MN 55164-0899
651-201-5300

Final Report
Quality Control

Program Code: PL	Project ID: St. Louis Park Solvent Plume
Program Name: Metro MERLA-SF	Facility Name/ID: None
Collected By: Ben Klaus	City: None
Collector ID: None	Generated: 05/21/14 15:37

Results were produced by Minnesota Department of Health, except where noted.

Batch B4D0607 - EPA 5030B Preparation

Blank (B4D0607-BLK1) **Prepared: 04/29/14 17:08 Analyzed: 04/29/14 17:08**

Analyte	Analyte Qualifier(s)	Result	Reporting Limit	Units	Spike Level	Source Result	%REC	%REC Limits	RPD	RPD Limit
Surrogate: 1,2-Dichlorobenzene-d4		*101*	*70-130*	*%*	*10*					
Surrogate: 1,2-Dichloroethane-d4		*103*	*70-130*	*%*	*10*					
Surrogate: 4-Bromofluorobenzene		*100*	*70-130*	*%*	*10*					
Surrogate: Dibromofluoromethane		*101*	*70-130*	*%*	*10*					
Surrogate: Toluene-d8		*102*	*70-130*	*%*	*10*					
1,1,1,2-Tetrachloroethane		<	1.0	ug/L						
1,1,1-Trichloroethane		<	1.0	ug/L						
1,1,2,2-Tetrachloroethane		<	1.0	ug/L						
1,1,2-Trichloroethane		<	1.0	ug/L						
1,1,2-Trichlorotrifluoroethane		<	1.0	ug/L						
1,1-Dichloroethane		<	1.0	ug/L						
1,1-Dichloroethene		<	1.0	ug/L						
1,1-Dichloropropene		<	1.0	ug/L						
1,2,3-Trichlorobenzene		<	1.0	ug/L						
1,2,3-Trichloropropane		<	1.0	ug/L						
1,2,4-Trichlorobenzene		<	1.0	ug/L						
1,2,4-Trimethylbenzene		<	1.0	ug/L						
1,2-Dibromo-3-chloropropane (DBCP)		<	5.0	ug/L						
1,2-Dibromoethane (EDB)		<	1.0	ug/L						
1,2-Dichlorobenzene		<	1.0	ug/L						
1,2-Dichloroethane		<	1.0	ug/L						
1,2-Dichloropropane		<	1.0	ug/L						
1,3,5-Trimethylbenzene		<	1.0	ug/L						
1,3-Dichlorobenzene		<	1.0	ug/L						
1,3-Dichloropropane		<	1.0	ug/L						
1,4-Dichlorobenzene		<	1.0	ug/L						
2,2-Dichloropropane		<	1.0	ug/L						
2-Chlorotoluene		<	1.0	ug/L						
4-Chlorotoluene		<	1.0	ug/L						
Acetone		<	20	ug/L						
Allyl chloride		<	1.0	ug/L						
Benzene		<	1.0	ug/L						
Bromobenzene		<	1.0	ug/L						
Bromochloromethane		<	1.0	ug/L						
Bromodichloromethane		<	1.0	ug/L						

Authorized by:

The results in this report apply only to the samples analyzed.
This report must not be reproduced, except in full, without the written approval of the laboratory.

Paul Moyer, Environmental Laboratory Manager
Public Health Laboratory, Minnesota Department of Health

Minnesota Department of Health
Public Health Laboratory
Environmental Laboratory Section
601 Robert St. N., P.O. Box 64899
St. Paul, MN 55164-0899
651-201-5300

Final Report
Quality Control

Program Code: PL	Project ID: St. Louis Park Solvent Plume
Program Name: Metro MERLA-SF	Facility Name/ID: None
Collected By: Ben Klaus	City: None
Collector ID: None	Generated: 05/21/14 15:37

Results were produced by Minnesota Department of Health, except where noted.

Batch B4D0607 - EPA 5030B Preparation

Blank (B4D0607-BLK1) **Prepared: 04/29/14 17:08 Analyzed: 04/29/14 17:08**

Analyte	Analyte Qualifier(s)	Result	Reporting Limit	Units	Spike Level	Source Result	%REC	%REC Limits	RPD	RPD Limit
Bromoform		<	1.0	ug/L						
Bromomethane		<	2.0	ug/L						
Carbon tetrachloride		<	1.0	ug/L						
Chlorobenzene		<	1.0	ug/L						
Chlorodibromomethane		<	1.0	ug/L						
Chloroethane		<	1.0	ug/L						
Chloroform		<	1.0	ug/L						
Chloromethane		<	1.0	ug/L						
cis-1,2-Dichloroethene		<	1.0	ug/L						
cis-1,3-Dichloropropene		<	1.0	ug/L						
Dibromomethane		<	1.0	ug/L						
Dichlorodifluoromethane		<	1.0	ug/L						
Dichlorofluoromethane		<	1.0	ug/L						
Ethyl ether		<	1.0	ug/L						
Ethylbenzene		<	1.0	ug/L						
Hexachlorobutadiene		<	1.0	ug/L						
Isopropylbenzene		<	1.0	ug/L						
Methyl ethyl ketone (MEK)		<	10	ug/L						
Methyl isobutyl ketone (MIBK)		<	5.0	ug/L						
Methyl tertiary butyl ether (MTBE)		<	2.0	ug/L						
Methylene chloride		<	2.0	ug/L						
Naphthalene		<	1.0	ug/L						
n-Butylbenzene		<	1.0	ug/L						
n-Propylbenzene		<	1.0	ug/L						
o-Xylene		<	1.0	ug/L						
p&m-Xylene		<	1.0	ug/L						
p-Isopropyltoluene		<	1.0	ug/L						
sec-Butylbenzene		<	1.0	ug/L						
Styrene		<	1.0	ug/L						
tert-Butylbenzene		<	1.0	ug/L						
Tetrachloroethene		<	1.0	ug/L						
Tetrahydrofuran (THF)		<	10	ug/L						
Toluene		<	1.0	ug/L						
trans-1,2-Dichloroethene		<	1.0	ug/L						
trans-1,3-Dichloropropene		<	1.0	ug/L						

Authorized by:

The results in this report apply only to the samples analyzed.
This report must not be reproduced, except in full, without the written approval of the laboratory.

Paul Moyer, Environmental Laboratory Manager
Public Health Laboratory, Minnesota Department of Health

Minnesota Department of Health
Public Health Laboratory
Environmental Laboratory Section
601 Robert St. N., P.O. Box 64899
St. Paul, MN 55164-0899
651-201-5300

Final Report
Quality Control

Program Code: PL	Project ID: St. Louis Park Solvent Plume
Program Name: Metro MERLA-SF	Facility Name/ID: None
Collected By: Ben Klaus	City: None
Collector ID: None	Generated: 05/21/14 15:37

Results were produced by Minnesota Department of Health, except where noted.

Batch B4D0607 - EPA 5030B Preparation

Blank (B4D0607-BLK1) **Prepared: 04/29/14 17:08 Analyzed: 04/29/14 17:08**

Analyte	Analyte Qualifier(s)	Result	Reporting Limit	Units	Spike Level	Source Result	%REC	%REC Limits	RPD	RPD Limit
Trichloroethene (TCE)		<	1.0	ug/L						
Trichlorofluoromethane		<	1.0	ug/L						
Vinyl chloride		<	1.0	ug/L						

LCS (B4D0607-BS1) **Prepared: 04/29/14 15:43 Analyzed: 04/29/14 15:43**

Analyte	Analyte Qualifier(s)	Result	Reporting Limit	Units	Spike Level	Source Result	%REC	%REC Limits	RPD	RPD Limit
Surrogate: 1,2-Dichlorobenzene-d4		*99*	*70-130*	*%*	*10*					
Surrogate: 1,2-Dichloroethane-d4		*101*	*70-130*	*%*	*10*					
Surrogate: 4-Bromofluorobenzene		*99*	*70-130*	*%*	*10*					
Surrogate: Dibromofluoromethane		*106*	*70-130*	*%*	*10*					
Surrogate: Toluene-d8		*101*	*70-130*	*%*	*10*					
1,1,1,2-Tetrachloroethane		9.2	1.0	ug/L	10		92	70-130		
1,1,1-Trichloroethane		8.4	1.0	ug/L	10		84	70-130		
1,1,2,2-Tetrachloroethane		9.6	1.0	ug/L	10		96	70-130		
1,1,2-Trichloroethane		9.4	1.0	ug/L	10		94	70-130		
1,1,2-Trichlorotrifluoroethane		8.8	1.0	ug/L	10		88	70-130		
1,1-Dichloroethane		8.8	1.0	ug/L	10		88	70-130		
1,1-Dichloroethene		8.8	1.0	ug/L	10		88	80-120		
1,1-Dichloropropene		8.8	1.0	ug/L	10		88	70-130		
1,2,3-Trichlorobenzene		9.7	1.0	ug/L	10		97	70-130		
1,2,3-Trichloropropane		9.5	1.0	ug/L	10		95	70-130		
1,2,4-Trichlorobenzene		9.8	1.0	ug/L	10		98	70-130		
1,2,4-Trimethylbenzene		10	1.0	ug/L	10		101	70-130		
1,2-Dibromo-3-chloropropane (DBCP)		9.5	5.0	ug/L	10		95	70-130		
1,2-Dibromoethane (EDB)		9.5	1.0	ug/L	10		95	70-130		
1,2-Dichlorobenzene		9.4	1.0	ug/L	10		94	70-130		
1,2-Dichloroethane		8.9	1.0	ug/L	10		89	70-130		
1,2-Dichloropropane		9.1	1.0	ug/L	10		91	80-120		
1,3,5-Trimethylbenzene		10	1.0	ug/L	10		101	70-130		
1,3-Dichlorobenzene		9.5	1.0	ug/L	10		95	70-130		
1,3-Dichloropropane		9.4	1.0	ug/L	10		94	70-130		
1,4-Dichlorobenzene		9.5	1.0	ug/L	10		95	70-130		
2,2-Dichloropropane		8.6	1.0	ug/L	10		86	70-130		
2-Chlorotoluene		9.6	1.0	ug/L	10		96	70-130		

FINAL REPORT

Report ID: 05212014153800

Authorized by:

The results in this report apply only to the samples analyzed.
This report must not be reproduced, except in full, without the written approval of the laboratory.

Paul Moyer, Environmental Laboratory Manager
Public Health Laboratory, Minnesota Department of Health

Minnesota Department of Health
Public Health Laboratory
Environmental Laboratory Section
601 Robert St. N., P.O. Box 64899
St. Paul, MN 55164-0899
651-201-5300

Final Report
Quality Control

Program Code: PL	Project ID: St. Louis Park Solvent Plume
Program Name: Metro MERLA-SF	Facility Name/ID: None
Collected By: Ben Klaus	City: None
Collector ID: None	Generated: 05/21/14 15:37

Results were produced by Minnesota Department of Health, except where noted.

Batch B4D0607 - EPA 5030B Preparation

LCS (B4D0607-BS1) **Prepared: 04/29/14 15:43 Analyzed: 04/29/14 15:43**

Analyte	Analyte Qualifier(s)	Result	Reporting Limit	Units	Spike Level	Source Result	%REC	%REC Limits	RPD	RPD Limit
4-Chlorotoluene		9.8	1.0	ug/L	10		98	70-130		
Acetone		86	20	ug/L	100		86	70-130		
Allyl chloride		8.8	1.0	ug/L	10		88	70-130		
Benzene		9.1	1.0	ug/L	10		91	70-130		
Bromobenzene		9.3	1.0	ug/L	10		93	70-130		
Bromochloromethane		8.8	1.0	ug/L	10		88	70-130		
Bromodichloromethane		8.4	1.0	ug/L	10		84	70-130		
Bromoform		9.3	1.0	ug/L	10		93	70-130		
Bromomethane		7.2	2.0	ug/L	10		72	70-130		
Carbon tetrachloride		8.7	1.0	ug/L	10		87	70-130		
Chlorobenzene		9.3	1.0	ug/L	10		93	70-130		
Chlorodibromomethane		9.3	1.0	ug/L	10		93	70-130		
Chloroethane		9.0	1.0	ug/L	10		90	70-130		
Chloroform		8.7	1.0	ug/L	10		87	80-120		
Chloromethane		8.7	1.0	ug/L	10		87	70-130		
cis-1,2-Dichloroethene		9.0	1.0	ug/L	10		90	70-130		
cis-1,3-Dichloropropene		9.3	1.0	ug/L	10		93	70-130		
Dibromomethane		8.7	1.0	ug/L	10		87	70-130		
Dichlorodifluoromethane	QV	6.3	1.0	ug/L	10		63	70-130		
Dichlorofluoromethane		8.7	1.0	ug/L	10		87	70-130		
Ethyl ether		9.1	1.0	ug/L	10		91	70-130		
Ethylbenzene		9.7	1.0	ug/L	10		97	80-120		
Hexachlorobutadiene		9.3	1.0	ug/L	10		93	70-130		
Isopropylbenzene		9.9	1.0	ug/L	10		99	70-130		
Methyl ethyl ketone (MEK)		46	10	ug/L	50		93	70-130		
Methyl isobutyl ketone (MIBK)		50	5.0	ug/L	50		100	70-130		
Methyl tertiary butyl ether (MTBE)		9.0	2.0	ug/L	10		90	70-130		
Methylene chloride		8.7	2.0	ug/L	10		87	70-130		
Naphthalene		11	1.0	ug/L	10		108	70-130		
n-Butylbenzene		10	1.0	ug/L	10		102	70-130		
n-Propylbenzene		11	1.0	ug/L	10		107	70-130		
o-Xylene		9.5	1.0	ug/L	10		95	70-130		
p&m-Xylene		9.7	1.0	ug/L	10		97	70-130		
p-Isopropyltoluene		10	1.0	ug/L	10		101	70-130		
sec-Butylbenzene		10	1.0	ug/L	10		103	70-130		

Authorized by:

Paul Moyer, Environmental Laboratory Manager
Public Health Laboratory, Minnesota Department of Health

The results in this report apply only to the samples analyzed.
This report must not be reproduced, except in full, without the written approval of the laboratory.

Minnesota Department of Health
Public Health Laboratory
Environmental Laboratory Section
601 Robert St. N., P.O. Box 64899
St. Paul, MN 55164-0899
651-201-5300

Final Report
Quality Control

Program Code: PL	Project ID: St. Louis Park Solvent Plume
Program Name: Metro MERLA-SF	Facility Name/ID: None
Collected By: Ben Klaus	City: None
Collector ID: None	Generated: 05/21/14 15:37

Results were produced by Minnesota Department of Health, except where noted.

Batch B4D0607 - EPA 5030B Preparation

LCS (B4D0607-BS1) **Prepared: 04/29/14 15:43 Analyzed: 04/29/14 15:43**

Analyte	Analyte Qualifier(s)	Result	Reporting Limit	Units	Spike Level	Source Result	%REC	%REC Limits	RPD	RPD Limit
Styrene		10	1.0	ug/L	10		101	70-130		
tert-Butylbenzene		9.8	1.0	ug/L	10		98	70-130		
Tetrachloroethene		9.3	1.0	ug/L	10		93	70-130		
Tetrahydrofuran (THF)		90	10	ug/L	100		90	70-130		
Toluene		9.4	1.0	ug/L	10		94	80-120		
trans-1,2-Dichloroethene		9.0	1.0	ug/L	10		90	70-130		
trans-1,3-Dichloropropene		9.5	1.0	ug/L	10		95	70-130		
Trichloroethene (TCE)		8.7	1.0	ug/L	10		87	70-130		
Trichlorofluoromethane		8.8	1.0	ug/L	10		88	70-130		
Vinyl chloride		8.6	1.0	ug/L	10		86	80-120		

LCS Dup (B4D0607-BSD1) **Prepared: 04/29/14 21:31 Analyzed: 04/29/14 21:31**

Analyte	Analyte Qualifier(s)	Result	Reporting Limit	Units	Spike Level	Source Result	%REC	%REC Limits	RPD	RPD Limit
Surrogate: 1,2-Dichlorobenzene-d4		*99*	*70-130*	*%*	*10*					
Surrogate: 1,2-Dichloroethane-d4		*102*	*70-130*	*%*	*10*					
Surrogate: 4-Bromofluorobenzene		*99*	*70-130*	*%*	*10*					
Surrogate: Dibromofluoromethane		*105*	*70-130*	*%*	*10*					
Surrogate: Toluene-d8		*101*	*70-130*	*%*	*10*					
1,1,1,2-Tetrachloroethane		8.3	1.0	ug/L	10		83	70-130	10	30
1,1,1-Trichloroethane		7.7	1.0	ug/L	10		77	70-130	9	30
1,1,2,2-Tetrachloroethane		9.4	1.0	ug/L	10		94	70-130	2	30
1,1,2-Trichloroethane		9.4	1.0	ug/L	10		94	70-130	0.3	30
1,1,2-Trichlorotrifluoroethane		8.1	1.0	ug/L	10		81	70-130	8	30
1,1-Dichloroethane		8.5	1.0	ug/L	10		85	70-130	3	30
1,1-Dichloroethene		8.5	1.0	ug/L	10		85	80-120	4	30
1,1-Dichloropropene		8.4	1.0	ug/L	10		84	70-130	5	30
1,2,3-Trichlorobenzene		9.3	1.0	ug/L	10		93	70-130	4	30
1,2,3-Trichloropropane		9.4	1.0	ug/L	10		94	70-130	0.9	30
1,2,4-Trichlorobenzene		9.2	1.0	ug/L	10		92	70-130	7	30
1,2,4-Trimethylbenzene		9.6	1.0	ug/L	10		96	70-130	5	30
1,2-Dibromo-3-chloropropane (DBCP)		8.8	5.0	ug/L	10		88	70-130	9	30
1,2-Dibromoethane (EDB)		9.3	1.0	ug/L	10		93	70-130	1	30
1,2-Dichlorobenzene		9.2	1.0	ug/L	10		92	70-130	3	30
1,2-Dichloroethane		8.9	1.0	ug/L	10		89	70-130	0.07	30

FINAL REPORT

Report ID: 05212014153800

Authorized by:

The results in this report apply only to the samples analyzed.
This report must not be reproduced, except in full, without the written approval of the laboratory.

Paul Moyer, Environmental Laboratory Manager
Public Health Laboratory, Minnesota Department of Health

Minnesota Department of Health
Public Health Laboratory
Environmental Laboratory Section
601 Robert St. N., P.O. Box 64899
St. Paul, MN 55164-0899
651-201-5300

Final Report
Quality Control

Program Code: PL	Project ID: St. Louis Park Solvent Plume
Program Name: Metro MERLA-SF	Facility Name/ID: None
Collected By: Ben Klaus	City: None
Collector ID: None	Generated: 05/21/14 15:37

Results were produced by Minnesota Department of Health, except where noted.

Batch B4D0607 - EPA 5030B Preparation

LCS Dup (B4D0607-BSD1) **Prepared: 04/29/14 21:31 Analyzed: 04/29/14 21:31**

Analyte	Analyte Qualifier(s)	Result	Reporting Limit	Units	Spike Level	Source Result	%REC	%REC Limits	RPD	RPD Limit
1,2-Dichloropropane		8.9	1.0	ug/L	10		89	80-120	2	30
1,3,5-Trimethylbenzene		9.6	1.0	ug/L	10		96	70-130	5	30
1,3-Dichlorobenzene		9.1	1.0	ug/L	10		91	70-130	4	30
1,3-Dichloropropane		9.3	1.0	ug/L	10		93	70-130	1	30
1,4-Dichlorobenzene		9.1	1.0	ug/L	10		91	70-130	5	30
2,2-Dichloropropane	QV	7.0	1.0	ug/L	10		70	70-130	20	30
2-Chlorotoluene		9.0	1.0	ug/L	10		90	70-130	6	30
4-Chlorotoluene		9.5	1.0	ug/L	10		95	70-130	3	30
Acetone		94	20	ug/L	100		94	70-130	9	30
Allyl chloride		8.1	1.0	ug/L	10		81	70-130	8	30
Benzene		8.8	1.0	ug/L	10		88	70-130	3	30
Bromobenzene		9.0	1.0	ug/L	10		90	70-130	4	30
Bromochloromethane		8.5	1.0	ug/L	10		85	70-130	4	30
Bromodichloromethane		7.8	1.0	ug/L	10		78	70-130	7	30
Bromoform		8.2	1.0	ug/L	10		82	70-130	13	30
Bromomethane		7.6	2.0	ug/L	10		76	70-130	6	30
Carbon tetrachloride		7.5	1.0	ug/L	10		75	70-130	14	30
Chlorobenzene		9.0	1.0	ug/L	10		90	70-130	4	30
Chlorodibromomethane		8.3	1.0	ug/L	10		83	70-130	10	30
Chloroethane		8.9	1.0	ug/L	10		89	70-130	1	30
Chloroform		8.4	1.0	ug/L	10		84	80-120	3	30
Chloromethane		8.1	1.0	ug/L	10		81	70-130	7	30
cis-1,2-Dichloroethene		8.7	1.0	ug/L	10		87	70-130	3	30
cis-1,3-Dichloropropene		8.6	1.0	ug/L	10		86	70-130	7	30
Dibromomethane		8.6	1.0	ug/L	10		86	70-130	0.9	30
Dichlorodifluoromethane	QV	6.5	1.0	ug/L	10		65	70-130	3	30
Dichlorofluoromethane		8.6	1.0	ug/L	10		86	70-130	2	30
Ethyl ether		9.3	1.0	ug/L	10		93	70-130	2	30
Ethylbenzene		9.3	1.0	ug/L	10		93	80-120	4	30
Hexachlorobutadiene		8.5	1.0	ug/L	10		85	70-130	8	30
Isopropylbenzene		9.4	1.0	ug/L	10		94	70-130	5	30
Methyl ethyl ketone (MEK)		48	10	ug/L	50		95	70-130	3	30
Methyl isobutyl ketone (MIBK)		51	5.0	ug/L	50		102	70-130	2	30
Methyl tertiary butyl ether (MTBE)		9.0	2.0	ug/L	10		90	70-130	0.1	30
Methylene chloride		8.6	2.0	ug/L	10		86	70-130	0.1	30

FINAL REPORT

Report ID: 05212014153800

Authorized by:

Paul Moyer, Environmental Laboratory Manager
Public Health Laboratory, Minnesota Department of Health

The results in this report apply only to the samples analyzed.
This report must not be reproduced, except in full, without the written approval of the laboratory.

Minnesota Department of Health
Public Health Laboratory
Environmental Laboratory Section
601 Robert St. N., P.O. Box 64899
St. Paul, MN 55164-0899
651-201-5300

Final Report
Quality Control

Program Code: PL	Project ID: St. Louis Park Solvent Plume
Program Name: Metro MERLA-SF	Facility Name/ID: None
Collected By: Ben Klaus	City: None
Collector ID: None	Generated: 05/21/14 15:37

Results were produced by Minnesota Department of Health, except where noted.

Batch B4D0607 - EPA 5030B Preparation

LCS Dup (B4D0607-BSD1) **Prepared: 04/29/14 21:31 Analyzed: 04/29/14 21:31**

Analyte	Analyte Qualifier(s)	Result	Reporting Limit	Units	Spike Level	Source Result	%REC	%REC Limits	RPD	RPD Limit
Naphthalene		11	1.0	ug/L	10		113	70-130	5	30
n-Butylbenzene		9.5	1.0	ug/L	10		95	70-130	7	30
n-Propylbenzene		10	1.0	ug/L	10		101	70-130	5	30
o-Xylene		9.1	1.0	ug/L	10		91	70-130	5	30
p&m-Xylene		9.2	1.0	ug/L	10		92	70-130	5	30
p-Isopropyltoluene		9.5	1.0	ug/L	10		95	70-130	6	30
sec-Butylbenzene		9.7	1.0	ug/L	10		97	70-130	6	30
Styrene		9.6	1.0	ug/L	10		96	70-130	5	30
tert-Butylbenzene		9.3	1.0	ug/L	10		93	70-130	5	30
Tetrachloroethene		8.6	1.0	ug/L	10		86	70-130	8	30
Tetrahydrofuran (THF)		92	10	ug/L	100		92	70-130	2	30
Toluene		9.1	1.0	ug/L	10		91	80-120	3	30
trans-1,2-Dichloroethene		8.4	1.0	ug/L	10		84	70-130	6	30
trans-1,3-Dichloropropene		8.8	1.0	ug/L	10		88	70-130	8	30
Trichloroethene (TCE)		8.3	1.0	ug/L	10		83	70-130	4	30
Trichlorofluoromethane		8.2	1.0	ug/L	10		82	70-130	8	30
Vinyl chloride		8.2	1.0	ug/L	10		82	80-120	4	30

Batch B4D0608 - EPA 5030B Preparation

Blank (B4D0608-BLK1) **Prepared: 04/29/14 22:50 Analyzed: 04/29/14 22:50**

Analyte	Analyte Qualifier(s)	Result	Reporting Limit	Units	Spike Level	Source Result	%REC	%REC Limits	RPD	RPD Limit
Surrogate: 1,2-Dichlorobenzene-d4		*102*	*70-130*	*%*	*10*					
Surrogate: 1,2-Dichloroethane-d4		*100*	*70-130*	*%*	*10*					
Surrogate: 4-Bromofluorobenzene		*102*	*70-130*	*%*	*10*					
Surrogate: Dibromofluoromethane		*101*	*70-130*	*%*	*10*					
Surrogate: Toluene-d8		*101*	*70-130*	*%*	*10*					
1,1,1,2-Tetrachloroethane		<	1.0	ug/L						
1,1,1-Trichloroethane		<	1.0	ug/L						
1,1,2,2-Tetrachloroethane		<	1.0	ug/L						
1,1,2-Trichloroethane		<	1.0	ug/L						
1,1,2-Trichlorotrifluoroethane		<	1.0	ug/L						
1,1-Dichloroethane		<	1.0	ug/L						
1,1-Dichloroethene		<	1.0	ug/L						
1,1-Dichloropropene		<	1.0	ug/L						

Authorized by:

Paul Moyer, Environmental Laboratory Manager
Public Health Laboratory, Minnesota Department of Health

The results in this report apply only to the samples analyzed.
This report must not be reproduced, except in full, without the written approval of the laboratory.

Minnesota Department of Health
Public Health Laboratory
Environmental Laboratory Section
601 Robert St. N., P.O. Box 64899
St. Paul, MN 55164-0899
651-201-5300

Final Report
Quality Control

Program Code: PL	Project ID: St. Louis Park Solvent Plume
Program Name: Metro MERLA-SF	Facility Name/ID: None
Collected By: Ben Klaus	City: None
Collector ID: None	Generated: 05/21/14 15:37

Results were produced by Minnesota Department of Health, except where noted.

Batch B4D0608 - EPA 5030B Preparation

Blank (B4D0608-BLK1) **Prepared: 04/29/14 22:50 Analyzed: 04/29/14 22:50**

Analyte	Analyte Qualifier(s)	Result	Reporting Limit	Units	Spike Level	Source Result	%REC	%REC Limits	RPD	RPD Limit
1,2,3-Trichlorobenzene		<	1.0	ug/L						
1,2,3-Trichloropropane		<	1.0	ug/L						
1,2,4-Trichlorobenzene		<	1.0	ug/L						
1,2,4-Trimethylbenzene		<	1.0	ug/L						
1,2-Dibromo-3-chloropropane (DBCP)		<	5.0	ug/L						
1,2-Dibromoethane (EDB)		<	1.0	ug/L						
1,2-Dichlorobenzene		<	1.0	ug/L						
1,2-Dichloroethane		<	1.0	ug/L						
1,2-Dichloropropane		<	1.0	ug/L						
1,3,5-Trimethylbenzene		<	1.0	ug/L						
1,3-Dichlorobenzene		<	1.0	ug/L						
1,3-Dichloropropane		<	1.0	ug/L						
1,4-Dichlorobenzene		<	1.0	ug/L						
2,2-Dichloropropane		<	1.0	ug/L						
2-Chlorotoluene		<	1.0	ug/L						
4-Chlorotoluene		<	1.0	ug/L						
Acetone		<	20	ug/L						
Allyl chloride		<	1.0	ug/L						
Benzene		<	1.0	ug/L						
Bromobenzene		<	1.0	ug/L						
Bromochloromethane		<	1.0	ug/L						
Bromodichloromethane		<	1.0	ug/L						
Bromoform		<	1.0	ug/L						
Bromomethane		<	2.0	ug/L						
Carbon tetrachloride		<	1.0	ug/L						
Chlorobenzene		<	1.0	ug/L						
Chlorodibromomethane		<	1.0	ug/L						
Chloroethane		<	1.0	ug/L						
Chloroform		<	1.0	ug/L						
Chloromethane		<	1.0	ug/L						
cis-1,2-Dichloroethene		<	1.0	ug/L						
cis-1,3-Dichloropropene		<	1.0	ug/L						
Dibromomethane		<	1.0	ug/L						
Dichlorodifluoromethane		<	1.0	ug/L						
Dichlorofluoromethane		<	1.0	ug/L						

Authorized by:

The results in this report apply only to the samples analyzed.
This report must not be reproduced, except in full, without the written approval of the laboratory.

Paul Moyer, Environmental Laboratory Manager
Public Health Laboratory, Minnesota Department of Health

Minnesota Department of Health
Public Health Laboratory
Environmental Laboratory Section
601 Robert St. N., P.O. Box 64899
St. Paul, MN 55164-0899
651-201-5300

Final Report
Quality Control

Program Code: PL	Project ID: St. Louis Park Solvent Plume
Program Name: Metro MERLA-SF	Facility Name/ID: None
Collected By: Ben Klaus	City: None
Collector ID: None	Generated: 05/21/14 15:37

Results were produced by Minnesota Department of Health, except where noted.

Batch B4D0608 - EPA 5030B Preparation

Blank (B4D0608-BLK1) **Prepared: 04/29/14 22:50 Analyzed: 04/29/14 22:50**

Analyte	Analyte Qualifier(s)	Result	Reporting Limit	Units	Spike Level	Source Result	%REC	%REC Limits	RPD	RPD Limit
Ethyl ether		<	1.0	ug/L						
Ethylbenzene		<	1.0	ug/L						
Hexachlorobutadiene		<	1.0	ug/L						
Isopropylbenzene		<	1.0	ug/L						
Methyl ethyl ketone (MEK)		<	10	ug/L						
Methyl isobutyl ketone (MIBK)		<	5.0	ug/L						
Methyl tertiary butyl ether (MTBE)		<	2.0	ug/L						
Methylene chloride		<	2.0	ug/L						
Naphthalene		<	1.0	ug/L						
n-Butylbenzene		<	1.0	ug/L						
n-Propylbenzene		<	1.0	ug/L						
o-Xylene		<	1.0	ug/L						
p&m-Xylene		<	1.0	ug/L						
p-Isopropyltoluene		<	1.0	ug/L						
sec-Butylbenzene		<	1.0	ug/L						
Styrene		<	1.0	ug/L						
tert-Butylbenzene		<	1.0	ug/L						
Tetrachloroethene		<	1.0	ug/L						
Tetrahydrofuran (THF)		<	10	ug/L						
Toluene		<	1.0	ug/L						
trans-1,2-Dichloroethene		<	1.0	ug/L						
trans-1,3-Dichloropropene		<	1.0	ug/L						
Trichloroethene (TCE)		<	1.0	ug/L						
Trichlorofluoromethane		<	1.0	ug/L						
Vinyl chloride		<	1.0	ug/L						

LCS (B4D0608-BS1) **Prepared: 04/29/14 21:31 Analyzed: 04/29/14 21:31**

Analyte	Analyte Qualifier(s)	Result	Reporting Limit	Units	Spike Level	Source Result	%REC	%REC Limits	RPD	RPD Limit
Surrogate: 1,2-Dichlorobenzene-d4		*99*	*70-130*	*%*	*10*					
Surrogate: 1,2-Dichloroethane-d4		*102*	*70-130*	*%*	*10*					
Surrogate: 4-Bromofluorobenzene		*99*	*70-130*	*%*	*10*					
Surrogate: Dibromofluoromethane		*105*	*70-130*	*%*	*10*					
Surrogate: Toluene-d8		*101*	*70-130*	*%*	*10*					
1,1,1,2-Tetrachloroethane		8.3	1.0	ug/L	10		83	70-130		
1,1,1-Trichloroethane		7.7	1.0	ug/L	10		77	70-130		

Authorized by:

Paul Moyer, Environmental Laboratory Manager
Public Health Laboratory, Minnesota Department of Health

The results in this report apply only to the samples analyzed.
This report must not be reproduced, except in full, without the written approval of the laboratory.

Minnesota Department of Health
Public Health Laboratory
Environmental Laboratory Section
601 Robert St. N., P.O. Box 64899
St. Paul, MN 55164-0899
651-201-5300

Final Report
Quality Control

Program Code: PL	Project ID: St. Louis Park Solvent Plume
Program Name: Metro MERLA-SF	Facility Name/ID: None
Collected By: Ben Klaus	City: None
Collector ID: None	Generated: 05/21/14 15:37

Results were produced by Minnesota Department of Health, except where noted.

Batch B4D0608 - EPA 5030B Preparation

LCS (B4D0608-BS1) **Prepared: 04/29/14 21:31 Analyzed: 04/29/14 21:31**

Analyte	Analyte Qualifier(s)	Result	Reporting Limit	Units	Spike Level	Source Result	%REC	%REC Limits	RPD	RPD Limit
1,1,2,2-Tetrachloroethane		9.4	1.0	ug/L	10		94	70-130		
1,1,2-Trichloroethane		9.4	1.0	ug/L	10		94	70-130		
1,1,2-Trichlorotrifluoroethane		8.1	1.0	ug/L	10		81	70-130		
1,1-Dichloroethane		8.5	1.0	ug/L	10		85	70-130		
1,1-Dichloroethene		8.5	1.0	ug/L	10		85	80-120		
1,1-Dichloropropene		8.4	1.0	ug/L	10		84	70-130		
1,2,3-Trichlorobenzene		9.3	1.0	ug/L	10		93	70-130		
1,2,3-Trichloropropane		9.4	1.0	ug/L	10		94	70-130		
1,2,4-Trichlorobenzene		9.2	1.0	ug/L	10		92	70-130		
1,2,4-Trimethylbenzene		9.6	1.0	ug/L	10		96	70-130		
1,2-Dibromo-3-chloropropane (DBCP)		8.8	5.0	ug/L	10		88	70-130		
1,2-Dibromoethane (EDB)		9.3	1.0	ug/L	10		93	70-130		
1,2-Dichlorobenzene		9.2	1.0	ug/L	10		92	70-130		
1,2-Dichloroethane		8.9	1.0	ug/L	10		89	70-130		
1,2-Dichloropropane		8.9	1.0	ug/L	10		89	80-120		
1,3,5-Trimethylbenzene		9.6	1.0	ug/L	10		96	70-130		
1,3-Dichlorobenzene		9.1	1.0	ug/L	10		91	70-130		
1,3-Dichloropropane		9.3	1.0	ug/L	10		93	70-130		
1,4-Dichlorobenzene		9.1	1.0	ug/L	10		91	70-130		
2,2-Dichloropropane	QV	7.0	1.0	ug/L	10		70	70-130		
2-Chlorotoluene		9.0	1.0	ug/L	10		90	70-130		
4-Chlorotoluene		9.5	1.0	ug/L	10		95	70-130		
Acetone		94	20	ug/L	100		94	70-130		
Allyl chloride		8.1	1.0	ug/L	10		81	70-130		
Benzene		8.8	1.0	ug/L	10		88	70-130		
Bromobenzene		9.0	1.0	ug/L	10		90	70-130		
Bromochloromethane		8.5	1.0	ug/L	10		85	70-130		
Bromodichloromethane		7.8	1.0	ug/L	10		78	70-130		
Bromoform		8.2	1.0	ug/L	10		82	70-130		
Bromomethane		7.6	2.0	ug/L	10		76	70-130		
Carbon tetrachloride		7.5	1.0	ug/L	10		75	70-130		
Chlorobenzene		9.0	1.0	ug/L	10		90	70-130		
Chlorodibromomethane		8.3	1.0	ug/L	10		83	70-130		
Chloroethane		8.9	1.0	ug/L	10		89	70-130		
Chloroform		8.4	1.0	ug/L	10		84	80-120		

Authorized by:

The results in this report apply only to the samples analyzed.
This report must not be reproduced, except in full, without the written approval of the laboratory.

Paul Moyer, Environmental Laboratory Manager
Public Health Laboratory, Minnesota Department of Health

Minnesota Department of Health
Public Health Laboratory
Environmental Laboratory Section
601 Robert St. N., P.O. Box 64899
St. Paul, MN 55164-0899
651-201-5300

Final Report
Quality Control

Program Code: PL	Project ID: St. Louis Park Solvent Plume
Program Name: Metro MERLA-SF	Facility Name/ID: None
Collected By: Ben Klaus	City: None
Collector ID: None	Generated: 05/21/14 15:37

Results were produced by Minnesota Department of Health, except where noted.

Batch B4D0608 - EPA 5030B Preparation

LCS (B4D0608-BS1) **Prepared: 04/29/14 21:31 Analyzed: 04/29/14 21:31**

Analyte	Analyte Qualifier(s)	Result	Reporting Limit	Units	Spike Level	Source Result	%REC	%REC Limits	RPD	RPD Limit
Chloromethane		8.1	1.0	ug/L	10		81	70-130		
cis-1,2-Dichloroethene		8.7	1.0	ug/L	10		87	70-130		
cis-1,3-Dichloropropene		8.6	1.0	ug/L	10		86	70-130		
Dibromomethane		8.6	1.0	ug/L	10		86	70-130		
Dichlorodifluoromethane	QV	6.5	1.0	ug/L	10		65	70-130		
Dichlorofluoromethane		8.6	1.0	ug/L	10		86	70-130		
Ethyl ether		9.3	1.0	ug/L	10		93	70-130		
Ethylbenzene		9.3	1.0	ug/L	10		93	80-120		
Hexachlorobutadiene		8.5	1.0	ug/L	10		85	70-130		
Isopropylbenzene		9.4	1.0	ug/L	10		94	70-130		
Methyl ethyl ketone (MEK)		48	10	ug/L	50		95	70-130		
Methyl isobutyl ketone (MIBK)		51	5.0	ug/L	50		102	70-130		
Methyl tertiary butyl ether (MTBE)		9.0	2.0	ug/L	10		90	70-130		
Methylene chloride		8.6	2.0	ug/L	10		86	70-130		
Naphthalene		11	1.0	ug/L	10		113	70-130		
n-Butylbenzene		9.5	1.0	ug/L	10		95	70-130		
n-Propylbenzene		10	1.0	ug/L	10		101	70-130		
o-Xylene		9.1	1.0	ug/L	10		91	70-130		
p&m-Xylene		9.2	1.0	ug/L	10		92	70-130		
p-Isopropyltoluene		9.5	1.0	ug/L	10		95	70-130		
sec-Butylbenzene		9.7	1.0	ug/L	10		97	70-130		
Styrene		9.6	1.0	ug/L	10		96	70-130		
tert-Butylbenzene		9.3	1.0	ug/L	10		93	70-130		
Tetrachloroethene		8.6	1.0	ug/L	10		86	70-130		
Tetrahydrofuran (THF)		92	10	ug/L	100		92	70-130		
Toluene		9.1	1.0	ug/L	10		91	80-120		
trans-1,2-Dichloroethene		8.4	1.0	ug/L	10		84	70-130		
trans-1,3-Dichloropropene		8.8	1.0	ug/L	10		88	70-130		
Trichloroethene (TCE)		8.3	1.0	ug/L	10		83	70-130		
Trichlorofluoromethane		8.2	1.0	ug/L	10		82	70-130		
Vinyl chloride		8.2	1.0	ug/L	10		82	80-120		

Authorized by:

Paul Moyer, Environmental Laboratory Manager
Public Health Laboratory, Minnesota Department of Health

The results in this report apply only to the samples analyzed.
This report must not be reproduced, except in full, without the written approval of the laboratory.

Minnesota Department of Health
Public Health Laboratory
Environmental Laboratory Section
601 Robert St. N., P.O. Box 64899
St. Paul, MN 55164-0899
651-201-5300

Final Report
Quality Control

Program Code: PL	Project ID: St. Louis Park Solvent Plume
Program Name: Metro MERLA-SF	Facility Name/ID: None
Collected By: Ben Klaus	City: None
Collector ID: None	Generated: 05/21/14 15:37

Results were produced by Minnesota Department of Health, except where noted.

Batch B4D0608 - EPA 5030B Preparation

LCS Dup (B4D0608-BSD1) **Prepared: 04/30/14 02:21 Analyzed: 04/30/14 02:21**

Analyte	Analyte Qualifier(s)	Result	Reporting Limit	Units	Spike Level	Source Result	%REC	%REC Limits	RPD	RPD Limit
Surrogate: 1,2-Dichlorobenzene-d4		*100*	*70-130*	*%*	*10*					
Surrogate: 1,2-Dichloroethane-d4		*102*	*70-130*	*%*	*10*					
Surrogate: 4-Bromofluorobenzene		*98*	*70-130*	*%*	*10*					
Surrogate: Dibromofluoromethane		*104*	*70-130*	*%*	*10*					
Surrogate: Toluene-d8		*102*	*70-130*	*%*	*10*					
1,1,1,2-Tetrachloroethane		8.4	1.0	ug/L	10		84	70-130	1	30
1,1,1-Trichloroethane		7.7	1.0	ug/L	10		77	70-130	0.9	30
1,1,2,2-Tetrachloroethane		9.4	1.0	ug/L	10		94	70-130	0.1	30
1,1,2-Trichloroethane		9.3	1.0	ug/L	10		93	70-130	0.6	30
1,1,2-Trichlorotrifluoroethane		8.3	1.0	ug/L	10		83	70-130	2	30
1,1-Dichloroethane		8.7	1.0	ug/L	10		87	70-130	2	30
1,1-Dichloroethene		8.7	1.0	ug/L	10		87	80-120	2	30
1,1-Dichloropropene		8.5	1.0	ug/L	10		85	70-130	2	30
1,2,3-Trichlorobenzene		9.4	1.0	ug/L	10		94	70-130	0.9	30
1,2,3-Trichloropropane		9.5	1.0	ug/L	10		95	70-130	0.4	30
1,2,4-Trichlorobenzene		9.5	1.0	ug/L	10		95	70-130	4	30
1,2,4-Trimethylbenzene		9.9	1.0	ug/L	10		99	70-130	3	30
1,2-Dibromo-3-chloropropane (DBCP)		8.7	5.0	ug/L	10		87	70-130	0.9	30
1,2-Dibromoethane (EDB)		9.4	1.0	ug/L	10		94	70-130	0.8	30
1,2-Dichlorobenzene		9.2	1.0	ug/L	10		92	70-130	0.8	30
1,2-Dichloroethane		9.1	1.0	ug/L	10		91	70-130	3	30
1,2-Dichloropropane		8.9	1.0	ug/L	10		89	80-120	0.1	30
1,3,5-Trimethylbenzene		9.9	1.0	ug/L	10		99	70-130	3	30
1,3-Dichlorobenzene		9.3	1.0	ug/L	10		93	70-130	2	30
1,3-Dichloropropane		9.5	1.0	ug/L	10		95	70-130	2	30
1,4-Dichlorobenzene		9.2	1.0	ug/L	10		92	70-130	1	30
2,2-Dichloropropane	QV	6.5	1.0	ug/L	10		65	70-130	7	30
2-Chlorotoluene		9.3	1.0	ug/L	10		93	70-130	4	30
4-Chlorotoluene		9.7	1.0	ug/L	10		97	70-130	2	30
Acetone		96	20	ug/L	100		96	70-130	2	30
Allyl chloride		8.0	1.0	ug/L	10		80	70-130	2	30
Benzene		8.9	1.0	ug/L	10		89	70-130	0.6	30
Bromobenzene		9.1	1.0	ug/L	10		91	70-130	2	30
Bromochloromethane		8.5	1.0	ug/L	10		85	70-130	0.9	30
Bromodichloromethane		7.9	1.0	ug/L	10		79	70-130	0.8	30

Authorized by:

The results in this report apply only to the samples analyzed.
This report must not be reproduced, except in full, without the written approval of the laboratory.

Paul Moyer, Environmental Laboratory Manager
Public Health Laboratory, Minnesota Department of Health

Minnesota Department of Health
Public Health Laboratory
Environmental Laboratory Section
601 Robert St. N., P.O. Box 64899
St. Paul, MN 55164-0899
651-201-5300

Final Report
Quality Control

Program Code: PL	Project ID: St. Louis Park Solvent Plume
Program Name: Metro MERLA-SF	Facility Name/ID: None
Collected By: Ben Klaus	City: None
Collector ID: None	Generated: 05/21/14 15:37

Results were produced by Minnesota Department of Health, except where noted.

Batch B4D0608 - EPA 5030B Preparation

LCS Dup (B4D0608-BSD1) **Prepared: 04/30/14 02:21 Analyzed: 04/30/14 02:21**

Analyte	Analyte Qualifier(s)	Result	Reporting Limit	Units	Spike Level	Source Result	%REC	%REC Limits	RPD	RPD Limit
Bromoform		8.1	1.0	ug/L	10		81	70-130	1	30
Bromomethane		8.0	2.0	ug/L	10		80	70-130	6	30
Carbon tetrachloride		7.6	1.0	ug/L	10		76	70-130	2	30
Chlorobenzene		9.1	1.0	ug/L	10		91	70-130	2	30
Chlorodibromomethane		8.4	1.0	ug/L	10		84	70-130	0.2	30
Chloroethane		9.3	1.0	ug/L	10		93	70-130	4	30
Chloroform		8.5	1.0	ug/L	10		85	80-120	1	30
Chloromethane		8.1	1.0	ug/L	10		81	70-130	0.5	30
cis-1,2-Dichloroethene		8.8	1.0	ug/L	10		88	70-130	2	30
cis-1,3-Dichloropropene		8.6	1.0	ug/L	10		86	70-130	0.9	30
Dibromomethane		8.6	1.0	ug/L	10		86	70-130	0.2	30
Dichlorodifluoromethane	QV	6.5	1.0	ug/L	10		65	70-130	1	30
Dichlorofluoromethane		8.9	1.0	ug/L	10		89	70-130	4	30
Ethyl ether		9.5	1.0	ug/L	10		95	70-130	2	30
Ethylbenzene		9.5	1.0	ug/L	10		95	80-120	2	30
Hexachlorobutadiene		9.0	1.0	ug/L	10		90	70-130	6	30
Isopropylbenzene		9.6	1.0	ug/L	10		96	70-130	3	30
Methyl ethyl ketone (MEK)		49	10	ug/L	50		98	70-130	2	30
Methyl isobutyl ketone (MIBK)		51	5.0	ug/L	50		103	70-130	0.9	30
Methyl tertiary butyl ether (MTBE)		9.0	2.0	ug/L	10		90	70-130	0.2	30
Methylene chloride		8.7	2.0	ug/L	10		87	70-130	0.9	30
Naphthalene		10	1.0	ug/L	10		102	70-130	10	30
n-Butylbenzene		9.8	1.0	ug/L	10		98	70-130	4	30
n-Propylbenzene		10	1.0	ug/L	10		103	70-130	2	30
o-Xylene		9.3	1.0	ug/L	10		93	70-130	3	30
p&m-Xylene		9.4	1.0	ug/L	10		94	70-130	2	30
p-Isopropyltoluene		9.8	1.0	ug/L	10		98	70-130	2	30
sec-Butylbenzene		9.9	1.0	ug/L	10		99	70-130	2	30
Styrene		9.8	1.0	ug/L	10		98	70-130	2	30
tert-Butylbenzene		9.5	1.0	ug/L	10		95	70-130	2	30
Tetrachloroethene		8.7	1.0	ug/L	10		87	70-130	1	30
Tetrahydrofuran (THF)		94	10	ug/L	100		94	70-130	2	30
Toluene		9.2	1.0	ug/L	10		92	80-120	0.9	30
trans-1,2-Dichloroethene		8.6	1.0	ug/L	10		86	70-130	1	30
trans-1,3-Dichloropropene		8.7	1.0	ug/L	10		87	70-130	1	30

Authorized by:

The results in this report apply only to the samples analyzed.
This report must not be reproduced, except in full, without the written approval of the laboratory.

Paul Moyer, Environmental Laboratory Manager
Public Health Laboratory, Minnesota Department of Health

Minnesota Department of Health
Public Health Laboratory
Environmental Laboratory Section
601 Robert St. N., P.O. Box 64899
St. Paul, MN 55164-0899
651-201-5300

Final Report
Quality Control

Program Code: PL	Project ID: St. Louis Park Solvent Plume
Program Name: Metro MERLA-SF	Facility Name/ID: None
Collected By: Ben Klaus	City: None
Collector ID: None	Generated: 05/21/14 15:37

Results were produced by Minnesota Department of Health, except where noted.

Batch B4D0608 - EPA 5030B Preparation

LCS Dup (B4D0608-BSD1) **Prepared: 04/30/14 02:21 Analyzed: 04/30/14 02:21**

Analyte	Analyte Qualifier(s)	Result	Reporting Limit	Units	Spike Level	Source Result	%REC	%REC Limits	RPD	RPD Limit
Trichloroethene (TCE)		8.5	1.0	ug/L	10		85	70-130	2	30
Trichlorofluoromethane		8.5	1.0	ug/L	10		85	70-130	4	30
Vinyl chloride		8.6	1.0	ug/L	10		86	80-120	5	30

Batch B4D0694 - EPA 5030B Preparation

Blank (B4D0694-BLK1) **Prepared: 04/30/14 19:51 Analyzed: 04/30/14 19:51**

Analyte	Analyte Qualifier(s)	Result	Reporting Limit	Units	Spike Level	Source Result	%REC	%REC Limits	RPD	RPD Limit
Surrogate: 1,2-Dichlorobenzene-d4		*102*	*70-130*	*%*	*10*					
Surrogate: 1,2-Dichloroethane-d4		*99*	*70-130*	*%*	*10*					
Surrogate: 4-Bromofluorobenzene		*102*	*70-130*	*%*	*10*					
Surrogate: Dibromofluoromethane		*101*	*70-130*	*%*	*10*					
Surrogate: Toluene-d8		*101*	*70-130*	*%*	*10*					
1,1,1,2-Tetrachloroethane		<	1.0	ug/L						
1,1,1-Trichloroethane		<	1.0	ug/L						
1,1,2,2-Tetrachloroethane		<	1.0	ug/L						
1,1,2-Trichloroethane		<	1.0	ug/L						
1,1,2-Trichlorotrifluoroethane		<	1.0	ug/L						
1,1-Dichloroethane		<	1.0	ug/L						
1,1-Dichloroethene		<	1.0	ug/L						
1,1-Dichloropropene		<	1.0	ug/L						
1,2,3-Trichlorobenzene		<	1.0	ug/L						
1,2,3-Trichloropropane		<	1.0	ug/L						
1,2,4-Trichlorobenzene		<	1.0	ug/L						
1,2,4-Trimethylbenzene		<	1.0	ug/L						
1,2-Dibromo-3-chloropropane (DBCP)		<	5.0	ug/L						
1,2-Dibromoethane (EDB)		<	1.0	ug/L						
1,2-Dichlorobenzene		<	1.0	ug/L						
1,2-Dichloroethane		<	1.0	ug/L						
1,2-Dichloropropane		<	1.0	ug/L						
1,3,5-Trimethylbenzene		<	1.0	ug/L						
1,3-Dichlorobenzene		<	1.0	ug/L						
1,3-Dichloropropane		<	1.0	ug/L						
1,4-Dichlorobenzene		<	1.0	ug/L						

Authorized by:

The results in this report apply only to the samples analyzed.
This report must not be reproduced, except in full, without the written approval of the laboratory.

Paul Moyer, Environmental Laboratory Manager
Public Health Laboratory, Minnesota Department of Health

Minnesota Department of Health
Public Health Laboratory
Environmental Laboratory Section
601 Robert St. N., P.O. Box 64899
St. Paul, MN 55164-0899
651-201-5300

Final Report
Quality Control

Program Code: PL	Project ID: St. Louis Park Solvent Plume
Program Name: Metro MERLA-SF	Facility Name/ID: None
Collected By: Ben Klaus	City: None
Collector ID: None	Generated: 05/21/14 15:37

Results were produced by Minnesota Department of Health, except where noted.

Batch B4D0694 - EPA 5030B Preparation

Blank (B4D0694-BLK1) **Prepared: 04/30/14 19:51 Analyzed: 04/30/14 19:51**

Analyte	Analyte Qualifier(s)	Result		Reporting Limit	Units	Spike Level	Source Result	%REC	%REC Limits	RPD	RPD Limit
2,2-Dichloropropane			<	1.0	ug/L						
2-Chlorotoluene			<	1.0	ug/L						
4-Chlorotoluene			<	1.0	ug/L						
Acetone			<	20	ug/L						
Allyl chloride			<	1.0	ug/L						
Benzene			<	1.0	ug/L						
Bromobenzene			<	1.0	ug/L						
Bromochloromethane			<	1.0	ug/L						
Bromodichloromethane			<	1.0	ug/L						
Bromoform			<	1.0	ug/L						
Bromomethane			<	2.0	ug/L						
Carbon tetrachloride			<	1.0	ug/L						
Chlorobenzene			<	1.0	ug/L						
Chlorodibromomethane			<	1.0	ug/L						
Chloroethane			<	1.0	ug/L						
Chloroform			<	1.0	ug/L						
Chloromethane			<	1.0	ug/L						
cis-1,2-Dichloroethene			<	1.0	ug/L						
cis-1,3-Dichloropropene			<	1.0	ug/L						
Dibromomethane			<	1.0	ug/L						
Dichlorodifluoromethane			<	1.0	ug/L						
Dichlorofluoromethane			<	1.0	ug/L						
Ethyl ether			<	1.0	ug/L						
Ethylbenzene			<	1.0	ug/L						
Hexachlorobutadiene			<	1.0	ug/L						
Isopropylbenzene			<	1.0	ug/L						
Methyl ethyl ketone (MEK)			<	10	ug/L						
Methyl isobutyl ketone (MIBK)			<	5.0	ug/L						
Methyl tertiary butyl ether (MTBE)			<	2.0	ug/L						
Methylene chloride			<	2.0	ug/L						
Naphthalene			<	1.0	ug/L						
n-Butylbenzene			<	1.0	ug/L						
n-Propylbenzene			<	1.0	ug/L						
o-Xylene			<	1.0	ug/L						
p&m-Xylene			<	1.0	ug/L						

Authorized by:

Paul Moyer, Environmental Laboratory Manager
Public Health Laboratory, Minnesota Department of Health

The results in this report apply only to the samples analyzed.
This report must not be reproduced, except in full, without the written approval of the laboratory.

Minnesota Department of Health
Public Health Laboratory
Environmental Laboratory Section
601 Robert St. N., P.O. Box 64899
St. Paul, MN 55164-0899
651-201-5300

Final Report
Quality Control

Program Code: PL	Project ID: St. Louis Park Solvent Plume
Program Name: Metro MERLA-SF	Facility Name/ID: None
Collected By: Ben Klaus	City: None
Collector ID: None	Generated: 05/21/14 15:37

Results were produced by Minnesota Department of Health, except where noted.

Batch B4D0694 - EPA 5030B Preparation

Blank (B4D0694-BLK1) **Prepared: 04/30/14 19:51 Analyzed: 04/30/14 19:51**

Analyte	Analyte Qualifier(s)	Result	Reporting Limit	Units	Spike Level	Source Result	%REC	%REC Limits	RPD	RPD Limit
p-Isopropyltoluene		<	1.0	ug/L						
sec-Butylbenzene		<	1.0	ug/L						
Styrene		<	1.0	ug/L						
tert-Butylbenzene		<	1.0	ug/L						
Tetrachloroethene		<	1.0	ug/L						
Tetrahydrofuran (THF)		<	10	ug/L						
Toluene		<	1.0	ug/L						
trans-1,2-Dichloroethene		<	1.0	ug/L						
trans-1,3-Dichloropropene		<	1.0	ug/L						
Trichloroethene (TCE)		<	1.0	ug/L						
Trichlorofluoromethane		<	1.0	ug/L						
Vinyl chloride		<	1.0	ug/L						

LCS (B4D0694-BS1) **Prepared: 04/30/14 18:58 Analyzed: 04/30/14 18:58**

Analyte	Analyte Qualifier(s)	Result	Reporting Limit	Units	Spike Level	Source Result	%REC	%REC Limits	RPD	RPD Limit
Surrogate: 1,2-Dichlorobenzene-d4		*98*	*70-130*	*%*	*10*					
Surrogate: 1,2-Dichloroethane-d4		*103*	*70-130*	*%*	*10*					
Surrogate: 4-Bromofluorobenzene		*100*	*70-130*	*%*	*10*					
Surrogate: Dibromofluoromethane		*106*	*70-130*	*%*	*10*					
Surrogate: Toluene-d8		*101*	*70-130*	*%*	*10*					
1,1,1,2-Tetrachloroethane		10	1.0	ug/L	10		100	70-130		
1,1,1-Trichloroethane		9.3	1.0	ug/L	10		93	70-130		
1,1,2,2-Tetrachloroethane		10	1.0	ug/L	10		103	70-130		
1,1,2-Trichloroethane		10	1.0	ug/L	10		102	70-130		
1,1,2-Trichlorotrifluoroethane		9.5	1.0	ug/L	10		95	70-130		
1,1-Dichloroethane		9.7	1.0	ug/L	10		97	70-130		
1,1-Dichloroethene		9.6	1.0	ug/L	10		96	80-120		
1,1-Dichloropropene		9.6	1.0	ug/L	10		96	70-130		
1,2,3-Trichlorobenzene		10	1.0	ug/L	10		102	70-130		
1,2,3-Trichloropropane		10	1.0	ug/L	10		103	70-130		
1,2,4-Trichlorobenzene		10	1.0	ug/L	10		103	70-130		
1,2,4-Trimethylbenzene		11	1.0	ug/L	10		109	70-130		
1,2-Dibromo-3-chloropropane (DBCP)		10	5.0	ug/L	10		102	70-130		
1,2-Dibromoethane (EDB)		10	1.0	ug/L	10		102	70-130		

Authorized by:

Paul Moyer, Environmental Laboratory Manager
Public Health Laboratory, Minnesota Department of Health

The results in this report apply only to the samples analyzed.
This report must not be reproduced, except in full, without the written approval of the laboratory.

Minnesota Department of Health
Public Health Laboratory
Environmental Laboratory Section
601 Robert St. N., P.O. Box 64899
St. Paul, MN 55164-0899
651-201-5300

Final Report
Quality Control

Program Code: PL	Project ID: St. Louis Park Solvent Plume
Program Name: Metro MERLA-SF	Facility Name/ID: None
Collected By: Ben Klaus	City: None
Collector ID: None	Generated: 05/21/14 15:37

Results were produced by Minnesota Department of Health, except where noted.

Batch B4D0694 - EPA 5030B Preparation

LCS (B4D0694-BS1) **Prepared: 04/30/14 18:58 Analyzed: 04/30/14 18:58**

Analyte	Analyte Qualifier(s)	Result	Reporting Limit	Units	Spike Level	Source Result	%REC	%REC Limits	RPD	RPD Limit
1,2-Dichlorobenzene		10	1.0	ug/L	10		102	70-130		
1,2-Dichloroethane		10	1.0	ug/L	10		101	70-130		
1,2-Dichloropropane		9.7	1.0	ug/L	10		97	80-120		
1,3,5-Trimethylbenzene		11	1.0	ug/L	10		109	70-130		
1,3-Dichlorobenzene		10	1.0	ug/L	10		103	70-130		
1,3-Dichloropropane		10	1.0	ug/L	10		102	70-130		
1,4-Dichlorobenzene		10	1.0	ug/L	10		101	70-130		
2,2-Dichloropropane		8.7	1.0	ug/L	10		87	70-130		
2-Chlorotoluene		11	1.0	ug/L	10		106	70-130		
4-Chlorotoluene		11	1.0	ug/L	10		107	70-130		
Acetone		100	20	ug/L	100		102	70-130		
Allyl chloride		9.2	1.0	ug/L	10		92	70-130		
Benzene		9.8	1.0	ug/L	10		98	70-130		
Bromobenzene		10	1.0	ug/L	10		101	70-130		
Bromochloromethane		9.5	1.0	ug/L	10		95	70-130		
Bromodichloromethane		9.5	1.0	ug/L	10		95	70-130		
Bromoform		10	1.0	ug/L	10		101	70-130		
Bromomethane		9.4	2.0	ug/L	10		94	70-130		
Carbon tetrachloride		9.7	1.0	ug/L	10		97	70-130		
Chlorobenzene		10	1.0	ug/L	10		101	70-130		
Chlorodibromomethane		10	1.0	ug/L	10		101	70-130		
Chloroethane		11	1.0	ug/L	10		107	70-130		
Chloroform		9.6	1.0	ug/L	10		96	80-120		
Chloromethane		9.2	1.0	ug/L	10		92	70-130		
cis-1,2-Dichloroethene		9.7	1.0	ug/L	10		97	70-130		
cis-1,3-Dichloropropene		10	1.0	ug/L	10		100	70-130		
Dibromomethane		9.5	1.0	ug/L	10		95	70-130		
Dichlorodifluoromethane		7.6	1.0	ug/L	10		76	70-130		
Dichlorofluoromethane		10	1.0	ug/L	10		102	70-130		
Ethyl ether		10	1.0	ug/L	10		102	70-130		
Ethylbenzene		11	1.0	ug/L	10		106	80-120		
Hexachlorobutadiene		10	1.0	ug/L	10		100	70-130		
Isopropylbenzene		11	1.0	ug/L	10		107	70-130		
Methyl ethyl ketone (MEK)		47	10	ug/L	50		95	70-130		
Methyl isobutyl ketone (MIBK)		55	5.0	ug/L	50		110	70-130		

Authorized by:

The results in this report apply only to the samples analyzed.
This report must not be reproduced, except in full, without the written approval of the laboratory.

Paul Moyer, Environmental Laboratory Manager
Public Health Laboratory, Minnesota Department of Health

Minnesota Department of Health
Public Health Laboratory
Environmental Laboratory Section
601 Robert St. N., P.O. Box 64899
St. Paul, MN 55164-0899
651-201-5300

Final Report
Quality Control

Program Code: PL	Project ID: St. Louis Park Solvent Plume
Program Name: Metro MERLA-SF	Facility Name/ID: None
Collected By: Ben Klaus	City: None
Collector ID: None	Generated: 05/21/14 15:37

Results were produced by Minnesota Department of Health, except where noted.

Batch B4D0694 - EPA 5030B Preparation

LCS (B4D0694-BS1) **Prepared: 04/30/14 18:58 Analyzed: 04/30/14 18:58**

Analyte	Analyte Qualifier(s)	Result	Reporting Limit	Units	Spike Level	Source Result	%REC	%REC Limits	RPD	RPD Limit
Methyl tertiary butyl ether (MTBE)		9.7	2.0	ug/L	10		97	70-130		
Methylene chloride		9.5	2.0	ug/L	10		95	70-130		
Naphthalene		11	1.0	ug/L	10		106	70-130		
n-Butylbenzene		11	1.0	ug/L	10		110	70-130		
n-Propylbenzene		11	1.0	ug/L	10		114	70-130		
o-Xylene		10	1.0	ug/L	10		102	70-130		
p&m-Xylene		10	1.0	ug/L	10		103	70-130		
p-Isopropyltoluene		11	1.0	ug/L	10		108	70-130		
sec-Butylbenzene		11	1.0	ug/L	10		112	70-130		
Styrene		11	1.0	ug/L	10		107	70-130		
tert-Butylbenzene		11	1.0	ug/L	10		106	70-130		
Tetrachloroethene		11	1.0	ug/L	10		109	70-130		
Tetrahydrofuran (THF)		98	10	ug/L	100		98	70-130		
Toluene		10	1.0	ug/L	10		101	80-120		
trans-1,2-Dichloroethene		9.5	1.0	ug/L	10		95	70-130		
trans-1,3-Dichloropropene		10	1.0	ug/L	10		101	70-130		
Trichloroethene (TCE)		9.5	1.0	ug/L	10		95	70-130		
Trichlorofluoromethane		10	1.0	ug/L	10		102	70-130		
Vinyl chloride		10	1.0	ug/L	10		100	80-120		

LCS Dup (B4D0694-BSD1) **Prepared: 04/30/14 22:29 Analyzed: 04/30/14 22:29**

Analyte	Analyte Qualifier(s)	Result	Reporting Limit	Units	Spike Level	Source Result	%REC	%REC Limits	RPD	RPD Limit
Surrogate: 1,2-Dichlorobenzene-d4		*101*	*70-130*	*%*	*10*					
Surrogate: 1,2-Dichloroethane-d4		*103*	*70-130*	*%*	*10*					
Surrogate: 4-Bromofluorobenzene		*101*	*70-130*	*%*	*10*					
Surrogate: Dibromofluoromethane		*105*	*70-130*	*%*	*10*					
Surrogate: Toluene-d8		*102*	*70-130*	*%*	*10*					
1,1,1,2-Tetrachloroethane		9.4	1.0	ug/L	10		94	70-130	6	30
1,1,1-Trichloroethane		8.9	1.0	ug/L	10		89	70-130	4	30
1,1,2,2-Tetrachloroethane		10	1.0	ug/L	10		104	70-130	1	30
1,1,2-Trichloroethane		10	1.0	ug/L	10		103	70-130	1	30
1,1,2-Trichlorotrifluoroethane		9.5	1.0	ug/L	10		95	70-130	0.5	30
1,1-Dichloroethane		9.7	1.0	ug/L	10		97	70-130	0.2	30
1,1-Dichloroethene		9.7	1.0	ug/L	10		97	80-120	0.7	30
1,1-Dichloropropene		9.7	1.0	ug/L	10		97	70-130	2	30

FINAL REPORT

Report ID: 05212014153800

Authorized by:

The results in this report apply only to the samples analyzed.
This report must not be reproduced, except in full, without the written approval of the laboratory.

Paul Moyer, Environmental Laboratory Manager
Public Health Laboratory, Minnesota Department of Health

Minnesota Department of Health
Public Health Laboratory
Environmental Laboratory Section
601 Robert St. N., P.O. Box 64899
St. Paul, MN 55164-0899
651-201-5300

Final Report
Quality Control

Program Code: PL	Project ID: St. Louis Park Solvent Plume
Program Name: Metro MERLA-SF	Facility Name/ID: None
Collected By: Ben Klaus	City: None
Collector ID: None	Generated: 05/21/14 15:37

Results were produced by Minnesota Department of Health, except where noted.

Batch B4D0694 - EPA 5030B Preparation

LCS Dup (B4D0694-BSD1) **Prepared: 04/30/14 22:29 Analyzed: 04/30/14 22:29**

Analyte	Analyte Qualifier(s)	Result	Reporting Limit	Units	Spike Level	Source Result	%REC	%REC Limits	RPD	RPD Limit
1,2,3-Trichlorobenzene		10	1.0	ug/L	10		104	70-130	2	30
1,2,3-Trichloropropane		10	1.0	ug/L	10		104	70-130	1	30
1,2,4-Trichlorobenzene		11	1.0	ug/L	10		106	70-130	3	30
1,2,4-Trimethylbenzene		11	1.0	ug/L	10		111	70-130	2	30
1,2-Dibromo-3-chloropropane (DBCP)		9.6	5.0	ug/L	10		96	70-130	6	30
1,2-Dibromoethane (EDB)		10	1.0	ug/L	10		102	70-130	0.02	30
1,2-Dichlorobenzene		10	1.0	ug/L	10		103	70-130	1	30
1,2-Dichloroethane		10	1.0	ug/L	10		102	70-130	1	30
1,2-Dichloropropane		10	1.0	ug/L	10		100	80-120	2	30
1,3,5-Trimethylbenzene		11	1.0	ug/L	10		111	70-130	1	30
1,3-Dichlorobenzene		10	1.0	ug/L	10		103	70-130	0.2	30
1,3-Dichloropropane		10	1.0	ug/L	10		105	70-130	2	30
1,4-Dichlorobenzene		10	1.0	ug/L	10		103	70-130	1	30
2,2-Dichloropropane		8.9	1.0	ug/L	10		89	70-130	2	30
2-Chlorotoluene		11	1.0	ug/L	10		106	70-130	0.3	30
4-Chlorotoluene		11	1.0	ug/L	10		107	70-130	0.1	30
Acetone		100	20	ug/L	100		104	70-130	2	30
Allyl chloride		9.0	1.0	ug/L	10		90	70-130	1	30
Benzene		9.9	1.0	ug/L	10		99	70-130	1	30
Bromobenzene		10	1.0	ug/L	10		101	70-130	0.2	30
Bromochloromethane		9.4	1.0	ug/L	10		94	70-130	1	30
Bromodichloromethane		9.0	1.0	ug/L	10		90	70-130	6	30
Bromoform		9.0	1.0	ug/L	10		90	70-130	12	30
Bromomethane		9.4	2.0	ug/L	10		94	70-130	0.08	30
Carbon tetrachloride		8.9	1.0	ug/L	10		89	70-130	8	30
Chlorobenzene		10	1.0	ug/L	10		102	70-130	0.8	30
Chlorodibromomethane		9.5	1.0	ug/L	10		95	70-130	7	30
Chloroethane		11	1.0	ug/L	10		107	70-130	0.1	30
Chloroform		9.5	1.0	ug/L	10		95	80-120	0.7	30
Chloromethane		9.1	1.0	ug/L	10		91	70-130	0.6	30
cis-1,2-Dichloroethene		9.6	1.0	ug/L	10		96	70-130	0.6	30
cis-1,3-Dichloropropene		9.9	1.0	ug/L	10		99	70-130	0.6	30
Dibromomethane		9.5	1.0	ug/L	10		95	70-130	0.4	30
Dichlorodifluoromethane		7.3	1.0	ug/L	10		73	70-130	3	30
Dichlorofluoromethane		10	1.0	ug/L	10		103	70-130	0.6	30

FINAL REPORT

Report ID: 05212014153800

Authorized by:

The results in this report apply only to the samples analyzed.
This report must not be reproduced, except in full, without the written approval of the laboratory.

Paul Moyer, Environmental Laboratory Manager
Public Health Laboratory, Minnesota Department of Health

Minnesota Department of Health
Public Health Laboratory
Environmental Laboratory Section
601 Robert St. N., P.O. Box 64899
St. Paul, MN 55164-0899
651-201-5300

Final Report
Quality Control

Program Code: PL	Project ID: St. Louis Park Solvent Plume
Program Name: Metro MERLA-SF	Facility Name/ID: None
Collected By: Ben Klaus	City: None
Collector ID: None	Generated: 05/21/14 15:37

Results were produced by Minnesota Department of Health, except where noted.

Batch B4D0694 - EPA 5030B Preparation

LCS Dup (B4D0694-BSD1) **Prepared: 04/30/14 22:29 Analyzed: 04/30/14 22:29**

Analyte	Analyte Qualifier(s)	Result	Reporting Limit	Units	Spike Level	Source Result	%REC	%REC Limits	RPD	RPD Limit
Ethyl ether		11	1.0	ug/L	10		106	70-130	3	30
Ethylbenzene		11	1.0	ug/L	10		107	80-120	1	30
Hexachlorobutadiene		10	1.0	ug/L	10		102	70-130	2	30
Isopropylbenzene		11	1.0	ug/L	10		109	70-130	2	30
Methyl ethyl ketone (MEK)		54	10	ug/L	50		109	70-130	13	30
Methyl isobutyl ketone (MIBK)		56	5.0	ug/L	50		112	70-130	2	30
Methyl tertiary butyl ether (MTBE)		9.9	2.0	ug/L	10		99	70-130	1	30
Methylene chloride		9.6	2.0	ug/L	10		96	70-130	1	30
Naphthalene		12	1.0	ug/L	10		117	70-130	10	30
n-Butylbenzene		11	1.0	ug/L	10		112	70-130	2	30
n-Propylbenzene		12	1.0	ug/L	10		117	70-130	2	30
o-Xylene		10	1.0	ug/L	10		104	70-130	2	30
p&m-Xylene		11	1.0	ug/L	10		106	70-130	3	30
p-Isopropyltoluene		11	1.0	ug/L	10		111	70-130	2	30
sec-Butylbenzene		11	1.0	ug/L	10		113	70-130	1	30
Styrene		11	1.0	ug/L	10		109	70-130	2	30
tert-Butylbenzene		11	1.0	ug/L	10		107	70-130	2	30
Tetrachloroethene		9.9	1.0	ug/L	10		99	70-130	10	30
Tetrahydrofuran (THF)		99	10	ug/L	100		99	70-130	2	30
Toluene		10	1.0	ug/L	10		103	80-120	2	30
trans-1,2-Dichloroethene		9.5	1.0	ug/L	10		95	70-130	0.4	30
trans-1,3-Dichloropropene		10	1.0	ug/L	10		100	70-130	2	30
Trichloroethene (TCE)		9.6	1.0	ug/L	10		96	70-130	0.5	30
Trichlorofluoromethane		10	1.0	ug/L	10		100	70-130	1	30
Vinyl chloride		9.7	1.0	ug/L	10		97	80-120	3	30

Batch B4D0696 - EPA 5030B Preparation

Blank (B4D0696-BLK1) **Prepared: 04/30/14 14:16 Analyzed: 04/30/14 14:16**

Analyte	Analyte Qualifier(s)	Result	Reporting Limit	Units	Spike Level	Source Result	%REC	%REC Limits	RPD	RPD Limit
Surrogate: 1,2-Dichlorobenzene-d4		*101*	*70-130*	*%*	*10*					
Surrogate: 1,2-Dichloroethane-d4		*100*	*70-130*	*%*	*10*					
Surrogate: 4-Bromofluorobenzene		*102*	*70-130*	*%*	*10*					
Surrogate: Dibromofluoromethane		*99*	*70-130*	*%*	*10*					
Surrogate: Toluene-d8		*101*	*70-130*	*%*	*10*					

FINAL REPORT

Report ID: 05212014153800

Authorized by:

The results in this report apply only to the samples analyzed.
This report must not be reproduced, except in full, without the written approval of the laboratory.

Paul Moyer, Environmental Laboratory Manager
Public Health Laboratory, Minnesota Department of Health

Minnesota Department of Health
Public Health Laboratory
Environmental Laboratory Section
601 Robert St. N., P.O. Box 64899
St. Paul, MN 55164-0899
651-201-5300

Final Report
Quality Control

Program Code: PL	Project ID: St. Louis Park Solvent Plume
Program Name: Metro MERLA-SF	Facility Name/ID: None
Collected By: Ben Klaus	City: None
Collector ID: None	Generated: 05/21/14 15:37

Results were produced by Minnesota Department of Health, except where noted.

Batch B4D0696 - EPA 5030B Preparation

Blank (B4D0696-BLK1) **Prepared: 04/30/14 14:16 Analyzed: 04/30/14 14:16**

Analyte	Analyte Qualifier(s)	Result	Reporting Limit	Units	Spike Level	Source Result	%REC	%REC Limits	RPD	RPD Limit
1,1,1,2-Tetrachloroethane		<	1.0	ug/L						
1,1,1-Trichloroethane		<	1.0	ug/L						
1,1,2,2-Tetrachloroethane		<	1.0	ug/L						
1,1,2-Trichloroethane		<	1.0	ug/L						
1,1,2-Trichlorotrifluoroethane		<	1.0	ug/L						
1,1-Dichloroethane		<	1.0	ug/L						
1,1-Dichloroethene		<	1.0	ug/L						
1,1-Dichloropropene		<	1.0	ug/L						
1,2,3-Trichlorobenzene		<	1.0	ug/L						
1,2,3-Trichloropropane		<	1.0	ug/L						
1,2,4-Trichlorobenzene		<	1.0	ug/L						
1,2,4-Trimethylbenzene		<	1.0	ug/L						
1,2-Dibromo-3-chloropropane (DBCP)		<	5.0	ug/L						
1,2-Dibromoethane (EDB)		<	1.0	ug/L						
1,2-Dichlorobenzene		<	1.0	ug/L						
1,2-Dichloroethane		<	1.0	ug/L						
1,2-Dichloropropane		<	1.0	ug/L						
1,3,5-Trimethylbenzene		<	1.0	ug/L						
1,3-Dichlorobenzene		<	1.0	ug/L						
1,3-Dichloropropane		<	1.0	ug/L						
1,4-Dichlorobenzene		<	1.0	ug/L						
2,2-Dichloropropane		<	1.0	ug/L						
2-Chlorotoluene		<	1.0	ug/L						
4-Chlorotoluene		<	1.0	ug/L						
Acetone		<	20	ug/L						
Allyl chloride		<	1.0	ug/L						
Benzene		<	1.0	ug/L						
Bromobenzene		<	1.0	ug/L						
Bromochloromethane		<	1.0	ug/L						
Bromodichloromethane		<	1.0	ug/L						
Bromoform		<	1.0	ug/L						
Bromomethane		<	2.0	ug/L						
Carbon tetrachloride		<	1.0	ug/L						
Chlorobenzene		<	1.0	ug/L						
Chlorodibromomethane		<	1.0	ug/L						

Authorized by:

Paul Moyer, Environmental Laboratory Manager
Public Health Laboratory, Minnesota Department of Health

The results in this report apply only to the samples analyzed.
This report must not be reproduced, except in full, without the written approval of the laboratory.

Minnesota Department of Health
Public Health Laboratory
Environmental Laboratory Section
601 Robert St. N., P.O. Box 64899
St. Paul, MN 55164-0899
651-201-5300

Final Report
Quality Control

Program Code: PL	Project ID: St. Louis Park Solvent Plume
Program Name: Metro MERLA-SF	Facility Name/ID: None
Collected By: Ben Klaus	City: None
Collector ID: None	Generated: 05/21/14 15:37

Results were produced by Minnesota Department of Health, except where noted.

Batch B4D0696 - EPA 5030B Preparation

Blank (B4D0696-BLK1) **Prepared: 04/30/14 14:16 Analyzed: 04/30/14 14:16**

Analyte	Analyte Qualifier(s)	Result	Reporting Limit	Units	Spike Level	Source Result	%REC	%REC Limits	RPD	RPD Limit
Chloroethane		<	1.0	ug/L						
Chloroform		<	1.0	ug/L						
Chloromethane		<	1.0	ug/L						
cis-1,2-Dichloroethene		<	1.0	ug/L						
cis-1,3-Dichloropropene		<	1.0	ug/L						
Dibromomethane		<	1.0	ug/L						
Dichlorodifluoromethane		<	1.0	ug/L						
Dichlorofluoromethane		<	1.0	ug/L						
Ethyl ether		<	1.0	ug/L						
Ethylbenzene		<	1.0	ug/L						
Hexachlorobutadiene		<	1.0	ug/L						
Isopropylbenzene		<	1.0	ug/L						
Methyl ethyl ketone (MEK)		<	10	ug/L						
Methyl isobutyl ketone (MIBK)		<	5.0	ug/L						
Methyl tertiary butyl ether (MTBE)		<	2.0	ug/L						
Methylene chloride		<	2.0	ug/L						
Naphthalene		<	1.0	ug/L						
n-Butylbenzene		<	1.0	ug/L						
n-Propylbenzene		<	1.0	ug/L						
o-Xylene		<	1.0	ug/L						
p&m-Xylene		<	1.0	ug/L						
p-Isopropyltoluene		<	1.0	ug/L						
sec-Butylbenzene		<	1.0	ug/L						
Styrene		<	1.0	ug/L						
tert-Butylbenzene		<	1.0	ug/L						
Tetrachloroethene		<	1.0	ug/L						
Tetrahydrofuran (THF)		<	10	ug/L						
Toluene		<	1.0	ug/L						
trans-1,2-Dichloroethene		<	1.0	ug/L						
trans-1,3-Dichloropropene		<	1.0	ug/L						
Trichloroethene (TCE)		<	1.0	ug/L						
Trichlorofluoromethane		<	1.0	ug/L						
Vinyl chloride		<	1.0	ug/L						

Authorized by:

Paul Moyer, Environmental Laboratory Manager
Public Health Laboratory, Minnesota Department of Health

The results in this report apply only to the samples analyzed.
This report must not be reproduced, except in full, without the written approval of the laboratory.

Minnesota Department of Health
Public Health Laboratory
Environmental Laboratory Section
601 Robert St. N., P.O. Box 64899
St. Paul, MN 55164-0899
651-201-5300

Final Report
Quality Control

Program Code: PL	Project ID: St. Louis Park Solvent Plume
Program Name: Metro MERLA-SF	Facility Name/ID: None
Collected By: Ben Klaus	City: None
Collector ID: None	Generated: 05/21/14 15:37

Results were produced by Minnesota Department of Health, except where noted.

Batch B4D0696 - EPA 5030B Preparation

LCS (B4D0696-BS1) **Prepared: 04/30/14 13:24 Analyzed: 04/30/14 13:24**

Analyte	Analyte Qualifier(s)	Result	Reporting Limit	Units	Spike Level	Source Result	%REC	%REC Limits	RPD	RPD Limit
Surrogate: 1,2-Dichlorobenzene-d4		*101*	*70-130*	*%*	*10*					
Surrogate: 1,2-Dichloroethane-d4		*102*	*70-130*	*%*	*10*					
Surrogate: 4-Bromofluorobenzene		*100*	*70-130*	*%*	*10*					
Surrogate: Dibromofluoromethane		*104*	*70-130*	*%*	*10*					
Surrogate: Toluene-d8		*102*	*70-130*	*%*	*10*					
1,1,1,2-Tetrachloroethane		9.9	1.0	ug/L	10		99	70-130		
1,1,1-Trichloroethane		9.0	1.0	ug/L	10		90	70-130		
1,1,2,2-Tetrachloroethane		10	1.0	ug/L	10		105	70-130		
1,1,2-Trichloroethane		10	1.0	ug/L	10		102	70-130		
1,1,2-Trichlorotrifluoroethane		9.3	1.0	ug/L	10		93	70-130		
1,1-Dichloroethane		9.4	1.0	ug/L	10		94	70-130		
1,1-Dichloroethene		9.4	1.0	ug/L	10		94	80-120		
1,1-Dichloropropene		9.4	1.0	ug/L	10		94	70-130		
1,2,3-Trichlorobenzene		10	1.0	ug/L	10		104	70-130		
1,2,3-Trichloropropane		10	1.0	ug/L	10		105	70-130		
1,2,4-Trichlorobenzene		11	1.0	ug/L	10		105	70-130		
1,2,4-Trimethylbenzene		11	1.0	ug/L	10		110	70-130		
1,2-Dibromo-3-chloropropane (DBCP)		11	5.0	ug/L	10		109	70-130		
1,2-Dibromoethane (EDB)		10	1.0	ug/L	10		102	70-130		
1,2-Dichlorobenzene		10	1.0	ug/L	10		102	70-130		
1,2-Dichloroethane		9.8	1.0	ug/L	10		98	70-130		
1,2-Dichloropropane		9.6	1.0	ug/L	10		96	80-120		
1,3,5-Trimethylbenzene		11	1.0	ug/L	10		109	70-130		
1,3-Dichlorobenzene		10	1.0	ug/L	10		102	70-130		
1,3-Dichloropropane		10	1.0	ug/L	10		103	70-130		
1,4-Dichlorobenzene		10	1.0	ug/L	10		102	70-130		
2,2-Dichloropropane		9.2	1.0	ug/L	10		92	70-130		
2-Chlorotoluene		11	1.0	ug/L	10		106	70-130		
4-Chlorotoluene		11	1.0	ug/L	10		107	70-130		
Acetone		110	20	ug/L	100		105	70-130		
Allyl chloride		9.1	1.0	ug/L	10		91	70-130		
Benzene		9.6	1.0	ug/L	10		96	70-130		
Bromobenzene		10	1.0	ug/L	10		101	70-130		
Bromochloromethane		9.3	1.0	ug/L	10		93	70-130		
Bromodichloromethane		9.3	1.0	ug/L	10		93	70-130		

Authorized by:

The results in this report apply only to the samples analyzed.
This report must not be reproduced, except in full, without the written approval of the laboratory.

Paul Moyer, Environmental Laboratory Manager
Public Health Laboratory, Minnesota Department of Health

Minnesota Department of Health
Public Health Laboratory
Environmental Laboratory Section
601 Robert St. N., P.O. Box 64899
St. Paul, MN 55164-0899
651-201-5300

Final Report
Quality Control

Program Code: PL	Project ID: St. Louis Park Solvent Plume
Program Name: Metro MERLA-SF	Facility Name/ID: None
Collected By: Ben Klaus	City: None
Collector ID: None	Generated: 05/21/14 15:37

Results were produced by Minnesota Department of Health, except where noted.

Batch B4D0696 - EPA 5030B Preparation

LCS (B4D0696-BS1) **Prepared: 04/30/14 13:24 Analyzed: 04/30/14 13:24**

Analyte	Analyte Qualifier(s)	Result	Reporting Limit	Units	Spike Level	Source Result	%REC	%REC Limits	RPD	RPD Limit
Bromoform		10	1.0	ug/L	10		103	70-130		
Bromomethane		9.1	2.0	ug/L	10		91	70-130		
Carbon tetrachloride		9.4	1.0	ug/L	10		94	70-130		
Chlorobenzene		9.9	1.0	ug/L	10		99	70-130		
Chlorodibromomethane		10	1.0	ug/L	10		102	70-130		
Chloroethane		10	1.0	ug/L	10		101	70-130		
Chloroform		9.4	1.0	ug/L	10		94	80-120		
Chloromethane		9.0	1.0	ug/L	10		90	70-130		
cis-1,2-Dichloroethene		9.4	1.0	ug/L	10		94	70-130		
cis-1,3-Dichloropropene		10	1.0	ug/L	10		102	70-130		
Dibromomethane		9.4	1.0	ug/L	10		94	70-130		
Dichlorodifluoromethane		7.1	1.0	ug/L	10		71	70-130		
Dichlorofluoromethane		9.7	1.0	ug/L	10		97	70-130		
Ethyl ether		10	1.0	ug/L	10		101	70-130		
Ethylbenzene		10	1.0	ug/L	10		104	80-120		
Hexachlorobutadiene		10	1.0	ug/L	10		101	70-130		
Isopropylbenzene		11	1.0	ug/L	10		107	70-130		
Methyl ethyl ketone (MEK)		49	10	ug/L	50		98	70-130		
Methyl isobutyl ketone (MIBK)		56	5.0	ug/L	50		111	70-130		
Methyl tertiary butyl ether (MTBE)		9.7	2.0	ug/L	10		97	70-130		
Methylene chloride		9.4	2.0	ug/L	10		94	70-130		
Naphthalene		11	1.0	ug/L	10		112	70-130		
n-Butylbenzene		11	1.0	ug/L	10		110	70-130		
n-Propylbenzene		11	1.0	ug/L	10		114	70-130		
o-Xylene		10	1.0	ug/L	10		101	70-130		
p&m-Xylene		10	1.0	ug/L	10		103	70-130		
p-Isopropyltoluene		11	1.0	ug/L	10		109	70-130		
sec-Butylbenzene		11	1.0	ug/L	10		111	70-130		
Styrene		11	1.0	ug/L	10		107	70-130		
tert-Butylbenzene		11	1.0	ug/L	10		105	70-130		
Tetrachloroethene		9.8	1.0	ug/L	10		98	70-130		
Tetrahydrofuran (THF)		100	10	ug/L	100		100	70-130		
Toluene		10	1.0	ug/L	10		100	80-120		
trans-1,2-Dichloroethene		9.4	1.0	ug/L	10		94	70-130		
trans-1,3-Dichloropropene		10	1.0	ug/L	10		105	70-130		

FINAL REPORT

Report ID: 05212014153800

Authorized by:

Paul Moyer, Environmental Laboratory Manager
Public Health Laboratory, Minnesota Department of Health

The results in this report apply only to the samples analyzed.
This report must not be reproduced, except in full, without the written approval of the laboratory.

Minnesota Department of Health
Public Health Laboratory
Environmental Laboratory Section
601 Robert St. N., P.O. Box 64899
St. Paul, MN 55164-0899
651-201-5300

Final Report
Quality Control

Program Code: PL	Project ID: St. Louis Park Solvent Plume
Program Name: Metro MERLA-SF	Facility Name/ID: None
Collected By: Ben Klaus	City: None
Collector ID: None	Generated: 05/21/14 15:37

Results were produced by Minnesota Department of Health, except where noted.

Batch B4D0696 - EPA 5030B Preparation

LCS (B4D0696-BS1) **Prepared: 04/30/14 13:24 Analyzed: 04/30/14 13:24**

Analyte	Analyte Qualifier(s)	Result	Reporting Limit	Units	Spike Level	Source Result	%REC	%REC Limits	RPD	RPD Limit
Trichloroethene (TCE)		9.3	1.0	ug/L	10		93	70-130		
Trichlorofluoromethane		9.6	1.0	ug/L	10		96	70-130		
Vinyl chloride		9.4	1.0	ug/L	10		94	80-120		

LCS Dup (B4D0696-BSD1) **Prepared: 04/30/14 18:58 Analyzed: 04/30/14 18:58**

Analyte	Analyte Qualifier(s)	Result	Reporting Limit	Units	Spike Level	Source Result	%REC	%REC Limits	RPD	RPD Limit
Surrogate: 1,2-Dichlorobenzene-d4		*98*	*70-130*	*%*	*10*					
Surrogate: 1,2-Dichloroethane-d4		*103*	*70-130*	*%*	*10*					
Surrogate: 4-Bromofluorobenzene		*100*	*70-130*	*%*	*10*					
Surrogate: Dibromofluoromethane		*106*	*70-130*	*%*	*10*					
Surrogate: Toluene-d8		*101*	*70-130*	*%*	*10*					
1,1,1,2-Tetrachloroethane		10	1.0	ug/L	10		100	70-130	0.8	30
1,1,1-Trichloroethane		9.3	1.0	ug/L	10		93	70-130	3	30
1,1,2,2-Tetrachloroethane		10	1.0	ug/L	10		103	70-130	2	30
1,1,2-Trichloroethane		10	1.0	ug/L	10		102	70-130	0.4	30
1,1,2-Trichlorotrifluoroethane		9.5	1.0	ug/L	10		95	70-130	2	30
1,1-Dichloroethane		9.7	1.0	ug/L	10		97	70-130	3	30
1,1-Dichloroethene		9.6	1.0	ug/L	10		96	80-120	2	30
1,1-Dichloropropene		9.6	1.0	ug/L	10		96	70-130	2	30
1,2,3-Trichlorobenzene		10	1.0	ug/L	10		102	70-130	1	30
1,2,3-Trichloropropane		10	1.0	ug/L	10		103	70-130	2	30
1,2,4-Trichlorobenzene		10	1.0	ug/L	10		103	70-130	2	30
1,2,4-Trimethylbenzene		11	1.0	ug/L	10		109	70-130	0.4	30
1,2-Dibromo-3-chloropropane (DBCP)		10	5.0	ug/L	10		102	70-130	6	30
1,2-Dibromoethane (EDB)		10	1.0	ug/L	10		102	70-130	0.7	30
1,2-Dichlorobenzene		10	1.0	ug/L	10		102	70-130	0.05	30
1,2-Dichloroethane		10	1.0	ug/L	10		101	70-130	3	30
1,2-Dichloropropane		9.7	1.0	ug/L	10		97	80-120	1	30
1,3,5-Trimethylbenzene		11	1.0	ug/L	10		109	70-130	0.02	30
1,3-Dichlorobenzene		10	1.0	ug/L	10		103	70-130	0.4	30
1,3-Dichloropropane		10	1.0	ug/L	10		102	70-130	0.3	30
1,4-Dichlorobenzene		10	1.0	ug/L	10		101	70-130	0.5	30
2,2-Dichloropropane		8.7	1.0	ug/L	10		87	70-130	6	30
2-Chlorotoluene		11	1.0	ug/L	10		106	70-130	0.02	30

FINAL REPORT

Report ID: 05212014153800

Authorized by:

The results in this report apply only to the samples analyzed.
This report must not be reproduced, except in full, without the written approval of the laboratory.

Paul Moyer, Environmental Laboratory Manager
Public Health Laboratory, Minnesota Department of Health

Minnesota Department of Health
Public Health Laboratory
Environmental Laboratory Section
601 Robert St. N., P.O. Box 64899
St. Paul, MN 55164-0899
651-201-5300

Final Report
Quality Control

Program Code: PL	Project ID: St. Louis Park Solvent Plume
Program Name: Metro MERLA-SF	Facility Name/ID: None
Collected By: Ben Klaus	City: None
Collector ID: None	Generated: 05/21/14 15:37

Results were produced by Minnesota Department of Health, except where noted.

Batch B4D0696 - EPA 5030B Preparation

LCS Dup (B4D0696-BSD1) **Prepared: 04/30/14 18:58 Analyzed: 04/30/14 18:58**

Analyte	Analyte Qualifier(s)	Result	Reporting Limit	Units	Spike Level	Source Result	%REC	%REC Limits	RPD	RPD Limit
4-Chlorotoluene		11	1.0	ug/L	10		107	70-130	0.1	30
Acetone		100	20	ug/L	100		102	70-130	3	30
Allyl chloride		9.2	1.0	ug/L	10		92	70-130	0.4	30
Benzene		9.8	1.0	ug/L	10		98	70-130	2	30
Bromobenzene		10	1.0	ug/L	10		101	70-130	0.7	30
Bromochloromethane		9.5	1.0	ug/L	10		95	70-130	2	30
Bromodichloromethane		9.5	1.0	ug/L	10		95	70-130	2	30
Bromoform		10	1.0	ug/L	10		101	70-130	2	30
Bromomethane		9.4	2.0	ug/L	10		94	70-130	4	30
Carbon tetrachloride		9.7	1.0	ug/L	10		97	70-130	3	30
Chlorobenzene		10	1.0	ug/L	10		101	70-130	2	30
Chlorodibromomethane		10	1.0	ug/L	10		101	70-130	0.6	30
Chloroethane		11	1.0	ug/L	10		107	70-130	5	30
Chloroform		9.6	1.0	ug/L	10		96	80-120	2	30
Chloromethane		9.2	1.0	ug/L	10		92	70-130	2	30
cis-1,2-Dichloroethene		9.7	1.0	ug/L	10		97	70-130	2	30
cis-1,3-Dichloropropene		10	1.0	ug/L	10		100	70-130	3	30
Dibromomethane		9.5	1.0	ug/L	10		95	70-130	0.8	30
Dichlorodifluoromethane		7.6	1.0	ug/L	10		76	70-130	6	30
Dichlorofluoromethane		10	1.0	ug/L	10		102	70-130	5	30
Ethyl ether		10	1.0	ug/L	10		102	70-130	1	30
Ethylbenzene		11	1.0	ug/L	10		106	80-120	2	30
Hexachlorobutadiene		10	1.0	ug/L	10		100	70-130	1	30
Isopropylbenzene		11	1.0	ug/L	10		107	70-130	0.3	30
Methyl ethyl ketone (MEK)		47	10	ug/L	50		95	70-130	3	30
Methyl isobutyl ketone (MIBK)		55	5.0	ug/L	50		110	70-130	2	30
Methyl tertiary butyl ether (MTBE)		9.7	2.0	ug/L	10		97	70-130	0.002	30
Methylene chloride		9.5	2.0	ug/L	10		95	70-130	1	30
Naphthalene		11	1.0	ug/L	10		106	70-130	5	30
n-Butylbenzene		11	1.0	ug/L	10		110	70-130	0.05	30
n-Propylbenzene		11	1.0	ug/L	10		114	70-130	0.6	30
o-Xylene		10	1.0	ug/L	10		102	70-130	0.8	30
p&m-Xylene		10	1.0	ug/L	10		103	70-130	0.02	30
p-Isopropyltoluene		11	1.0	ug/L	10		108	70-130	0.09	30
sec-Butylbenzene		11	1.0	ug/L	10		112	70-130	0.8	30

Authorized by:

The results in this report apply only to the samples analyzed.
This report must not be reproduced, except in full, without the written approval of the laboratory.

Paul Moyer, Environmental Laboratory Manager
Public Health Laboratory, Minnesota Department of Health

Minnesota Department of Health
Public Health Laboratory
Environmental Laboratory Section
601 Robert St. N., P.O. Box 64899
St. Paul, MN 55164-0899
651-201-5300

Final Report
Quality Control

Program Code: PL	Project ID: St. Louis Park Solvent Plume
Program Name: Metro MERLA-SF	Facility Name/ID: None
Collected By: Ben Klaus	City: None
Collector ID: None	Generated: 05/21/14 15:37

Results were produced by Minnesota Department of Health, except where noted.

Batch B4D0696 - EPA 5030B Preparation

LCS Dup (B4D0696-BSD1) **Prepared: 04/30/14 18:58 Analyzed: 04/30/14 18:58**

Analyte	Analyte Qualifier(s)	Result	Reporting Limit	Units	Spike Level	Source Result	%REC	%REC Limits	RPD	RPD Limit
Styrene		11	1.0	ug/L	10		107	70-130	0.007	30
tert-Butylbenzene		11	1.0	ug/L	10		106	70-130	0.1	30
Tetrachloroethene		11	1.0	ug/L	10		109	70-130	12	30
Tetrahydrofuran (THF)		98	10	ug/L	100		98	70-130	2	30
Toluene		10	1.0	ug/L	10		101	80-120	1	30
trans-1,2-Dichloroethene		9.5	1.0	ug/L	10		95	70-130	2	30
trans-1,3-Dichloropropene		10	1.0	ug/L	10		101	70-130	3	30
Trichloroethene (TCE)		9.5	1.0	ug/L	10		95	70-130	2	30
Trichlorofluoromethane		10	1.0	ug/L	10		102	70-130	6	30
Vinyl chloride		10	1.0	ug/L	10		100	80-120	7	30

Authorized by:

Paul Moyer, Environmental Laboratory Manager
Public Health Laboratory, Minnesota Department of Health

The results in this report apply only to the samples analyzed.
This report must not be reproduced, except in full, without the written approval of the laboratory.

Minnesota Department of Health
Public Health Laboratory
Environmental Laboratory Section
601 Robert St. N., P.O. Box 64899
St. Paul, MN 55164-0899
651-201-5300

Final Report
Quality Control

Data Qualifiers and Definitions

QV	Combined CVS/LCS not within acceptance limits.
D2	Sample required dilution due to high concentration of target analyte(s). Reporting limit has been raised.
Dry	Sample results reported on a dry weight basis
RPD	Relative Percent Difference
%REC	Percent Recovery

Authorized by:

Paul Moyer, Environmental Laboratory Manager
Public Health Laboratory, Minnesota Department of Health

The results in this report apply only to the samples analyzed.
This report must not be reproduced, except in full, without the written approval of the laboratory.

Protecting, maintaining and improving the health of all Minnesotans

Report Date: 5/21/14
Client Name: PL - MPCA - Metro MERLA-SF
Project Code: PL
Project Name: Metro MERLA-SF

Work Order Number: 14E1662

Report To: PL - MPCA - Metro MERLA-SF
Bill Scruton
520 Lafayette Rd.
Saint Paul, MN 55155

The MDH Public Health Laboratory performs chemical, bacteriological and radiological analyses of environmental samples including water, waste water, sediment, air, soil and hazardous material. The laboratory provides testing services in accordance with standard operating procedures referencing approved methodology as defined in Standard Methods for the Examination of Water and Wastewater, Test Methods for Evaluating Solid Waste, Physical/Chemical Methods: EPA SW-846, and 40 Code of Federal Regulation (CFR) parts 136, 141, and 261. In cases where analytes of interest do not have corresponding EPA approved methodology, the MDH Public Health Laboratory uses in-house methods that have undergone rigorous validation and documentation.

The results within this report are in compliance with the terms and conditions stated in the standard operating procedures, reference methodologies, and quality assurance project plan; unless otherwise narrated in the attached report.

Release of the data contained in this report has been authorized by laboratory management and is verified with the following signature affirmation. Thank you for using the MDH Public Health Laboratory.

Sincerely,

Myra Kunas
Operations Unit Supervisor

Public Health Laboratory . Environmental Laboratory Section . 601 Robert St. N . PO Box 64899 . St Paul, MN 55164
(651) 201-5300
http://www.health.mn.us/divs/phl/environmental

Minnesota Department of Health
Public Health Laboratory
Environmental Laboratory Section
601 Robert St. N., P.O. Box 64899
St. Paul, MN 55164-0899
651-201-5300

Final Report
Summary of Samples Received

Program Code: PL	Project ID: St. Louis Park Solvent Plume
Program Name: Metro MERLA-SF	Facility Name: None
Collected By: Ben Klaus	City: None
Collector ID: None	Generated: 05/21/14 9:03

Work Order Comment: Non-MDH vials received for all sample points, analysis run with data qualified per N. Fellows. The project is St. Louis Park Solvent Plume per N. Fellows. CAH 05/14/14

Field ID	MDH Sample Number	Matrix	Date & Time Collected	Date & Time Received	Receipt °C
None	14E1662-01	Non-potable Water	05/12/14 14:05	05/14/14 14:56	5.9
None	14E1662-02	Non-potable Water	05/12/14 15:20	05/14/14 14:56	5.9
None	14E1662-03	Non-potable Water	05/13/14 9:45	05/14/14 14:56	5.9
None	14E1662-04	Non-potable Water	05/13/14 11:55	05/14/14 14:56	5.9
None	14E1662-05	Non-potable Water	05/13/14 12:00	05/14/14 14:56	5.9
None	14E1662-06	Non-potable Water	05/13/14 13:32	05/14/14 14:56	5.9
None	14E1662-07	Non-potable Water	05/13/14 15:32	05/14/14 14:56	5.9
None	14E1662-08	Non-potable Water	05/13/14 15:35	05/14/14 14:56	5.9
None	14E1662-09	Non-potable Water	05/14/14 10:15	05/14/14 14:56	5.9
None	14E1662-10	Non-potable Water	05/14/14 12:05	05/14/14 14:56	5.9
None	14E1662-11	Non-potable Water	05/14/14 13:05	05/14/14 14:56	5.9
None	14E1662-12	Non-potable Water	05/14/14 13:55	05/14/14 14:56	5.9
None	14E1662-13	Non-potable Water	05/01/14 8:30	05/14/14 14:56	5.9

Field ID	MDH Sample Number	Receiving Comments
None	14E1662-01	Non-MDH vials received. CAH
None	14E1662-02	Non-MDH vials received. CAH
None	14E1662-03	Non-MDH vials received. CAH
None	14E1662-04	Non-MDH vials received. CAH
None	14E1662-05	Non-MDH vials received. CAH
None	14E1662-06	Non-MDH vials received. CAH
None	14E1662-07	Non-MDH vials received. CAH
None	14E1662-08	Non-MDH vials received. CAH
None	14E1662-09	Non-MDH vials received. CAH
None	14E1662-10	Non-MDH vials received. CAH

FINAL REPORT

Report ID: 05212014 90304

Authorized by:

The results in this report apply only to the samples analyzed.
This report must not be reproduced, except in full, without the written approval of the laboratory.

Paul Moyer, Environmental Laboratory Manager
Public Health Laboratory, Minnesota Department of Health

Field ID	MDH Sample Number	Receiving Comments
None	14E1662-11	Non-MDH vials received. CAH
None	14E1662-12	Non-MDH vials received. CAH
None	14E1662-13	Non-MDH vials received. CAH

Authorized by:

The results in this report apply only to the samples analyzed.
This report must not be reproduced, except in full, without the written approval of the laboratory.

Paul Moyer, Environmental Laboratory Manager
Public Health Laboratory, Minnesota Department of Health

14E1662

MINNESOTA MDH DEPARTMENT OF HEALTH

Chain-of-Custody Form

Minnesota Department of Health
Environmental Laboratory
601 Robert St. North
St. Paul, MN 55155-2531
651-201-5300
www.health.state.mn.us/divs/phl/environmental/index.html

Page 1 of 2

Program Code (2 Letters)	Project Name	Client / Agency
PL	St. Louis Park Inv	MPCA

Site ID:

Project Manager Name / Phone: Nile Fellows/651-757-2352

Report to Name: Nile Fellows

Report to Email: nile.fellows@state.mn.us

☒ Standard Chain of Custody

Potential Hazard ☐ Yes ☐ No ☐ Unknown
If Yes please add information to Sampler Comments below

TAT ☒ Standard ☒ Priority ☐ Emergency

Matrix Codes
DW = Drinking Water; WP = Wipe; OT = Other
NW = Non-potable Water; AR = Air; TS = Tissue
SD = Soil/Solid; BL = Biological Material

Sampled by (print): Ben Klaus
Affiliation: Aecom
Sampler Signature:
Phone: 563-608-4575

#	MDH # (Lab Use Only)	Location ID (Unique Identifier)	Sample Point	Collection Date	Collection Time (24 Hour)	Matrix Code	# of Containers / Preservatives: Unpreserved	Hydrochloric Acid	Sulfuric Acid	Nitric Acid	Sodium Hydroxide	Sodium Thiosulfate	Ascorbic Acid	Other	Total # Containers	Samples Field Filtered Y / N	↓ Analyses ↓ VOC 8260	Seal Intact Y / N / NA	Lab Temp (°C)
1	-01		SLP-01	5-12-14	1505	NW		X									X		
2	-02		SLP-03	"	1520	"		"									"		
3	-03		SLP-07	5-13-14	0945	"		"									"		
4	-04		SLP-04	"	1155	"		"									"		
5	-05		SLP-05	"	1200	"		"									"		
6	-06		SPS-432	"	1332	"		"									"		
7	-07		W-129	"	1532	"		"									"		
8	-08		W-129-A	"	1535	"		"									"		
9	-09		W-121	5-14-14	1015	"		"									"		
10	-10		W-132	"	1205	"		"									"		

Sampler Comments:

Receiving Comments:

Relinquished By / Affiliation	Date	Time	Accepted By / Affiliation	Date	Time
(Sampler) Ben Klaus/AECOM	5-14-14	1456	Josh Haeh MDH	05/14/14	1456

Revised 2/2012

14E1662

MINNESOTA MDH DEPARTMENT OF HEALTH

Chain-of-Custody Form

Minnesota Department of Health
Environmental Laboratory
601 Robert St North
St. Paul, MN 55155-2531
651-201-5300
www.health.state.mn.us/divs/phl/environmental/index.html

Program Code (2 Letters)	Project Name	Client / Agency
PL	St. Louis Park Inv	MPCA

Site ID:

Project Manager Name / Phone: Nile Fellows/651-757-2352

Report to Name: Nile Fellows

Report to Email: nile.fellows@state.mn.us

☒ Standard Chain of Custody

Potential Hazard ☐ Yes ☐ No ☐ Unknown
If Yes please add information to Sampler Comments below

TAT ☒ Standard ☒ Priority ☐ Emergency

Matrix Codes
DW = Drinking Water; NW = Non-potable Water; SD = Soil/Solid; WP = Wipe; AR = Air; BL = Biological Material; OT = Other; TS = Tissue

Sampled by (print): Ben Klaus
Affiliation: Aecom
Sampler Signature:
Phone: 563-608-4575

#	MDH # (Lab Use Only)	Location ID (Unique Identifier)	Sample Point	Collection Date	Collection Time (24 Hour)	Matrix Code	# of Containers / Preservatives: Unpreserved	Hydrochloric Acid	Sulfuric Acid	Nitric Acid	Sodium Hydroxide	Sodium Thiosulfate	Ascorbic Acid	Other	Total # Containers	Samples Field Filtered Y / N	↓ Analyses ↓	Seal Intact Y / N / NA	Lab Temp (°C)
1	-11		W-130	5-14-14	1305	NW		X									VOC 8260		
2	-12		W-21	1	1355	1		1									1		
3	-13		Trip Blank	5-1-14	0830	1		1									1		
4																			
5																			
6																			
7																			
8																			
9																			
10																			

Sampler Comments:

Receiving Comments:

Relinquished By / Affiliation	Date	Time	Accepted By / Affiliation	Date	Time
(Sampler) Ben Klaus/ AECOM	5-14-14	1456	[illegible] MDH	05/14/14	1456

Revised 2/2012

Sample Condition Upon Receipt

Minnesota Department of Health Public Health Laboratory

14E1662

Parcel Information

Tracking # _____ **Date & Time of Receipt:** MAY 14 '14 14:56

Courier: ☐Fed Ex ☐UPS ☐Spee-Dee ☐USPS ☐Other_____ ☒Walk-in/Drop-off

Parcel: ☒Plastic Cooler ☐Styrofoam Cooler ☐Single Mailer ☐Box ☐None ☐Other _____

Custody Seals on Cooler or Box Present: ☐Yes ☒No **Custody Seals are Intact:** ☐Yes ☐No ☒N/A

Custody Number on Seals: _____

Packaging Information

Packing Material Present: ☒Bubble Wrap ☐Paper ☐Peanuts ☐Styrofoam ☐None ☒Other spill padding

Type of Cooling Material: ☒Wet Ice ☐Ice Pack ☐Other: _____ ☐None ☐After Hours Refrigerator

Condition of Cooling Material: ☐Solid ☒Partial Frozen ☐Liquid Temp: _____ °C ☐N/A

Representative Sample Temperature: 5.9 °C **IR Thermometer Instrument used:** A3

Chain of Custody Information

Chain of Custody Type: ☒Standard ☐Civil ☐Criminal **Chain of Custody Number:** _____

TAT (Turn Around Time): ☐Standard ☒Priority ☐Emergency

Chain of Custody Signed and Dated by the Client: ☒Yes ☐No ☐N/A

Initials of Person Receiving Parcel: JH

Sample Information

Containers were Received Intact: ☒Yes ☐No; Discrepancy _____

Radiochemistry Request Received & Sample Surveyed: ☐ < .5 mrem/hr ☐ ≥ .5 mrem/hr ☒N/A

Remaining Analysis Hold Time ≤ 96 Hours: ☐No ☒Yes; Analysis: VOCs (SP-13)

Sample Submission Meets the Conditions of the MDH Environmental Laboratory Sample Acceptance Policy (ops 010):
☐Yes ☒No

☐**No Discrepancies Found during Sample Entry** ☒**Discrepancies Found during Sample Entry**

Comments:

JH 05/14/14 Edited incorrectly: CoC; SP-02 C, -04C, -08B, -09B, ~~-11 A+C~~ -11 B+C.
All non-MDH containers.
Missing hazard designation.
Project name not in Element.

Initials of Person Logging in the Work Order Request: JH

Minnesota Department of Health
Public Health Laboratory
Environmental Laboratory Section
601 Robert St. N., P.O. Box 64899
St. Paul, MN 55164-0899
651-201-5300

Final Report
Case Narrative

Program Code: PL	Project ID: St. Louis Park Solvent Plume
Program Name: Metro MERLA-SF	Facility Name: None
Collected by: Ben Klaus	City: None
Collector ID: None	Generated: 05/21/2014 9:02

Except where noted in this report, no additional comments are needed for this Work Order.

Authorized by:

The results in this report apply only to the samples analyzed.
This report must not be reproduced, except in full, without the written approval of the laboratory.

Paul Moyer, Environmental Laboratory Manager
Public Health Laboratory, Minnesota Department of Health

Minnesota Department of Health
Public Health Laboratory
Environmental Laboratory Section
601 Robert St. N., P.O. Box 64899
St. Paul, MN 55164-0899
651-201-5300

Final Report
Analytical Results

Program Code: PL
Program Name: Metro MERLA-SF
Collected By: Ben Klaus
Collector ID: None

Project ID: St. Louis Park Solvent Plume
Facility Name/ID: None
City: None
Generated: 05/21/14 9:03

MDH Sample Number: 14E1662-01

Location ID: None
Field Name: None
Sampling Point: SLP-01
QA Type: None

Collect Date: 05/12/14
Collect Time: 14:05
Matrix: Non-potable Water

Field Residual Chlorine Result: None
Field Fluoride Result: None
Field pH Result: None
Field PO_4 Result: None

Receiving Comments: Non-MDH vials received. CAH

Results were produced by the Minnesota Department of Health, except where noted.

VOCs by GCMS

Analyte	Analyte Qualifier(s)	Result	Reporting Limit	Units	Dilution	Batch	Prepared	Analyzed	Method
Surrogate: 1,2-Dichlorobenzene-d4		*101*	*70-130*	%	*1*	*B4E0481*	*05/16/14 14:02*	*05/16/14 14:02*	*EPA 8260B*
Surrogate: 1,2-Dichloroethane-d4		*99*	*70-130*	%	*1*	*B4E0481*	*05/16/14 14:02*	*05/16/14 14:02*	*EPA 8260B*
Surrogate: 4-Bromofluorobenzene		*102*	*70-130*	%	*1*	*B4E0481*	*05/16/14 14:02*	*05/16/14 14:02*	*EPA 8260B*
Surrogate: Dibromofluoromethane		*104*	*70-130*	%	*1*	*B4E0481*	*05/16/14 14:02*	*05/16/14 14:02*	*EPA 8260B*
Surrogate: Toluene-d8		*96*	*70-130*	%	*1*	*B4E0481*	*05/16/14 14:02*	*05/16/14 14:02*	*EPA 8260B*
1,1,1,2-Tetrachloroethane		<	1.0	ug/L	1	B4E0481	05/16/14 14:02	05/16/14 14:02	EPA 8260B
1,1,1-Trichloroethane		<	1.0	ug/L	1	B4E0481	05/16/14 14:02	05/16/14 14:02	EPA 8260B
1,1,2,2-Tetrachloroethane		<	1.0	ug/L	1	B4E0481	05/16/14 14:02	05/16/14 14:02	EPA 8260B
1,1,2-Trichloroethane		**37**	1.0	ug/L	1	B4E0481	05/16/14 14:02	05/16/14 14:02	EPA 8260B
1,1,2-Trichlorotrifluoroethane		<	1.0	ug/L	1	B4E0481	05/16/14 14:02	05/16/14 14:02	EPA 8260B
1,1-Dichloroethane		<	1.0	ug/L	1	B4E0481	05/16/14 14:02	05/16/14 14:02	EPA 8260B
1,1-Dichloroethene		**3.3**	1.0	ug/L	1	B4E0481	05/16/14 14:02	05/16/14 14:02	EPA 8260B
1,1-Dichloropropene		<	1.0	ug/L	1	B4E0481	05/16/14 14:02	05/16/14 14:02	EPA 8260B
1,2,3-Trichlorobenzene		<	1.0	ug/L	1	B4E0481	05/16/14 14:02	05/16/14 14:02	EPA 8260B
1,2,3-Trichloropropane		<	1.0	ug/L	1	B4E0481	05/16/14 14:02	05/16/14 14:02	EPA 8260B
1,2,4-Trichlorobenzene		<	1.0	ug/L	1	B4E0481	05/16/14 14:02	05/16/14 14:02	EPA 8260B
1,2,4-Trimethylbenzene		<	1.0	ug/L	1	B4E0481	05/16/14 14:02	05/16/14 14:02	EPA 8260B
1,2-Dibromo-3-chloropropane (DBCP)		<	5.0	ug/L	1	B4E0481	05/16/14 14:02	05/16/14 14:02	EPA 8260B
1,2-Dibromoethane (EDB)		<	1.0	ug/L	1	B4E0481	05/16/14 14:02	05/16/14 14:02	EPA 8260B
1,2-Dichlorobenzene		<	1.0	ug/L	1	B4E0481	05/16/14 14:02	05/16/14 14:02	EPA 8260B
1,2-Dichloroethane		**1.6**	1.0	ug/L	1	B4E0481	05/16/14 14:02	05/16/14 14:02	EPA 8260B
1,2-Dichloropropane		<	1.0	ug/L	1	B4E0481	05/16/14 14:02	05/16/14 14:02	EPA 8260B
1,3,5-Trimethylbenzene		<	1.0	ug/L	1	B4E0481	05/16/14 14:02	05/16/14 14:02	EPA 8260B
1,3-Dichlorobenzene		<	1.0	ug/L	1	B4E0481	05/16/14 14:02	05/16/14 14:02	EPA 8260B
1,3-Dichloropropane		<	1.0	ug/L	1	B4E0481	05/16/14 14:02	05/16/14 14:02	EPA 8260B
1,4-Dichlorobenzene		<	1.0	ug/L	1	B4E0481	05/16/14 14:02	05/16/14 14:02	EPA 8260B

FINAL REPORT

Report ID: 05212014 90304

Authorized by:

Paul Moyer, Environmental Laboratory Manager
Public Health Laboratory, Minnesota Department of Health

The results in this report apply only to the samples analyzed.
This report must not be reproduced, except in full, without the written approval of the laboratory.

Minnesota Department of Health
Public Health Laboratory
Environmental Laboratory Section
601 Robert St. N., P.O. Box 64899
St. Paul, MN 55164-0899
651-201-5300

Final Report
Analytical Results

Program Code: PL
Program Name: Metro MERLA-SF
Collected By: Ben Klaus
Collector ID: None

Project ID: St. Louis Park Solvent Plume
Facility Name/ID: None
City: None
Generated: 05/21/14 9:03

MDH Sample Number: 14E1662-01

Location ID: None
Field Name: None
Sampling Point: SLP-01
QA Type: None

Collect Date: 05/12/14
Collect Time: 14:05
Matrix: Non-potable Water

Field Residual Chlorine Result: None
Field Fluoride Result: None
Field pH Result: None
Field PO_4 Result: None

Receiving Comments: Non-MDH vials received. CAH

Results were produced by the Minnesota Department of Health, except where noted.

VOCs by GCMS - Continued

Analyte	Analyte Qualifier(s)	Result	Reporting Limit	Units	Dilution	Batch	Prepared	Analyzed	Method
2,2-Dichloropropane		<	1.0	ug/L	1	B4E0481	05/16/14 14:02	05/16/14 14:02	EPA 8260B
2-Chlorotoluene		<	1.0	ug/L	1	B4E0481	05/16/14 14:02	05/16/14 14:02	EPA 8260B
4-Chlorotoluene		<	1.0	ug/L	1	B4E0481	05/16/14 14:02	05/16/14 14:02	EPA 8260B
Acetone		<	20	ug/L	1	B4E0481	05/16/14 14:02	05/16/14 14:02	EPA 8260B
Allyl chloride		<	1.0	ug/L	1	B4E0481	05/16/14 14:02	05/16/14 14:02	EPA 8260B
Benzene		<	1.0	ug/L	1	B4E0481	05/16/14 14:02	05/16/14 14:02	EPA 8260B
Bromobenzene		<	1.0	ug/L	1	B4E0481	05/16/14 14:02	05/16/14 14:02	EPA 8260B
Bromochloromethane		<	1.0	ug/L	1	B4E0481	05/16/14 14:02	05/16/14 14:02	EPA 8260B
Bromodichloromethane		<	1.0	ug/L	1	B4E0481	05/16/14 14:02	05/16/14 14:02	EPA 8260B
Bromoform		<	1.0	ug/L	1	B4E0481	05/16/14 14:02	05/16/14 14:02	EPA 8260B
Bromomethane	L3, Z-01	<	2.0	ug/L	1	B4E0481	05/16/14 14:02	05/16/14 14:02	EPA 8260B
Carbon tetrachloride		<	1.0	ug/L	1	B4E0481	05/16/14 14:02	05/16/14 14:02	EPA 8260B
Chlorobenzene		<	1.0	ug/L	1	B4E0481	05/16/14 14:02	05/16/14 14:02	EPA 8260B
Chlorodibromomethane		<	1.0	ug/L	1	B4E0481	05/16/14 14:02	05/16/14 14:02	EPA 8260B
Chloroethane		<	1.0	ug/L	1	B4E0481	05/16/14 14:02	05/16/14 14:02	EPA 8260B
Chloroform		<	1.0	ug/L	1	B4E0481	05/16/14 14:02	05/16/14 14:02	EPA 8260B
Chloromethane		<	1.0	ug/L	1	B4E0481	05/16/14 14:02	05/16/14 14:02	EPA 8260B
cis-1,2-Dichloroethene		<	1.0	ug/L	1	B4E0481	05/16/14 14:02	05/16/14 14:02	EPA 8260B
cis-1,3-Dichloropropene		<	1.0	ug/L	1	B4E0481	05/16/14 14:02	05/16/14 14:02	EPA 8260B
Dibromomethane		<	1.0	ug/L	1	B4E0481	05/16/14 14:02	05/16/14 14:02	EPA 8260B
Dichlorodifluoromethane		**11**	1.0	ug/L	1	B4E0481	05/16/14 14:02	05/16/14 14:02	EPA 8260B
Dichlorofluoromethane		**7.9**	1.0	ug/L	1	B4E0481	05/16/14 14:02	05/16/14 14:02	EPA 8260B
Ethyl ether		<	1.0	ug/L	1	B4E0481	05/16/14 14:02	05/16/14 14:02	EPA 8260B
Ethylbenzene		<	1.0	ug/L	1	B4E0481	05/16/14 14:02	05/16/14 14:02	EPA 8260B
Hexachlorobutadiene		<	1.0	ug/L	1	B4E0481	05/16/14 14:02	05/16/14 14:02	EPA 8260B
Isopropylbenzene		<	1.0	ug/L	1	B4E0481	05/16/14 14:02	05/16/14 14:02	EPA 8260B
Methyl ethyl ketone (MEK)		<	10	ug/L	1	B4E0481	05/16/14 14:02	05/16/14 14:02	EPA 8260B

FINAL REPORT

Report ID: 05212014 90304

Authorized by:

Paul Moyer, Environmental Laboratory Manager
Public Health Laboratory, Minnesota Department of Health

The results in this report apply only to the samples analyzed.
This report must not be reproduced, except in full, without the written approval of the laboratory.

Minnesota Department of Health
Public Health Laboratory
Environmental Laboratory Section
601 Robert St. N., P.O. Box 64899
St. Paul, MN 55164-0899
651-201-5300

Final Report
Analytical Results

Program Code: PL
Program Name: Metro MERLA-SF
Collected By: Ben Klaus
Collector ID: None

Project ID: St. Louis Park Solvent Plume
Facility Name/ID: None
City: None
Generated: 05/21/14 9:03

MDH Sample Number: 14E1662-01

Location ID: None
Field Name: None
Sampling Point: SLP-01
QA Type: None

Collect Date: 05/12/14
Collect Time: 14:05
Matrix: Non-potable Water

Field Residual Chlorine Result: None
Field Fluoride Result: None
Field pH Result: None
Field PO_4 Result: None

Receiving Comments: Non-MDH vials received. CAH

Results were produced by the Minnesota Department of Health, except where noted.

VOCs by GCMS - Continued

Analyte	Analyte Qualifier(s)	Result	Reporting Limit	Units	Dilution	Batch	Prepared	Analyzed	Method
Methyl isobutyl ketone (MIBK)		<	5.0	ug/L	1	B4E0481	05/16/14 14:02	05/16/14 14:02	EPA 8260B
Methyl tertiary butyl ether (MTBE)		<	2.0	ug/L	1	B4E0481	05/16/14 14:02	05/16/14 14:02	EPA 8260B
Methylene chloride		<	2.0	ug/L	1	B4E0481	05/16/14 14:02	05/16/14 14:02	EPA 8260B
Naphthalene		<	1.0	ug/L	1	B4E0481	05/16/14 14:02	05/16/14 14:02	EPA 8260B
n-Butylbenzene		<	1.0	ug/L	1	B4E0481	05/16/14 14:02	05/16/14 14:02	EPA 8260B
n-Propylbenzene		<	1.0	ug/L	1	B4E0481	05/16/14 14:02	05/16/14 14:02	EPA 8260B
o-Xylene		<	1.0	ug/L	1	B4E0481	05/16/14 14:02	05/16/14 14:02	EPA 8260B
p&m-Xylene		<	1.0	ug/L	1	B4E0481	05/16/14 14:02	05/16/14 14:02	EPA 8260B
p-Isopropyltoluene		<	1.0	ug/L	1	B4E0481	05/16/14 14:02	05/16/14 14:02	EPA 8260B
sec-Butylbenzene		<	1.0	ug/L	1	B4E0481	05/16/14 14:02	05/16/14 14:02	EPA 8260B
Styrene		<	1.0	ug/L	1	B4E0481	05/16/14 14:02	05/16/14 14:02	EPA 8260B
tert-Butylbenzene		<	1.0	ug/L	1	B4E0481	05/16/14 14:02	05/16/14 14:02	EPA 8260B
Tetrachloroethene		<	1.0	ug/L	1	B4E0481	05/16/14 14:02	05/16/14 14:02	EPA 8260B
Tetrahydrofuran (THF)		<	10	ug/L	1	B4E0481	05/16/14 14:02	05/16/14 14:02	EPA 8260B
Toluene		<	1.0	ug/L	1	B4E0481	05/16/14 14:02	05/16/14 14:02	EPA 8260B
trans-1,2-Dichloroethene		<	1.0	ug/L	1	B4E0481	05/16/14 14:02	05/16/14 14:02	EPA 8260B
trans-1,3-Dichloropropene		<	1.0	ug/L	1	B4E0481	05/16/14 14:02	05/16/14 14:02	EPA 8260B
Trichloroethene (TCE)		<	1.0	ug/L	1	B4E0481	05/16/14 14:02	05/16/14 14:02	EPA 8260B
Trichlorofluoromethane		<	1.0	ug/L	1	B4E0481	05/16/14 14:02	05/16/14 14:02	EPA 8260B
Vinyl chloride		**20**	1.0	ug/L	1	B4E0481	05/16/14 14:02	05/16/14 14:02	EPA 8260B

Authorized by:

Paul Moyer, Environmental Laboratory Manager
Public Health Laboratory, Minnesota Department of Health

The results in this report apply only to the samples analyzed.
This report must not be reproduced, except in full, without the written approval of the laboratory.

Minnesota Department of Health
Public Health Laboratory
Environmental Laboratory Section
601 Robert St. N., P.O. Box 64899
St. Paul, MN 55164-0899
651-201-5300

Final Report
Analytical Results

Program Code: PL
Program Name: Metro MERLA-SF
Collected By: Ben Klaus
Collector ID: None

Project ID: St. Louis Park Solvent Plume
Facility Name/ID: None
City: None
Generated: 05/21/14 9:03

MDH Sample Number: 14E1662-02

Location ID: None
Field Name: None
Sampling Point: SLP-03
QA Type: None

Collect Date: 05/12/14
Collect Time: 15:20
Matrix: Non-potable Water

Field Residual Chlorine Result: None
Field Fluoride Result: None
Field pH Result: None
Field PO_4 Result: None

Receiving Comments: Non-MDH vials received. CAH

Results were produced by the Minnesota Department of Health, except where noted.

VOCs by GCMS

Analyte	Analyte Qualifier(s)	Result	Reporting Limit	Units	Dilution	Batch	Prepared	Analyzed	Method
Surrogate: 1,2-Dichlorobenzene-d4		*103*	*70-130*	%	*1*	*B4E0418*	*05/16/14 01:20*	*05/16/14 01:20*	*EPA 8260B*
Surrogate: 1,2-Dichloroethane-d4		*99*	*70-130*	%	*1*	*B4E0418*	*05/16/14 01:20*	*05/16/14 01:20*	*EPA 8260B*
Surrogate: 4-Bromofluorobenzene		*103*	*70-130*	%	*1*	*B4E0418*	*05/16/14 01:20*	*05/16/14 01:20*	*EPA 8260B*
Surrogate: Dibromofluoromethane		*105*	*70-130*	%	*1*	*B4E0418*	*05/16/14 01:20*	*05/16/14 01:20*	*EPA 8260B*
Surrogate: Toluene-d8		*98*	*70-130*	%	*1*	*B4E0418*	*05/16/14 01:20*	*05/16/14 01:20*	*EPA 8260B*
1,1,1,2-Tetrachloroethane		<	1.0	ug/L	1	B4E0418	05/16/14 01:20	05/16/14 01:20	EPA 8260B
1,1,1-Trichloroethane		<	1.0	ug/L	1	B4E0418	05/16/14 01:20	05/16/14 01:20	EPA 8260B
1,1,2,2-Tetrachloroethane		<	1.0	ug/L	1	B4E0418	05/16/14 01:20	05/16/14 01:20	EPA 8260B
1,1,2-Trichloroethane		<	1.0	ug/L	1	B4E0418	05/16/14 01:20	05/16/14 01:20	EPA 8260B
1,1,2-Trichlorotrifluoroethane		<	1.0	ug/L	1	B4E0418	05/16/14 01:20	05/16/14 01:20	EPA 8260B
1,1-Dichloroethane		<	1.0	ug/L	1	B4E0418	05/16/14 01:20	05/16/14 01:20	EPA 8260B
1,1-Dichloroethene		<	1.0	ug/L	1	B4E0418	05/16/14 01:20	05/16/14 01:20	EPA 8260B
1,1-Dichloropropene		<	1.0	ug/L	1	B4E0418	05/16/14 01:20	05/16/14 01:20	EPA 8260B
1,2,3-Trichlorobenzene		<	1.0	ug/L	1	B4E0418	05/16/14 01:20	05/16/14 01:20	EPA 8260B
1,2,3-Trichloropropane		<	1.0	ug/L	1	B4E0418	05/16/14 01:20	05/16/14 01:20	EPA 8260B
1,2,4-Trichlorobenzene		<	1.0	ug/L	1	B4E0418	05/16/14 01:20	05/16/14 01:20	EPA 8260B
1,2,4-Trimethylbenzene		<	1.0	ug/L	1	B4E0418	05/16/14 01:20	05/16/14 01:20	EPA 8260B
1,2-Dibromo-3-chloropropane (DBCP)		<	5.0	ug/L	1	B4E0418	05/16/14 01:20	05/16/14 01:20	EPA 8260B
1,2-Dibromoethane (EDB)		<	1.0	ug/L	1	B4E0418	05/16/14 01:20	05/16/14 01:20	EPA 8260B
1,2-Dichlorobenzene		<	1.0	ug/L	1	B4E0418	05/16/14 01:20	05/16/14 01:20	EPA 8260B
1,2-Dichloroethane		<	1.0	ug/L	1	B4E0418	05/16/14 01:20	05/16/14 01:20	EPA 8260B
1,2-Dichloropropane		<	1.0	ug/L	1	B4E0418	05/16/14 01:20	05/16/14 01:20	EPA 8260B
1,3,5-Trimethylbenzene		<	1.0	ug/L	1	B4E0418	05/16/14 01:20	05/16/14 01:20	EPA 8260B
1,3-Dichlorobenzene		<	1.0	ug/L	1	B4E0418	05/16/14 01:20	05/16/14 01:20	EPA 8260B
1,3-Dichloropropane		<	1.0	ug/L	1	B4E0418	05/16/14 01:20	05/16/14 01:20	EPA 8260B
1,4-Dichlorobenzene		<	1.0	ug/L	1	B4E0418	05/16/14 01:20	05/16/14 01:20	EPA 8260B

FINAL REPORT

Report ID: 05212014 90304

Authorized by:

The results in this report apply only to the samples analyzed.
This report must not be reproduced, except in full, without the written approval of the laboratory.

Paul Moyer, Environmental Laboratory Manager
Public Health Laboratory, Minnesota Department of Health

Minnesota Department of Health
Public Health Laboratory
Environmental Laboratory Section
601 Robert St. N., P.O. Box 64899
St. Paul, MN 55164-0899
651-201-5300

Final Report
Analytical Results

Program Code: PL
Program Name: Metro MERLA-SF
Collected By: Ben Klaus
Collector ID: None

Project ID: St. Louis Park Solvent Plume
Facility Name/ID: None
City: None
Generated: 05/21/14 9:03

MDH Sample Number: 14E1662-02

Location ID: None
Field Name: None
Sampling Point: SLP-03
QA Type: None

Collect Date: 05/12/14
Collect Time: 15:20
Matrix: Non-potable Water

Field Residual Chlorine Result: None
Field Fluoride Result: None
Field pH Result: None
Field PO_4 Result: None

Receiving Comments: Non-MDH vials received. CAH

Results were produced by the Minnesota Department of Health, except where noted.

VOCs by GCMS - Continued

Analyte	Analyte Qualifier(s)	Result	Reporting Limit	Units	Dilution	Batch	Prepared	Analyzed	Method
2,2-Dichloropropane		<	1.0	ug/L	1	B4E0418	05/16/14 01:20	05/16/14 01:20	EPA 8260B
2-Chlorotoluene		<	1.0	ug/L	1	B4E0418	05/16/14 01:20	05/16/14 01:20	EPA 8260B
4-Chlorotoluene		<	1.0	ug/L	1	B4E0418	05/16/14 01:20	05/16/14 01:20	EPA 8260B
Acetone		<	20	ug/L	1	B4E0418	05/16/14 01:20	05/16/14 01:20	EPA 8260B
Allyl chloride		<	1.0	ug/L	1	B4E0418	05/16/14 01:20	05/16/14 01:20	EPA 8260B
Benzene		<	1.0	ug/L	1	B4E0418	05/16/14 01:20	05/16/14 01:20	EPA 8260B
Bromobenzene		<	1.0	ug/L	1	B4E0418	05/16/14 01:20	05/16/14 01:20	EPA 8260B
Bromochloromethane		<	1.0	ug/L	1	B4E0418	05/16/14 01:20	05/16/14 01:20	EPA 8260B
Bromodichloromethane		<	1.0	ug/L	1	B4E0418	05/16/14 01:20	05/16/14 01:20	EPA 8260B
Bromoform		<	1.0	ug/L	1	B4E0418	05/16/14 01:20	05/16/14 01:20	EPA 8260B
Bromomethane	L3, Z-01b	<	2.0	ug/L	1	B4E0418	05/16/14 01:20	05/16/14 01:20	EPA 8260B
Carbon tetrachloride		<	1.0	ug/L	1	B4E0418	05/16/14 01:20	05/16/14 01:20	EPA 8260B
Chlorobenzene		<	1.0	ug/L	1	B4E0418	05/16/14 01:20	05/16/14 01:20	EPA 8260B
Chlorodibromomethane		<	1.0	ug/L	1	B4E0418	05/16/14 01:20	05/16/14 01:20	EPA 8260B
Chloroethane		<	1.0	ug/L	1	B4E0418	05/16/14 01:20	05/16/14 01:20	EPA 8260B
Chloroform		<	1.0	ug/L	1	B4E0418	05/16/14 01:20	05/16/14 01:20	EPA 8260B
Chloromethane		<	1.0	ug/L	1	B4E0418	05/16/14 01:20	05/16/14 01:20	EPA 8260B
cis-1,2-Dichloroethene		**33**	1.0	ug/L	1	B4E0418	05/16/14 01:20	05/16/14 01:20	EPA 8260B
cis-1,3-Dichloropropene		<	1.0	ug/L	1	B4E0418	05/16/14 01:20	05/16/14 01:20	EPA 8260B
Dibromomethane		<	1.0	ug/L	1	B4E0418	05/16/14 01:20	05/16/14 01:20	EPA 8260B
Dichlorodifluoromethane	L3	<	1.0	ug/L	1	B4E0418	05/16/14 01:20	05/16/14 01:20	EPA 8260B
Dichlorofluoromethane		<	1.0	ug/L	1	B4E0418	05/16/14 01:20	05/16/14 01:20	EPA 8260B
Ethyl ether		<	1.0	ug/L	1	B4E0418	05/16/14 01:20	05/16/14 01:20	EPA 8260B
Ethylbenzene		<	1.0	ug/L	1	B4E0418	05/16/14 01:20	05/16/14 01:20	EPA 8260B
Hexachlorobutadiene		<	1.0	ug/L	1	B4E0418	05/16/14 01:20	05/16/14 01:20	EPA 8260B
Isopropylbenzene		<	1.0	ug/L	1	B4E0418	05/16/14 01:20	05/16/14 01:20	EPA 8260B
Methyl ethyl ketone (MEK)		<	10	ug/L	1	B4E0418	05/16/14 01:20	05/16/14 01:20	EPA 8260B

FINAL REPORT

Report ID: 05212014 90304

Authorized by:

Paul Moyer, Environmental Laboratory Manager
Public Health Laboratory, Minnesota Department of Health

The results in this report apply only to the samples analyzed.
This report must not be reproduced, except in full, without the written approval of the laboratory.

Minnesota Department of Health
Public Health Laboratory
Environmental Laboratory Section
601 Robert St. N., P.O. Box 64899
St. Paul, MN 55164-0899
651-201-5300

Final Report
Analytical Results

Program Code: PL
Program Name: Metro MERLA-SF
Collected By: Ben Klaus
Collector ID: None

Project ID: St. Louis Park Solvent Plume
Facility Name/ID: None
City: None
Generated: 05/21/14 9:03

MDH Sample Number: 14E1662-02

Location ID: None
Field Name: None
Sampling Point: SLP-03
QA Type: None

Collect Date: 05/12/14
Collect Time: 15:20
Matrix: Non-potable Water

Field Residual Chlorine Result: None
Field Fluoride Result: None
Field pH Result: None
Field PO_4 Result: None

Receiving Comments: Non-MDH vials received. CAH

Results were produced by the Minnesota Department of Health, except where noted.

VOCs by GCMS - Continued

Analyte	Analyte Qualifier(s)	Result	Reporting Limit	Units	Dilution	Batch	Prepared	Analyzed	Method
Methyl isobutyl ketone (MIBK)		<	5.0	ug/L	1	B4E0418	05/16/14 01:20	05/16/14 01:20	EPA 8260B
Methyl tertiary butyl ether (MTBE)		<	2.0	ug/L	1	B4E0418	05/16/14 01:20	05/16/14 01:20	EPA 8260B
Methylene chloride		<	2.0	ug/L	1	B4E0418	05/16/14 01:20	05/16/14 01:20	EPA 8260B
Naphthalene		<	1.0	ug/L	1	B4E0418	05/16/14 01:20	05/16/14 01:20	EPA 8260B
n-Butylbenzene		<	1.0	ug/L	1	B4E0418	05/16/14 01:20	05/16/14 01:20	EPA 8260B
n-Propylbenzene		<	1.0	ug/L	1	B4E0418	05/16/14 01:20	05/16/14 01:20	EPA 8260B
o-Xylene		<	1.0	ug/L	1	B4E0418	05/16/14 01:20	05/16/14 01:20	EPA 8260B
p&m-Xylene		<	1.0	ug/L	1	B4E0418	05/16/14 01:20	05/16/14 01:20	EPA 8260B
p-Isopropyltoluene		<	1.0	ug/L	1	B4E0418	05/16/14 01:20	05/16/14 01:20	EPA 8260B
sec-Butylbenzene		<	1.0	ug/L	1	B4E0418	05/16/14 01:20	05/16/14 01:20	EPA 8260B
Styrene		<	1.0	ug/L	1	B4E0418	05/16/14 01:20	05/16/14 01:20	EPA 8260B
tert-Butylbenzene		<	1.0	ug/L	1	B4E0418	05/16/14 01:20	05/16/14 01:20	EPA 8260B
Tetrachloroethene		**1.3**	1.0	ug/L	1	B4E0418	05/16/14 01:20	05/16/14 01:20	EPA 8260B
Tetrahydrofuran (THF)		<	10	ug/L	1	B4E0418	05/16/14 01:20	05/16/14 01:20	EPA 8260B
Toluene		<	1.0	ug/L	1	B4E0418	05/16/14 01:20	05/16/14 01:20	EPA 8260B
trans-1,2-Dichloroethene		**2.0**	1.0	ug/L	1	B4E0418	05/16/14 01:20	05/16/14 01:20	EPA 8260B
trans-1,3-Dichloropropene		<	1.0	ug/L	1	B4E0418	05/16/14 01:20	05/16/14 01:20	EPA 8260B
Trichloroethene (TCE)		**3.6**	1.0	ug/L	1	B4E0418	05/16/14 01:20	05/16/14 01:20	EPA 8260B
Trichlorofluoromethane		<	1.0	ug/L	1	B4E0418	05/16/14 01:20	05/16/14 01:20	EPA 8260B
Vinyl chloride		<	1.0	ug/L	1	B4E0418	05/16/14 01:20	05/16/14 01:20	EPA 8260B

Authorized by:

Paul Moyer, Environmental Laboratory Manager
Public Health Laboratory, Minnesota Department of Health

The results in this report apply only to the samples analyzed.
This report must not be reproduced, except in full, without the written approval of the laboratory.

Minnesota Department of Health
Public Health Laboratory
Environmental Laboratory Section
601 Robert St. N., P.O. Box 64899
St. Paul, MN 55164-0899
651-201-5300

Final Report
Analytical Results

Program Code: PL
Program Name: Metro MERLA-SF
Collected By: Ben Klaus
Collector ID: None

Project ID: St. Louis Park Solvent Plume
Facility Name/ID: None
City: None
Generated: 05/21/14 9:03

MDH Sample Number: 14E1662-03

Location ID: None
Field Name: None
Sampling Point: SLP-02
QA Type: None

Collect Date: 05/13/14
Collect Time: 9:45
Matrix: Non-potable Water

Field Residual Chlorine Result: None
Field Fluoride Result: None
Field pH Result: None
Field PO_4 Result: None

Receiving Comments: Non-MDH vials received. CAH

Results were produced by the Minnesota Department of Health, except where noted.

VOCs by GCMS

Analyte	Analyte Qualifier(s)	Result	Reporting Limit	Units	Dilution	Batch	Prepared	Analyzed	Method
Surrogate: 1,2-Dichlorobenzene-d4		*103*	*70-130*	%	*1*	*B4E0418*	*05/16/14 01:46*	*05/16/14 01:46*	*EPA 8260B*
Surrogate: 1,2-Dichloroethane-d4		*102*	*70-130*	%	*1*	*B4E0418*	*05/16/14 01:46*	*05/16/14 01:46*	*EPA 8260B*
Surrogate: 4-Bromofluorobenzene		*103*	*70-130*	%	*1*	*B4E0418*	*05/16/14 01:46*	*05/16/14 01:46*	*EPA 8260B*
Surrogate: Dibromofluoromethane		*104*	*70-130*	%	*1*	*B4E0418*	*05/16/14 01:46*	*05/16/14 01:46*	*EPA 8260B*
Surrogate: Toluene-d8		*99*	*70-130*	%	*1*	*B4E0418*	*05/16/14 01:46*	*05/16/14 01:46*	*EPA 8260B*
1,1,1,2-Tetrachloroethane		<	1.0	ug/L	1	B4E0418	05/16/14 01:46	05/16/14 01:46	EPA 8260B
1,1,1-Trichloroethane		<	1.0	ug/L	1	B4E0418	05/16/14 01:46	05/16/14 01:46	EPA 8260B
1,1,2,2-Tetrachloroethane		<	1.0	ug/L	1	B4E0418	05/16/14 01:46	05/16/14 01:46	EPA 8260B
1,1,2-Trichloroethane		<	1.0	ug/L	1	B4E0418	05/16/14 01:46	05/16/14 01:46	EPA 8260B
1,1,2-Trichlorotrifluoroethane		<	1.0	ug/L	1	B4E0418	05/16/14 01:46	05/16/14 01:46	EPA 8260B
1,1-Dichloroethane		<	1.0	ug/L	1	B4E0418	05/16/14 01:46	05/16/14 01:46	EPA 8260B
1,1-Dichloroethene		<	1.0	ug/L	1	B4E0418	05/16/14 01:46	05/16/14 01:46	EPA 8260B
1,1-Dichloropropene		<	1.0	ug/L	1	B4E0418	05/16/14 01:46	05/16/14 01:46	EPA 8260B
1,2,3-Trichlorobenzene		<	1.0	ug/L	1	B4E0418	05/16/14 01:46	05/16/14 01:46	EPA 8260B
1,2,3-Trichloropropane		<	1.0	ug/L	1	B4E0418	05/16/14 01:46	05/16/14 01:46	EPA 8260B
1,2,4-Trichlorobenzene		<	1.0	ug/L	1	B4E0418	05/16/14 01:46	05/16/14 01:46	EPA 8260B
1,2,4-Trimethylbenzene		<	1.0	ug/L	1	B4E0418	05/16/14 01:46	05/16/14 01:46	EPA 8260B
1,2-Dibromo-3-chloropropane (DBCP)		<	5.0	ug/L	1	B4E0418	05/16/14 01:46	05/16/14 01:46	EPA 8260B
1,2-Dibromoethane (EDB)		<	1.0	ug/L	1	B4E0418	05/16/14 01:46	05/16/14 01:46	EPA 8260B
1,2-Dichlorobenzene		<	1.0	ug/L	1	B4E0418	05/16/14 01:46	05/16/14 01:46	EPA 8260B
1,2-Dichloroethane		<	1.0	ug/L	1	B4E0418	05/16/14 01:46	05/16/14 01:46	EPA 8260B
1,2-Dichloropropane		<	1.0	ug/L	1	B4E0418	05/16/14 01:46	05/16/14 01:46	EPA 8260B
1,3,5-Trimethylbenzene		<	1.0	ug/L	1	B4E0418	05/16/14 01:46	05/16/14 01:46	EPA 8260B
1,3-Dichlorobenzene		<	1.0	ug/L	1	B4E0418	05/16/14 01:46	05/16/14 01:46	EPA 8260B
1,3-Dichloropropane		<	1.0	ug/L	1	B4E0418	05/16/14 01:46	05/16/14 01:46	EPA 8260B
1,4-Dichlorobenzene		<	1.0	ug/L	1	B4E0418	05/16/14 01:46	05/16/14 01:46	EPA 8260B

FINAL REPORT

Report ID: 05212014 90304

Authorized by:

The results in this report apply only to the samples analyzed.
This report must not be reproduced, except in full, without the written approval of the laboratory.

Paul Moyer, Environmental Laboratory Manager
Public Health Laboratory, Minnesota Department of Health

Minnesota Department of Health
Public Health Laboratory
Environmental Laboratory Section
601 Robert St. N., P.O. Box 64899
St. Paul, MN 55164-0899
651-201-5300

Final Report
Analytical Results

Program Code: PL
Program Name: Metro MERLA-SF
Collected By: Ben Klaus
Collector ID: None

Project ID: St. Louis Park Solvent Plume
Facility Name/ID: None
City: None
Generated: 05/21/14 9:03

MDH Sample Number: 14E1662-03

Location ID: None
Field Name: None
Sampling Point: SLP-02
QA Type: None

Collect Date: 05/13/14
Collect Time: 9:45
Matrix: Non-potable Water

Field Residual Chlorine Result: None
Field Fluoride Result: None
Field pH Result: None
Field PO_4 Result: None

Receiving Comments: Non-MDH vials received. CAH

Results were produced by the Minnesota Department of Health, except where noted.

VOCs by GCMS - Continued

Analyte	Analyte Qualifier(s)	Result	Reporting Limit	Units	Dilution	Batch	Prepared	Analyzed	Method
2,2-Dichloropropane		<	1.0	ug/L	1	B4E0418	05/16/14 01:46	05/16/14 01:46	EPA 8260B
2-Chlorotoluene		<	1.0	ug/L	1	B4E0418	05/16/14 01:46	05/16/14 01:46	EPA 8260B
4-Chlorotoluene		<	1.0	ug/L	1	B4E0418	05/16/14 01:46	05/16/14 01:46	EPA 8260B
Acetone		<	20	ug/L	1	B4E0418	05/16/14 01:46	05/16/14 01:46	EPA 8260B
Allyl chloride		<	1.0	ug/L	1	B4E0418	05/16/14 01:46	05/16/14 01:46	EPA 8260B
Benzene		<	1.0	ug/L	1	B4E0418	05/16/14 01:46	05/16/14 01:46	EPA 8260B
Bromobenzene		<	1.0	ug/L	1	B4E0418	05/16/14 01:46	05/16/14 01:46	EPA 8260B
Bromochloromethane		<	1.0	ug/L	1	B4E0418	05/16/14 01:46	05/16/14 01:46	EPA 8260B
Bromodichloromethane		<	1.0	ug/L	1	B4E0418	05/16/14 01:46	05/16/14 01:46	EPA 8260B
Bromoform		<	1.0	ug/L	1	B4E0418	05/16/14 01:46	05/16/14 01:46	EPA 8260B
Bromomethane	L3, Z-01	<	2.0	ug/L	1	B4E0418	05/16/14 01:46	05/16/14 01:46	EPA 8260B
Carbon tetrachloride		<	1.0	ug/L	1	B4E0418	05/16/14 01:46	05/16/14 01:46	EPA 8260B
Chlorobenzene		<	1.0	ug/L	1	B4E0418	05/16/14 01:46	05/16/14 01:46	EPA 8260B
Chlorodibromomethane		<	1.0	ug/L	1	B4E0418	05/16/14 01:46	05/16/14 01:46	EPA 8260B
Chloroethane		<	1.0	ug/L	1	B4E0418	05/16/14 01:46	05/16/14 01:46	EPA 8260B
Chloroform		<	1.0	ug/L	1	B4E0418	05/16/14 01:46	05/16/14 01:46	EPA 8260B
Chloromethane		<	1.0	ug/L	1	B4E0418	05/16/14 01:46	05/16/14 01:46	EPA 8260B
cis-1,2-Dichloroethene		**2.4**	1.0	ug/L	1	B4E0418	05/16/14 01:46	05/16/14 01:46	EPA 8260B
cis-1,3-Dichloropropene		<	1.0	ug/L	1	B4E0418	05/16/14 01:46	05/16/14 01:46	EPA 8260B
Dibromomethane		<	1.0	ug/L	1	B4E0418	05/16/14 01:46	05/16/14 01:46	EPA 8260B
Dichlorodifluoromethane	L3	<	1.0	ug/L	1	B4E0418	05/16/14 01:46	05/16/14 01:46	EPA 8260B
Dichlorofluoromethane		**6.4**	1.0	ug/L	1	B4E0418	05/16/14 01:46	05/16/14 01:46	EPA 8260B
Ethyl ether		<	1.0	ug/L	1	B4E0418	05/16/14 01:46	05/16/14 01:46	EPA 8260B
Ethylbenzene		<	1.0	ug/L	1	B4E0418	05/16/14 01:46	05/16/14 01:46	EPA 8260B
Hexachlorobutadiene		<	1.0	ug/L	1	B4E0418	05/16/14 01:46	05/16/14 01:46	EPA 8260B
Isopropylbenzene		<	1.0	ug/L	1	B4E0418	05/16/14 01:46	05/16/14 01:46	EPA 8260B
Methyl ethyl ketone (MEK)		<	10	ug/L	1	B4E0418	05/16/14 01:46	05/16/14 01:46	EPA 8260B

FINAL REPORT

Report ID: 05212014 90304

Authorized by:

Paul Moyer, Environmental Laboratory Manager
Public Health Laboratory, Minnesota Department of Health

The results in this report apply only to the samples analyzed.
This report must not be reproduced, except in full, without the written approval of the laboratory.

Minnesota Department of Health
Public Health Laboratory
Environmental Laboratory Section
601 Robert St. N., P.O. Box 64899
St. Paul, MN 55164-0899
651-201-5300

Final Report
Analytical Results

Program Code: PL
Program Name: Metro MERLA-SF
Collected By: Ben Klaus
Collector ID: None

Project ID: St. Louis Park Solvent Plume
Facility Name/ID: None
City: None
Generated: 05/21/14 9:03

MDH Sample Number: 14E1662-03

Location ID: None
Field Name: None
Sampling Point: SLP-02
QA Type: None

Collect Date: 05/13/14
Collect Time: 9:45
Matrix: Non-potable Water

Field Residual Chlorine Result: None
Field Fluoride Result: None
Field pH Result: None
Field PO_4 Result: None

Receiving Comments: Non-MDH vials received. CAH

Results were produced by the Minnesota Department of Health, except where noted.

VOCs by GCMS - Continued

Analyte	Analyte Qualifier(s)	Result	Reporting Limit	Units	Dilution	Batch	Prepared	Analyzed	Method
Methyl isobutyl ketone (MIBK)		<	5.0	ug/L	1	B4E0418	05/16/14 01:46	05/16/14 01:46	EPA 8260B
Methyl tertiary butyl ether (MTBE)		<	2.0	ug/L	1	B4E0418	05/16/14 01:46	05/16/14 01:46	EPA 8260B
Methylene chloride		<	2.0	ug/L	1	B4E0418	05/16/14 01:46	05/16/14 01:46	EPA 8260B
Naphthalene		<	1.0	ug/L	1	B4E0418	05/16/14 01:46	05/16/14 01:46	EPA 8260B
n-Butylbenzene		<	1.0	ug/L	1	B4E0418	05/16/14 01:46	05/16/14 01:46	EPA 8260B
n-Propylbenzene		<	1.0	ug/L	1	B4E0418	05/16/14 01:46	05/16/14 01:46	EPA 8260B
o-Xylene		<	1.0	ug/L	1	B4E0418	05/16/14 01:46	05/16/14 01:46	EPA 8260B
p&m-Xylene		<	1.0	ug/L	1	B4E0418	05/16/14 01:46	05/16/14 01:46	EPA 8260B
p-Isopropyltoluene		<	1.0	ug/L	1	B4E0418	05/16/14 01:46	05/16/14 01:46	EPA 8260B
sec-Butylbenzene		<	1.0	ug/L	1	B4E0418	05/16/14 01:46	05/16/14 01:46	EPA 8260B
Styrene		<	1.0	ug/L	1	B4E0418	05/16/14 01:46	05/16/14 01:46	EPA 8260B
tert-Butylbenzene		<	1.0	ug/L	1	B4E0418	05/16/14 01:46	05/16/14 01:46	EPA 8260B
Tetrachloroethene		<	1.0	ug/L	1	B4E0418	05/16/14 01:46	05/16/14 01:46	EPA 8260B
Tetrahydrofuran (THF)		<	10	ug/L	1	B4E0418	05/16/14 01:46	05/16/14 01:46	EPA 8260B
Toluene		<	1.0	ug/L	1	B4E0418	05/16/14 01:46	05/16/14 01:46	EPA 8260B
trans-1,2-Dichloroethene		<	1.0	ug/L	1	B4E0418	05/16/14 01:46	05/16/14 01:46	EPA 8260B
trans-1,3-Dichloropropene		<	1.0	ug/L	1	B4E0418	05/16/14 01:46	05/16/14 01:46	EPA 8260B
Trichloroethene (TCE)		<	1.0	ug/L	1	B4E0418	05/16/14 01:46	05/16/14 01:46	EPA 8260B
Trichlorofluoromethane		<	1.0	ug/L	1	B4E0418	05/16/14 01:46	05/16/14 01:46	EPA 8260B
Vinyl chloride		**4.8**	1.0	ug/L	1	B4E0418	05/16/14 01:46	05/16/14 01:46	EPA 8260B

Authorized by:

Paul Moyer, Environmental Laboratory Manager
Public Health Laboratory, Minnesota Department of Health

The results in this report apply only to the samples analyzed.
This report must not be reproduced, except in full, without the written approval of the laboratory.

Minnesota Department of Health
Public Health Laboratory
Environmental Laboratory Section
601 Robert St. N., P.O. Box 64899
St. Paul, MN 55164-0899
651-201-5300

Final Report
Analytical Results

Program Code: PL
Program Name: Metro MERLA-SF
Collected By: Ben Klaus
Collector ID: None

Project ID: St. Louis Park Solvent Plume
Facility Name/ID: None
City: None
Generated: 05/21/14 9:03

MDH Sample Number: 14E1662-04

Location ID: None
Field Name: None
Sampling Point: SLP-04
QA Type: None

Collect Date: 05/13/14
Collect Time: 11:55
Matrix: Non-potable Water

Field Residual Chlorine Result: None
Field Fluoride Result: None
Field pH Result: None
Field PO_4 Result: None

Receiving Comments: Non-MDH vials received. CAH

Results were produced by the Minnesota Department of Health, except where noted.

VOCs by GCMS

Analyte	Analyte Qualifier(s)	Result	Reporting Limit	Units	Dilution	Batch	Prepared	Analyzed	Method
Surrogate: 1,2-Dichlorobenzene-d4		*101*	*70-130*	%	*1*	*B4E0481*	*05/16/14 14:29*	*05/16/14 14:29*	*EPA 8260B*
Surrogate: 1,2-Dichloroethane-d4		*101*	*70-130*	%	*1*	*B4E0481*	*05/16/14 14:29*	*05/16/14 14:29*	*EPA 8260B*
Surrogate: 4-Bromofluorobenzene		*101*	*70-130*	%	*1*	*B4E0481*	*05/16/14 14:29*	*05/16/14 14:29*	*EPA 8260B*
Surrogate: Dibromofluoromethane		*107*	*70-130*	%	*1*	*B4E0481*	*05/16/14 14:29*	*05/16/14 14:29*	*EPA 8260B*
Surrogate: Toluene-d8		*98*	*70-130*	%	*1*	*B4E0481*	*05/16/14 14:29*	*05/16/14 14:29*	*EPA 8260B*
1,1,1,2-Tetrachloroethane		<	1.0	ug/L	1	B4E0481	05/16/14 14:29	05/16/14 14:29	EPA 8260B
1,1,1-Trichloroethane		<	1.0	ug/L	1	B4E0481	05/16/14 14:29	05/16/14 14:29	EPA 8260B
1,1,2,2-Tetrachloroethane		<	1.0	ug/L	1	B4E0481	05/16/14 14:29	05/16/14 14:29	EPA 8260B
1,1,2-Trichloroethane		<	1.0	ug/L	1	B4E0481	05/16/14 14:29	05/16/14 14:29	EPA 8260B
1,1,2-Trichlorotrifluoroethane		<	1.0	ug/L	1	B4E0481	05/16/14 14:29	05/16/14 14:29	EPA 8260B
1,1-Dichloroethane		<	1.0	ug/L	1	B4E0481	05/16/14 14:29	05/16/14 14:29	EPA 8260B
1,1-Dichloroethene		<	1.0	ug/L	1	B4E0481	05/16/14 14:29	05/16/14 14:29	EPA 8260B
1,1-Dichloropropene		<	1.0	ug/L	1	B4E0481	05/16/14 14:29	05/16/14 14:29	EPA 8260B
1,2,3-Trichlorobenzene		<	1.0	ug/L	1	B4E0481	05/16/14 14:29	05/16/14 14:29	EPA 8260B
1,2,3-Trichloropropane		<	1.0	ug/L	1	B4E0481	05/16/14 14:29	05/16/14 14:29	EPA 8260B
1,2,4-Trichlorobenzene		<	1.0	ug/L	1	B4E0481	05/16/14 14:29	05/16/14 14:29	EPA 8260B
1,2,4-Trimethylbenzene		<	1.0	ug/L	1	B4E0481	05/16/14 14:29	05/16/14 14:29	EPA 8260B
1,2-Dibromo-3-chloropropane (DBCP)		<	5.0	ug/L	1	B4E0481	05/16/14 14:29	05/16/14 14:29	EPA 8260B
1,2-Dibromoethane (EDB)		<	1.0	ug/L	1	B4E0481	05/16/14 14:29	05/16/14 14:29	EPA 8260B
1,2-Dichlorobenzene		<	1.0	ug/L	1	B4E0481	05/16/14 14:29	05/16/14 14:29	EPA 8260B
1,2-Dichloroethane		<	1.0	ug/L	1	B4E0481	05/16/14 14:29	05/16/14 14:29	EPA 8260B
1,2-Dichloropropane		<	1.0	ug/L	1	B4E0481	05/16/14 14:29	05/16/14 14:29	EPA 8260B
1,3,5-Trimethylbenzene		<	1.0	ug/L	1	B4E0481	05/16/14 14:29	05/16/14 14:29	EPA 8260B
1,3-Dichlorobenzene		<	1.0	ug/L	1	B4E0481	05/16/14 14:29	05/16/14 14:29	EPA 8260B
1,3-Dichloropropane		<	1.0	ug/L	1	B4E0481	05/16/14 14:29	05/16/14 14:29	EPA 8260B
1,4-Dichlorobenzene		<	1.0	ug/L	1	B4E0481	05/16/14 14:29	05/16/14 14:29	EPA 8260B

FINAL REPORT

Report ID: 05212014 90304

Authorized by:

The results in this report apply only to the samples analyzed.
This report must not be reproduced, except in full, without the written approval of the laboratory.

Paul Moyer, Environmental Laboratory Manager
Public Health Laboratory, Minnesota Department of Health

Minnesota Department of Health
Public Health Laboratory
Environmental Laboratory Section
601 Robert St. N., P.O. Box 64899
St. Paul, MN 55164-0899
651-201-5300

Final Report
Analytical Results

Program Code: PL
Program Name: Metro MERLA-SF
Collected By: Ben Klaus
Collector ID: None

Project ID: St. Louis Park Solvent Plume
Facility Name/ID: None
City: None
Generated: 05/21/14 9:03

MDH Sample Number: 14E1662-04

Location ID: None
Field Name: None
Sampling Point: SLP-04
QA Type: None

Collect Date: 05/13/14
Collect Time: 11:55
Matrix: Non-potable Water

Field Residual Chlorine Result: None
Field Fluoride Result: None
Field pH Result: None
Field PO_4 Result: None

Receiving Comments: Non-MDH vials received. CAH

Results were produced by the Minnesota Department of Health, except where noted.

VOCs by GCMS - Continued

Analyte	Analyte Qualifier(s)	Result	Reporting Limit	Units	Dilution	Batch	Prepared	Analyzed	Method
2,2-Dichloropropane		<	1.0	ug/L	1	B4E0481	05/16/14 14:29	05/16/14 14:29	EPA 8260B
2-Chlorotoluene		<	1.0	ug/L	1	B4E0481	05/16/14 14:29	05/16/14 14:29	EPA 8260B
4-Chlorotoluene		<	1.0	ug/L	1	B4E0481	05/16/14 14:29	05/16/14 14:29	EPA 8260B
Acetone		<	20	ug/L	1	B4E0481	05/16/14 14:29	05/16/14 14:29	EPA 8260B
Allyl chloride		<	1.0	ug/L	1	B4E0481	05/16/14 14:29	05/16/14 14:29	EPA 8260B
Benzene		<	1.0	ug/L	1	B4E0481	05/16/14 14:29	05/16/14 14:29	EPA 8260B
Bromobenzene		<	1.0	ug/L	1	B4E0481	05/16/14 14:29	05/16/14 14:29	EPA 8260B
Bromochloromethane		<	1.0	ug/L	1	B4E0481	05/16/14 14:29	05/16/14 14:29	EPA 8260B
Bromodichloromethane		<	1.0	ug/L	1	B4E0481	05/16/14 14:29	05/16/14 14:29	EPA 8260B
Bromoform		<	1.0	ug/L	1	B4E0481	05/16/14 14:29	05/16/14 14:29	EPA 8260B
Bromomethane	L3, Z-01	<	2.0	ug/L	1	B4E0481	05/16/14 14:29	05/16/14 14:29	EPA 8260B
Carbon tetrachloride		<	1.0	ug/L	1	B4E0481	05/16/14 14:29	05/16/14 14:29	EPA 8260B
Chlorobenzene		<	1.0	ug/L	1	B4E0481	05/16/14 14:29	05/16/14 14:29	EPA 8260B
Chlorodibromomethane		<	1.0	ug/L	1	B4E0481	05/16/14 14:29	05/16/14 14:29	EPA 8260B
Chloroethane		<	1.0	ug/L	1	B4E0481	05/16/14 14:29	05/16/14 14:29	EPA 8260B
Chloroform		<	1.0	ug/L	1	B4E0481	05/16/14 14:29	05/16/14 14:29	EPA 8260B
Chloromethane		<	1.0	ug/L	1	B4E0481	05/16/14 14:29	05/16/14 14:29	EPA 8260B
cis-1,2-Dichloroethene		**38**	1.0	ug/L	1	B4E0481	05/16/14 14:29	05/16/14 14:29	EPA 8260B
cis-1,3-Dichloropropene		<	1.0	ug/L	1	B4E0481	05/16/14 14:29	05/16/14 14:29	EPA 8260B
Dibromomethane		<	1.0	ug/L	1	B4E0481	05/16/14 14:29	05/16/14 14:29	EPA 8260B
Dichlorodifluoromethane		**1.7**	1.0	ug/L	1	B4E0481	05/16/14 14:29	05/16/14 14:29	EPA 8260B
Dichlorofluoromethane		**1.5**	1.0	ug/L	1	B4E0481	05/16/14 14:29	05/16/14 14:29	EPA 8260B
Ethyl ether		<	1.0	ug/L	1	B4E0481	05/16/14 14:29	05/16/14 14:29	EPA 8260B
Ethylbenzene		<	1.0	ug/L	1	B4E0481	05/16/14 14:29	05/16/14 14:29	EPA 8260B
Hexachlorobutadiene		<	1.0	ug/L	1	B4E0481	05/16/14 14:29	05/16/14 14:29	EPA 8260B
Isopropylbenzene		<	1.0	ug/L	1	B4E0481	05/16/14 14:29	05/16/14 14:29	EPA 8260B
Methyl ethyl ketone (MEK)		<	10	ug/L	1	B4E0481	05/16/14 14:29	05/16/14 14:29	EPA 8260B

FINAL REPORT

Report ID: 05212014 90304

Authorized by:

Paul Moyer, Environmental Laboratory Manager
Public Health Laboratory, Minnesota Department of Health

The results in this report apply only to the samples analyzed.
This report must not be reproduced, except in full, without the written approval of the laboratory.

Minnesota Department of Health
Public Health Laboratory
Environmental Laboratory Section
601 Robert St. N., P.O. Box 64899
St. Paul, MN 55164-0899
651-201-5300

Final Report
Analytical Results

Program Code: PL
Program Name: Metro MERLA-SF
Collected By: Ben Klaus
Collector ID: None

Project ID: St. Louis Park Solvent Plume
Facility Name/ID: None
City: None
Generated: 05/21/14 9:03

MDH Sample Number: 14E1662-04

Location ID: None
Field Name: None
Sampling Point: SLP-04
QA Type: None

Collect Date: 05/13/14
Collect Time: 11:55
Matrix: Non-potable Water

Field Residual Chlorine Result: None
Field Fluoride Result: None
Field pH Result: None
Field PO_4 Result: None

Receiving Comments: Non-MDH vials received. CAH

Results were produced by the Minnesota Department of Health, except where noted.

VOCs by GCMS - Continued

Analyte	Analyte Qualifier(s)	Result	Reporting Limit	Units	Dilution	Batch	Prepared	Analyzed	Method
Methyl isobutyl ketone (MIBK)		<	5.0	ug/L	1	B4E0481	05/16/14 14:29	05/16/14 14:29	EPA 8260B
Methyl tertiary butyl ether (MTBE)		<	2.0	ug/L	1	B4E0481	05/16/14 14:29	05/16/14 14:29	EPA 8260B
Methylene chloride		<	2.0	ug/L	1	B4E0481	05/16/14 14:29	05/16/14 14:29	EPA 8260B
Naphthalene		<	1.0	ug/L	1	B4E0481	05/16/14 14:29	05/16/14 14:29	EPA 8260B
n-Butylbenzene		<	1.0	ug/L	1	B4E0481	05/16/14 14:29	05/16/14 14:29	EPA 8260B
n-Propylbenzene		<	1.0	ug/L	1	B4E0481	05/16/14 14:29	05/16/14 14:29	EPA 8260B
o-Xylene		<	1.0	ug/L	1	B4E0481	05/16/14 14:29	05/16/14 14:29	EPA 8260B
p&m-Xylene		<	1.0	ug/L	1	B4E0481	05/16/14 14:29	05/16/14 14:29	EPA 8260B
p-Isopropyltoluene		<	1.0	ug/L	1	B4E0481	05/16/14 14:29	05/16/14 14:29	EPA 8260B
sec-Butylbenzene		<	1.0	ug/L	1	B4E0481	05/16/14 14:29	05/16/14 14:29	EPA 8260B
Styrene		<	1.0	ug/L	1	B4E0481	05/16/14 14:29	05/16/14 14:29	EPA 8260B
tert-Butylbenzene		<	1.0	ug/L	1	B4E0481	05/16/14 14:29	05/16/14 14:29	EPA 8260B
Tetrachloroethene		<	1.0	ug/L	1	B4E0481	05/16/14 14:29	05/16/14 14:29	EPA 8260B
Tetrahydrofuran (THF)		<	10	ug/L	1	B4E0481	05/16/14 14:29	05/16/14 14:29	EPA 8260B
Toluene		<	1.0	ug/L	1	B4E0481	05/16/14 14:29	05/16/14 14:29	EPA 8260B
trans-1,2-Dichloroethene		**4.4**	1.0	ug/L	1	B4E0481	05/16/14 14:29	05/16/14 14:29	EPA 8260B
trans-1,3-Dichloropropene		<	1.0	ug/L	1	B4E0481	05/16/14 14:29	05/16/14 14:29	EPA 8260B
Trichloroethene (TCE)		<	1.0	ug/L	1	B4E0481	05/16/14 14:29	05/16/14 14:29	EPA 8260B
Trichlorofluoromethane		<	1.0	ug/L	1	B4E0481	05/16/14 14:29	05/16/14 14:29	EPA 8260B
Vinyl chloride		**3.8**	1.0	ug/L	1	B4E0481	05/16/14 14:29	05/16/14 14:29	EPA 8260B

Authorized by:

Paul Moyer, Environmental Laboratory Manager
Public Health Laboratory, Minnesota Department of Health

The results in this report apply only to the samples analyzed.
This report must not be reproduced, except in full, without the written approval of the laboratory.

Minnesota Department of Health
Public Health Laboratory
Environmental Laboratory Section
601 Robert St. N., P.O. Box 64899
St. Paul, MN 55164-0899
651-201-5300

Final Report
Analytical Results

Program Code: PL
Program Name: Metro MERLA-SF
Collected By: Ben Klaus
Collector ID: None

Project ID: St. Louis Park Solvent Plume
Facility Name/ID: None
City: None
Generated: 05/21/14 9:03

MDH Sample Number: 14E1662-05

Location ID: None
Field Name: None
Sampling Point: SLP-05
QA Type: None

Collect Date: 05/13/14
Collect Time: 12:00
Matrix: Non-potable Water

Field Residual Chlorine Result: None
Field Fluoride Result: None
Field pH Result: None
Field PO_4 Result: None

Receiving Comments: Non-MDH vials received. CAH

Results were produced by the Minnesota Department of Health, except where noted.

VOCs by GCMS

Analyte	Analyte Qualifier(s)	Result	Reporting Limit	Units	Dilution	Batch	Prepared	Analyzed	Method
Surrogate: 1,2-Dichlorobenzene-d4		*102*	*70-130*	%	*1*	*B4E0418*	*05/16/14 02:39*	*05/16/14 02:39*	*EPA 8260B*
Surrogate: 1,2-Dichloroethane-d4		*100*	*70-130*	%	*1*	*B4E0418*	*05/16/14 02:39*	*05/16/14 02:39*	*EPA 8260B*
Surrogate: 4-Bromofluorobenzene		*102*	*70-130*	%	*1*	*B4E0418*	*05/16/14 02:39*	*05/16/14 02:39*	*EPA 8260B*
Surrogate: Dibromofluoromethane		*106*	*70-130*	%	*1*	*B4E0418*	*05/16/14 02:39*	*05/16/14 02:39*	*EPA 8260B*
Surrogate: Toluene-d8		*98*	*70-130*	%	*1*	*B4E0418*	*05/16/14 02:39*	*05/16/14 02:39*	*EPA 8260B*
1,1,1,2-Tetrachloroethane		<	1.0	ug/L	1	B4E0418	05/16/14 02:39	05/16/14 02:39	EPA 8260B
1,1,1-Trichloroethane		<	1.0	ug/L	1	B4E0418	05/16/14 02:39	05/16/14 02:39	EPA 8260B
1,1,2,2-Tetrachloroethane		<	1.0	ug/L	1	B4E0418	05/16/14 02:39	05/16/14 02:39	EPA 8260B
1,1,2-Trichloroethane		<	1.0	ug/L	1	B4E0418	05/16/14 02:39	05/16/14 02:39	EPA 8260B
1,1,2-Trichlorotrifluoroethane		<	1.0	ug/L	1	B4E0418	05/16/14 02:39	05/16/14 02:39	EPA 8260B
1,1-Dichloroethane		<	1.0	ug/L	1	B4E0418	05/16/14 02:39	05/16/14 02:39	EPA 8260B
1,1-Dichloroethene		<	1.0	ug/L	1	B4E0418	05/16/14 02:39	05/16/14 02:39	EPA 8260B
1,1-Dichloropropene		<	1.0	ug/L	1	B4E0418	05/16/14 02:39	05/16/14 02:39	EPA 8260B
1,2,3-Trichlorobenzene		<	1.0	ug/L	1	B4E0418	05/16/14 02:39	05/16/14 02:39	EPA 8260B
1,2,3-Trichloropropane		<	1.0	ug/L	1	B4E0418	05/16/14 02:39	05/16/14 02:39	EPA 8260B
1,2,4-Trichlorobenzene		<	1.0	ug/L	1	B4E0418	05/16/14 02:39	05/16/14 02:39	EPA 8260B
1,2,4-Trimethylbenzene		<	1.0	ug/L	1	B4E0418	05/16/14 02:39	05/16/14 02:39	EPA 8260B
1,2-Dibromo-3-chloropropane (DBCP)		<	5.0	ug/L	1	B4E0418	05/16/14 02:39	05/16/14 02:39	EPA 8260B
1,2-Dibromoethane (EDB)		<	1.0	ug/L	1	B4E0418	05/16/14 02:39	05/16/14 02:39	EPA 8260B
1,2-Dichlorobenzene		<	1.0	ug/L	1	B4E0418	05/16/14 02:39	05/16/14 02:39	EPA 8260B
1,2-Dichloroethane		<	1.0	ug/L	1	B4E0418	05/16/14 02:39	05/16/14 02:39	EPA 8260B
1,2-Dichloropropane		<	1.0	ug/L	1	B4E0418	05/16/14 02:39	05/16/14 02:39	EPA 8260B
1,3,5-Trimethylbenzene		<	1.0	ug/L	1	B4E0418	05/16/14 02:39	05/16/14 02:39	EPA 8260B
1,3-Dichlorobenzene		<	1.0	ug/L	1	B4E0418	05/16/14 02:39	05/16/14 02:39	EPA 8260B
1,3-Dichloropropane		<	1.0	ug/L	1	B4E0418	05/16/14 02:39	05/16/14 02:39	EPA 8260B
1,4-Dichlorobenzene		<	1.0	ug/L	1	B4E0418	05/16/14 02:39	05/16/14 02:39	EPA 8260B

FINAL REPORT

Report ID: 05212014 90304

Authorized by:

The results in this report apply only to the samples analyzed.
This report must not be reproduced, except in full, without the written approval of the laboratory.

Paul Moyer, Environmental Laboratory Manager
Public Health Laboratory, Minnesota Department of Health

Minnesota Department of Health
Public Health Laboratory
Environmental Laboratory Section
601 Robert St. N., P.O. Box 64899
St. Paul, MN 55164-0899
651-201-5300

Final Report
Analytical Results

Program Code: PL
Program Name: Metro MERLA-SF
Collected By: Ben Klaus
Collector ID: None

Project ID: St. Louis Park Solvent Plume
Facility Name/ID: None
City: None
Generated: 05/21/14 9:03

MDH Sample Number: 14E1662-05

Location ID: None
Field Name: None
Sampling Point: SLP-05
QA Type: None

Collect Date: 05/13/14
Collect Time: 12:00
Matrix: Non-potable Water

Field Residual Chlorine Result: None
Field Fluoride Result: None
Field pH Result: None
Field PO_4 Result: None

Receiving Comments: Non-MDH vials received. CAH

Results were produced by the Minnesota Department of Health, except where noted.

VOCs by GCMS - Continued

Analyte	Analyte Qualifier(s)	Result	Reporting Limit	Units	Dilution	Batch	Prepared	Analyzed	Method
2,2-Dichloropropane		<	1.0	ug/L	1	B4E0418	05/16/14 02:39	05/16/14 02:39	EPA 8260B
2-Chlorotoluene		<	1.0	ug/L	1	B4E0418	05/16/14 02:39	05/16/14 02:39	EPA 8260B
4-Chlorotoluene		<	1.0	ug/L	1	B4E0418	05/16/14 02:39	05/16/14 02:39	EPA 8260B
Acetone		<	20	ug/L	1	B4E0418	05/16/14 02:39	05/16/14 02:39	EPA 8260B
Allyl chloride		<	1.0	ug/L	1	B4E0418	05/16/14 02:39	05/16/14 02:39	EPA 8260B
Benzene		<	1.0	ug/L	1	B4E0418	05/16/14 02:39	05/16/14 02:39	EPA 8260B
Bromobenzene		<	1.0	ug/L	1	B4E0418	05/16/14 02:39	05/16/14 02:39	EPA 8260B
Bromochloromethane		<	1.0	ug/L	1	B4E0418	05/16/14 02:39	05/16/14 02:39	EPA 8260B
Bromodichloromethane		<	1.0	ug/L	1	B4E0418	05/16/14 02:39	05/16/14 02:39	EPA 8260B
Bromoform		<	1.0	ug/L	1	B4E0418	05/16/14 02:39	05/16/14 02:39	EPA 8260B
Bromomethane	L3, Z-01	<	2.0	ug/L	1	B4E0418	05/16/14 02:39	05/16/14 02:39	EPA 8260B
Carbon tetrachloride		<	1.0	ug/L	1	B4E0418	05/16/14 02:39	05/16/14 02:39	EPA 8260B
Chlorobenzene		<	1.0	ug/L	1	B4E0418	05/16/14 02:39	05/16/14 02:39	EPA 8260B
Chlorodibromomethane		<	1.0	ug/L	1	B4E0418	05/16/14 02:39	05/16/14 02:39	EPA 8260B
Chloroethane		<	1.0	ug/L	1	B4E0418	05/16/14 02:39	05/16/14 02:39	EPA 8260B
Chloroform		<	1.0	ug/L	1	B4E0418	05/16/14 02:39	05/16/14 02:39	EPA 8260B
Chloromethane		<	1.0	ug/L	1	B4E0418	05/16/14 02:39	05/16/14 02:39	EPA 8260B
cis-1,2-Dichloroethene		<	1.0	ug/L	1	B4E0418	05/16/14 02:39	05/16/14 02:39	EPA 8260B
cis-1,3-Dichloropropene		<	1.0	ug/L	1	B4E0418	05/16/14 02:39	05/16/14 02:39	EPA 8260B
Dibromomethane		<	1.0	ug/L	1	B4E0418	05/16/14 02:39	05/16/14 02:39	EPA 8260B
Dichlorodifluoromethane	L3	<	1.0	ug/L	1	B4E0418	05/16/14 02:39	05/16/14 02:39	EPA 8260B
Dichlorofluoromethane		<	1.0	ug/L	1	B4E0418	05/16/14 02:39	05/16/14 02:39	EPA 8260B
Ethyl ether		<	1.0	ug/L	1	B4E0418	05/16/14 02:39	05/16/14 02:39	EPA 8260B
Ethylbenzene		<	1.0	ug/L	1	B4E0418	05/16/14 02:39	05/16/14 02:39	EPA 8260B
Hexachlorobutadiene		<	1.0	ug/L	1	B4E0418	05/16/14 02:39	05/16/14 02:39	EPA 8260B
Isopropylbenzene		<	1.0	ug/L	1	B4E0418	05/16/14 02:39	05/16/14 02:39	EPA 8260B
Methyl ethyl ketone (MEK)		**25**	10	ug/L	1	B4E0418	05/16/14 02:39	05/16/14 02:39	EPA 8260B

FINAL REPORT

Report ID: 05212014 90304

Authorized by:

Paul Moyer, Environmental Laboratory Manager
Public Health Laboratory, Minnesota Department of Health

The results in this report apply only to the samples analyzed.
This report must not be reproduced, except in full, without the written approval of the laboratory.

Minnesota Department of Health
Public Health Laboratory
Environmental Laboratory Section
601 Robert St. N., P.O. Box 64899
St. Paul, MN 55164-0899
651-201-5300

Final Report
Analytical Results

Program Code: PL
Program Name: Metro MERLA-SF
Collected By: Ben Klaus
Collector ID: None

Project ID: St. Louis Park Solvent Plume
Facility Name/ID: None
City: None
Generated: 05/21/14 9:03

MDH Sample Number: 14E1662-05

Location ID: None
Field Name: None
Sampling Point: SLP-05
QA Type: None

Collect Date: 05/13/14
Collect Time: 12:00
Matrix: Non-potable Water

Field Residual Chlorine Result: None
Field Fluoride Result: None
Field pH Result: None
Field PO_4 Result: None

Receiving Comments: Non-MDH vials received. CAH

Results were produced by the Minnesota Department of Health, except where noted.

VOCs by GCMS - Continued

Analyte	Analyte Qualifier(s)	Result	Reporting Limit	Units	Dilution	Batch	Prepared	Analyzed	Method
Methyl isobutyl ketone (MIBK)		<	5.0	ug/L	1	B4E0418	05/16/14 02:39	05/16/14 02:39	EPA 8260B
Methyl tertiary butyl ether (MTBE)		<	2.0	ug/L	1	B4E0418	05/16/14 02:39	05/16/14 02:39	EPA 8260B
Methylene chloride		<	2.0	ug/L	1	B4E0418	05/16/14 02:39	05/16/14 02:39	EPA 8260B
Naphthalene		<	1.0	ug/L	1	B4E0418	05/16/14 02:39	05/16/14 02:39	EPA 8260B
n-Butylbenzene		<	1.0	ug/L	1	B4E0418	05/16/14 02:39	05/16/14 02:39	EPA 8260B
n-Propylbenzene		<	1.0	ug/L	1	B4E0418	05/16/14 02:39	05/16/14 02:39	EPA 8260B
o-Xylene		<	1.0	ug/L	1	B4E0418	05/16/14 02:39	05/16/14 02:39	EPA 8260B
p&m-Xylene		<	1.0	ug/L	1	B4E0418	05/16/14 02:39	05/16/14 02:39	EPA 8260B
p-Isopropyltoluene		<	1.0	ug/L	1	B4E0418	05/16/14 02:39	05/16/14 02:39	EPA 8260B
sec-Butylbenzene		<	1.0	ug/L	1	B4E0418	05/16/14 02:39	05/16/14 02:39	EPA 8260B
Styrene		<	1.0	ug/L	1	B4E0418	05/16/14 02:39	05/16/14 02:39	EPA 8260B
tert-Butylbenzene		<	1.0	ug/L	1	B4E0418	05/16/14 02:39	05/16/14 02:39	EPA 8260B
Tetrachloroethene		<	1.0	ug/L	1	B4E0418	05/16/14 02:39	05/16/14 02:39	EPA 8260B
Tetrahydrofuran (THF)		<	10	ug/L	1	B4E0418	05/16/14 02:39	05/16/14 02:39	EPA 8260B
Toluene		<	1.0	ug/L	1	B4E0418	05/16/14 02:39	05/16/14 02:39	EPA 8260B
trans-1,2-Dichloroethene		<	1.0	ug/L	1	B4E0418	05/16/14 02:39	05/16/14 02:39	EPA 8260B
trans-1,3-Dichloropropene		<	1.0	ug/L	1	B4E0418	05/16/14 02:39	05/16/14 02:39	EPA 8260B
Trichloroethene (TCE)		**1.1**	1.0	ug/L	1	B4E0418	05/16/14 02:39	05/16/14 02:39	EPA 8260B
Trichlorofluoromethane		<	1.0	ug/L	1	B4E0418	05/16/14 02:39	05/16/14 02:39	EPA 8260B
Vinyl chloride		<	1.0	ug/L	1	B4E0418	05/16/14 02:39	05/16/14 02:39	EPA 8260B

Authorized by:

Paul Moyer, Environmental Laboratory Manager
Public Health Laboratory, Minnesota Department of Health

The results in this report apply only to the samples analyzed.
This report must not be reproduced, except in full, without the written approval of the laboratory.

Minnesota Department of Health
Public Health Laboratory
Environmental Laboratory Section
601 Robert St. N., P.O. Box 64899
St. Paul, MN 55164-0899
651-201-5300

Final Report
Analytical Results

Program Code: PL
Program Name: Metro MERLA-SF
Collected By: Ben Klaus
Collector ID: None

Project ID: St. Louis Park Solvent Plume
Facility Name/ID: None
City: None
Generated: 05/21/14 9:03

MDH Sample Number: 14E1662-06

Location ID: None
Field Name: None
Sampling Point: SPS-432
QA Type: None

Collect Date: 05/13/14
Collect Time: 13:32
Matrix: Non-potable Water

Field Residual Chlorine Result: None
Field Fluoride Result: None
Field pH Result: None
Field PO_4 Result: None

Receiving Comments: Non-MDH vials received. CAH

Results were produced by the Minnesota Department of Health, except where noted.

VOCs by GCMS

Analyte	Analyte Qualifier(s)	Result	Reporting Limit	Units	Dilution	Batch	Prepared	Analyzed	Method
Surrogate: 1,2-Dichlorobenzene-d4		*102*	*70-130*	%	*1*	*B4E0419*	*05/16/14 04:24*	*05/16/14 04:24*	*EPA 8260B*
Surrogate: 1,2-Dichloroethane-d4		*99*	*70-130*	%	*1*	*B4E0419*	*05/16/14 04:24*	*05/16/14 04:24*	*EPA 8260B*
Surrogate: 4-Bromofluorobenzene		*103*	*70-130*	%	*1*	*B4E0419*	*05/16/14 04:24*	*05/16/14 04:24*	*EPA 8260B*
Surrogate: Dibromofluoromethane		*106*	*70-130*	%	*1*	*B4E0419*	*05/16/14 04:24*	*05/16/14 04:24*	*EPA 8260B*
Surrogate: Toluene-d8		*99*	*70-130*	%	*1*	*B4E0419*	*05/16/14 04:24*	*05/16/14 04:24*	*EPA 8260B*
1,1,1,2-Tetrachloroethane		<	1.0	ug/L	1	B4E0419	05/16/14 04:24	05/16/14 04:24	EPA 8260B
1,1,1-Trichloroethane		<	1.0	ug/L	1	B4E0419	05/16/14 04:24	05/16/14 04:24	EPA 8260B
1,1,2,2-Tetrachloroethane		<	1.0	ug/L	1	B4E0419	05/16/14 04:24	05/16/14 04:24	EPA 8260B
1,1,2-Trichloroethane		<	1.0	ug/L	1	B4E0419	05/16/14 04:24	05/16/14 04:24	EPA 8260B
1,1,2-Trichlorotrifluoroethane		<	1.0	ug/L	1	B4E0419	05/16/14 04:24	05/16/14 04:24	EPA 8260B
1,1-Dichloroethane		<	1.0	ug/L	1	B4E0419	05/16/14 04:24	05/16/14 04:24	EPA 8260B
1,1-Dichloroethene		<	1.0	ug/L	1	B4E0419	05/16/14 04:24	05/16/14 04:24	EPA 8260B
1,1-Dichloropropene		<	1.0	ug/L	1	B4E0419	05/16/14 04:24	05/16/14 04:24	EPA 8260B
1,2,3-Trichlorobenzene		<	1.0	ug/L	1	B4E0419	05/16/14 04:24	05/16/14 04:24	EPA 8260B
1,2,3-Trichloropropane		<	1.0	ug/L	1	B4E0419	05/16/14 04:24	05/16/14 04:24	EPA 8260B
1,2,4-Trichlorobenzene		<	1.0	ug/L	1	B4E0419	05/16/14 04:24	05/16/14 04:24	EPA 8260B
1,2,4-Trimethylbenzene		<	1.0	ug/L	1	B4E0419	05/16/14 04:24	05/16/14 04:24	EPA 8260B
1,2-Dibromo-3-chloropropane (DBCP)		<	5.0	ug/L	1	B4E0419	05/16/14 04:24	05/16/14 04:24	EPA 8260B
1,2-Dibromoethane (EDB)		<	1.0	ug/L	1	B4E0419	05/16/14 04:24	05/16/14 04:24	EPA 8260B
1,2-Dichlorobenzene		<	1.0	ug/L	1	B4E0419	05/16/14 04:24	05/16/14 04:24	EPA 8260B
1,2-Dichloroethane		<	1.0	ug/L	1	B4E0419	05/16/14 04:24	05/16/14 04:24	EPA 8260B
1,2-Dichloropropane		<	1.0	ug/L	1	B4E0419	05/16/14 04:24	05/16/14 04:24	EPA 8260B
1,3,5-Trimethylbenzene		<	1.0	ug/L	1	B4E0419	05/16/14 04:24	05/16/14 04:24	EPA 8260B
1,3-Dichlorobenzene		<	1.0	ug/L	1	B4E0419	05/16/14 04:24	05/16/14 04:24	EPA 8260B
1,3-Dichloropropane		<	1.0	ug/L	1	B4E0419	05/16/14 04:24	05/16/14 04:24	EPA 8260B
1,4-Dichlorobenzene		<	1.0	ug/L	1	B4E0419	05/16/14 04:24	05/16/14 04:24	EPA 8260B

FINAL REPORT

Report ID: 05212014 90304

Authorized by:

The results in this report apply only to the samples analyzed.
This report must not be reproduced, except in full, without the written approval of the laboratory.

Paul Moyer, Environmental Laboratory Manager
Public Health Laboratory, Minnesota Department of Health

Minnesota Department of Health
Public Health Laboratory
Environmental Laboratory Section
601 Robert St. N., P.O. Box 64899
St. Paul, MN 55164-0899
651-201-5300

Final Report
Analytical Results

Program Code: PL
Program Name: Metro MERLA-SF
Collected By: Ben Klaus
Collector ID: None

Project ID: St. Louis Park Solvent Plume
Facility Name/ID: None
City: None
Generated: 05/21/14 9:03

MDH Sample Number: 14E1662-06

Location ID: None
Field Name: None
Sampling Point: SPS-432
QA Type: None

Collect Date: 05/13/14
Collect Time: 13:32
Matrix: Non-potable Water

Field Residual Chlorine Result: None
Field Fluoride Result: None
Field pH Result: None
Field PO_4 Result: None

Receiving Comments: Non-MDH vials received. CAH

Results were produced by the Minnesota Department of Health, except where noted.

VOCs by GCMS - Continued

Analyte	Analyte Qualifier(s)	Result	Reporting Limit	Units	Dilution	Batch	Prepared	Analyzed	Method
2,2-Dichloropropane	L3	<	1.0	ug/L	1	B4E0419	05/16/14 04:24	05/16/14 04:24	EPA 8260B
2-Chlorotoluene		<	1.0	ug/L	1	B4E0419	05/16/14 04:24	05/16/14 04:24	EPA 8260B
4-Chlorotoluene		<	1.0	ug/L	1	B4E0419	05/16/14 04:24	05/16/14 04:24	EPA 8260B
Acetone		<	20	ug/L	1	B4E0419	05/16/14 04:24	05/16/14 04:24	EPA 8260B
Allyl chloride		<	1.0	ug/L	1	B4E0419	05/16/14 04:24	05/16/14 04:24	EPA 8260B
Benzene		**63**	1.0	ug/L	1	B4E0419	05/16/14 04:24	05/16/14 04:24	EPA 8260B
Bromobenzene		<	1.0	ug/L	1	B4E0419	05/16/14 04:24	05/16/14 04:24	EPA 8260B
Bromochloromethane		<	1.0	ug/L	1	B4E0419	05/16/14 04:24	05/16/14 04:24	EPA 8260B
Bromodichloromethane		<	1.0	ug/L	1	B4E0419	05/16/14 04:24	05/16/14 04:24	EPA 8260B
Bromoform		<	1.0	ug/L	1	B4E0419	05/16/14 04:24	05/16/14 04:24	EPA 8260B
Bromomethane	L3	<	2.0	ug/L	1	B4E0419	05/16/14 04:24	05/16/14 04:24	EPA 8260B
Carbon tetrachloride		<	1.0	ug/L	1	B4E0419	05/16/14 04:24	05/16/14 04:24	EPA 8260B
Chlorobenzene		<	1.0	ug/L	1	B4E0419	05/16/14 04:24	05/16/14 04:24	EPA 8260B
Chlorodibromomethane		<	1.0	ug/L	1	B4E0419	05/16/14 04:24	05/16/14 04:24	EPA 8260B
Chloroethane		<	1.0	ug/L	1	B4E0419	05/16/14 04:24	05/16/14 04:24	EPA 8260B
Chloroform		<	1.0	ug/L	1	B4E0419	05/16/14 04:24	05/16/14 04:24	EPA 8260B
Chloromethane		<	1.0	ug/L	1	B4E0419	05/16/14 04:24	05/16/14 04:24	EPA 8260B
cis-1,2-Dichloroethene		**100**	1.0	ug/L	1	B4E0419	05/16/14 04:24	05/16/14 04:24	EPA 8260B
cis-1,3-Dichloropropene		<	1.0	ug/L	1	B4E0419	05/16/14 04:24	05/16/14 04:24	EPA 8260B
Dibromomethane		<	1.0	ug/L	1	B4E0419	05/16/14 04:24	05/16/14 04:24	EPA 8260B
Dichlorodifluoromethane	L3	<	1.0	ug/L	1	B4E0419	05/16/14 04:24	05/16/14 04:24	EPA 8260B
Dichlorofluoromethane		<	1.0	ug/L	1	B4E0419	05/16/14 04:24	05/16/14 04:24	EPA 8260B
Ethyl ether		<	1.0	ug/L	1	B4E0419	05/16/14 04:24	05/16/14 04:24	EPA 8260B
Ethylbenzene		**3.7**	1.0	ug/L	1	B4E0419	05/16/14 04:24	05/16/14 04:24	EPA 8260B
Hexachlorobutadiene		<	1.0	ug/L	1	B4E0419	05/16/14 04:24	05/16/14 04:24	EPA 8260B
Isopropylbenzene		<	1.0	ug/L	1	B4E0419	05/16/14 04:24	05/16/14 04:24	EPA 8260B
Methyl ethyl ketone (MEK)		<	10	ug/L	1	B4E0419	05/16/14 04:24	05/16/14 04:24	EPA 8260B

FINAL REPORT

Report ID: 05212014 90304

Authorized by:

Paul Moyer, Environmental Laboratory Manager
Public Health Laboratory, Minnesota Department of Health

The results in this report apply only to the samples analyzed.
This report must not be reproduced, except in full, without the written approval of the laboratory.

Minnesota Department of Health
Public Health Laboratory
Environmental Laboratory Section
601 Robert St. N., P.O. Box 64899
St. Paul, MN 55164-0899
651-201-5300

Final Report
Analytical Results

Program Code: PL
Program Name: Metro MERLA-SF
Collected By: Ben Klaus
Collector ID: None

Project ID: St. Louis Park Solvent Plume
Facility Name/ID: None
City: None
Generated: 05/21/14 9:03

MDH Sample Number: 14E1662-06

Location ID: None
Field Name: None
Sampling Point: SPS-432
QA Type: None

Collect Date: 05/13/14
Collect Time: 13:32
Matrix: Non-potable Water

Field Residual Chlorine Result: None
Field Fluoride Result: None
Field pH Result: None
Field PO_4 Result: None

Receiving Comments: Non-MDH vials received. CAH

Results were produced by the Minnesota Department of Health, except where noted.

VOCs by GCMS - Continued

Analyte	Analyte Qualifier(s)	Result	Reporting Limit	Units	Dilution	Batch	Prepared	Analyzed	Method
Methyl isobutyl ketone (MIBK)		<	5.0	ug/L	1	B4E0419	05/16/14 04:24	05/16/14 04:24	EPA 8260B
Methyl tertiary butyl ether (MTBE)		<	2.0	ug/L	1	B4E0419	05/16/14 04:24	05/16/14 04:24	EPA 8260B
Methylene chloride		<	2.0	ug/L	1	B4E0419	05/16/14 04:24	05/16/14 04:24	EPA 8260B
Naphthalene		**1.5**	1.0	ug/L	1	B4E0419	05/16/14 04:24	05/16/14 04:24	EPA 8260B
n-Butylbenzene		<	1.0	ug/L	1	B4E0419	05/16/14 04:24	05/16/14 04:24	EPA 8260B
n-Propylbenzene		<	1.0	ug/L	1	B4E0419	05/16/14 04:24	05/16/14 04:24	EPA 8260B
o-Xylene		**3.2**	1.0	ug/L	1	B4E0419	05/16/14 04:24	05/16/14 04:24	EPA 8260B
p&m-Xylene		**1.6**	1.0	ug/L	1	B4E0419	05/16/14 04:24	05/16/14 04:24	EPA 8260B
p-Isopropyltoluene		<	1.0	ug/L	1	B4E0419	05/16/14 04:24	05/16/14 04:24	EPA 8260B
sec-Butylbenzene		<	1.0	ug/L	1	B4E0419	05/16/14 04:24	05/16/14 04:24	EPA 8260B
Styrene		<	1.0	ug/L	1	B4E0419	05/16/14 04:24	05/16/14 04:24	EPA 8260B
tert-Butylbenzene		<	1.0	ug/L	1	B4E0419	05/16/14 04:24	05/16/14 04:24	EPA 8260B
Tetrachloroethene		<	1.0	ug/L	1	B4E0419	05/16/14 04:24	05/16/14 04:24	EPA 8260B
Tetrahydrofuran (THF)		<	10	ug/L	1	B4E0419	05/16/14 04:24	05/16/14 04:24	EPA 8260B
Toluene		**2.3**	1.0	ug/L	1	B4E0419	05/16/14 04:24	05/16/14 04:24	EPA 8260B
trans-1,2-Dichloroethene		**6.7**	1.0	ug/L	1	B4E0419	05/16/14 04:24	05/16/14 04:24	EPA 8260B
trans-1,3-Dichloropropene		<	1.0	ug/L	1	B4E0419	05/16/14 04:24	05/16/14 04:24	EPA 8260B
Trichloroethene (TCE)		<	1.0	ug/L	1	B4E0419	05/16/14 04:24	05/16/14 04:24	EPA 8260B
Trichlorofluoromethane		<	1.0	ug/L	1	B4E0419	05/16/14 04:24	05/16/14 04:24	EPA 8260B
Vinyl chloride		**100**	1.0	ug/L	1	B4E0419	05/16/14 04:24	05/16/14 04:24	EPA 8260B

Authorized by:

Paul Moyer, Environmental Laboratory Manager
Public Health Laboratory, Minnesota Department of Health

The results in this report apply only to the samples analyzed.
This report must not be reproduced, except in full, without the written approval of the laboratory.

Minnesota Department of Health
Public Health Laboratory
Environmental Laboratory Section
601 Robert St. N., P.O. Box 64899
St. Paul, MN 55164-0899
651-201-5300

Final Report
Analytical Results

Program Code: PL
Program Name: Metro MERLA-SF
Collected By: Ben Klaus
Collector ID: None

Project ID: St. Louis Park Solvent Plume
Facility Name/ID: None
City: None
Generated: 05/21/14 9:03

MDH Sample Number: 14E1662-07

Location ID: None
Field Name: None
Sampling Point: W-129
QA Type: None

Collect Date: 05/13/14
Collect Time: 15:32
Matrix: Non-potable Water

Field Residual Chlorine Result: None
Field Fluoride Result: None
Field pH Result: None
Field PO_4 Result: None

Receiving Comments: Non-MDH vials received. CAH

Results were produced by the Minnesota Department of Health, except where noted.

VOCs by GCMS

Analyte	Analyte Qualifier(s)	Result	Reporting Limit	Units	Dilution	Batch	Prepared	Analyzed	Method
Surrogate: 1,2-Dichlorobenzene-d4		*101*	*70-130*	%	*1*	*B4E0419*	*05/16/14 04:51*	*05/16/14 04:51*	*EPA 8260B*
Surrogate: 1,2-Dichloroethane-d4		*100*	*70-130*	%	*1*	*B4E0419*	*05/16/14 04:51*	*05/16/14 04:51*	*EPA 8260B*
Surrogate: 4-Bromofluorobenzene		*102*	*70-130*	%	*1*	*B4E0419*	*05/16/14 04:51*	*05/16/14 04:51*	*EPA 8260B*
Surrogate: Dibromofluoromethane		*103*	*70-130*	%	*1*	*B4E0419*	*05/16/14 04:51*	*05/16/14 04:51*	*EPA 8260B*
Surrogate: Toluene-d8		*99*	*70-130*	%	*1*	*B4E0419*	*05/16/14 04:51*	*05/16/14 04:51*	*EPA 8260B*
1,1,1,2-Tetrachloroethane		<	1.0	ug/L	1	B4E0419	05/16/14 04:51	05/16/14 04:51	EPA 8260B
1,1,1-Trichloroethane		<	1.0	ug/L	1	B4E0419	05/16/14 04:51	05/16/14 04:51	EPA 8260B
1,1,2,2-Tetrachloroethane		<	1.0	ug/L	1	B4E0419	05/16/14 04:51	05/16/14 04:51	EPA 8260B
1,1,2-Trichloroethane		<	1.0	ug/L	1	B4E0419	05/16/14 04:51	05/16/14 04:51	EPA 8260B
1,1,2-Trichlorotrifluoroethane		<	1.0	ug/L	1	B4E0419	05/16/14 04:51	05/16/14 04:51	EPA 8260B
1,1-Dichloroethane		<	1.0	ug/L	1	B4E0419	05/16/14 04:51	05/16/14 04:51	EPA 8260B
1,1-Dichloroethene		<	1.0	ug/L	1	B4E0419	05/16/14 04:51	05/16/14 04:51	EPA 8260B
1,1-Dichloropropene		<	1.0	ug/L	1	B4E0419	05/16/14 04:51	05/16/14 04:51	EPA 8260B
1,2,3-Trichlorobenzene		<	1.0	ug/L	1	B4E0419	05/16/14 04:51	05/16/14 04:51	EPA 8260B
1,2,3-Trichloropropane		<	1.0	ug/L	1	B4E0419	05/16/14 04:51	05/16/14 04:51	EPA 8260B
1,2,4-Trichlorobenzene		<	1.0	ug/L	1	B4E0419	05/16/14 04:51	05/16/14 04:51	EPA 8260B
1,2,4-Trimethylbenzene		<	1.0	ug/L	1	B4E0419	05/16/14 04:51	05/16/14 04:51	EPA 8260B
1,2-Dibromo-3-chloropropane (DBCP)		<	5.0	ug/L	1	B4E0419	05/16/14 04:51	05/16/14 04:51	EPA 8260B
1,2-Dibromoethane (EDB)		<	1.0	ug/L	1	B4E0419	05/16/14 04:51	05/16/14 04:51	EPA 8260B
1,2-Dichlorobenzene		<	1.0	ug/L	1	B4E0419	05/16/14 04:51	05/16/14 04:51	EPA 8260B
1,2-Dichloroethane		<	1.0	ug/L	1	B4E0419	05/16/14 04:51	05/16/14 04:51	EPA 8260B
1,2-Dichloropropane		<	1.0	ug/L	1	B4E0419	05/16/14 04:51	05/16/14 04:51	EPA 8260B
1,3,5-Trimethylbenzene		<	1.0	ug/L	1	B4E0419	05/16/14 04:51	05/16/14 04:51	EPA 8260B
1,3-Dichlorobenzene		<	1.0	ug/L	1	B4E0419	05/16/14 04:51	05/16/14 04:51	EPA 8260B
1,3-Dichloropropane		<	1.0	ug/L	1	B4E0419	05/16/14 04:51	05/16/14 04:51	EPA 8260B
1,4-Dichlorobenzene		<	1.0	ug/L	1	B4E0419	05/16/14 04:51	05/16/14 04:51	EPA 8260B

FINAL REPORT

Report ID: 05212014 90304

Authorized by:

The results in this report apply only to the samples analyzed.
This report must not be reproduced, except in full, without the written approval of the laboratory.

Paul Moyer, Environmental Laboratory Manager
Public Health Laboratory, Minnesota Department of Health

Minnesota Department of Health
Public Health Laboratory
Environmental Laboratory Section
601 Robert St. N., P.O. Box 64899
St. Paul, MN 55164-0899
651-201-5300

Final Report
Analytical Results

Program Code: PL
Program Name: Metro MERLA-SF
Collected By: Ben Klaus
Collector ID: None

Project ID: St. Louis Park Solvent Plume
Facility Name/ID: None
City: None
Generated: 05/21/14 9:03

MDH Sample Number: 14E1662-07

Location ID: None
Field Name: None
Sampling Point: W-129
QA Type: None

Collect Date: 05/13/14
Collect Time: 15:32
Matrix: Non-potable Water

Field Residual Chlorine Result: None
Field Fluoride Result: None
Field pH Result: None
Field PO_4 Result: None

Receiving Comments: Non-MDH vials received. CAH

Results were produced by the Minnesota Department of Health, except where noted.

VOCs by GCMS - Continued

Analyte	Analyte Qualifier(s)	Result	Reporting Limit	Units	Dilution	Batch	Prepared	Analyzed	Method
2,2-Dichloropropane	L3	<	1.0	ug/L	1	B4E0419	05/16/14 04:51	05/16/14 04:51	EPA 8260B
2-Chlorotoluene		<	1.0	ug/L	1	B4E0419	05/16/14 04:51	05/16/14 04:51	EPA 8260B
4-Chlorotoluene		<	1.0	ug/L	1	B4E0419	05/16/14 04:51	05/16/14 04:51	EPA 8260B
Acetone		<	20	ug/L	1	B4E0419	05/16/14 04:51	05/16/14 04:51	EPA 8260B
Allyl chloride		<	1.0	ug/L	1	B4E0419	05/16/14 04:51	05/16/14 04:51	EPA 8260B
Benzene		**2.0**	1.0	ug/L	1	B4E0419	05/16/14 04:51	05/16/14 04:51	EPA 8260B
Bromobenzene		<	1.0	ug/L	1	B4E0419	05/16/14 04:51	05/16/14 04:51	EPA 8260B
Bromochloromethane		<	1.0	ug/L	1	B4E0419	05/16/14 04:51	05/16/14 04:51	EPA 8260B
Bromodichloromethane		<	1.0	ug/L	1	B4E0419	05/16/14 04:51	05/16/14 04:51	EPA 8260B
Bromoform		<	1.0	ug/L	1	B4E0419	05/16/14 04:51	05/16/14 04:51	EPA 8260B
Bromomethane	L3	<	2.0	ug/L	1	B4E0419	05/16/14 04:51	05/16/14 04:51	EPA 8260B
Carbon tetrachloride		<	1.0	ug/L	1	B4E0419	05/16/14 04:51	05/16/14 04:51	EPA 8260B
Chlorobenzene		<	1.0	ug/L	1	B4E0419	05/16/14 04:51	05/16/14 04:51	EPA 8260B
Chlorodibromomethane		<	1.0	ug/L	1	B4E0419	05/16/14 04:51	05/16/14 04:51	EPA 8260B
Chloroethane		<	1.0	ug/L	1	B4E0419	05/16/14 04:51	05/16/14 04:51	EPA 8260B
Chloroform		<	1.0	ug/L	1	B4E0419	05/16/14 04:51	05/16/14 04:51	EPA 8260B
Chloromethane		<	1.0	ug/L	1	B4E0419	05/16/14 04:51	05/16/14 04:51	EPA 8260B
cis-1,2-Dichloroethene		<	1.0	ug/L	1	B4E0419	05/16/14 04:51	05/16/14 04:51	EPA 8260B
cis-1,3-Dichloropropene		<	1.0	ug/L	1	B4E0419	05/16/14 04:51	05/16/14 04:51	EPA 8260B
Dibromomethane		<	1.0	ug/L	1	B4E0419	05/16/14 04:51	05/16/14 04:51	EPA 8260B
Dichlorodifluoromethane	L3	<	1.0	ug/L	1	B4E0419	05/16/14 04:51	05/16/14 04:51	EPA 8260B
Dichlorofluoromethane		<	1.0	ug/L	1	B4E0419	05/16/14 04:51	05/16/14 04:51	EPA 8260B
Ethyl ether		<	1.0	ug/L	1	B4E0419	05/16/14 04:51	05/16/14 04:51	EPA 8260B
Ethylbenzene		<	1.0	ug/L	1	B4E0419	05/16/14 04:51	05/16/14 04:51	EPA 8260B
Hexachlorobutadiene		<	1.0	ug/L	1	B4E0419	05/16/14 04:51	05/16/14 04:51	EPA 8260B
Isopropylbenzene		<	1.0	ug/L	1	B4E0419	05/16/14 04:51	05/16/14 04:51	EPA 8260B
Methyl ethyl ketone (MEK)		<	10	ug/L	1	B4E0419	05/16/14 04:51	05/16/14 04:51	EPA 8260B

FINAL REPORT

Report ID: 05212014 90304

Authorized by:

Paul Moyer, Environmental Laboratory Manager
Public Health Laboratory, Minnesota Department of Health

The results in this report apply only to the samples analyzed.
This report must not be reproduced, except in full, without the written approval of the laboratory.

Minnesota Department of Health
Public Health Laboratory
Environmental Laboratory Section
601 Robert St. N., P.O. Box 64899
St. Paul, MN 55164-0899
651-201-5300

Final Report
Analytical Results

Program Code: PL
Program Name: Metro MERLA-SF
Collected By: Ben Klaus
Collector ID: None

Project ID: St. Louis Park Solvent Plume
Facility Name/ID: None
City: None
Generated: 05/21/14 9:03

MDH Sample Number: 14E1662-07

Location ID: None
Field Name: None
Sampling Point: W-129
QA Type: None

Collect Date: 05/13/14
Collect Time: 15:32
Matrix: Non-potable Water

Field Residual Chlorine Result: None
Field Fluoride Result: None
Field pH Result: None
Field PO_4 Result: None

Receiving Comments: Non-MDH vials received. CAH

Results were produced by the Minnesota Department of Health, except where noted.

VOCs by GCMS - Continued

Analyte	Analyte Qualifier(s)	Result	Reporting Limit	Units	Dilution	Batch	Prepared	Analyzed	Method
Methyl isobutyl ketone (MIBK)		<	5.0	ug/L	1	B4E0419	05/16/14 04:51	05/16/14 04:51	EPA 8260B
Methyl tertiary butyl ether (MTBE)		**3.0**	2.0	ug/L	1	B4E0419	05/16/14 04:51	05/16/14 04:51	EPA 8260B
Methylene chloride		<	2.0	ug/L	1	B4E0419	05/16/14 04:51	05/16/14 04:51	EPA 8260B
Naphthalene		<	1.0	ug/L	1	B4E0419	05/16/14 04:51	05/16/14 04:51	EPA 8260B
n-Butylbenzene		<	1.0	ug/L	1	B4E0419	05/16/14 04:51	05/16/14 04:51	EPA 8260B
n-Propylbenzene		<	1.0	ug/L	1	B4E0419	05/16/14 04:51	05/16/14 04:51	EPA 8260B
o-Xylene		<	1.0	ug/L	1	B4E0419	05/16/14 04:51	05/16/14 04:51	EPA 8260B
p&m-Xylene		<	1.0	ug/L	1	B4E0419	05/16/14 04:51	05/16/14 04:51	EPA 8260B
p-Isopropyltoluene		<	1.0	ug/L	1	B4E0419	05/16/14 04:51	05/16/14 04:51	EPA 8260B
sec-Butylbenzene		<	1.0	ug/L	1	B4E0419	05/16/14 04:51	05/16/14 04:51	EPA 8260B
Styrene		<	1.0	ug/L	1	B4E0419	05/16/14 04:51	05/16/14 04:51	EPA 8260B
tert-Butylbenzene		<	1.0	ug/L	1	B4E0419	05/16/14 04:51	05/16/14 04:51	EPA 8260B
Tetrachloroethene		<	1.0	ug/L	1	B4E0419	05/16/14 04:51	05/16/14 04:51	EPA 8260B
Tetrahydrofuran (THF)		<	10	ug/L	1	B4E0419	05/16/14 04:51	05/16/14 04:51	EPA 8260B
Toluene		<	1.0	ug/L	1	B4E0419	05/16/14 04:51	05/16/14 04:51	EPA 8260B
trans-1,2-Dichloroethene		<	1.0	ug/L	1	B4E0419	05/16/14 04:51	05/16/14 04:51	EPA 8260B
trans-1,3-Dichloropropene		<	1.0	ug/L	1	B4E0419	05/16/14 04:51	05/16/14 04:51	EPA 8260B
Trichloroethene (TCE)		<	1.0	ug/L	1	B4E0419	05/16/14 04:51	05/16/14 04:51	EPA 8260B
Trichlorofluoromethane		<	1.0	ug/L	1	B4E0419	05/16/14 04:51	05/16/14 04:51	EPA 8260B
Vinyl chloride		<	1.0	ug/L	1	B4E0419	05/16/14 04:51	05/16/14 04:51	EPA 8260B

Authorized by:

Paul Moyer, Environmental Laboratory Manager
Public Health Laboratory, Minnesota Department of Health

The results in this report apply only to the samples analyzed.
This report must not be reproduced, except in full, without the written approval of the laboratory.

Minnesota Department of Health
Public Health Laboratory
Environmental Laboratory Section
601 Robert St. N., P.O. Box 64899
St. Paul, MN 55164-0899
651-201-5300

Final Report
Analytical Results

Program Code: PL
Program Name: Metro MERLA-SF
Collected By: Ben Klaus
Collector ID: None

Project ID: St. Louis Park Solvent Plume
Facility Name/ID: None
City: None
Generated: 05/21/14 9:03

MDH Sample Number: 14E1662-08

Location ID: None
Field Name: None
Sampling Point: W-129-A
QA Type: None

Collect Date: 05/13/14
Collect Time: 15:35
Matrix: Non-potable Water

Field Residual Chlorine Result: None
Field Fluoride Result: None
Field pH Result: None
Field PO_4 Result: None

Receiving Comments: Non-MDH vials received. CAH

Results were produced by the Minnesota Department of Health, except where noted.

VOCs by GCMS

Analyte	Analyte Qualifier(s)	Result	Reporting Limit	Units	Dilution	Batch	Prepared	Analyzed	Method
Surrogate: 1,2-Dichlorobenzene-d4		*101*	*70-130*	%	*1*	*B4E0419*	*05/16/14 05:17*	*05/16/14 05:17*	*EPA 8260B*
Surrogate: 1,2-Dichloroethane-d4		*102*	*70-130*	%	*1*	*B4E0419*	*05/16/14 05:17*	*05/16/14 05:17*	*EPA 8260B*
Surrogate: 4-Bromofluorobenzene		*101*	*70-130*	%	*1*	*B4E0419*	*05/16/14 05:17*	*05/16/14 05:17*	*EPA 8260B*
Surrogate: Dibromofluoromethane		*104*	*70-130*	%	*1*	*B4E0419*	*05/16/14 05:17*	*05/16/14 05:17*	*EPA 8260B*
Surrogate: Toluene-d8		*99*	*70-130*	%	*1*	*B4E0419*	*05/16/14 05:17*	*05/16/14 05:17*	*EPA 8260B*
1,1,1,2-Tetrachloroethane		<	1.0	ug/L	1	B4E0419	05/16/14 05:17	05/16/14 05:17	EPA 8260B
1,1,1-Trichloroethane		<	1.0	ug/L	1	B4E0419	05/16/14 05:17	05/16/14 05:17	EPA 8260B
1,1,2,2-Tetrachloroethane		<	1.0	ug/L	1	B4E0419	05/16/14 05:17	05/16/14 05:17	EPA 8260B
1,1,2-Trichloroethane		<	1.0	ug/L	1	B4E0419	05/16/14 05:17	05/16/14 05:17	EPA 8260B
1,1,2-Trichlorotrifluoroethane		<	1.0	ug/L	1	B4E0419	05/16/14 05:17	05/16/14 05:17	EPA 8260B
1,1-Dichloroethane		<	1.0	ug/L	1	B4E0419	05/16/14 05:17	05/16/14 05:17	EPA 8260B
1,1-Dichloroethene		<	1.0	ug/L	1	B4E0419	05/16/14 05:17	05/16/14 05:17	EPA 8260B
1,1-Dichloropropene		<	1.0	ug/L	1	B4E0419	05/16/14 05:17	05/16/14 05:17	EPA 8260B
1,2,3-Trichlorobenzene		<	1.0	ug/L	1	B4E0419	05/16/14 05:17	05/16/14 05:17	EPA 8260B
1,2,3-Trichloropropane		<	1.0	ug/L	1	B4E0419	05/16/14 05:17	05/16/14 05:17	EPA 8260B
1,2,4-Trichlorobenzene		<	1.0	ug/L	1	B4E0419	05/16/14 05:17	05/16/14 05:17	EPA 8260B
1,2,4-Trimethylbenzene		<	1.0	ug/L	1	B4E0419	05/16/14 05:17	05/16/14 05:17	EPA 8260B
1,2-Dibromo-3-chloropropane (DBCP)		<	5.0	ug/L	1	B4E0419	05/16/14 05:17	05/16/14 05:17	EPA 8260B
1,2-Dibromoethane (EDB)		<	1.0	ug/L	1	B4E0419	05/16/14 05:17	05/16/14 05:17	EPA 8260B
1,2-Dichlorobenzene		<	1.0	ug/L	1	B4E0419	05/16/14 05:17	05/16/14 05:17	EPA 8260B
1,2-Dichloroethane		<	1.0	ug/L	1	B4E0419	05/16/14 05:17	05/16/14 05:17	EPA 8260B
1,2-Dichloropropane		<	1.0	ug/L	1	B4E0419	05/16/14 05:17	05/16/14 05:17	EPA 8260B
1,3,5-Trimethylbenzene		<	1.0	ug/L	1	B4E0419	05/16/14 05:17	05/16/14 05:17	EPA 8260B
1,3-Dichlorobenzene		<	1.0	ug/L	1	B4E0419	05/16/14 05:17	05/16/14 05:17	EPA 8260B
1,3-Dichloropropane		<	1.0	ug/L	1	B4E0419	05/16/14 05:17	05/16/14 05:17	EPA 8260B
1,4-Dichlorobenzene		<	1.0	ug/L	1	B4E0419	05/16/14 05:17	05/16/14 05:17	EPA 8260B

FINAL REPORT

Report ID: 05212014 90304

Authorized by:

The results in this report apply only to the samples analyzed.
This report must not be reproduced, except in full, without the written approval of the laboratory.

Paul Moyer, Environmental Laboratory Manager
Public Health Laboratory, Minnesota Department of Health

Minnesota Department of Health
Public Health Laboratory
Environmental Laboratory Section
601 Robert St. N., P.O. Box 64899
St. Paul, MN 55164-0899
651-201-5300

Final Report
Analytical Results

Program Code: PL
Program Name: Metro MERLA-SF
Collected By: Ben Klaus
Collector ID: None

Project ID: St. Louis Park Solvent Plume
Facility Name/ID: None
City: None
Generated: 05/21/14 9:03

MDH Sample Number: 14E1662-08

Location ID: None
Field Name: None
Sampling Point: W-129-A
QA Type: None

Collect Date: 05/13/14
Collect Time: 15:35
Matrix: Non-potable Water

Field Residual Chlorine Result: None
Field Fluoride Result: None
Field pH Result: None
Field PO_4 Result: None

Receiving Comments: Non-MDH vials received. CAH

Results were produced by the Minnesota Department of Health, except where noted.

VOCs by GCMS - Continued

Analyte	Analyte Qualifier(s)	Result	Reporting Limit	Units	Dilution	Batch	Prepared	Analyzed	Method
2,2-Dichloropropane	L3	<	1.0	ug/L	1	B4E0419	05/16/14 05:17	05/16/14 05:17	EPA 8260B
2-Chlorotoluene		<	1.0	ug/L	1	B4E0419	05/16/14 05:17	05/16/14 05:17	EPA 8260B
4-Chlorotoluene		<	1.0	ug/L	1	B4E0419	05/16/14 05:17	05/16/14 05:17	EPA 8260B
Acetone		<	20	ug/L	1	B4E0419	05/16/14 05:17	05/16/14 05:17	EPA 8260B
Allyl chloride		<	1.0	ug/L	1	B4E0419	05/16/14 05:17	05/16/14 05:17	EPA 8260B
Benzene		**2.0**	1.0	ug/L	1	B4E0419	05/16/14 05:17	05/16/14 05:17	EPA 8260B
Bromobenzene		<	1.0	ug/L	1	B4E0419	05/16/14 05:17	05/16/14 05:17	EPA 8260B
Bromochloromethane		<	1.0	ug/L	1	B4E0419	05/16/14 05:17	05/16/14 05:17	EPA 8260B
Bromodichloromethane		<	1.0	ug/L	1	B4E0419	05/16/14 05:17	05/16/14 05:17	EPA 8260B
Bromoform		<	1.0	ug/L	1	B4E0419	05/16/14 05:17	05/16/14 05:17	EPA 8260B
Bromomethane	L3	<	2.0	ug/L	1	B4E0419	05/16/14 05:17	05/16/14 05:17	EPA 8260B
Carbon tetrachloride		<	1.0	ug/L	1	B4E0419	05/16/14 05:17	05/16/14 05:17	EPA 8260B
Chlorobenzene		<	1.0	ug/L	1	B4E0419	05/16/14 05:17	05/16/14 05:17	EPA 8260B
Chlorodibromomethane		<	1.0	ug/L	1	B4E0419	05/16/14 05:17	05/16/14 05:17	EPA 8260B
Chloroethane		<	1.0	ug/L	1	B4E0419	05/16/14 05:17	05/16/14 05:17	EPA 8260B
Chloroform		<	1.0	ug/L	1	B4E0419	05/16/14 05:17	05/16/14 05:17	EPA 8260B
Chloromethane		<	1.0	ug/L	1	B4E0419	05/16/14 05:17	05/16/14 05:17	EPA 8260B
cis-1,2-Dichloroethene		<	1.0	ug/L	1	B4E0419	05/16/14 05:17	05/16/14 05:17	EPA 8260B
cis-1,3-Dichloropropene		<	1.0	ug/L	1	B4E0419	05/16/14 05:17	05/16/14 05:17	EPA 8260B
Dibromomethane		<	1.0	ug/L	1	B4E0419	05/16/14 05:17	05/16/14 05:17	EPA 8260B
Dichlorodifluoromethane	L3	<	1.0	ug/L	1	B4E0419	05/16/14 05:17	05/16/14 05:17	EPA 8260B
Dichlorofluoromethane		<	1.0	ug/L	1	B4E0419	05/16/14 05:17	05/16/14 05:17	EPA 8260B
Ethyl ether		<	1.0	ug/L	1	B4E0419	05/16/14 05:17	05/16/14 05:17	EPA 8260B
Ethylbenzene		<	1.0	ug/L	1	B4E0419	05/16/14 05:17	05/16/14 05:17	EPA 8260B
Hexachlorobutadiene		<	1.0	ug/L	1	B4E0419	05/16/14 05:17	05/16/14 05:17	EPA 8260B
Isopropylbenzene		<	1.0	ug/L	1	B4E0419	05/16/14 05:17	05/16/14 05:17	EPA 8260B
Methyl ethyl ketone (MEK)		<	10	ug/L	1	B4E0419	05/16/14 05:17	05/16/14 05:17	EPA 8260B

FINAL REPORT

Report ID: 05212014 90304

Authorized by:

Paul Moyer, Environmental Laboratory Manager
Public Health Laboratory, Minnesota Department of Health

The results in this report apply only to the samples analyzed.
This report must not be reproduced, except in full, without the written approval of the laboratory.

Minnesota Department of Health
Public Health Laboratory
Environmental Laboratory Section
601 Robert St. N., P.O. Box 64899
St. Paul, MN 55164-0899
651-201-5300

Final Report
Analytical Results

Program Code: PL
Program Name: Metro MERLA-SF
Collected By: Ben Klaus
Collector ID: None

Project ID: St. Louis Park Solvent Plume
Facility Name/ID: None
City: None
Generated: 05/21/14 9:03

MDH Sample Number: 14E1662-08

Location ID: None
Field Name: None
Sampling Point: W-129-A
QA Type: None

Collect Date: 05/13/14
Collect Time: 15:35
Matrix: Non-potable Water

Field Residual Chlorine Result: None
Field Fluoride Result: None
Field pH Result: None
Field PO_4 Result: None

Receiving Comments: Non-MDH vials received. CAH

Results were produced by the Minnesota Department of Health, except where noted.

VOCs by GCMS - Continued

Analyte	Analyte Qualifier(s)	Result	Reporting Limit	Units	Dilution	Batch	Prepared	Analyzed	Method
Methyl isobutyl ketone (MIBK)		<	5.0	ug/L	1	B4E0419	05/16/14 05:17	05/16/14 05:17	EPA 8260B
Methyl tertiary butyl ether (MTBE)		**3.0**	2.0	ug/L	1	B4E0419	05/16/14 05:17	05/16/14 05:17	EPA 8260B
Methylene chloride		<	2.0	ug/L	1	B4E0419	05/16/14 05:17	05/16/14 05:17	EPA 8260B
Naphthalene		<	1.0	ug/L	1	B4E0419	05/16/14 05:17	05/16/14 05:17	EPA 8260B
n-Butylbenzene		<	1.0	ug/L	1	B4E0419	05/16/14 05:17	05/16/14 05:17	EPA 8260B
n-Propylbenzene		<	1.0	ug/L	1	B4E0419	05/16/14 05:17	05/16/14 05:17	EPA 8260B
o-Xylene		<	1.0	ug/L	1	B4E0419	05/16/14 05:17	05/16/14 05:17	EPA 8260B
p&m-Xylene		<	1.0	ug/L	1	B4E0419	05/16/14 05:17	05/16/14 05:17	EPA 8260B
p-Isopropyltoluene		<	1.0	ug/L	1	B4E0419	05/16/14 05:17	05/16/14 05:17	EPA 8260B
sec-Butylbenzene		<	1.0	ug/L	1	B4E0419	05/16/14 05:17	05/16/14 05:17	EPA 8260B
Styrene		<	1.0	ug/L	1	B4E0419	05/16/14 05:17	05/16/14 05:17	EPA 8260B
tert-Butylbenzene		<	1.0	ug/L	1	B4E0419	05/16/14 05:17	05/16/14 05:17	EPA 8260B
Tetrachloroethene		<	1.0	ug/L	1	B4E0419	05/16/14 05:17	05/16/14 05:17	EPA 8260B
Tetrahydrofuran (THF)		<	10	ug/L	1	B4E0419	05/16/14 05:17	05/16/14 05:17	EPA 8260B
Toluene		<	1.0	ug/L	1	B4E0419	05/16/14 05:17	05/16/14 05:17	EPA 8260B
trans-1,2-Dichloroethene		<	1.0	ug/L	1	B4E0419	05/16/14 05:17	05/16/14 05:17	EPA 8260B
trans-1,3-Dichloropropene		<	1.0	ug/L	1	B4E0419	05/16/14 05:17	05/16/14 05:17	EPA 8260B
Trichloroethene (TCE)		<	1.0	ug/L	1	B4E0419	05/16/14 05:17	05/16/14 05:17	EPA 8260B
Trichlorofluoromethane		<	1.0	ug/L	1	B4E0419	05/16/14 05:17	05/16/14 05:17	EPA 8260B
Vinyl chloride		<	1.0	ug/L	1	B4E0419	05/16/14 05:17	05/16/14 05:17	EPA 8260B

Authorized by:

Paul Moyer, Environmental Laboratory Manager
Public Health Laboratory, Minnesota Department of Health

The results in this report apply only to the samples analyzed.
This report must not be reproduced, except in full, without the written approval of the laboratory.

Minnesota Department of Health
Public Health Laboratory
Environmental Laboratory Section
601 Robert St. N., P.O. Box 64899
St. Paul, MN 55164-0899
651-201-5300

Final Report
Analytical Results

Program Code: PL
Program Name: Metro MERLA-SF
Collected By: Ben Klaus
Collector ID: None

Project ID: St. Louis Park Solvent Plume
Facility Name/ID: None
City: None
Generated: 05/21/14 9:03

MDH Sample Number: 14E1662-09

Location ID: None
Field Name: None
Sampling Point: W-121
QA Type: None

Collect Date: 05/14/14
Collect Time: 10:15
Matrix: Non-potable Water

Field Residual Chlorine Result: None
Field Fluoride Result: None
Field pH Result: None
Field PO_4 Result: None

Receiving Comments: Non-MDH vials received. CAH

Results were produced by the Minnesota Department of Health, except where noted.

VOCs by GCMS

Analyte	Analyte Qualifier(s)	Result	Reporting Limit	Units	Dilution	Batch	Prepared	Analyzed	Method
Surrogate: 1,2-Dichlorobenzene-d4		*102*	*70-130*	%	*1*	*B4E0419*	*05/16/14 05:44*	*05/16/14 05:44*	*EPA 8260B*
Surrogate: 1,2-Dichloroethane-d4		*99*	*70-130*	%	*1*	*B4E0419*	*05/16/14 05:44*	*05/16/14 05:44*	*EPA 8260B*
Surrogate: 4-Bromofluorobenzene		*103*	*70-130*	%	*1*	*B4E0419*	*05/16/14 05:44*	*05/16/14 05:44*	*EPA 8260B*
Surrogate: Dibromofluoromethane		*104*	*70-130*	%	*1*	*B4E0419*	*05/16/14 05:44*	*05/16/14 05:44*	*EPA 8260B*
Surrogate: Toluene-d8		*99*	*70-130*	%	*1*	*B4E0419*	*05/16/14 05:44*	*05/16/14 05:44*	*EPA 8260B*
1,1,1,2-Tetrachloroethane		<	1.0	ug/L	1	B4E0419	05/16/14 05:44	05/16/14 05:44	EPA 8260B
1,1,1-Trichloroethane		<	1.0	ug/L	1	B4E0419	05/16/14 05:44	05/16/14 05:44	EPA 8260B
1,1,2,2-Tetrachloroethane		<	1.0	ug/L	1	B4E0419	05/16/14 05:44	05/16/14 05:44	EPA 8260B
1,1,2-Trichloroethane		<	1.0	ug/L	1	B4E0419	05/16/14 05:44	05/16/14 05:44	EPA 8260B
1,1,2-Trichlorotrifluoroethane		<	1.0	ug/L	1	B4E0419	05/16/14 05:44	05/16/14 05:44	EPA 8260B
1,1-Dichloroethane		<	1.0	ug/L	1	B4E0419	05/16/14 05:44	05/16/14 05:44	EPA 8260B
1,1-Dichloroethene		<	1.0	ug/L	1	B4E0419	05/16/14 05:44	05/16/14 05:44	EPA 8260B
1,1-Dichloropropene		<	1.0	ug/L	1	B4E0419	05/16/14 05:44	05/16/14 05:44	EPA 8260B
1,2,3-Trichlorobenzene		<	1.0	ug/L	1	B4E0419	05/16/14 05:44	05/16/14 05:44	EPA 8260B
1,2,3-Trichloropropane		<	1.0	ug/L	1	B4E0419	05/16/14 05:44	05/16/14 05:44	EPA 8260B
1,2,4-Trichlorobenzene		<	1.0	ug/L	1	B4E0419	05/16/14 05:44	05/16/14 05:44	EPA 8260B
1,2,4-Trimethylbenzene		<	1.0	ug/L	1	B4E0419	05/16/14 05:44	05/16/14 05:44	EPA 8260B
1,2-Dibromo-3-chloropropane (DBCP)		<	5.0	ug/L	1	B4E0419	05/16/14 05:44	05/16/14 05:44	EPA 8260B
1,2-Dibromoethane (EDB)		<	1.0	ug/L	1	B4E0419	05/16/14 05:44	05/16/14 05:44	EPA 8260B
1,2-Dichlorobenzene		<	1.0	ug/L	1	B4E0419	05/16/14 05:44	05/16/14 05:44	EPA 8260B
1,2-Dichloroethane		<	1.0	ug/L	1	B4E0419	05/16/14 05:44	05/16/14 05:44	EPA 8260B
1,2-Dichloropropane		<	1.0	ug/L	1	B4E0419	05/16/14 05:44	05/16/14 05:44	EPA 8260B
1,3,5-Trimethylbenzene		<	1.0	ug/L	1	B4E0419	05/16/14 05:44	05/16/14 05:44	EPA 8260B
1,3-Dichlorobenzene		<	1.0	ug/L	1	B4E0419	05/16/14 05:44	05/16/14 05:44	EPA 8260B
1,3-Dichloropropane		<	1.0	ug/L	1	B4E0419	05/16/14 05:44	05/16/14 05:44	EPA 8260B
1,4-Dichlorobenzene		<	1.0	ug/L	1	B4E0419	05/16/14 05:44	05/16/14 05:44	EPA 8260B

FINAL REPORT

Report ID: 05212014 90304

Authorized by:

The results in this report apply only to the samples analyzed.
This report must not be reproduced, except in full, without the written approval of the laboratory.

Paul Moyer, Environmental Laboratory Manager
Public Health Laboratory, Minnesota Department of Health

Minnesota Department of Health
Public Health Laboratory
Environmental Laboratory Section
601 Robert St. N., P.O. Box 64899
St. Paul, MN 55164-0899
651-201-5300

Final Report
Analytical Results

Program Code: PL
Program Name: Metro MERLA-SF
Collected By: Ben Klaus
Collector ID: None

Project ID: St. Louis Park Solvent Plume
Facility Name/ID: None
City: None
Generated: 05/21/14 9:03

MDH Sample Number: 14E1662-09

Location ID: None
Field Name: None
Sampling Point: W-121
QA Type: None

Collect Date: 05/14/14
Collect Time: 10:15
Matrix: Non-potable Water

Field Residual Chlorine Result: None
Field Fluoride Result: None
Field pH Result: None
Field PO_4 Result: None

Receiving Comments: Non-MDH vials received. CAH

Results were produced by the Minnesota Department of Health, except where noted.

VOCs by GCMS - Continued

Analyte	Analyte Qualifier(s)	Result	Reporting Limit	Units	Dilution	Batch	Prepared	Analyzed	Method
2,2-Dichloropropane	L3	<	1.0	ug/L	1	B4E0419	05/16/14 05:44	05/16/14 05:44	EPA 8260B
2-Chlorotoluene		<	1.0	ug/L	1	B4E0419	05/16/14 05:44	05/16/14 05:44	EPA 8260B
4-Chlorotoluene		<	1.0	ug/L	1	B4E0419	05/16/14 05:44	05/16/14 05:44	EPA 8260B
Acetone		<	20	ug/L	1	B4E0419	05/16/14 05:44	05/16/14 05:44	EPA 8260B
Allyl chloride		<	1.0	ug/L	1	B4E0419	05/16/14 05:44	05/16/14 05:44	EPA 8260B
Benzene		<	1.0	ug/L	1	B4E0419	05/16/14 05:44	05/16/14 05:44	EPA 8260B
Bromobenzene		<	1.0	ug/L	1	B4E0419	05/16/14 05:44	05/16/14 05:44	EPA 8260B
Bromochloromethane		<	1.0	ug/L	1	B4E0419	05/16/14 05:44	05/16/14 05:44	EPA 8260B
Bromodichloromethane		<	1.0	ug/L	1	B4E0419	05/16/14 05:44	05/16/14 05:44	EPA 8260B
Bromoform		<	1.0	ug/L	1	B4E0419	05/16/14 05:44	05/16/14 05:44	EPA 8260B
Bromomethane	L3	<	2.0	ug/L	1	B4E0419	05/16/14 05:44	05/16/14 05:44	EPA 8260B
Carbon tetrachloride		<	1.0	ug/L	1	B4E0419	05/16/14 05:44	05/16/14 05:44	EPA 8260B
Chlorobenzene		<	1.0	ug/L	1	B4E0419	05/16/14 05:44	05/16/14 05:44	EPA 8260B
Chlorodibromomethane		<	1.0	ug/L	1	B4E0419	05/16/14 05:44	05/16/14 05:44	EPA 8260B
Chloroethane		<	1.0	ug/L	1	B4E0419	05/16/14 05:44	05/16/14 05:44	EPA 8260B
Chloroform		<	1.0	ug/L	1	B4E0419	05/16/14 05:44	05/16/14 05:44	EPA 8260B
Chloromethane		<	1.0	ug/L	1	B4E0419	05/16/14 05:44	05/16/14 05:44	EPA 8260B
cis-1,2-Dichloroethene		**1.2**	1.0	ug/L	1	B4E0419	05/16/14 05:44	05/16/14 05:44	EPA 8260B
cis-1,3-Dichloropropene		<	1.0	ug/L	1	B4E0419	05/16/14 05:44	05/16/14 05:44	EPA 8260B
Dibromomethane		<	1.0	ug/L	1	B4E0419	05/16/14 05:44	05/16/14 05:44	EPA 8260B
Dichlorodifluoromethane	L3	<	1.0	ug/L	1	B4E0419	05/16/14 05:44	05/16/14 05:44	EPA 8260B
Dichlorofluoromethane		**3.9**	1.0	ug/L	1	B4E0419	05/16/14 05:44	05/16/14 05:44	EPA 8260B
Ethyl ether		<	1.0	ug/L	1	B4E0419	05/16/14 05:44	05/16/14 05:44	EPA 8260B
Ethylbenzene		<	1.0	ug/L	1	B4E0419	05/16/14 05:44	05/16/14 05:44	EPA 8260B
Hexachlorobutadiene		<	1.0	ug/L	1	B4E0419	05/16/14 05:44	05/16/14 05:44	EPA 8260B
Isopropylbenzene		<	1.0	ug/L	1	B4E0419	05/16/14 05:44	05/16/14 05:44	EPA 8260B
Methyl ethyl ketone (MEK)		<	10	ug/L	1	B4E0419	05/16/14 05:44	05/16/14 05:44	EPA 8260B

FINAL REPORT

Report ID: 05212014 90304

Authorized by:

Paul Moyer, Environmental Laboratory Manager
Public Health Laboratory, Minnesota Department of Health

The results in this report apply only to the samples analyzed.
This report must not be reproduced, except in full, without the written approval of the laboratory.

Minnesota Department of Health
Public Health Laboratory
Environmental Laboratory Section
601 Robert St. N., P.O. Box 64899
St. Paul, MN 55164-0899
651-201-5300

Final Report
Analytical Results

Program Code: PL
Program Name: Metro MERLA-SF
Collected By: Ben Klaus
Collector ID: None

Project ID: St. Louis Park Solvent Plume
Facility Name/ID: None
City: None
Generated: 05/21/14 9:03

MDH Sample Number: 14E1662-09

Location ID: None
Field Name: None
Sampling Point: W-121
QA Type: None

Collect Date: 05/14/14
Collect Time: 10:15
Matrix: Non-potable Water

Field Residual Chlorine Result: None
Field Fluoride Result: None
Field pH Result: None
Field PO_4 Result: None

Receiving Comments: Non-MDH vials received. CAH

Results were produced by the Minnesota Department of Health, except where noted.

VOCs by GCMS - Continued

Analyte	Analyte Qualifier(s)	Result	Reporting Limit	Units	Dilution	Batch	Prepared	Analyzed	Method
Methyl isobutyl ketone (MIBK)		<	5.0	ug/L	1	B4E0419	05/16/14 05:44	05/16/14 05:44	EPA 8260B
Methyl tertiary butyl ether (MTBE)		<	2.0	ug/L	1	B4E0419	05/16/14 05:44	05/16/14 05:44	EPA 8260B
Methylene chloride		<	2.0	ug/L	1	B4E0419	05/16/14 05:44	05/16/14 05:44	EPA 8260B
Naphthalene		<	1.0	ug/L	1	B4E0419	05/16/14 05:44	05/16/14 05:44	EPA 8260B
n-Butylbenzene		<	1.0	ug/L	1	B4E0419	05/16/14 05:44	05/16/14 05:44	EPA 8260B
n-Propylbenzene		<	1.0	ug/L	1	B4E0419	05/16/14 05:44	05/16/14 05:44	EPA 8260B
o-Xylene		<	1.0	ug/L	1	B4E0419	05/16/14 05:44	05/16/14 05:44	EPA 8260B
p&m-Xylene		<	1.0	ug/L	1	B4E0419	05/16/14 05:44	05/16/14 05:44	EPA 8260B
p-Isopropyltoluene		<	1.0	ug/L	1	B4E0419	05/16/14 05:44	05/16/14 05:44	EPA 8260B
sec-Butylbenzene		<	1.0	ug/L	1	B4E0419	05/16/14 05:44	05/16/14 05:44	EPA 8260B
Styrene		<	1.0	ug/L	1	B4E0419	05/16/14 05:44	05/16/14 05:44	EPA 8260B
tert-Butylbenzene		<	1.0	ug/L	1	B4E0419	05/16/14 05:44	05/16/14 05:44	EPA 8260B
Tetrachloroethene		<	1.0	ug/L	1	B4E0419	05/16/14 05:44	05/16/14 05:44	EPA 8260B
Tetrahydrofuran (THF)		<	10	ug/L	1	B4E0419	05/16/14 05:44	05/16/14 05:44	EPA 8260B
Toluene		<	1.0	ug/L	1	B4E0419	05/16/14 05:44	05/16/14 05:44	EPA 8260B
trans-1,2-Dichloroethene		<	1.0	ug/L	1	B4E0419	05/16/14 05:44	05/16/14 05:44	EPA 8260B
trans-1,3-Dichloropropene		<	1.0	ug/L	1	B4E0419	05/16/14 05:44	05/16/14 05:44	EPA 8260B
Trichloroethene (TCE)		<	1.0	ug/L	1	B4E0419	05/16/14 05:44	05/16/14 05:44	EPA 8260B
Trichlorofluoromethane		<	1.0	ug/L	1	B4E0419	05/16/14 05:44	05/16/14 05:44	EPA 8260B
Vinyl chloride		**1.5**	1.0	ug/L	1	B4E0419	05/16/14 05:44	05/16/14 05:44	EPA 8260B

Authorized by:

Paul Moyer, Environmental Laboratory Manager
Public Health Laboratory, Minnesota Department of Health

The results in this report apply only to the samples analyzed.
This report must not be reproduced, except in full, without the written approval of the laboratory.

Minnesota Department of Health
Public Health Laboratory
Environmental Laboratory Section
601 Robert St. N., P.O. Box 64899
St. Paul, MN 55164-0899
651-201-5300

Final Report
Analytical Results

Program Code: PL
Program Name: Metro MERLA-SF
Collected By: Ben Klaus
Collector ID: None

Project ID: St. Louis Park Solvent Plume
Facility Name/ID: None
City: None
Generated: 05/21/14 9:03

MDH Sample Number: 14E1662-10

Location ID: None
Field Name: None
Sampling Point: W-132
QA Type: None

Collect Date: 05/14/14
Collect Time: 12:05
Matrix: Non-potable Water

Field Residual Chlorine Result: None
Field Fluoride Result: None
Field pH Result: None
Field PO_4 Result: None

Receiving Comments: Non-MDH vials received. CAH

Results were produced by the Minnesota Department of Health, except where noted.

VOCs by GCMS

Analyte	Analyte Qualifier(s)	Result	Reporting Limit	Units	Dilution	Batch	Prepared	Analyzed	Method
Surrogate: 1,2-Dichlorobenzene-d4		*101*	*70-130*	%	*1*	*B4E0419*	*05/16/14 06:10*	*05/16/14 06:10*	*EPA 8260B*
Surrogate: 1,2-Dichloroethane-d4		*100*	*70-130*	%	*1*	*B4E0419*	*05/16/14 06:10*	*05/16/14 06:10*	*EPA 8260B*
Surrogate: 4-Bromofluorobenzene		*102*	*70-130*	%	*1*	*B4E0419*	*05/16/14 06:10*	*05/16/14 06:10*	*EPA 8260B*
Surrogate: Dibromofluoromethane		*103*	*70-130*	%	*1*	*B4E0419*	*05/16/14 06:10*	*05/16/14 06:10*	*EPA 8260B*
Surrogate: Toluene-d8		*99*	*70-130*	%	*1*	*B4E0419*	*05/16/14 06:10*	*05/16/14 06:10*	*EPA 8260B*
1,1,1,2-Tetrachloroethane		<	1.0	ug/L	1	B4E0419	05/16/14 06:10	05/16/14 06:10	EPA 8260B
1,1,1-Trichloroethane		<	1.0	ug/L	1	B4E0419	05/16/14 06:10	05/16/14 06:10	EPA 8260B
1,1,2,2-Tetrachloroethane		<	1.0	ug/L	1	B4E0419	05/16/14 06:10	05/16/14 06:10	EPA 8260B
1,1,2-Trichloroethane		<	1.0	ug/L	1	B4E0419	05/16/14 06:10	05/16/14 06:10	EPA 8260B
1,1,2-Trichlorotrifluoroethane		<	1.0	ug/L	1	B4E0419	05/16/14 06:10	05/16/14 06:10	EPA 8260B
1,1-Dichloroethane		<	1.0	ug/L	1	B4E0419	05/16/14 06:10	05/16/14 06:10	EPA 8260B
1,1-Dichloroethene		<	1.0	ug/L	1	B4E0419	05/16/14 06:10	05/16/14 06:10	EPA 8260B
1,1-Dichloropropene		<	1.0	ug/L	1	B4E0419	05/16/14 06:10	05/16/14 06:10	EPA 8260B
1,2,3-Trichlorobenzene		<	1.0	ug/L	1	B4E0419	05/16/14 06:10	05/16/14 06:10	EPA 8260B
1,2,3-Trichloropropane		<	1.0	ug/L	1	B4E0419	05/16/14 06:10	05/16/14 06:10	EPA 8260B
1,2,4-Trichlorobenzene		<	1.0	ug/L	1	B4E0419	05/16/14 06:10	05/16/14 06:10	EPA 8260B
1,2,4-Trimethylbenzene		<	1.0	ug/L	1	B4E0419	05/16/14 06:10	05/16/14 06:10	EPA 8260B
1,2-Dibromo-3-chloropropane (DBCP)		<	5.0	ug/L	1	B4E0419	05/16/14 06:10	05/16/14 06:10	EPA 8260B
1,2-Dibromoethane (EDB)		<	1.0	ug/L	1	B4E0419	05/16/14 06:10	05/16/14 06:10	EPA 8260B
1,2-Dichlorobenzene		<	1.0	ug/L	1	B4E0419	05/16/14 06:10	05/16/14 06:10	EPA 8260B
1,2-Dichloroethane		<	1.0	ug/L	1	B4E0419	05/16/14 06:10	05/16/14 06:10	EPA 8260B
1,2-Dichloropropane		<	1.0	ug/L	1	B4E0419	05/16/14 06:10	05/16/14 06:10	EPA 8260B
1,3,5-Trimethylbenzene		<	1.0	ug/L	1	B4E0419	05/16/14 06:10	05/16/14 06:10	EPA 8260B
1,3-Dichlorobenzene		<	1.0	ug/L	1	B4E0419	05/16/14 06:10	05/16/14 06:10	EPA 8260B
1,3-Dichloropropane		<	1.0	ug/L	1	B4E0419	05/16/14 06:10	05/16/14 06:10	EPA 8260B
1,4-Dichlorobenzene		<	1.0	ug/L	1	B4E0419	05/16/14 06:10	05/16/14 06:10	EPA 8260B

FINAL REPORT

Report ID: 05212014 90304

Authorized by:

The results in this report apply only to the samples analyzed.
This report must not be reproduced, except in full, without the written approval of the laboratory.

Paul Moyer, Environmental Laboratory Manager
Public Health Laboratory, Minnesota Department of Health

Minnesota Department of Health
Public Health Laboratory
Environmental Laboratory Section
601 Robert St. N., P.O. Box 64899
St. Paul, MN 55164-0899
651-201-5300

Final Report
Analytical Results

Program Code: PL
Program Name: Metro MERLA-SF
Collected By: Ben Klaus
Collector ID: None

Project ID: St. Louis Park Solvent Plume
Facility Name/ID: None
City: None
Generated: 05/21/14 9:03

MDH Sample Number: 14E1662-10

Location ID: None
Field Name: None
Sampling Point: W-132
QA Type: None

Collect Date: 05/14/14
Collect Time: 12:05
Matrix: Non-potable Water

Field Residual Chlorine Result: None
Field Fluoride Result: None
Field pH Result: None
Field PO_4 Result: None

Receiving Comments: Non-MDH vials received. CAH

Results were produced by the Minnesota Department of Health, except where noted.

VOCs by GCMS - Continued

Analyte	Analyte Qualifier(s)	Result	Reporting Limit	Units	Dilution	Batch	Prepared	Analyzed	Method
2,2-Dichloropropane	L3	<	1.0	ug/L	1	B4E0419	05/16/14 06:10	05/16/14 06:10	EPA 8260B
2-Chlorotoluene		<	1.0	ug/L	1	B4E0419	05/16/14 06:10	05/16/14 06:10	EPA 8260B
4-Chlorotoluene		<	1.0	ug/L	1	B4E0419	05/16/14 06:10	05/16/14 06:10	EPA 8260B
Acetone		**190**	20	ug/L	1	B4E0419	05/16/14 06:10	05/16/14 06:10	EPA 8260B
Allyl chloride		<	1.0	ug/L	1	B4E0419	05/16/14 06:10	05/16/14 06:10	EPA 8260B
Benzene		<	1.0	ug/L	1	B4E0419	05/16/14 06:10	05/16/14 06:10	EPA 8260B
Bromobenzene		<	1.0	ug/L	1	B4E0419	05/16/14 06:10	05/16/14 06:10	EPA 8260B
Bromochloromethane		<	1.0	ug/L	1	B4E0419	05/16/14 06:10	05/16/14 06:10	EPA 8260B
Bromodichloromethane		<	1.0	ug/L	1	B4E0419	05/16/14 06:10	05/16/14 06:10	EPA 8260B
Bromoform		<	1.0	ug/L	1	B4E0419	05/16/14 06:10	05/16/14 06:10	EPA 8260B
Bromomethane	L3	<	2.0	ug/L	1	B4E0419	05/16/14 06:10	05/16/14 06:10	EPA 8260B
Carbon tetrachloride		<	1.0	ug/L	1	B4E0419	05/16/14 06:10	05/16/14 06:10	EPA 8260B
Chlorobenzene		<	1.0	ug/L	1	B4E0419	05/16/14 06:10	05/16/14 06:10	EPA 8260B
Chlorodibromomethane		<	1.0	ug/L	1	B4E0419	05/16/14 06:10	05/16/14 06:10	EPA 8260B
Chloroethane		<	1.0	ug/L	1	B4E0419	05/16/14 06:10	05/16/14 06:10	EPA 8260B
Chloroform		<	1.0	ug/L	1	B4E0419	05/16/14 06:10	05/16/14 06:10	EPA 8260B
Chloromethane		<	1.0	ug/L	1	B4E0419	05/16/14 06:10	05/16/14 06:10	EPA 8260B
cis-1,2-Dichloroethene		<	1.0	ug/L	1	B4E0419	05/16/14 06:10	05/16/14 06:10	EPA 8260B
cis-1,3-Dichloropropene		<	1.0	ug/L	1	B4E0419	05/16/14 06:10	05/16/14 06:10	EPA 8260B
Dibromomethane		<	1.0	ug/L	1	B4E0419	05/16/14 06:10	05/16/14 06:10	EPA 8260B
Dichlorodifluoromethane	L3	<	1.0	ug/L	1	B4E0419	05/16/14 06:10	05/16/14 06:10	EPA 8260B
Dichlorofluoromethane		<	1.0	ug/L	1	B4E0419	05/16/14 06:10	05/16/14 06:10	EPA 8260B
Ethyl ether		<	1.0	ug/L	1	B4E0419	05/16/14 06:10	05/16/14 06:10	EPA 8260B
Ethylbenzene		<	1.0	ug/L	1	B4E0419	05/16/14 06:10	05/16/14 06:10	EPA 8260B
Hexachlorobutadiene		<	1.0	ug/L	1	B4E0419	05/16/14 06:10	05/16/14 06:10	EPA 8260B
Isopropylbenzene		<	1.0	ug/L	1	B4E0419	05/16/14 06:10	05/16/14 06:10	EPA 8260B
Methyl ethyl ketone (MEK)		<	10	ug/L	1	B4E0419	05/16/14 06:10	05/16/14 06:10	EPA 8260B

FINAL REPORT

Report ID: 05212014 90304

Authorized by:

Paul Moyer, Environmental Laboratory Manager
Public Health Laboratory, Minnesota Department of Health

The results in this report apply only to the samples analyzed.
This report must not be reproduced, except in full, without the written approval of the laboratory.

Minnesota Department of Health
Public Health Laboratory
Environmental Laboratory Section
601 Robert St. N., P.O. Box 64899
St. Paul, MN 55164-0899
651-201-5300

Final Report
Analytical Results

Program Code: PL
Program Name: Metro MERLA-SF
Collected By: Ben Klaus
Collector ID: None

Project ID: St. Louis Park Solvent Plume
Facility Name/ID: None
City: None
Generated: 05/21/14 9:03

MDH Sample Number: 14E1662-10

Location ID: None
Field Name: None
Sampling Point: W-132
QA Type: None

Collect Date: 05/14/14
Collect Time: 12:05
Matrix: Non-potable Water

Field Residual Chlorine Result: None
Field Fluoride Result: None
Field pH Result: None
Field PO_4 Result: None

Receiving Comments: Non-MDH vials received. CAH

Results were produced by the Minnesota Department of Health, except where noted.

VOCs by GCMS - Continued

Analyte	Analyte Qualifier(s)	Result	Reporting Limit	Units	Dilution	Batch	Prepared	Analyzed	Method
Methyl isobutyl ketone (MIBK)		<	5.0	ug/L	1	B4E0419	05/16/14 06:10	05/16/14 06:10	EPA 8260B
Methyl tertiary butyl ether (MTBE)		<	2.0	ug/L	1	B4E0419	05/16/14 06:10	05/16/14 06:10	EPA 8260B
Methylene chloride		<	2.0	ug/L	1	B4E0419	05/16/14 06:10	05/16/14 06:10	EPA 8260B
Naphthalene		<	1.0	ug/L	1	B4E0419	05/16/14 06:10	05/16/14 06:10	EPA 8260B
n-Butylbenzene		<	1.0	ug/L	1	B4E0419	05/16/14 06:10	05/16/14 06:10	EPA 8260B
n-Propylbenzene		<	1.0	ug/L	1	B4E0419	05/16/14 06:10	05/16/14 06:10	EPA 8260B
o-Xylene		<	1.0	ug/L	1	B4E0419	05/16/14 06:10	05/16/14 06:10	EPA 8260B
p&m-Xylene		<	1.0	ug/L	1	B4E0419	05/16/14 06:10	05/16/14 06:10	EPA 8260B
p-Isopropyltoluene		<	1.0	ug/L	1	B4E0419	05/16/14 06:10	05/16/14 06:10	EPA 8260B
sec-Butylbenzene		<	1.0	ug/L	1	B4E0419	05/16/14 06:10	05/16/14 06:10	EPA 8260B
Styrene		<	1.0	ug/L	1	B4E0419	05/16/14 06:10	05/16/14 06:10	EPA 8260B
tert-Butylbenzene		<	1.0	ug/L	1	B4E0419	05/16/14 06:10	05/16/14 06:10	EPA 8260B
Tetrachloroethene		<	1.0	ug/L	1	B4E0419	05/16/14 06:10	05/16/14 06:10	EPA 8260B
Tetrahydrofuran (THF)		<	10	ug/L	1	B4E0419	05/16/14 06:10	05/16/14 06:10	EPA 8260B
Toluene		<	1.0	ug/L	1	B4E0419	05/16/14 06:10	05/16/14 06:10	EPA 8260B
trans-1,2-Dichloroethene		<	1.0	ug/L	1	B4E0419	05/16/14 06:10	05/16/14 06:10	EPA 8260B
trans-1,3-Dichloropropene		<	1.0	ug/L	1	B4E0419	05/16/14 06:10	05/16/14 06:10	EPA 8260B
Trichloroethene (TCE)		<	1.0	ug/L	1	B4E0419	05/16/14 06:10	05/16/14 06:10	EPA 8260B
Trichlorofluoromethane		<	1.0	ug/L	1	B4E0419	05/16/14 06:10	05/16/14 06:10	EPA 8260B
Vinyl chloride		<	1.0	ug/L	1	B4E0419	05/16/14 06:10	05/16/14 06:10	EPA 8260B

Authorized by:

Paul Moyer, Environmental Laboratory Manager
Public Health Laboratory, Minnesota Department of Health

The results in this report apply only to the samples analyzed.
This report must not be reproduced, except in full, without the written approval of the laboratory.

Minnesota Department of Health
Public Health Laboratory
Environmental Laboratory Section
601 Robert St. N., P.O. Box 64899
St. Paul, MN 55164-0899
651-201-5300

Final Report
Analytical Results

Program Code: PL
Program Name: Metro MERLA-SF
Collected By: Ben Klaus
Collector ID: None

Project ID: St. Louis Park Solvent Plume
Facility Name/ID: None
City: None
Generated: 05/21/14 9:03

MDH Sample Number: 14E1662-11

Location ID: None
Field Name: None
Sampling Point: W-130
QA Type: None

Collect Date: 05/14/14
Collect Time: 13:05
Matrix: Non-potable Water

Field Residual Chlorine Result: None
Field Fluoride Result: None
Field pH Result: None
Field PO_4 Result: None

Receiving Comments: Non-MDH vials received. CAH

Results were produced by the Minnesota Department of Health, except where noted.

VOCs by GCMS

Analyte	Analyte Qualifier(s)	Result	Reporting Limit	Units	Dilution	Batch	Prepared	Analyzed	Method
Surrogate: 1,2-Dichlorobenzene-d4		*103*	*70-130*	%	*1*	*B4E0419*	*05/16/14 06:36*	*05/16/14 06:36*	*EPA 8260B*
Surrogate: 1,2-Dichloroethane-d4		*101*	*70-130*	%	*1*	*B4E0419*	*05/16/14 06:36*	*05/16/14 06:36*	*EPA 8260B*
Surrogate: 4-Bromofluorobenzene		*102*	*70-130*	%	*1*	*B4E0419*	*05/16/14 06:36*	*05/16/14 06:36*	*EPA 8260B*
Surrogate: Dibromofluoromethane		*105*	*70-130*	%	*1*	*B4E0419*	*05/16/14 06:36*	*05/16/14 06:36*	*EPA 8260B*
Surrogate: Toluene-d8		*98*	*70-130*	%	*1*	*B4E0419*	*05/16/14 06:36*	*05/16/14 06:36*	*EPA 8260B*
1,1,1,2-Tetrachloroethane		<	1.0	ug/L	1	B4E0419	05/16/14 06:36	05/16/14 06:36	EPA 8260B
1,1,1-Trichloroethane		<	1.0	ug/L	1	B4E0419	05/16/14 06:36	05/16/14 06:36	EPA 8260B
1,1,2,2-Tetrachloroethane		<	1.0	ug/L	1	B4E0419	05/16/14 06:36	05/16/14 06:36	EPA 8260B
1,1,2-Trichloroethane		<	1.0	ug/L	1	B4E0419	05/16/14 06:36	05/16/14 06:36	EPA 8260B
1,1,2-Trichlorotrifluoroethane		<	1.0	ug/L	1	B4E0419	05/16/14 06:36	05/16/14 06:36	EPA 8260B
1,1-Dichloroethane		<	1.0	ug/L	1	B4E0419	05/16/14 06:36	05/16/14 06:36	EPA 8260B
1,1-Dichloroethene		<	1.0	ug/L	1	B4E0419	05/16/14 06:36	05/16/14 06:36	EPA 8260B
1,1-Dichloropropene		<	1.0	ug/L	1	B4E0419	05/16/14 06:36	05/16/14 06:36	EPA 8260B
1,2,3-Trichlorobenzene		<	1.0	ug/L	1	B4E0419	05/16/14 06:36	05/16/14 06:36	EPA 8260B
1,2,3-Trichloropropane		<	1.0	ug/L	1	B4E0419	05/16/14 06:36	05/16/14 06:36	EPA 8260B
1,2,4-Trichlorobenzene		<	1.0	ug/L	1	B4E0419	05/16/14 06:36	05/16/14 06:36	EPA 8260B
1,2,4-Trimethylbenzene		<	1.0	ug/L	1	B4E0419	05/16/14 06:36	05/16/14 06:36	EPA 8260B
1,2-Dibromo-3-chloropropane (DBCP)		<	5.0	ug/L	1	B4E0419	05/16/14 06:36	05/16/14 06:36	EPA 8260B
1,2-Dibromoethane (EDB)		<	1.0	ug/L	1	B4E0419	05/16/14 06:36	05/16/14 06:36	EPA 8260B
1,2-Dichlorobenzene		<	1.0	ug/L	1	B4E0419	05/16/14 06:36	05/16/14 06:36	EPA 8260B
1,2-Dichloroethane		<	1.0	ug/L	1	B4E0419	05/16/14 06:36	05/16/14 06:36	EPA 8260B
1,2-Dichloropropane		<	1.0	ug/L	1	B4E0419	05/16/14 06:36	05/16/14 06:36	EPA 8260B
1,3,5-Trimethylbenzene		<	1.0	ug/L	1	B4E0419	05/16/14 06:36	05/16/14 06:36	EPA 8260B
1,3-Dichlorobenzene		<	1.0	ug/L	1	B4E0419	05/16/14 06:36	05/16/14 06:36	EPA 8260B
1,3-Dichloropropane		<	1.0	ug/L	1	B4E0419	05/16/14 06:36	05/16/14 06:36	EPA 8260B
1,4-Dichlorobenzene		<	1.0	ug/L	1	B4E0419	05/16/14 06:36	05/16/14 06:36	EPA 8260B

FINAL REPORT

Report ID: 05212014 90304

Authorized by:

The results in this report apply only to the samples analyzed.
This report must not be reproduced, except in full, without the written approval of the laboratory.

Paul Moyer, Environmental Laboratory Manager
Public Health Laboratory, Minnesota Department of Health

Minnesota Department of Health
Public Health Laboratory
Environmental Laboratory Section
601 Robert St. N., P.O. Box 64899
St. Paul, MN 55164-0899
651-201-5300

Final Report
Analytical Results

Program Code: PL
Program Name: Metro MERLA-SF
Collected By: Ben Klaus
Collector ID: None

Project ID: St. Louis Park Solvent Plume
Facility Name/ID: None
City: None
Generated: 05/21/14 9:03

MDH Sample Number: 14E1662-11

Location ID: None
Field Name: None
Sampling Point: W-130
QA Type: None

Collect Date: 05/14/14
Collect Time: 13:05
Matrix: Non-potable Water

Field Residual Chlorine Result: None
Field Fluoride Result: None
Field pH Result: None
Field PO_4 Result: None

Receiving Comments: Non-MDH vials received. CAH

Results were produced by the Minnesota Department of Health, except where noted.

VOCs by GCMS - Continued

Analyte	Analyte Qualifier(s)	Result	Reporting Limit	Units	Dilution	Batch	Prepared	Analyzed	Method
2,2-Dichloropropane	L3	<	1.0	ug/L	1	B4E0419	05/16/14 06:36	05/16/14 06:36	EPA 8260B
2-Chlorotoluene		<	1.0	ug/L	1	B4E0419	05/16/14 06:36	05/16/14 06:36	EPA 8260B
4-Chlorotoluene		<	1.0	ug/L	1	B4E0419	05/16/14 06:36	05/16/14 06:36	EPA 8260B
Acetone		<	20	ug/L	1	B4E0419	05/16/14 06:36	05/16/14 06:36	EPA 8260B
Allyl chloride		<	1.0	ug/L	1	B4E0419	05/16/14 06:36	05/16/14 06:36	EPA 8260B
Benzene		<	1.0	ug/L	1	B4E0419	05/16/14 06:36	05/16/14 06:36	EPA 8260B
Bromobenzene		<	1.0	ug/L	1	B4E0419	05/16/14 06:36	05/16/14 06:36	EPA 8260B
Bromochloromethane		<	1.0	ug/L	1	B4E0419	05/16/14 06:36	05/16/14 06:36	EPA 8260B
Bromodichloromethane		<	1.0	ug/L	1	B4E0419	05/16/14 06:36	05/16/14 06:36	EPA 8260B
Bromoform		<	1.0	ug/L	1	B4E0419	05/16/14 06:36	05/16/14 06:36	EPA 8260B
Bromomethane	L3	<	2.0	ug/L	1	B4E0419	05/16/14 06:36	05/16/14 06:36	EPA 8260B
Carbon tetrachloride		<	1.0	ug/L	1	B4E0419	05/16/14 06:36	05/16/14 06:36	EPA 8260B
Chlorobenzene		<	1.0	ug/L	1	B4E0419	05/16/14 06:36	05/16/14 06:36	EPA 8260B
Chlorodibromomethane		<	1.0	ug/L	1	B4E0419	05/16/14 06:36	05/16/14 06:36	EPA 8260B
Chloroethane		<	1.0	ug/L	1	B4E0419	05/16/14 06:36	05/16/14 06:36	EPA 8260B
Chloroform		<	1.0	ug/L	1	B4E0419	05/16/14 06:36	05/16/14 06:36	EPA 8260B
Chloromethane		<	1.0	ug/L	1	B4E0419	05/16/14 06:36	05/16/14 06:36	EPA 8260B
cis-1,2-Dichloroethene		**6.4**	1.0	ug/L	1	B4E0419	05/16/14 06:36	05/16/14 06:36	EPA 8260B
cis-1,3-Dichloropropene		<	1.0	ug/L	1	B4E0419	05/16/14 06:36	05/16/14 06:36	EPA 8260B
Dibromomethane		<	1.0	ug/L	1	B4E0419	05/16/14 06:36	05/16/14 06:36	EPA 8260B
Dichlorodifluoromethane	L3	<	1.0	ug/L	1	B4E0419	05/16/14 06:36	05/16/14 06:36	EPA 8260B
Dichlorofluoromethane		<	1.0	ug/L	1	B4E0419	05/16/14 06:36	05/16/14 06:36	EPA 8260B
Ethyl ether		<	1.0	ug/L	1	B4E0419	05/16/14 06:36	05/16/14 06:36	EPA 8260B
Ethylbenzene		<	1.0	ug/L	1	B4E0419	05/16/14 06:36	05/16/14 06:36	EPA 8260B
Hexachlorobutadiene		<	1.0	ug/L	1	B4E0419	05/16/14 06:36	05/16/14 06:36	EPA 8260B
Isopropylbenzene		<	1.0	ug/L	1	B4E0419	05/16/14 06:36	05/16/14 06:36	EPA 8260B
Methyl ethyl ketone (MEK)		<	10	ug/L	1	B4E0419	05/16/14 06:36	05/16/14 06:36	EPA 8260B

FINAL REPORT

Report ID: 05212014 90304

Authorized by:

Paul Moyer, Environmental Laboratory Manager
Public Health Laboratory, Minnesota Department of Health

The results in this report apply only to the samples analyzed.
This report must not be reproduced, except in full, without the written approval of the laboratory.

Minnesota Department of Health
Public Health Laboratory
Environmental Laboratory Section
601 Robert St. N., P.O. Box 64899
St. Paul, MN 55164-0899
651-201-5300

Final Report
Analytical Results

Program Code: PL
Program Name: Metro MERLA-SF
Collected By: Ben Klaus
Collector ID: None

Project ID: St. Louis Park Solvent Plume
Facility Name/ID: None
City: None
Generated: 05/21/14 9:03

MDH Sample Number: 14E1662-11

Location ID: None
Field Name: None
Sampling Point: W-130
QA Type: None

Collect Date: 05/14/14
Collect Time: 13:05
Matrix: Non-potable Water

Field Residual Chlorine Result: None
Field Fluoride Result: None
Field pH Result: None
Field PO_4 Result: None

Receiving Comments: Non-MDH vials received. CAH

Results were produced by the Minnesota Department of Health, except where noted.

VOCs by GCMS - Continued

Analyte	Analyte Qualifier(s)	Result	Reporting Limit	Units	Dilution	Batch	Prepared	Analyzed	Method
Methyl isobutyl ketone (MIBK)		<	5.0	ug/L	1	B4E0419	05/16/14 06:36	05/16/14 06:36	EPA 8260B
Methyl tertiary butyl ether (MTBE)		<	2.0	ug/L	1	B4E0419	05/16/14 06:36	05/16/14 06:36	EPA 8260B
Methylene chloride		<	2.0	ug/L	1	B4E0419	05/16/14 06:36	05/16/14 06:36	EPA 8260B
Naphthalene		<	1.0	ug/L	1	B4E0419	05/16/14 06:36	05/16/14 06:36	EPA 8260B
n-Butylbenzene		<	1.0	ug/L	1	B4E0419	05/16/14 06:36	05/16/14 06:36	EPA 8260B
n-Propylbenzene		<	1.0	ug/L	1	B4E0419	05/16/14 06:36	05/16/14 06:36	EPA 8260B
o-Xylene		<	1.0	ug/L	1	B4E0419	05/16/14 06:36	05/16/14 06:36	EPA 8260B
p&m-Xylene		<	1.0	ug/L	1	B4E0419	05/16/14 06:36	05/16/14 06:36	EPA 8260B
p-Isopropyltoluene		<	1.0	ug/L	1	B4E0419	05/16/14 06:36	05/16/14 06:36	EPA 8260B
sec-Butylbenzene		<	1.0	ug/L	1	B4E0419	05/16/14 06:36	05/16/14 06:36	EPA 8260B
Styrene		<	1.0	ug/L	1	B4E0419	05/16/14 06:36	05/16/14 06:36	EPA 8260B
tert-Butylbenzene		<	1.0	ug/L	1	B4E0419	05/16/14 06:36	05/16/14 06:36	EPA 8260B
Tetrachloroethene		<	1.0	ug/L	1	B4E0419	05/16/14 06:36	05/16/14 06:36	EPA 8260B
Tetrahydrofuran (THF)		<	10	ug/L	1	B4E0419	05/16/14 06:36	05/16/14 06:36	EPA 8260B
Toluene		<	1.0	ug/L	1	B4E0419	05/16/14 06:36	05/16/14 06:36	EPA 8260B
trans-1,2-Dichloroethene		<	1.0	ug/L	1	B4E0419	05/16/14 06:36	05/16/14 06:36	EPA 8260B
trans-1,3-Dichloropropene		<	1.0	ug/L	1	B4E0419	05/16/14 06:36	05/16/14 06:36	EPA 8260B
Trichloroethene (TCE)		<	1.0	ug/L	1	B4E0419	05/16/14 06:36	05/16/14 06:36	EPA 8260B
Trichlorofluoromethane		<	1.0	ug/L	1	B4E0419	05/16/14 06:36	05/16/14 06:36	EPA 8260B
Vinyl chloride		<	1.0	ug/L	1	B4E0419	05/16/14 06:36	05/16/14 06:36	EPA 8260B

Authorized by:

Paul Moyer, Environmental Laboratory Manager
Public Health Laboratory, Minnesota Department of Health

The results in this report apply only to the samples analyzed.
This report must not be reproduced, except in full, without the written approval of the laboratory.

Minnesota Department of Health
Public Health Laboratory
Environmental Laboratory Section
601 Robert St. N., P.O. Box 64899
St. Paul, MN 55164-0899
651-201-5300

Final Report
Analytical Results

Program Code: PL
Program Name: Metro MERLA-SF
Collected By: Ben Klaus
Collector ID: None

Project ID: St. Louis Park Solvent Plume
Facility Name/ID: None
City: None
Generated: 05/21/14 9:03

MDH Sample Number: 14E1662-12

Location ID: None
Field Name: None
Sampling Point: W-21
QA Type: None

Collect Date: 05/14/14
Collect Time: 13:55
Matrix: Non-potable Water

Field Residual Chlorine Result: None
Field Fluoride Result: None
Field pH Result: None
Field PO_4 Result: None

Receiving Comments: Non-MDH vials received. CAH

Results were produced by the Minnesota Department of Health, except where noted.

VOCs by GCMS

Analyte	Analyte Qualifier(s)	Result	Reporting Limit	Units	Dilution	Batch	Prepared	Analyzed	Method
Surrogate: 1,2-Dichlorobenzene-d4		*102*	*70-130*	%	*1*	*B4E0419*	*05/16/14 07:03*	*05/16/14 07:03*	*EPA 8260B*
Surrogate: 1,2-Dichloroethane-d4		*102*	*70-130*	%	*1*	*B4E0419*	*05/16/14 07:03*	*05/16/14 07:03*	*EPA 8260B*
Surrogate: 4-Bromofluorobenzene		*103*	*70-130*	%	*1*	*B4E0419*	*05/16/14 07:03*	*05/16/14 07:03*	*EPA 8260B*
Surrogate: Dibromofluoromethane		*104*	*70-130*	%	*1*	*B4E0419*	*05/16/14 07:03*	*05/16/14 07:03*	*EPA 8260B*
Surrogate: Toluene-d8		*98*	*70-130*	%	*1*	*B4E0419*	*05/16/14 07:03*	*05/16/14 07:03*	*EPA 8260B*
1,1,1,2-Tetrachloroethane		<	1.0	ug/L	1	B4E0419	05/16/14 07:03	05/16/14 07:03	EPA 8260B
1,1,1-Trichloroethane		<	1.0	ug/L	1	B4E0419	05/16/14 07:03	05/16/14 07:03	EPA 8260B
1,1,2,2-Tetrachloroethane		<	1.0	ug/L	1	B4E0419	05/16/14 07:03	05/16/14 07:03	EPA 8260B
1,1,2-Trichloroethane		<	1.0	ug/L	1	B4E0419	05/16/14 07:03	05/16/14 07:03	EPA 8260B
1,1,2-Trichlorotrifluoroethane		<	1.0	ug/L	1	B4E0419	05/16/14 07:03	05/16/14 07:03	EPA 8260B
1,1-Dichloroethane		<	1.0	ug/L	1	B4E0419	05/16/14 07:03	05/16/14 07:03	EPA 8260B
1,1-Dichloroethene		<	1.0	ug/L	1	B4E0419	05/16/14 07:03	05/16/14 07:03	EPA 8260B
1,1-Dichloropropene		<	1.0	ug/L	1	B4E0419	05/16/14 07:03	05/16/14 07:03	EPA 8260B
1,2,3-Trichlorobenzene		<	1.0	ug/L	1	B4E0419	05/16/14 07:03	05/16/14 07:03	EPA 8260B
1,2,3-Trichloropropane		<	1.0	ug/L	1	B4E0419	05/16/14 07:03	05/16/14 07:03	EPA 8260B
1,2,4-Trichlorobenzene		<	1.0	ug/L	1	B4E0419	05/16/14 07:03	05/16/14 07:03	EPA 8260B
1,2,4-Trimethylbenzene		<	1.0	ug/L	1	B4E0419	05/16/14 07:03	05/16/14 07:03	EPA 8260B
1,2-Dibromo-3-chloropropane (DBCP)		<	5.0	ug/L	1	B4E0419	05/16/14 07:03	05/16/14 07:03	EPA 8260B
1,2-Dibromoethane (EDB)		<	1.0	ug/L	1	B4E0419	05/16/14 07:03	05/16/14 07:03	EPA 8260B
1,2-Dichlorobenzene		<	1.0	ug/L	1	B4E0419	05/16/14 07:03	05/16/14 07:03	EPA 8260B
1,2-Dichloroethane		<	1.0	ug/L	1	B4E0419	05/16/14 07:03	05/16/14 07:03	EPA 8260B
1,2-Dichloropropane		<	1.0	ug/L	1	B4E0419	05/16/14 07:03	05/16/14 07:03	EPA 8260B
1,3,5-Trimethylbenzene		<	1.0	ug/L	1	B4E0419	05/16/14 07:03	05/16/14 07:03	EPA 8260B
1,3-Dichlorobenzene		<	1.0	ug/L	1	B4E0419	05/16/14 07:03	05/16/14 07:03	EPA 8260B
1,3-Dichloropropane		<	1.0	ug/L	1	B4E0419	05/16/14 07:03	05/16/14 07:03	EPA 8260B
1,4-Dichlorobenzene		<	1.0	ug/L	1	B4E0419	05/16/14 07:03	05/16/14 07:03	EPA 8260B

FINAL REPORT

Report ID: 05212014 90304

Authorized by:

The results in this report apply only to the samples analyzed.
This report must not be reproduced, except in full, without the written approval of the laboratory.

Paul Moyer, Environmental Laboratory Manager
Public Health Laboratory, Minnesota Department of Health

Minnesota Department of Health
Public Health Laboratory
Environmental Laboratory Section
601 Robert St. N., P.O. Box 64899
St. Paul, MN 55164-0899
651-201-5300

Final Report
Analytical Results

Program Code: PL
Program Name: Metro MERLA-SF
Collected By: Ben Klaus
Collector ID: None

Project ID: St. Louis Park Solvent Plume
Facility Name/ID: None
City: None
Generated: 05/21/14 9:03

MDH Sample Number: 14E1662-12

Location ID: None
Field Name: None
Sampling Point: W-21
QA Type: None

Collect Date: 05/14/14
Collect Time: 13:55
Matrix: Non-potable Water

Field Residual Chlorine Result: None
Field Fluoride Result: None
Field pH Result: None
Field PO_4 Result: None

Receiving Comments: Non-MDH vials received. CAH

Results were produced by the Minnesota Department of Health, except where noted.

VOCs by GCMS - Continued

Analyte	Analyte Qualifier(s)	Result	Reporting Limit	Units	Dilution	Batch	Prepared	Analyzed	Method
2,2-Dichloropropane	L3	<	1.0	ug/L	1	B4E0419	05/16/14 07:03	05/16/14 07:03	EPA 8260B
2-Chlorotoluene		<	1.0	ug/L	1	B4E0419	05/16/14 07:03	05/16/14 07:03	EPA 8260B
4-Chlorotoluene		<	1.0	ug/L	1	B4E0419	05/16/14 07:03	05/16/14 07:03	EPA 8260B
Acetone		<	20	ug/L	1	B4E0419	05/16/14 07:03	05/16/14 07:03	EPA 8260B
Allyl chloride		<	1.0	ug/L	1	B4E0419	05/16/14 07:03	05/16/14 07:03	EPA 8260B
Benzene		<	1.0	ug/L	1	B4E0419	05/16/14 07:03	05/16/14 07:03	EPA 8260B
Bromobenzene		<	1.0	ug/L	1	B4E0419	05/16/14 07:03	05/16/14 07:03	EPA 8260B
Bromochloromethane		<	1.0	ug/L	1	B4E0419	05/16/14 07:03	05/16/14 07:03	EPA 8260B
Bromodichloromethane		<	1.0	ug/L	1	B4E0419	05/16/14 07:03	05/16/14 07:03	EPA 8260B
Bromoform		<	1.0	ug/L	1	B4E0419	05/16/14 07:03	05/16/14 07:03	EPA 8260B
Bromomethane	L3	<	2.0	ug/L	1	B4E0419	05/16/14 07:03	05/16/14 07:03	EPA 8260B
Carbon tetrachloride		<	1.0	ug/L	1	B4E0419	05/16/14 07:03	05/16/14 07:03	EPA 8260B
Chlorobenzene		<	1.0	ug/L	1	B4E0419	05/16/14 07:03	05/16/14 07:03	EPA 8260B
Chlorodibromomethane		<	1.0	ug/L	1	B4E0419	05/16/14 07:03	05/16/14 07:03	EPA 8260B
Chloroethane		<	1.0	ug/L	1	B4E0419	05/16/14 07:03	05/16/14 07:03	EPA 8260B
Chloroform		<	1.0	ug/L	1	B4E0419	05/16/14 07:03	05/16/14 07:03	EPA 8260B
Chloromethane		<	1.0	ug/L	1	B4E0419	05/16/14 07:03	05/16/14 07:03	EPA 8260B
cis-1,2-Dichloroethene		<	1.0	ug/L	1	B4E0419	05/16/14 07:03	05/16/14 07:03	EPA 8260B
cis-1,3-Dichloropropene		<	1.0	ug/L	1	B4E0419	05/16/14 07:03	05/16/14 07:03	EPA 8260B
Dibromomethane		<	1.0	ug/L	1	B4E0419	05/16/14 07:03	05/16/14 07:03	EPA 8260B
Dichlorodifluoromethane	L3	<	1.0	ug/L	1	B4E0419	05/16/14 07:03	05/16/14 07:03	EPA 8260B
Dichlorofluoromethane		<	1.0	ug/L	1	B4E0419	05/16/14 07:03	05/16/14 07:03	EPA 8260B
Ethyl ether		<	1.0	ug/L	1	B4E0419	05/16/14 07:03	05/16/14 07:03	EPA 8260B
Ethylbenzene		<	1.0	ug/L	1	B4E0419	05/16/14 07:03	05/16/14 07:03	EPA 8260B
Hexachlorobutadiene		<	1.0	ug/L	1	B4E0419	05/16/14 07:03	05/16/14 07:03	EPA 8260B
Isopropylbenzene		<	1.0	ug/L	1	B4E0419	05/16/14 07:03	05/16/14 07:03	EPA 8260B
Methyl ethyl ketone (MEK)		<	10	ug/L	1	B4E0419	05/16/14 07:03	05/16/14 07:03	EPA 8260B

FINAL REPORT

Report ID: 05212014 90304

Authorized by:

Paul Moyer, Environmental Laboratory Manager
Public Health Laboratory, Minnesota Department of Health

The results in this report apply only to the samples analyzed.
This report must not be reproduced, except in full, without the written approval of the laboratory.

Minnesota Department of Health
Public Health Laboratory
Environmental Laboratory Section
601 Robert St. N., P.O. Box 64899
St. Paul, MN 55164-0899
651-201-5300

Final Report
Analytical Results

Program Code: PL
Program Name: Metro MERLA-SF
Collected By: Ben Klaus
Collector ID: None

Project ID: St. Louis Park Solvent Plume
Facility Name/ID: None
City: None
Generated: 05/21/14 9:03

MDH Sample Number: 14E1662-12

Location ID: None
Field Name: None
Sampling Point: W-21
QA Type: None

Collect Date: 05/14/14
Collect Time: 13:55
Matrix: Non-potable Water

Field Residual Chlorine Result: None
Field Fluoride Result: None
Field pH Result: None
Field PO_4 Result: None

Receiving Comments: Non-MDH vials received. CAH

Results were produced by the Minnesota Department of Health, except where noted.

VOCs by GCMS - Continued

Analyte	Analyte Qualifier(s)	Result	Reporting Limit	Units	Dilution	Batch	Prepared	Analyzed	Method
Methyl isobutyl ketone (MIBK)		<	5.0	ug/L	1	B4E0419	05/16/14 07:03	05/16/14 07:03	EPA 8260B
Methyl tertiary butyl ether (MTBE)		<	2.0	ug/L	1	B4E0419	05/16/14 07:03	05/16/14 07:03	EPA 8260B
Methylene chloride		<	2.0	ug/L	1	B4E0419	05/16/14 07:03	05/16/14 07:03	EPA 8260B
Naphthalene		<	1.0	ug/L	1	B4E0419	05/16/14 07:03	05/16/14 07:03	EPA 8260B
n-Butylbenzene		<	1.0	ug/L	1	B4E0419	05/16/14 07:03	05/16/14 07:03	EPA 8260B
n-Propylbenzene		<	1.0	ug/L	1	B4E0419	05/16/14 07:03	05/16/14 07:03	EPA 8260B
o-Xylene		<	1.0	ug/L	1	B4E0419	05/16/14 07:03	05/16/14 07:03	EPA 8260B
p&m-Xylene		<	1.0	ug/L	1	B4E0419	05/16/14 07:03	05/16/14 07:03	EPA 8260B
p-Isopropyltoluene		<	1.0	ug/L	1	B4E0419	05/16/14 07:03	05/16/14 07:03	EPA 8260B
sec-Butylbenzene		<	1.0	ug/L	1	B4E0419	05/16/14 07:03	05/16/14 07:03	EPA 8260B
Styrene		<	1.0	ug/L	1	B4E0419	05/16/14 07:03	05/16/14 07:03	EPA 8260B
tert-Butylbenzene		<	1.0	ug/L	1	B4E0419	05/16/14 07:03	05/16/14 07:03	EPA 8260B
Tetrachloroethene		<	1.0	ug/L	1	B4E0419	05/16/14 07:03	05/16/14 07:03	EPA 8260B
Tetrahydrofuran (THF)		<	10	ug/L	1	B4E0419	05/16/14 07:03	05/16/14 07:03	EPA 8260B
Toluene		<	1.0	ug/L	1	B4E0419	05/16/14 07:03	05/16/14 07:03	EPA 8260B
trans-1,2-Dichloroethene		<	1.0	ug/L	1	B4E0419	05/16/14 07:03	05/16/14 07:03	EPA 8260B
trans-1,3-Dichloropropene		<	1.0	ug/L	1	B4E0419	05/16/14 07:03	05/16/14 07:03	EPA 8260B
Trichloroethene (TCE)		<	1.0	ug/L	1	B4E0419	05/16/14 07:03	05/16/14 07:03	EPA 8260B
Trichlorofluoromethane		<	1.0	ug/L	1	B4E0419	05/16/14 07:03	05/16/14 07:03	EPA 8260B
Vinyl chloride		<	1.0	ug/L	1	B4E0419	05/16/14 07:03	05/16/14 07:03	EPA 8260B

Authorized by:

Paul Moyer, Environmental Laboratory Manager
Public Health Laboratory, Minnesota Department of Health

The results in this report apply only to the samples analyzed.
This report must not be reproduced, except in full, without the written approval of the laboratory.

Minnesota Department of Health
Public Health Laboratory
Environmental Laboratory Section
601 Robert St. N., P.O. Box 64899
St. Paul, MN 55164-0899
651-201-5300

Final Report
Analytical Results

Program Code: PL
Program Name: Metro MERLA-SF
Collected By: Ben Klaus
Collector ID: None

Project ID: St. Louis Park Solvent Plume
Facility Name/ID: None
City: None
Generated: 05/21/14 9:03

MDH Sample Number: 14E1662-13

Location ID: None
Field Name: None
Sampling Point: Trip Blank
QA Type: None

Collect Date: 05/01/14
Collect Time: 8:30
Matrix: Non-potable Water

Field Residual Chlorine Result: None
Field Fluoride Result: None
Field pH Result: None
Field PO_4 Result: None

Receiving Comments: Non-MDH vials received. CAH

Results were produced by the Minnesota Department of Health, except where noted.

VOCs by GCMS

Analyte	Analyte Qualifier(s)	Result	Reporting Limit	Units	Dilution	Batch	Prepared	Analyzed	Method
Surrogate: 1,2-Dichlorobenzene-d4		*100*	*70-130*	%	*1*	*B4E0418*	*05/15/14 22:41*	*05/15/14 22:41*	*EPA 8260B*
Surrogate: 1,2-Dichloroethane-d4		*97*	*70-130*	%	*1*	*B4E0418*	*05/15/14 22:41*	*05/15/14 22:41*	*EPA 8260B*
Surrogate: 4-Bromofluorobenzene		*101*	*70-130*	%	*1*	*B4E0418*	*05/15/14 22:41*	*05/15/14 22:41*	*EPA 8260B*
Surrogate: Dibromofluoromethane		*103*	*70-130*	%	*1*	*B4E0418*	*05/15/14 22:41*	*05/15/14 22:41*	*EPA 8260B*
Surrogate: Toluene-d8		*98*	*70-130*	%	*1*	*B4E0418*	*05/15/14 22:41*	*05/15/14 22:41*	*EPA 8260B*
1,1,1,2-Tetrachloroethane		<	1.0	ug/L	1	B4E0418	05/15/14 22:41	05/15/14 22:41	EPA 8260B
1,1,1-Trichloroethane		<	1.0	ug/L	1	B4E0418	05/15/14 22:41	05/15/14 22:41	EPA 8260B
1,1,2,2-Tetrachloroethane		<	1.0	ug/L	1	B4E0418	05/15/14 22:41	05/15/14 22:41	EPA 8260B
1,1,2-Trichloroethane		<	1.0	ug/L	1	B4E0418	05/15/14 22:41	05/15/14 22:41	EPA 8260B
1,1,2-Trichlorotrifluoroethane		<	1.0	ug/L	1	B4E0418	05/15/14 22:41	05/15/14 22:41	EPA 8260B
1,1-Dichloroethane		<	1.0	ug/L	1	B4E0418	05/15/14 22:41	05/15/14 22:41	EPA 8260B
1,1-Dichloroethene		<	1.0	ug/L	1	B4E0418	05/15/14 22:41	05/15/14 22:41	EPA 8260B
1,1-Dichloropropene		<	1.0	ug/L	1	B4E0418	05/15/14 22:41	05/15/14 22:41	EPA 8260B
1,2,3-Trichlorobenzene		<	1.0	ug/L	1	B4E0418	05/15/14 22:41	05/15/14 22:41	EPA 8260B
1,2,3-Trichloropropane		<	1.0	ug/L	1	B4E0418	05/15/14 22:41	05/15/14 22:41	EPA 8260B
1,2,4-Trichlorobenzene		<	1.0	ug/L	1	B4E0418	05/15/14 22:41	05/15/14 22:41	EPA 8260B
1,2,4-Trimethylbenzene		<	1.0	ug/L	1	B4E0418	05/15/14 22:41	05/15/14 22:41	EPA 8260B
1,2-Dibromo-3-chloropropane (DBCP)		<	5.0	ug/L	1	B4E0418	05/15/14 22:41	05/15/14 22:41	EPA 8260B
1,2-Dibromoethane (EDB)		<	1.0	ug/L	1	B4E0418	05/15/14 22:41	05/15/14 22:41	EPA 8260B
1,2-Dichlorobenzene		<	1.0	ug/L	1	B4E0418	05/15/14 22:41	05/15/14 22:41	EPA 8260B
1,2-Dichloroethane		<	1.0	ug/L	1	B4E0418	05/15/14 22:41	05/15/14 22:41	EPA 8260B
1,2-Dichloropropane		<	1.0	ug/L	1	B4E0418	05/15/14 22:41	05/15/14 22:41	EPA 8260B
1,3,5-Trimethylbenzene		<	1.0	ug/L	1	B4E0418	05/15/14 22:41	05/15/14 22:41	EPA 8260B
1,3-Dichlorobenzene		<	1.0	ug/L	1	B4E0418	05/15/14 22:41	05/15/14 22:41	EPA 8260B
1,3-Dichloropropane		<	1.0	ug/L	1	B4E0418	05/15/14 22:41	05/15/14 22:41	EPA 8260B
1,4-Dichlorobenzene		<	1.0	ug/L	1	B4E0418	05/15/14 22:41	05/15/14 22:41	EPA 8260B

FINAL REPORT

Report ID: 05212014 90304

Authorized by:

Paul Moyer, Environmental Laboratory Manager
Public Health Laboratory, Minnesota Department of Health

The results in this report apply only to the samples analyzed.
This report must not be reproduced, except in full, without the written approval of the laboratory.

Minnesota Department of Health
Public Health Laboratory
Environmental Laboratory Section
601 Robert St. N., P.O. Box 64899
St. Paul, MN 55164-0899
651-201-5300

Final Report
Analytical Results

Program Code: PL
Program Name: Metro MERLA-SF
Collected By: Ben Klaus
Collector ID: None

Project ID: St. Louis Park Solvent Plume
Facility Name/ID: None
City: None
Generated: 05/21/14 9:03

MDH Sample Number: 14E1662-13

Location ID: None
Field Name: None
Sampling Point: Trip Blank
QA Type: None

Collect Date: 05/01/14
Collect Time: 8:30
Matrix: Non-potable Water

Field Residual Chlorine Result: None
Field Fluoride Result: None
Field pH Result: None
Field PO_4 Result: None

Receiving Comments: Non-MDH vials received. CAH

Results were produced by the Minnesota Department of Health, except where noted.

VOCs by GCMS - Continued

Analyte	Analyte Qualifier(s)	Result	Reporting Limit	Units	Dilution	Batch	Prepared	Analyzed	Method
2,2-Dichloropropane		<	1.0	ug/L	1	B4E0418	05/15/14 22:41	05/15/14 22:41	EPA 8260B
2-Chlorotoluene		<	1.0	ug/L	1	B4E0418	05/15/14 22:41	05/15/14 22:41	EPA 8260B
4-Chlorotoluene		<	1.0	ug/L	1	B4E0418	05/15/14 22:41	05/15/14 22:41	EPA 8260B
Acetone		<	20	ug/L	1	B4E0418	05/15/14 22:41	05/15/14 22:41	EPA 8260B
Allyl chloride		<	1.0	ug/L	1	B4E0418	05/15/14 22:41	05/15/14 22:41	EPA 8260B
Benzene		<	1.0	ug/L	1	B4E0418	05/15/14 22:41	05/15/14 22:41	EPA 8260B
Bromobenzene		<	1.0	ug/L	1	B4E0418	05/15/14 22:41	05/15/14 22:41	EPA 8260B
Bromochloromethane		<	1.0	ug/L	1	B4E0418	05/15/14 22:41	05/15/14 22:41	EPA 8260B
Bromodichloromethane		<	1.0	ug/L	1	B4E0418	05/15/14 22:41	05/15/14 22:41	EPA 8260B
Bromoform		<	1.0	ug/L	1	B4E0418	05/15/14 22:41	05/15/14 22:41	EPA 8260B
Bromomethane	L3, Z-01	<	2.0	ug/L	1	B4E0418	05/15/14 22:41	05/15/14 22:41	EPA 8260B
Carbon tetrachloride		<	1.0	ug/L	1	B4E0418	05/15/14 22:41	05/15/14 22:41	EPA 8260B
Chlorobenzene		<	1.0	ug/L	1	B4E0418	05/15/14 22:41	05/15/14 22:41	EPA 8260B
Chlorodibromomethane		<	1.0	ug/L	1	B4E0418	05/15/14 22:41	05/15/14 22:41	EPA 8260B
Chloroethane		<	1.0	ug/L	1	B4E0418	05/15/14 22:41	05/15/14 22:41	EPA 8260B
Chloroform		<	1.0	ug/L	1	B4E0418	05/15/14 22:41	05/15/14 22:41	EPA 8260B
Chloromethane		<	1.0	ug/L	1	B4E0418	05/15/14 22:41	05/15/14 22:41	EPA 8260B
cis-1,2-Dichloroethene		<	1.0	ug/L	1	B4E0418	05/15/14 22:41	05/15/14 22:41	EPA 8260B
cis-1,3-Dichloropropene		<	1.0	ug/L	1	B4E0418	05/15/14 22:41	05/15/14 22:41	EPA 8260B
Dibromomethane		<	1.0	ug/L	1	B4E0418	05/15/14 22:41	05/15/14 22:41	EPA 8260B
Dichlorodifluoromethane	L3	<	1.0	ug/L	1	B4E0418	05/15/14 22:41	05/15/14 22:41	EPA 8260B
Dichlorofluoromethane		<	1.0	ug/L	1	B4E0418	05/15/14 22:41	05/15/14 22:41	EPA 8260B
Ethyl ether		<	1.0	ug/L	1	B4E0418	05/15/14 22:41	05/15/14 22:41	EPA 8260B
Ethylbenzene		<	1.0	ug/L	1	B4E0418	05/15/14 22:41	05/15/14 22:41	EPA 8260B
Hexachlorobutadiene		<	1.0	ug/L	1	B4E0418	05/15/14 22:41	05/15/14 22:41	EPA 8260B
Isopropylbenzene		<	1.0	ug/L	1	B4E0418	05/15/14 22:41	05/15/14 22:41	EPA 8260B
Methyl ethyl ketone (MEK)		<	10	ug/L	1	B4E0418	05/15/14 22:41	05/15/14 22:41	EPA 8260B

FINAL REPORT

Report ID: 05212014 90304

Authorized by:

Paul Moyer, Environmental Laboratory Manager
Public Health Laboratory, Minnesota Department of Health

The results in this report apply only to the samples analyzed.
This report must not be reproduced, except in full, without the written approval of the laboratory.

Minnesota Department of Health
Public Health Laboratory
Environmental Laboratory Section
601 Robert St. N., P.O. Box 64899
St. Paul, MN 55164-0899
651-201-5300

Final Report
Analytical Results

Program Code: PL
Program Name: Metro MERLA-SF
Collected By: Ben Klaus
Collector ID: None

Project ID: St. Louis Park Solvent Plume
Facility Name/ID: None
City: None
Generated: 05/21/14 9:03

MDH Sample Number: 14E1662-13

Location ID: None
Field Name: None
Sampling Point: Trip Blank
QA Type: None

Collect Date: 05/01/14
Collect Time: 8:30
Matrix: Non-potable Water

Field Residual Chlorine Result: None
Field Fluoride Result: None
Field pH Result: None
Field PO_4 Result: None

Receiving Comments: Non-MDH vials received. CAH

Results were produced by the Minnesota Department of Health, except where noted.

VOCs by GCMS - Continued

Analyte	Analyte Qualifier(s)	Result	Reporting Limit	Units	Dilution	Batch	Prepared	Analyzed	Method
Methyl isobutyl ketone (MIBK)		<	5.0	ug/L	1	B4E0418	05/15/14 22:41	05/15/14 22:41	EPA 8260B
Methyl tertiary butyl ether (MTBE)		<	2.0	ug/L	1	B4E0418	05/15/14 22:41	05/15/14 22:41	EPA 8260B
Methylene chloride		<	2.0	ug/L	1	B4E0418	05/15/14 22:41	05/15/14 22:41	EPA 8260B
Naphthalene		<	1.0	ug/L	1	B4E0418	05/15/14 22:41	05/15/14 22:41	EPA 8260B
n-Butylbenzene		<	1.0	ug/L	1	B4E0418	05/15/14 22:41	05/15/14 22:41	EPA 8260B
n-Propylbenzene		<	1.0	ug/L	1	B4E0418	05/15/14 22:41	05/15/14 22:41	EPA 8260B
o-Xylene		<	1.0	ug/L	1	B4E0418	05/15/14 22:41	05/15/14 22:41	EPA 8260B
p&m-Xylene		<	1.0	ug/L	1	B4E0418	05/15/14 22:41	05/15/14 22:41	EPA 8260B
p-Isopropyltoluene		<	1.0	ug/L	1	B4E0418	05/15/14 22:41	05/15/14 22:41	EPA 8260B
sec-Butylbenzene		<	1.0	ug/L	1	B4E0418	05/15/14 22:41	05/15/14 22:41	EPA 8260B
Styrene		<	1.0	ug/L	1	B4E0418	05/15/14 22:41	05/15/14 22:41	EPA 8260B
tert-Butylbenzene		<	1.0	ug/L	1	B4E0418	05/15/14 22:41	05/15/14 22:41	EPA 8260B
Tetrachloroethene		<	1.0	ug/L	1	B4E0418	05/15/14 22:41	05/15/14 22:41	EPA 8260B
Tetrahydrofuran (THF)		<	10	ug/L	1	B4E0418	05/15/14 22:41	05/15/14 22:41	EPA 8260B
Toluene		<	1.0	ug/L	1	B4E0418	05/15/14 22:41	05/15/14 22:41	EPA 8260B
trans-1,2-Dichloroethene		<	1.0	ug/L	1	B4E0418	05/15/14 22:41	05/15/14 22:41	EPA 8260B
trans-1,3-Dichloropropene		<	1.0	ug/L	1	B4E0418	05/15/14 22:41	05/15/14 22:41	EPA 8260B
Trichloroethene (TCE)		<	1.0	ug/L	1	B4E0418	05/15/14 22:41	05/15/14 22:41	EPA 8260B
Trichlorofluoromethane		<	1.0	ug/L	1	B4E0418	05/15/14 22:41	05/15/14 22:41	EPA 8260B
Vinyl chloride		<	1.0	ug/L	1	B4E0418	05/15/14 22:41	05/15/14 22:41	EPA 8260B

Authorized by:

Paul Moyer, Environmental Laboratory Manager
Public Health Laboratory, Minnesota Department of Health

The results in this report apply only to the samples analyzed.
This report must not be reproduced, except in full, without the written approval of the laboratory.

Minnesota Department of Health
Public Health Laboratory
Environmental Laboratory Section
601 Robert St. N., P.O. Box 64899
St. Paul, MN 55164-0899
651-201-5300

Final Report
Quality Control

Program Code: PL	Project ID: St. Louis Park Solvent Plume
Program Name: Metro MERLA-SF	Facility Name/ID: [none]
Collected By: Ben Klaus	City: None
Collector ID: None	Generated: 05/21/14 9:03

Batch Summary

Samples in Batch: B4E0418 - EPA 5030B Preparation

14E1662-02 14E1662-03 14E1662-05 14E1662-13

Samples in Batch: B4E0419 - EPA 5030B Preparation

14E1662-06 14E1662-07 14E1662-08 14E1662-09 14E1662-10 14E1662-11 14E1662-12

Samples in Batch: B4E0481 - EPA 5030B Preparation

14E1662-01 14E1662-04

Authorized by:

Paul Moyer, Environmental Laboratory Manager
Public Health Laboratory, Minnesota Department of Health

The results in this report apply only to the samples analyzed.
This report must not be reproduced, except in full, without the written approval of the laboratory.

Minnesota Department of Health
Public Health Laboratory
Environmental Laboratory Section
601 Robert St. N., P.O. Box 64899
St. Paul, MN 55164-0899
651-201-5300

Final Report
Quality Control

Program Code: PL	Project ID: St. Louis Park Solvent Plume
Program Name: Metro MERLA-SF	Facility Name/ID: None
Collected By: Ben Klaus	City: None
Collector ID: None	Generated: 05/21/14 9:03

Results were produced by Minnesota Department of Health, except where noted.

Batch B4E0418 - EPA 5030B Preparation

Blank (B4E0418-BLK1) **Prepared: 05/15/14 22:15 Analyzed: 05/15/14 22:15**

Analyte	Analyte Qualifier(s)	Result	Reporting Limit	Units	Spike Level	Source Result	%REC	%REC Limits	RPD	RPD Limit
Surrogate: 1,2-Dichlorobenzene-d4		*104*	*70-130*	*%*	*10*					
Surrogate: 1,2-Dichloroethane-d4		*101*	*70-130*	*%*	*10*					
Surrogate: 4-Bromofluorobenzene		*103*	*70-130*	*%*	*10*					
Surrogate: Dibromofluoromethane		*104*	*70-130*	*%*	*10*					
Surrogate: Toluene-d8		*99*	*70-130*	*%*	*10*					
1,1,1,2-Tetrachloroethane		<	1.0	ug/L						
1,1,1-Trichloroethane		<	1.0	ug/L						
1,1,2,2-Tetrachloroethane		<	1.0	ug/L						
1,1,2-Trichloroethane		<	1.0	ug/L						
1,1,2-Trichlorotrifluoroethane		<	1.0	ug/L						
1,1-Dichloroethane		<	1.0	ug/L						
1,1-Dichloroethene		<	1.0	ug/L						
1,1-Dichloropropene		<	1.0	ug/L						
1,2,3-Trichlorobenzene		<	1.0	ug/L						
1,2,3-Trichloropropane		<	1.0	ug/L						
1,2,4-Trichlorobenzene		<	1.0	ug/L						
1,2,4-Trimethylbenzene		<	1.0	ug/L						
1,2-Dibromo-3-chloropropane (DBCP)		<	5.0	ug/L						
1,2-Dibromoethane (EDB)		<	1.0	ug/L						
1,2-Dichlorobenzene		<	1.0	ug/L						
1,2-Dichloroethane		<	1.0	ug/L						
1,2-Dichloropropane		<	1.0	ug/L						
1,3,5-Trimethylbenzene		<	1.0	ug/L						
1,3-Dichlorobenzene		<	1.0	ug/L						
1,3-Dichloropropane		<	1.0	ug/L						
1,4-Dichlorobenzene		<	1.0	ug/L						
2,2-Dichloropropane		<	1.0	ug/L						
2-Chlorotoluene		<	1.0	ug/L						
4-Chlorotoluene		<	1.0	ug/L						
Acetone		<	20	ug/L						
Allyl chloride		<	1.0	ug/L						
Benzene		<	1.0	ug/L						
Bromobenzene		<	1.0	ug/L						
Bromochloromethane		<	1.0	ug/L						
Bromodichloromethane		<	1.0	ug/L						

Authorized by:

The results in this report apply only to the samples analyzed.
This report must not be reproduced, except in full, without the written approval of the laboratory.

Paul Moyer, Environmental Laboratory Manager
Public Health Laboratory, Minnesota Department of Health

Minnesota Department of Health
Public Health Laboratory
Environmental Laboratory Section
601 Robert St. N., P.O. Box 64899
St. Paul, MN 55164-0899
651-201-5300

Final Report
Quality Control

Program Code: PL	Project ID: St. Louis Park Solvent Plume
Program Name: Metro MERLA-SF	Facility Name/ID: None
Collected By: Ben Klaus	City: None
Collector ID: None	Generated: 05/21/14 9:03

Results were produced by Minnesota Department of Health, except where noted.

Batch B4E0418 - EPA 5030B Preparation

Blank (B4E0418-BLK1) **Prepared: 05/15/14 22:15 Analyzed: 05/15/14 22:15**

Analyte	Analyte Qualifier(s)	Result	Reporting Limit	Units	Spike Level	Source Result	%REC	%REC Limits	RPD	RPD Limit
Bromoform		<	1.0	ug/L						
Bromomethane		<	2.0	ug/L						
Carbon tetrachloride		<	1.0	ug/L						
Chlorobenzene		<	1.0	ug/L						
Chlorodibromomethane		<	1.0	ug/L						
Chloroethane		<	1.0	ug/L						
Chloroform		<	1.0	ug/L						
Chloromethane		<	1.0	ug/L						
cis-1,2-Dichloroethene		<	1.0	ug/L						
cis-1,3-Dichloropropene		<	1.0	ug/L						
Dibromomethane		<	1.0	ug/L						
Dichlorodifluoromethane		<	1.0	ug/L						
Dichlorofluoromethane		<	1.0	ug/L						
Ethyl ether		<	1.0	ug/L						
Ethylbenzene		<	1.0	ug/L						
Hexachlorobutadiene		<	1.0	ug/L						
Isopropylbenzene		<	1.0	ug/L						
Methyl ethyl ketone (MEK)		<	10	ug/L						
Methyl isobutyl ketone (MIBK)		<	5.0	ug/L						
Methyl tertiary butyl ether (MTBE)		<	2.0	ug/L						
Methylene chloride		<	2.0	ug/L						
Naphthalene		<	1.0	ug/L						
n-Butylbenzene		<	1.0	ug/L						
n-Propylbenzene		<	1.0	ug/L						
o-Xylene		<	1.0	ug/L						
p&m-Xylene		<	1.0	ug/L						
p-Isopropyltoluene		<	1.0	ug/L						
sec-Butylbenzene		<	1.0	ug/L						
Styrene		<	1.0	ug/L						
tert-Butylbenzene		<	1.0	ug/L						
Tetrachloroethene		<	1.0	ug/L						
Tetrahydrofuran (THF)		<	10	ug/L						
Toluene		<	1.0	ug/L						
trans-1,2-Dichloroethene		<	1.0	ug/L						
trans-1,3-Dichloropropene		<	1.0	ug/L						

Authorized by:

Paul Moyer, Environmental Laboratory Manager
Public Health Laboratory, Minnesota Department of Health

The results in this report apply only to the samples analyzed.
This report must not be reproduced, except in full, without the written approval of the laboratory.

Minnesota Department of Health
Public Health Laboratory
Environmental Laboratory Section
601 Robert St. N., P.O. Box 64899
St. Paul, MN 55164-0899
651-201-5300

Final Report
Quality Control

Program Code: PL	Project ID: St. Louis Park Solvent Plume
Program Name: Metro MERLA-SF	Facility Name/ID: None
Collected By: Ben Klaus	City: None
Collector ID: None	Generated: 05/21/14 9:03

Results were produced by Minnesota Department of Health, except where noted.

Batch B4E0418 - EPA 5030B Preparation

Blank (B4E0418-BLK1) **Prepared: 05/15/14 22:15 Analyzed: 05/15/14 22:15**

Analyte	Analyte Qualifier(s)	Result	Reporting Limit	Units	Spike Level	Source Result	%REC	%REC Limits	RPD	RPD Limit
Trichloroethene (TCE)		<	1.0	ug/L						
Trichlorofluoromethane		<	1.0	ug/L						
Vinyl chloride		<	1.0	ug/L						

LCS (B4E0418-BS1) **Prepared: 05/15/14 21:22 Analyzed: 05/15/14 21:22**

Analyte	Analyte Qualifier(s)	Result	Reporting Limit	Units	Spike Level	Source Result	%REC	%REC Limits	RPD	RPD Limit
Surrogate: 1,2-Dichlorobenzene-d4		*102*	*70-130*	*%*	*10*					
Surrogate: 1,2-Dichloroethane-d4		*101*	*70-130*	*%*	*10*					
Surrogate: 4-Bromofluorobenzene		*101*	*70-130*	*%*	*10*					
Surrogate: Dibromofluoromethane		*107*	*70-130*	*%*	*10*					
Surrogate: Toluene-d8		*100*	*70-130*	*%*	*10*					
1,1,1,2-Tetrachloroethane		9.5	1.0	ug/L	10		95	70-130		
1,1,1-Trichloroethane		8.5	1.0	ug/L	10		85	70-130		
1,1,2,2-Tetrachloroethane		9.6	1.0	ug/L	10		96	70-130		
1,1,2-Trichloroethane		9.4	1.0	ug/L	10		94	70-130		
1,1,2-Trichlorotrifluoroethane		7.6	1.0	ug/L	10		76	70-130		
1,1-Dichloroethane		9.0	1.0	ug/L	10		90	70-130		
1,1-Dichloroethene		8.4	1.0	ug/L	10		84	80-120		
1,1-Dichloropropene		8.4	1.0	ug/L	10		84	70-130		
1,2,3-Trichlorobenzene		9.5	1.0	ug/L	10		95	70-130		
1,2,3-Trichloropropane		9.6	1.0	ug/L	10		96	70-130		
1,2,4-Trichlorobenzene		9.7	1.0	ug/L	10		97	70-130		
1,2,4-Trimethylbenzene		10	1.0	ug/L	10		100	70-130		
1,2-Dibromo-3-chloropropane (DBCP)		10	5.0	ug/L	10		100	70-130		
1,2-Dibromoethane (EDB)		9.5	1.0	ug/L	10		95	70-130		
1,2-Dichlorobenzene		9.5	1.0	ug/L	10		95	70-130		
1,2-Dichloroethane		9.3	1.0	ug/L	10		93	70-130		
1,2-Dichloropropane		9.2	1.0	ug/L	10		92	80-120		
1,3,5-Trimethylbenzene		9.9	1.0	ug/L	10		99	70-130		
1,3-Dichlorobenzene		9.3	1.0	ug/L	10		93	70-130		
1,3-Dichloropropane		9.4	1.0	ug/L	10		94	70-130		
1,4-Dichlorobenzene		9.3	1.0	ug/L	10		93	70-130		
2,2-Dichloropropane		8.8	1.0	ug/L	10		88	70-130		
2-Chlorotoluene		9.4	1.0	ug/L	10		94	70-130		

FINAL REPORT

Report ID: 05212014 90304

Authorized by:

The results in this report apply only to the samples analyzed.
This report must not be reproduced, except in full, without the written approval of the laboratory.

Paul Moyer, Environmental Laboratory Manager
Public Health Laboratory, Minnesota Department of Health

Minnesota Department of Health
Public Health Laboratory
Environmental Laboratory Section
601 Robert St. N., P.O. Box 64899
St. Paul, MN 55164-0899
651-201-5300

Final Report
Quality Control

Program Code: PL	Project ID: St. Louis Park Solvent Plume
Program Name: Metro MERLA-SF	Facility Name/ID: None
Collected By: Ben Klaus	City: None
Collector ID: None	Generated: 05/21/14 9:03

Results were produced by Minnesota Department of Health, except where noted.

Batch B4E0418 - EPA 5030B Preparation

LCS (B4E0418-BS1) **Prepared: 05/15/14 21:22 Analyzed: 05/15/14 21:22**

Analyte	Analyte Qualifier(s)	Result	Reporting Limit	Units	Spike Level	Source Result	%REC	%REC Limits	RPD	RPD Limit
4-Chlorotoluene		9.7	1.0	ug/L	10		97	70-130		
Acetone		92	20	ug/L	100		92	70-130		
Allyl chloride		8.8	1.0	ug/L	10		88	70-130		
Benzene		9.2	1.0	ug/L	10		92	70-130		
Bromobenzene		9.4	1.0	ug/L	10		94	70-130		
Bromochloromethane		9.2	1.0	ug/L	10		92	70-130		
Bromodichloromethane		9.0	1.0	ug/L	10		90	70-130		
Bromoform		10	1.0	ug/L	10		100	70-130		
Bromomethane		8.9	2.0	ug/L	10		89	70-130		
Carbon tetrachloride		8.6	1.0	ug/L	10		86	70-130		
Chlorobenzene		9.1	1.0	ug/L	10		91	70-130		
Chlorodibromomethane		9.7	1.0	ug/L	10		97	70-130		
Chloroethane		8.9	1.0	ug/L	10		89	70-130		
Chloroform		9.1	1.0	ug/L	10		91	80-120		
Chloromethane		7.6	1.0	ug/L	10		76	70-130		
cis-1,2-Dichloroethene		9.1	1.0	ug/L	10		91	70-130		
cis-1,3-Dichloropropene		9.6	1.0	ug/L	10		96	70-130		
Dibromomethane		9.1	1.0	ug/L	10		91	70-130		
Dichlorodifluoromethane	L3	5.7	1.0	ug/L	10		57	70-130		
Dichlorofluoromethane		9.2	1.0	ug/L	10		92	70-130		
Ethyl ether		9.7	1.0	ug/L	10		97	70-130		
Ethylbenzene		9.5	1.0	ug/L	10		95	80-120		
Hexachlorobutadiene		9.5	1.0	ug/L	10		95	70-130		
Isopropylbenzene		9.5	1.0	ug/L	10		95	70-130		
Methyl ethyl ketone (MEK)		48	10	ug/L	50		96	70-130		
Methyl isobutyl ketone (MIBK)		50	5.0	ug/L	50		101	70-130		
Methyl tertiary butyl ether (MTBE)		9.5	2.0	ug/L	10		95	70-130		
Methylene chloride		9.2	2.0	ug/L	10		92	70-130		
Naphthalene		9.7	1.0	ug/L	10		97	70-130		
n-Butylbenzene		9.5	1.0	ug/L	10		95	70-130		
n-Propylbenzene		10	1.0	ug/L	10		101	70-130		
o-Xylene		9.4	1.0	ug/L	10		94	70-130		
p&m-Xylene		9.6	1.0	ug/L	10		96	70-130		
p-Isopropyltoluene		9.4	1.0	ug/L	10		94	70-130		
sec-Butylbenzene		9.6	1.0	ug/L	10		96	70-130		

FINAL REPORT

Report ID: 05212014 90304

Authorized by:

The results in this report apply only to the samples analyzed.
This report must not be reproduced, except in full, without the written approval of the laboratory.

Paul Moyer, Environmental Laboratory Manager
Public Health Laboratory, Minnesota Department of Health

Minnesota Department of Health
Public Health Laboratory
Environmental Laboratory Section
601 Robert St. N., P.O. Box 64899
St. Paul, MN 55164-0899
651-201-5300

Final Report
Quality Control

Program Code: PL	Project ID: St. Louis Park Solvent Plume
Program Name: Metro MERLA-SF	Facility Name/ID: None
Collected By: Ben Klaus	City: None
Collector ID: None	Generated: 05/21/14 9:03

Results were produced by Minnesota Department of Health, except where noted.

Batch B4E0418 - EPA 5030B Preparation

LCS (B4E0418-BS1) **Prepared: 05/15/14 21:22 Analyzed: 05/15/14 21:22**

Analyte	Analyte Qualifier(s)	Result	Reporting Limit	Units	Spike Level	Source Result	%REC	%REC Limits	RPD	RPD Limit
Styrene		9.8	1.0	ug/L	10		98	70-130		
tert-Butylbenzene		9.3	1.0	ug/L	10		93	70-130		
Tetrachloroethene		8.5	1.0	ug/L	10		85	70-130		
Tetrahydrofuran (THF)		91	10	ug/L	100		91	70-130		
Toluene		9.3	1.0	ug/L	10		93	80-120		
trans-1,2-Dichloroethene		8.9	1.0	ug/L	10		89	70-130		
trans-1,3-Dichloropropene		9.8	1.0	ug/L	10		98	70-130		
Trichloroethene (TCE)		8.8	1.0	ug/L	10		88	70-130		
Trichlorofluoromethane		8.0	1.0	ug/L	10		80	70-130		
Vinyl chloride		8.1	1.0	ug/L	10		81	80-120		

LCS Dup (B4E0418-BSD1) **Prepared: 05/16/14 03:05 Analyzed: 05/16/14 03:05**

Analyte	Analyte Qualifier(s)	Result	Reporting Limit	Units	Spike Level	Source Result	%REC	%REC Limits	RPD	RPD Limit
Surrogate: 1,2-Dichlorobenzene-d4		*102*	*70-130*	*%*	*10*					
Surrogate: 1,2-Dichloroethane-d4		*99*	*70-130*	*%*	*10*					
Surrogate: 4-Bromofluorobenzene		*101*	*70-130*	*%*	*10*					
Surrogate: Dibromofluoromethane		*108*	*70-130*	*%*	*10*					
Surrogate: Toluene-d8		*100*	*70-130*	*%*	*10*					
1,1,1,2-Tetrachloroethane		8.9	1.0	ug/L	10		89	70-130	7	30
1,1,1-Trichloroethane		8.1	1.0	ug/L	10		81	70-130	5	30
1,1,2,2-Tetrachloroethane		9.3	1.0	ug/L	10		93	70-130	3	30
1,1,2-Trichloroethane		9.3	1.0	ug/L	10		93	70-130	0.7	30
1,1,2-Trichlorotrifluoroethane		7.5	1.0	ug/L	10		75	70-130	2	30
1,1-Dichloroethane		9.1	1.0	ug/L	10		91	70-130	0.7	30
1,1-Dichloroethene		8.3	1.0	ug/L	10		83	80-120	1	30
1,1-Dichloropropene		8.5	1.0	ug/L	10		85	70-130	0.8	30
1,2,3-Trichlorobenzene		9.2	1.0	ug/L	10		92	70-130	3	30
1,2,3-Trichloropropane		9.3	1.0	ug/L	10		93	70-130	3	30
1,2,4-Trichlorobenzene		9.2	1.0	ug/L	10		92	70-130	5	30
1,2,4-Trimethylbenzene		9.9	1.0	ug/L	10		99	70-130	1	30
1,2-Dibromo-3-chloropropane (DBCP)		8.7	5.0	ug/L	10		87	70-130	14	30
1,2-Dibromoethane (EDB)		9.3	1.0	ug/L	10		93	70-130	2	30
1,2-Dichlorobenzene		9.2	1.0	ug/L	10		92	70-130	2	30
1,2-Dichloroethane		9.7	1.0	ug/L	10		97	70-130	4	30

FINAL REPORT

Report ID: 05212014 90304

Authorized by:

The results in this report apply only to the samples analyzed.
This report must not be reproduced, except in full, without the written approval of the laboratory.

Paul Moyer, Environmental Laboratory Manager
Public Health Laboratory, Minnesota Department of Health

Minnesota Department of Health
Public Health Laboratory
Environmental Laboratory Section
601 Robert St. N., P.O. Box 64899
St. Paul, MN 55164-0899
651-201-5300

Final Report
Quality Control

Program Code: PL	Project ID: St. Louis Park Solvent Plume
Program Name: Metro MERLA-SF	Facility Name/ID: None
Collected By: Ben Klaus	City: None
Collector ID: None	Generated: 05/21/14 9:03

Results were produced by Minnesota Department of Health, except where noted.

Batch B4E0418 - EPA 5030B Preparation

LCS Dup (B4E0418-BSD1) **Prepared: 05/16/14 03:05 Analyzed: 05/16/14 03:05**

Analyte	Analyte Qualifier(s)	Result	Reporting Limit	Units	Spike Level	Source Result	%REC	%REC Limits	RPD	RPD Limit
1,2-Dichloropropane		9.2	1.0	ug/L	10		92	80-120	0.1	30
1,3,5-Trimethylbenzene		9.9	1.0	ug/L	10		99	70-130	0.5	30
1,3-Dichlorobenzene		9.2	1.0	ug/L	10		92	70-130	1	30
1,3-Dichloropropane		9.4	1.0	ug/L	10		94	70-130	0.8	30
1,4-Dichlorobenzene		9.1	1.0	ug/L	10		91	70-130	3	30
2,2-Dichloropropane		7.1	1.0	ug/L	10		71	70-130	22	30
2-Chlorotoluene		9.5	1.0	ug/L	10		95	70-130	0.6	30
4-Chlorotoluene		9.5	1.0	ug/L	10		95	70-130	2	30
Acetone		97	20	ug/L	100		97	70-130	5	30
Allyl chloride		8.2	1.0	ug/L	10		82	70-130	7	30
Benzene		9.3	1.0	ug/L	10		93	70-130	1	30
Bromobenzene		9.2	1.0	ug/L	10		92	70-130	2	30
Bromochloromethane		9.1	1.0	ug/L	10		91	70-130	1	30
Bromodichloromethane		8.8	1.0	ug/L	10		88	70-130	3	30
Bromoform		8.7	1.0	ug/L	10		87	70-130	14	30
Bromomethane	L3, Z-01	4.6	2.0	ug/L	10		46	70-130	63	30
Carbon tetrachloride		8.0	1.0	ug/L	10		80	70-130	7	30
Chlorobenzene		9.2	1.0	ug/L	10		92	70-130	1	30
Chlorodibromomethane		8.9	1.0	ug/L	10		89	70-130	8	30
Chloroethane		9.8	1.0	ug/L	10		98	70-130	9	30
Chloroform		9.1	1.0	ug/L	10		91	80-120	0.9	30
Chloromethane		8.1	1.0	ug/L	10		81	70-130	6	30
cis-1,2-Dichloroethene		9.1	1.0	ug/L	10		91	70-130	0.2	30
cis-1,3-Dichloropropene		8.7	1.0	ug/L	10		87	70-130	10	30
Dibromomethane		9.1	1.0	ug/L	10		91	70-130	0.5	30
Dichlorodifluoromethane	L3	6.4	1.0	ug/L	10		64	70-130	11	30
Dichlorofluoromethane		9.6	1.0	ug/L	10		96	70-130	5	30
Ethyl ether		9.8	1.0	ug/L	10		98	70-130	0.5	30
Ethylbenzene		9.5	1.0	ug/L	10		95	80-120	0.1	30
Hexachlorobutadiene		9.3	1.0	ug/L	10		93	70-130	2	30
Isopropylbenzene		9.3	1.0	ug/L	10		93	70-130	2	30
Methyl ethyl ketone (MEK)		49	10	ug/L	50		97	70-130	1	30
Methyl isobutyl ketone (MIBK)		50	5.0	ug/L	50		100	70-130	1	30
Methyl tertiary butyl ether (MTBE)		9.3	2.0	ug/L	10		93	70-130	3	30
Methylene chloride		9.2	2.0	ug/L	10		92	70-130	0.2	30

FINAL REPORT

Report ID: 05212014 90304

Authorized by:

Paul Moyer, Environmental Laboratory Manager
Public Health Laboratory, Minnesota Department of Health

The results in this report apply only to the samples analyzed.
This report must not be reproduced, except in full, without the written approval of the laboratory.

Minnesota Department of Health
Public Health Laboratory
Environmental Laboratory Section
601 Robert St. N., P.O. Box 64899
St. Paul, MN 55164-0899
651-201-5300

Final Report
Quality Control

Program Code: PL	Project ID: St. Louis Park Solvent Plume
Program Name: Metro MERLA-SF	Facility Name/ID: None
Collected By: Ben Klaus	City: None
Collector ID: None	Generated: 05/21/14 9:03

Results were produced by Minnesota Department of Health, except where noted.

Batch B4E0418 - EPA 5030B Preparation

LCS Dup (B4E0418-BSD1) **Prepared: 05/16/14 03:05 Analyzed: 05/16/14 03:05**

Analyte	Analyte Qualifier(s)	Result	Reporting Limit	Units	Spike Level	Source Result	%REC	%REC Limits	RPD	RPD Limit
Naphthalene		9.3	1.0	ug/L	10		93	70-130	4	30
n-Butylbenzene		9.3	1.0	ug/L	10		93	70-130	2	30
n-Propylbenzene		9.8	1.0	ug/L	10		98	70-130	3	30
o-Xylene		9.4	1.0	ug/L	10		94	70-130	0.6	30
p&m-Xylene		9.4	1.0	ug/L	10		94	70-130	1	30
p-Isopropyltoluene		9.3	1.0	ug/L	10		93	70-130	1	30
sec-Butylbenzene		9.4	1.0	ug/L	10		94	70-130	1	30
Styrene		9.7	1.0	ug/L	10		97	70-130	0.5	30
tert-Butylbenzene		9.1	1.0	ug/L	10		91	70-130	2	30
Tetrachloroethene		8.4	1.0	ug/L	10		84	70-130	0.6	30
Tetrahydrofuran (THF)		92	10	ug/L	100		92	70-130	0.6	30
Toluene		9.3	1.0	ug/L	10		93	80-120	0.4	30
trans-1,2-Dichloroethene		8.8	1.0	ug/L	10		88	70-130	1	30
trans-1,3-Dichloropropene		8.8	1.0	ug/L	10		88	70-130	11	30
Trichloroethene (TCE)		8.9	1.0	ug/L	10		89	70-130	0.8	30
Trichlorofluoromethane		8.2	1.0	ug/L	10		82	70-130	2	30
Vinyl chloride		8.1	1.0	ug/L	10		81	80-120	0.6	30

Matrix Spike (B4E0418-MS1) Source: 14E1662-02 **Prepared: 05/16/14 16:42 Analyzed: 05/16/14 16:42**

Analyte	Analyte Qualifier(s)	Result	Reporting Limit	Units	Spike Level	Source Result	%REC	%REC Limits	RPD	RPD Limit
Surrogate: 1,2-Dichlorobenzene-d4		*101*	*70-130*	*%*	*10*					
Surrogate: 1,2-Dichloroethane-d4		*101*	*70-130*	*%*	*10*					
Surrogate: 4-Bromofluorobenzene		*100*	*70-130*	*%*	*10*					
Surrogate: Dibromofluoromethane		*109*	*70-130*	*%*	*10*					
Surrogate: Toluene-d8		*99*	*70-130*	*%*	*10*					
1,1,1,2-Tetrachloroethane		11	1.0	ug/L	10	<	112	70-130		
1,1,1-Trichloroethane		11	1.0	ug/L	10	<	114	70-130		
1,1,2,2-Tetrachloroethane		10	1.0	ug/L	10	<	101	70-130		
1,1,2-Trichloroethane		11	1.0	ug/L	10	<	108	70-130		
1,1,2-Trichlorotrifluoroethane		12	1.0	ug/L	10	<	118	70-130		
1,1-Dichloroethane		11	1.0	ug/L	10	<	114	70-130		
1,1-Dichloroethene		12	1.0	ug/L	10	<	120	70-130		
1,1-Dichloropropene		12	1.0	ug/L	10	<	119	70-130		
1,2,3-Trichlorobenzene		11	1.0	ug/L	10	<	106	70-150		
1,2,3-Trichloropropane		10	1.0	ug/L	10	<	101	70-130		

FINAL REPORT

Report ID: 05212014 90304

Authorized by:

The results in this report apply only to the samples analyzed.
This report must not be reproduced, except in full, without the written approval of the laboratory.

Paul Moyer, Environmental Laboratory Manager
Public Health Laboratory, Minnesota Department of Health

Minnesota Department of Health
Public Health Laboratory
Environmental Laboratory Section
601 Robert St. N., P.O. Box 64899
St. Paul, MN 55164-0899
651-201-5300

Final Report
Quality Control

Program Code: PL	Project ID: St. Louis Park Solvent Plume
Program Name: Metro MERLA-SF	Facility Name/ID: None
Collected By: Ben Klaus	City: None
Collector ID: None	Generated: 05/21/14 9:03

Results were produced by Minnesota Department of Health, except where noted.

Batch B4E0418 - EPA 5030B Preparation

Matrix Spike (B4E0418-MS1) Source: 14E1662-02 **Prepared: 05/16/14 16:42 Analyzed: 05/16/14 16:42**

Analyte	Analyte Qualifier(s)	Result	Reporting Limit	Units	Spike Level	Source Result	%REC	%REC Limits	RPD	RPD Limit
1,2,4-Trichlorobenzene		11	1.0	ug/L	10	<	109	70-130		
1,2,4-Trimethylbenzene		12	1.0	ug/L	10	<	118	70-130		
1,2-Dibromo-3-chloropropane (DBCP)		9.6	5.0	ug/L	10	<	96	70-130		
1,2-Dibromoethane (EDB)		11	1.0	ug/L	10	<	107	70-130		
1,2-Dichlorobenzene		11	1.0	ug/L	10	<	108	70-130		
1,2-Dichloroethane		12	1.0	ug/L	10	<	116	70-130		
1,2-Dichloropropane		11	1.0	ug/L	10	<	113	70-130		
1,3,5-Trimethylbenzene		12	1.0	ug/L	10	<	119	70-130		
1,3-Dichlorobenzene		11	1.0	ug/L	10	<	109	70-130		
1,3-Dichloropropane		11	1.0	ug/L	10	<	109	70-130		
1,4-Dichlorobenzene		11	1.0	ug/L	10	<	108	70-130		
2,2-Dichloropropane		11	1.0	ug/L	10	<	110	70-130		
2-Chlorotoluene		11	1.0	ug/L	10	<	111	70-130		
4-Chlorotoluene		11	1.0	ug/L	10	<	114	70-130		
Acetone		110	20	ug/L	100	<	109	70-130		
Allyl chloride		11	1.0	ug/L	10	<	110	70-130		
Benzene		12	1.0	ug/L	10	<	116	70-130		
Bromobenzene		11	1.0	ug/L	10	<	108	70-130		
Bromochloromethane		11	1.0	ug/L	10	<	111	70-130		
Bromodichloromethane		11	1.0	ug/L	10	<	111	70-130		
Bromoform		10	1.0	ug/L	10	<	103	70-130		
Bromomethane		7.0	2.0	ug/L	10	<	70	70-130		
Carbon tetrachloride		12	1.0	ug/L	10	<	120	70-130		
Chlorobenzene		11	1.0	ug/L	10	<	111	70-130		
Chlorodibromomethane		11	1.0	ug/L	10	<	110	70-130		
Chloroethane		13	1.0	ug/L	10	<	128	70-130		
Chloroform		11	1.0	ug/L	10	<	114	70-130		
Chloromethane		11	1.0	ug/L	10	<	107	70-130		
cis-1,2-Dichloroethene		46	1.0	ug/L	10	33	125	70-130		
cis-1,3-Dichloropropene		11	1.0	ug/L	10	<	109	70-130		
Dibromomethane		11	1.0	ug/L	10	<	108	70-130		
Dichlorodifluoromethane		11	1.0	ug/L	10	<	105	70-130		
Dichlorofluoromethane		13	1.0	ug/L	10	<	129	70-130		
Ethyl ether		12	1.0	ug/L	10	<	118	70-130		
Ethylbenzene		12	1.0	ug/L	10	<	119	70-130		

FINAL REPORT

Report ID: 05212014 90304

Authorized by:

The results in this report apply only to the samples analyzed.
This report must not be reproduced, except in full, without the written approval of the laboratory.

Paul Moyer, Environmental Laboratory Manager
Public Health Laboratory, Minnesota Department of Health

Minnesota Department of Health
Public Health Laboratory
Environmental Laboratory Section
601 Robert St. N., P.O. Box 64899
St. Paul, MN 55164-0899
651-201-5300

Final Report
Quality Control

Program Code: PL	Project ID: St. Louis Park Solvent Plume
Program Name: Metro MERLA-SF	Facility Name/ID: None
Collected By: Ben Klaus	City: None
Collector ID: None	Generated: 05/21/14 9:03

Results were produced by Minnesota Department of Health, except where noted.

Batch B4E0418 - EPA 5030B Preparation

Matrix Spike (B4E0418-MS1) Source: 14E1662-02 **Prepared: 05/16/14 16:42 Analyzed: 05/16/14 16:42**

Analyte	Analyte Qualifier(s)	Result	Reporting Limit	Units	Spike Level	Source Result	%REC	%REC Limits	RPD	RPD Limit
Hexachlorobutadiene		12	1.0	ug/L	10	<	121	70-130		
Isopropylbenzene		12	1.0	ug/L	10	<	117	70-130		
Methyl ethyl ketone (MEK)		51	10	ug/L	50	<	102	70-130		
Methyl isobutyl ketone (MIBK)		55	5.0	ug/L	50	<	109	70-130		
Methyl tertiary butyl ether (MTBE)		11	2.0	ug/L	10	<	109	70-130		
Methylene chloride		11	2.0	ug/L	10	<	112	70-130		
Naphthalene		10	1.0	ug/L	10	<	101	70-130		
n-Butylbenzene		12	1.0	ug/L	10	<	122	70-130		
n-Propylbenzene		13	1.0	ug/L	10	<	127	70-130		
o-Xylene		11	1.0	ug/L	10	<	112	70-130		
p&m-Xylene		11	1.0	ug/L	10	<	115	70-130		
p-Isopropyltoluene		12	1.0	ug/L	10	<	119	70-130		
sec-Butylbenzene		12	1.0	ug/L	10	<	122	70-130		
Styrene		12	1.0	ug/L	10	<	119	70-130		
tert-Butylbenzene		12	1.0	ug/L	10	<	116	70-130		
Tetrachloroethene		12	1.0	ug/L	10	1.3	111	70-130		
Tetrahydrofuran (THF)		100	10	ug/L	100	<	101	70-130		
Toluene		11	1.0	ug/L	10	<	113	70-130		
trans-1,2-Dichloroethene		13	1.0	ug/L	10	2.0	115	70-130		
trans-1,3-Dichloropropene		11	1.0	ug/L	10	<	111	70-130		
Trichloroethene (TCE)		15	1.0	ug/L	10	3.6	115	70-130		
Trichlorofluoromethane		13	1.0	ug/L	10	<	127	70-130		
Vinyl chloride		12	1.0	ug/L	10	<	118	70-130		

Matrix Spike Dup (B4E0418-MSD1) Source: 14E1662-02 **Prepared: 05/16/14 17:09 Analyzed: 05/16/14 17:09**

Analyte	Analyte Qualifier(s)	Result	Reporting Limit	Units	Spike Level	Source Result	%REC	%REC Limits	RPD	RPD Limit
Surrogate: 1,2-Dichlorobenzene-d4		*101*	*70-130*	*%*	*10*					
Surrogate: 1,2-Dichloroethane-d4		*102*	*70-130*	*%*	*10*					
Surrogate: 4-Bromofluorobenzene		*101*	*70-130*	*%*	*10*					
Surrogate: Dibromofluoromethane		*109*	*70-130*	*%*	*10*					
Surrogate: Toluene-d8		*99*	*70-130*	*%*	*10*					
1,1,1,2-Tetrachloroethane		11	1.0	ug/L	10	<	108	70-130	3	30
1,1,1-Trichloroethane		11	1.0	ug/L	10	<	109	70-130	4	30
1,1,2,2-Tetrachloroethane		10	1.0	ug/L	10	<	104	70-130	3	30
1,1,2-Trichloroethane		11	1.0	ug/L	10	<	106	70-130	1	30

FINAL REPORT

Report ID: 05212014 90304

Authorized by:

The results in this report apply only to the samples analyzed.
This report must not be reproduced, except in full, without the written approval of the laboratory.

Paul Moyer, Environmental Laboratory Manager
Public Health Laboratory, Minnesota Department of Health

Minnesota Department of Health
Public Health Laboratory
Environmental Laboratory Section
601 Robert St. N., P.O. Box 64899
St. Paul, MN 55164-0899
651-201-5300

Final Report
Quality Control

Program Code: PL	Project ID: St. Louis Park Solvent Plume
Program Name: Metro MERLA-SF	Facility Name/ID: None
Collected By: Ben Klaus	City: None
Collector ID: None	Generated: 05/21/14 9:03

Results were produced by Minnesota Department of Health, except where noted.

Batch B4E0418 - EPA 5030B Preparation

Matrix Spike Dup (B4E0418-MSD1) Source: 14E1662-02 **Prepared: 05/16/14 17:09 Analyzed: 05/16/14 17:09**

Analyte	Analyte Qualifier(s)	Result	Reporting Limit	Units	Spike Level	Source Result	%REC	%REC Limits	RPD	RPD Limit
1,1,2-Trichlorotrifluoroethane		11	1.0	ug/L	10	<	113	70-130	5	30
1,1-Dichloroethane		11	1.0	ug/L	10	<	110	70-130	4	30
1,1-Dichloroethene		12	1.0	ug/L	10	<	115	70-130	4	30
1,1-Dichloropropene		11	1.0	ug/L	10	<	114	70-130	4	30
1,2,3-Trichlorobenzene		11	1.0	ug/L	10	<	106	70-150	0.3	30
1,2,3-Trichloropropane		10	1.0	ug/L	10	<	102	70-130	2	30
1,2,4-Trichlorobenzene		11	1.0	ug/L	10	<	108	70-130	1	30
1,2,4-Trimethylbenzene		12	1.0	ug/L	10	<	115	70-130	2	30
1,2-Dibromo-3-chloropropane (DBCP)		10	5.0	ug/L	10	<	100	70-130	4	30
1,2-Dibromoethane (EDB)		11	1.0	ug/L	10	<	107	70-130	0.5	30
1,2-Dichlorobenzene		11	1.0	ug/L	10	<	105	70-130	3	30
1,2-Dichloroethane		11	1.0	ug/L	10	<	113	70-130	2	30
1,2-Dichloropropane		11	1.0	ug/L	10	<	109	70-130	4	30
1,3,5-Trimethylbenzene		12	1.0	ug/L	10	<	116	70-130	2	30
1,3-Dichlorobenzene		11	1.0	ug/L	10	<	106	70-130	2	30
1,3-Dichloropropane		11	1.0	ug/L	10	<	108	70-130	0.6	30
1,4-Dichlorobenzene		11	1.0	ug/L	10	<	105	70-130	3	30
2,2-Dichloropropane		10	1.0	ug/L	10	<	105	70-130	5	30
2-Chlorotoluene		11	1.0	ug/L	10	<	112	70-130	0.4	30
4-Chlorotoluene		11	1.0	ug/L	10	<	113	70-130	0.7	30
Acetone		110	20	ug/L	100	<	110	70-130	1	30
Allyl chloride		11	1.0	ug/L	10	<	106	70-130	4	30
Benzene		11	1.0	ug/L	10	<	112	70-130	3	30
Bromobenzene		11	1.0	ug/L	10	<	106	70-130	2	30
Bromochloromethane		11	1.0	ug/L	10	<	107	70-130	4	30
Bromodichloromethane		11	1.0	ug/L	10	<	106	70-130	4	30
Bromoform		10	1.0	ug/L	10	<	104	70-130	0.8	30
Bromomethane	L3, Z-01a	6.8	2.0	ug/L	10	<	68	70-130	3	30
Carbon tetrachloride		12	1.0	ug/L	10	<	117	70-130	3	30
Chlorobenzene		11	1.0	ug/L	10	<	107	70-130	3	30
Chlorodibromomethane		11	1.0	ug/L	10	<	108	70-130	2	30
Chloroethane		12	1.0	ug/L	10	<	122	70-130	5	30
Chloroform		11	1.0	ug/L	10	<	110	70-130	3	30
Chloromethane		10	1.0	ug/L	10	<	102	70-130	5	30
cis-1,2-Dichloroethene		43	1.0	ug/L	10	33	104	70-130	5	30

Authorized by:

The results in this report apply only to the samples analyzed.
This report must not be reproduced, except in full, without the written approval of the laboratory.

Paul Moyer, Environmental Laboratory Manager
Public Health Laboratory, Minnesota Department of Health

Minnesota Department of Health
Public Health Laboratory
Environmental Laboratory Section
601 Robert St. N., P.O. Box 64899
St. Paul, MN 55164-0899
651-201-5300

Final Report
Quality Control

Program Code: PL	Project ID: St. Louis Park Solvent Plume
Program Name: Metro MERLA-SF	Facility Name/ID: None
Collected By: Ben Klaus	City: None
Collector ID: None	Generated: 05/21/14 9:03

Results were produced by Minnesota Department of Health, except where noted.

Batch B4E0418 - EPA 5030B Preparation

Matrix Spike Dup (B4E0418-MSD1) Source: 14E1662-02 **Prepared: 05/16/14 17:09 Analyzed: 05/16/14 17:09**

Analyte	Analyte Qualifier(s)	Result	Reporting Limit	Units	Spike Level	Source Result	%REC	%REC Limits	RPD	RPD Limit
cis-1,3-Dichloropropene		11	1.0	ug/L	10	<	107	70-130	2	30
Dibromomethane		10	1.0	ug/L	10	<	105	70-130	3	30
Dichlorodifluoromethane		9.9	1.0	ug/L	10	<	99	70-130	6	30
Dichlorofluoromethane		12	1.0	ug/L	10	<	122	70-130	6	30
Ethyl ether		12	1.0	ug/L	10	<	115	70-130	2	30
Ethylbenzene		11	1.0	ug/L	10	<	115	70-130	4	30
Hexachlorobutadiene		12	1.0	ug/L	10	<	118	70-130	3	30
Isopropylbenzene		12	1.0	ug/L	10	<	115	70-130	2	30
Methyl ethyl ketone (MEK)		52	10	ug/L	50	<	104	70-130	2	30
Methyl isobutyl ketone (MIBK)		56	5.0	ug/L	50	<	112	70-130	3	30
Methyl tertiary butyl ether (MTBE)		11	2.0	ug/L	10	<	107	70-130	2	30
Methylene chloride		11	2.0	ug/L	10	<	108	70-130	3	30
Naphthalene		10	1.0	ug/L	10	<	103	70-130	2	30
n-Butylbenzene		12	1.0	ug/L	10	<	119	70-130	2	30
n-Propylbenzene		12	1.0	ug/L	10	<	121	70-130	4	30
o-Xylene		11	1.0	ug/L	10	<	109	70-130	3	30
p&m-Xylene		11	1.0	ug/L	10	<	111	70-130	3	30
p-Isopropyltoluene		12	1.0	ug/L	10	<	116	70-130	2	30
sec-Butylbenzene		12	1.0	ug/L	10	<	119	70-130	2	30
Styrene		12	1.0	ug/L	10	<	115	70-130	3	30
tert-Butylbenzene		11	1.0	ug/L	10	<	113	70-130	2	30
Tetrachloroethene		12	1.0	ug/L	10	1.3	108	70-130	3	30
Tetrahydrofuran (THF)		100	10	ug/L	100	<	103	70-130	2	30
Toluene		11	1.0	ug/L	10	<	110	70-130	3	30
trans-1,2-Dichloroethene		13	1.0	ug/L	10	2.0	111	70-130	3	30
trans-1,3-Dichloropropene		11	1.0	ug/L	10	<	108	70-130	3	30
Trichloroethene (TCE)		15	1.0	ug/L	10	3.6	112	70-130	3	30
Trichlorofluoromethane		12	1.0	ug/L	10	<	119	70-130	6	30
Vinyl chloride		11	1.0	ug/L	10	<	112	70-130	5	30

Authorized by:

Paul Moyer, Environmental Laboratory Manager
Public Health Laboratory, Minnesota Department of Health

The results in this report apply only to the samples analyzed.
This report must not be reproduced, except in full, without the written approval of the laboratory.

Minnesota Department of Health
Public Health Laboratory
Environmental Laboratory Section
601 Robert St. N., P.O. Box 64899
St. Paul, MN 55164-0899
651-201-5300

Final Report
Quality Control

Program Code: PL	Project ID: St. Louis Park Solvent Plume
Program Name: Metro MERLA-SF	Facility Name/ID: None
Collected By: Ben Klaus	City: None
Collector ID: None	Generated: 05/21/14 9:03

Results were produced by Minnesota Department of Health, except where noted.

Batch B4E0419 - EPA 5030B Preparation

Blank (B4E0419-BLK1) **Prepared: 05/16/14 03:58 Analyzed: 05/16/14 03:58**

Analyte	Analyte Qualifier(s)	Result	Reporting Limit	Units	Spike Level	Source Result	%REC	%REC Limits	RPD	RPD Limit
Surrogate: 1,2-Dichlorobenzene-d4		*102*	*70-130*	*%*	*10*					
Surrogate: 1,2-Dichloroethane-d4		*100*	*70-130*	*%*	*10*					
Surrogate: 4-Bromofluorobenzene		*101*	*70-130*	*%*	*10*					
Surrogate: Dibromofluoromethane		*105*	*70-130*	*%*	*10*					
Surrogate: Toluene-d8		*99*	*70-130*	*%*	*10*					
1,1,1,2-Tetrachloroethane		<	1.0	ug/L						
1,1,1-Trichloroethane		<	1.0	ug/L						
1,1,2,2-Tetrachloroethane		<	1.0	ug/L						
1,1,2-Trichloroethane		<	1.0	ug/L						
1,1,2-Trichlorotrifluoroethane		<	1.0	ug/L						
1,1-Dichloroethane		<	1.0	ug/L						
1,1-Dichloroethene		<	1.0	ug/L						
1,1-Dichloropropene		<	1.0	ug/L						
1,2,3-Trichlorobenzene		<	1.0	ug/L						
1,2,3-Trichloropropane		<	1.0	ug/L						
1,2,4-Trichlorobenzene		<	1.0	ug/L						
1,2,4-Trimethylbenzene		<	1.0	ug/L						
1,2-Dibromo-3-chloropropane (DBCP)		<	5.0	ug/L						
1,2-Dibromoethane (EDB)		<	1.0	ug/L						
1,2-Dichlorobenzene		<	1.0	ug/L						
1,2-Dichloroethane		<	1.0	ug/L						
1,2-Dichloropropane		<	1.0	ug/L						
1,3,5-Trimethylbenzene		<	1.0	ug/L						
1,3-Dichlorobenzene		<	1.0	ug/L						
1,3-Dichloropropane		<	1.0	ug/L						
1,4-Dichlorobenzene		<	1.0	ug/L						
2,2-Dichloropropane		<	1.0	ug/L						
2-Chlorotoluene		<	1.0	ug/L						
4-Chlorotoluene		<	1.0	ug/L						
Acetone		<	20	ug/L						
Allyl chloride		<	1.0	ug/L						
Benzene		<	1.0	ug/L						
Bromobenzene		<	1.0	ug/L						
Bromochloromethane		<	1.0	ug/L						
Bromodichloromethane		<	1.0	ug/L						

Authorized by:

The results in this report apply only to the samples analyzed.
This report must not be reproduced, except in full, without the written approval of the laboratory.

Paul Moyer, Environmental Laboratory Manager
Public Health Laboratory, Minnesota Department of Health

Minnesota Department of Health
Public Health Laboratory
Environmental Laboratory Section
601 Robert St. N., P.O. Box 64899
St. Paul, MN 55164-0899
651-201-5300

Final Report
Quality Control

Program Code: PL	Project ID: St. Louis Park Solvent Plume
Program Name: Metro MERLA-SF	Facility Name/ID: None
Collected By: Ben Klaus	City: None
Collector ID: None	Generated: 05/21/14 9:03

Results were produced by Minnesota Department of Health, except where noted.

Batch B4E0419 - EPA 5030B Preparation

Blank (B4E0419-BLK1) **Prepared: 05/16/14 03:58 Analyzed: 05/16/14 03:58**

Analyte	Analyte Qualifier(s)	Result	Reporting Limit	Units	Spike Level	Source Result	%REC	%REC Limits	RPD	RPD Limit
Bromoform		<	1.0	ug/L						
Bromomethane		<	2.0	ug/L						
Carbon tetrachloride		<	1.0	ug/L						
Chlorobenzene		<	1.0	ug/L						
Chlorodibromomethane		<	1.0	ug/L						
Chloroethane		<	1.0	ug/L						
Chloroform		<	1.0	ug/L						
Chloromethane		<	1.0	ug/L						
cis-1,2-Dichloroethene		<	1.0	ug/L						
cis-1,3-Dichloropropene		<	1.0	ug/L						
Dibromomethane		<	1.0	ug/L						
Dichlorodifluoromethane		<	1.0	ug/L						
Dichlorofluoromethane		<	1.0	ug/L						
Ethyl ether		<	1.0	ug/L						
Ethylbenzene		<	1.0	ug/L						
Hexachlorobutadiene		<	1.0	ug/L						
Isopropylbenzene		<	1.0	ug/L						
Methyl ethyl ketone (MEK)		<	10	ug/L						
Methyl isobutyl ketone (MIBK)		<	5.0	ug/L						
Methyl tertiary butyl ether (MTBE)		<	2.0	ug/L						
Methylene chloride		<	2.0	ug/L						
Naphthalene		<	1.0	ug/L						
n-Butylbenzene		<	1.0	ug/L						
n-Propylbenzene		<	1.0	ug/L						
o-Xylene		<	1.0	ug/L						
p&m-Xylene		<	1.0	ug/L						
p-Isopropyltoluene		<	1.0	ug/L						
sec-Butylbenzene		<	1.0	ug/L						
Styrene		<	1.0	ug/L						
tert-Butylbenzene		<	1.0	ug/L						
Tetrachloroethene		<	1.0	ug/L						
Tetrahydrofuran (THF)		<	10	ug/L						
Toluene		<	1.0	ug/L						
trans-1,2-Dichloroethene		<	1.0	ug/L						
trans-1,3-Dichloropropene		<	1.0	ug/L						

Authorized by:

Paul Moyer, Environmental Laboratory Manager
Public Health Laboratory, Minnesota Department of Health

The results in this report apply only to the samples analyzed.
This report must not be reproduced, except in full, without the written approval of the laboratory.

Minnesota Department of Health
Public Health Laboratory
Environmental Laboratory Section
601 Robert St. N., P.O. Box 64899
St. Paul, MN 55164-0899
651-201-5300

Final Report
Quality Control

Program Code: PL	Project ID: St. Louis Park Solvent Plume
Program Name: Metro MERLA-SF	Facility Name/ID: None
Collected By: Ben Klaus	City: None
Collector ID: None	Generated: 05/21/14 9:03

Results were produced by Minnesota Department of Health, except where noted.

Batch B4E0419 - EPA 5030B Preparation

Blank (B4E0419-BLK1) **Prepared: 05/16/14 03:58 Analyzed: 05/16/14 03:58**

Analyte	Analyte Qualifier(s)	Result	Reporting Limit	Units	Spike Level	Source Result	%REC	%REC Limits	RPD	RPD Limit
Trichloroethene (TCE)		<	1.0	ug/L						
Trichlorofluoromethane		<	1.0	ug/L						
Vinyl chloride		<	1.0	ug/L						

LCS (B4E0419-BS1) **Prepared: 05/16/14 03:05 Analyzed: 05/16/14 03:05**

Analyte	Analyte Qualifier(s)	Result	Reporting Limit	Units	Spike Level	Source Result	%REC	%REC Limits	RPD	RPD Limit
Surrogate: 1,2-Dichlorobenzene-d4		*102*	*70-130*	*%*	*10*					
Surrogate: 1,2-Dichloroethane-d4		*99*	*70-130*	*%*	*10*					
Surrogate: 4-Bromofluorobenzene		*101*	*70-130*	*%*	*10*					
Surrogate: Dibromofluoromethane		*108*	*70-130*	*%*	*10*					
Surrogate: Toluene-d8		*100*	*70-130*	*%*	*10*					
1,1,1,2-Tetrachloroethane		8.9	1.0	ug/L	10		89	70-130		
1,1,1-Trichloroethane		8.1	1.0	ug/L	10		81	70-130		
1,1,2,2-Tetrachloroethane		9.3	1.0	ug/L	10		93	70-130		
1,1,2-Trichloroethane		9.3	1.0	ug/L	10		93	70-130		
1,1,2-Trichlorotrifluoroethane		7.5	1.0	ug/L	10		75	70-130		
1,1-Dichloroethane		9.1	1.0	ug/L	10		91	70-130		
1,1-Dichloroethene		8.3	1.0	ug/L	10		83	80-120		
1,1-Dichloropropene		8.5	1.0	ug/L	10		85	70-130		
1,2,3-Trichlorobenzene		9.2	1.0	ug/L	10		92	70-130		
1,2,3-Trichloropropane		9.3	1.0	ug/L	10		93	70-130		
1,2,4-Trichlorobenzene		9.2	1.0	ug/L	10		92	70-130		
1,2,4-Trimethylbenzene		9.9	1.0	ug/L	10		99	70-130		
1,2-Dibromo-3-chloropropane (DBCP)		8.7	5.0	ug/L	10		87	70-130		
1,2-Dibromoethane (EDB)		9.3	1.0	ug/L	10		93	70-130		
1,2-Dichlorobenzene		9.2	1.0	ug/L	10		92	70-130		
1,2-Dichloroethane		9.7	1.0	ug/L	10		97	70-130		
1,2-Dichloropropane		9.2	1.0	ug/L	10		92	80-120		
1,3,5-Trimethylbenzene		9.9	1.0	ug/L	10		99	70-130		
1,3-Dichlorobenzene		9.2	1.0	ug/L	10		92	70-130		
1,3-Dichloropropane		9.4	1.0	ug/L	10		94	70-130		
1,4-Dichlorobenzene		9.1	1.0	ug/L	10		91	70-130		
2,2-Dichloropropane		7.1	1.0	ug/L	10		71	70-130		
2-Chlorotoluene		9.5	1.0	ug/L	10		95	70-130		

FINAL REPORT

Report ID: 05212014 90304

Authorized by:

The results in this report apply only to the samples analyzed.
This report must not be reproduced, except in full, without the written approval of the laboratory.

Paul Moyer, Environmental Laboratory Manager
Public Health Laboratory, Minnesota Department of Health

Minnesota Department of Health
Public Health Laboratory
Environmental Laboratory Section
601 Robert St. N., P.O. Box 64899
St. Paul, MN 55164-0899
651-201-5300

Final Report
Quality Control

Program Code: PL	Project ID: St. Louis Park Solvent Plume
Program Name: Metro MERLA-SF	Facility Name/ID: None
Collected By: Ben Klaus	City: None
Collector ID: None	Generated: 05/21/14 9:03

Results were produced by Minnesota Department of Health, except where noted.

Batch B4E0419 - EPA 5030B Preparation

LCS (B4E0419-BS1) **Prepared: 05/16/14 03:05 Analyzed: 05/16/14 03:05**

Analyte	Analyte Qualifier(s)	Result	Reporting Limit	Units	Spike Level	Source Result	%REC	%REC Limits	RPD	RPD Limit
4-Chlorotoluene		9.5	1.0	ug/L	10		95	70-130		
Acetone		97	20	ug/L	100		97	70-130		
Allyl chloride		8.2	1.0	ug/L	10		82	70-130		
Benzene		9.3	1.0	ug/L	10		93	70-130		
Bromobenzene		9.2	1.0	ug/L	10		92	70-130		
Bromochloromethane		9.1	1.0	ug/L	10		91	70-130		
Bromodichloromethane		8.8	1.0	ug/L	10		88	70-130		
Bromoform		8.7	1.0	ug/L	10		87	70-130		
Bromomethane	L3	4.6	2.0	ug/L	10		46	70-130		
Carbon tetrachloride		8.0	1.0	ug/L	10		80	70-130		
Chlorobenzene		9.2	1.0	ug/L	10		92	70-130		
Chlorodibromomethane		8.9	1.0	ug/L	10		89	70-130		
Chloroethane		9.8	1.0	ug/L	10		98	70-130		
Chloroform		9.1	1.0	ug/L	10		91	80-120		
Chloromethane		8.1	1.0	ug/L	10		81	70-130		
cis-1,2-Dichloroethene		9.1	1.0	ug/L	10		91	70-130		
cis-1,3-Dichloropropene		8.7	1.0	ug/L	10		87	70-130		
Dibromomethane		9.1	1.0	ug/L	10		91	70-130		
Dichlorodifluoromethane	L3	6.4	1.0	ug/L	10		64	70-130		
Dichlorofluoromethane		9.6	1.0	ug/L	10		96	70-130		
Ethyl ether		9.8	1.0	ug/L	10		98	70-130		
Ethylbenzene		9.5	1.0	ug/L	10		95	80-120		
Hexachlorobutadiene		9.3	1.0	ug/L	10		93	70-130		
Isopropylbenzene		9.3	1.0	ug/L	10		93	70-130		
Methyl ethyl ketone (MEK)		49	10	ug/L	50		97	70-130		
Methyl isobutyl ketone (MIBK)		50	5.0	ug/L	50		100	70-130		
Methyl tertiary butyl ether (MTBE)		9.3	2.0	ug/L	10		93	70-130		
Methylene chloride		9.2	2.0	ug/L	10		92	70-130		
Naphthalene		9.3	1.0	ug/L	10		93	70-130		
n-Butylbenzene		9.3	1.0	ug/L	10		93	70-130		
n-Propylbenzene		9.8	1.0	ug/L	10		98	70-130		
o-Xylene		9.4	1.0	ug/L	10		94	70-130		
p&m-Xylene		9.4	1.0	ug/L	10		94	70-130		
p-Isopropyltoluene		9.3	1.0	ug/L	10		93	70-130		
sec-Butylbenzene		9.4	1.0	ug/L	10		94	70-130		

Authorized by:

Paul Moyer, Environmental Laboratory Manager
Public Health Laboratory, Minnesota Department of Health

The results in this report apply only to the samples analyzed.
This report must not be reproduced, except in full, without the written approval of the laboratory.

Minnesota Department of Health
Public Health Laboratory
Environmental Laboratory Section
601 Robert St. N., P.O. Box 64899
St. Paul, MN 55164-0899
651-201-5300

Final Report
Quality Control

Program Code: PL	Project ID: St. Louis Park Solvent Plume
Program Name: Metro MERLA-SF	Facility Name/ID: None
Collected By: Ben Klaus	City: None
Collector ID: None	Generated: 05/21/14 9:03

Results were produced by Minnesota Department of Health, except where noted.

Batch B4E0419 - EPA 5030B Preparation

LCS (B4E0419-BS1) **Prepared: 05/16/14 03:05 Analyzed: 05/16/14 03:05**

Analyte	Analyte Qualifier(s)	Result	Reporting Limit	Units	Spike Level	Source Result	%REC	%REC Limits	RPD	RPD Limit
Styrene		9.7	1.0	ug/L	10		97	70-130		
tert-Butylbenzene		9.1	1.0	ug/L	10		91	70-130		
Tetrachloroethene		8.4	1.0	ug/L	10		84	70-130		
Tetrahydrofuran (THF)		92	10	ug/L	100		92	70-130		
Toluene		9.3	1.0	ug/L	10		93	80-120		
trans-1,2-Dichloroethene		8.8	1.0	ug/L	10		88	70-130		
trans-1,3-Dichloropropene		8.8	1.0	ug/L	10		88	70-130		
Trichloroethene (TCE)		8.9	1.0	ug/L	10		89	70-130		
Trichlorofluoromethane		8.2	1.0	ug/L	10		82	70-130		
Vinyl chloride		8.1	1.0	ug/L	10		81	80-120		

LCS Dup (B4E0419-BSD1) **Prepared: 05/16/14 07:29 Analyzed: 05/16/14 07:29**

Analyte	Analyte Qualifier(s)	Result	Reporting Limit	Units	Spike Level	Source Result	%REC	%REC Limits	RPD	RPD Limit
Surrogate: 1,2-Dichlorobenzene-d4		*99*	*70-130*	*%*	*10*					
Surrogate: 1,2-Dichloroethane-d4		*100*	*70-130*	*%*	*10*					
Surrogate: 4-Bromofluorobenzene		*99*	*70-130*	*%*	*10*					
Surrogate: Dibromofluoromethane		*108*	*70-130*	*%*	*10*					
Surrogate: Toluene-d8		*99*	*70-130*	*%*	*10*					
1,1,1,2-Tetrachloroethane		8.8	1.0	ug/L	10		88	70-130	1	30
1,1,1-Trichloroethane		8.2	1.0	ug/L	10		82	70-130	1	30
1,1,2,2-Tetrachloroethane		8.9	1.0	ug/L	10		89	70-130	4	30
1,1,2-Trichloroethane		9.2	1.0	ug/L	10		92	70-130	0.7	30
1,1,2-Trichlorotrifluoroethane		7.7	1.0	ug/L	10		77	70-130	3	30
1,1-Dichloroethane		9.2	1.0	ug/L	10		92	70-130	1	30
1,1-Dichloroethene		8.7	1.0	ug/L	10		87	80-120	4	30
1,1-Dichloropropene		8.5	1.0	ug/L	10		85	70-130	0.7	30
1,2,3-Trichlorobenzene		8.9	1.0	ug/L	10		89	70-130	4	30
1,2,3-Trichloropropane		9.0	1.0	ug/L	10		90	70-130	3	30
1,2,4-Trichlorobenzene		8.7	1.0	ug/L	10		87	70-130	5	30
1,2,4-Trimethylbenzene		9.6	1.0	ug/L	10		96	70-130	3	30
1,2-Dibromo-3-chloropropane (DBCP)		7.9	5.0	ug/L	10		79	70-130	9	30
1,2-Dibromoethane (EDB)		9.2	1.0	ug/L	10		92	70-130	1	30
1,2-Dichlorobenzene		9.0	1.0	ug/L	10		90	70-130	2	30
1,2-Dichloroethane		9.8	1.0	ug/L	10		98	70-130	2	30

FINAL REPORT

Report ID: 05212014 90304

Authorized by:

The results in this report apply only to the samples analyzed.
This report must not be reproduced, except in full, without the written approval of the laboratory.

Paul Moyer, Environmental Laboratory Manager
Public Health Laboratory, Minnesota Department of Health

Minnesota Department of Health
Public Health Laboratory
Environmental Laboratory Section
601 Robert St. N., P.O. Box 64899
St. Paul, MN 55164-0899
651-201-5300

Final Report
Quality Control

Program Code: PL	Project ID: St. Louis Park Solvent Plume
Program Name: Metro MERLA-SF	Facility Name/ID: None
Collected By: Ben Klaus	City: None
Collector ID: None	Generated: 05/21/14 9:03

Results were produced by Minnesota Department of Health, except where noted.

Batch B4E0419 - EPA 5030B Preparation

LCS Dup (B4E0419-BSD1) **Prepared: 05/16/14 07:29 Analyzed: 05/16/14 07:29**

Analyte	Analyte Qualifier(s)	Result	Reporting Limit	Units	Spike Level	Source Result	%REC	%REC Limits	RPD	RPD Limit
1,2-Dichloropropane		9.3	1.0	ug/L	10		93	80-120	1	30
1,3,5-Trimethylbenzene		9.5	1.0	ug/L	10		95	70-130	4	30
1,3-Dichlorobenzene		9.0	1.0	ug/L	10		90	70-130	2	30
1,3-Dichloropropane		9.3	1.0	ug/L	10		93	70-130	1	30
1,4-Dichlorobenzene		9.0	1.0	ug/L	10		90	70-130	1	30
2,2-Dichloropropane	L3	6.5	1.0	ug/L	10		65	70-130	9	30
2-Chlorotoluene		9.5	1.0	ug/L	10		95	70-130	0.2	30
4-Chlorotoluene		9.2	1.0	ug/L	10		92	70-130	3	30
Acetone		96	20	ug/L	100		96	70-130	0.3	30
Allyl chloride		8.1	1.0	ug/L	10		81	70-130	0.8	30
Benzene		9.5	1.0	ug/L	10		95	70-130	1	30
Bromobenzene		9.0	1.0	ug/L	10		90	70-130	2	30
Bromochloromethane		9.2	1.0	ug/L	10		92	70-130	2	30
Bromodichloromethane		8.8	1.0	ug/L	10		88	70-130	0.2	30
Bromoform		8.2	1.0	ug/L	10		82	70-130	6	30
Bromomethane	L3	3.9	2.0	ug/L	10		39	70-130	17	30
Carbon tetrachloride		8.0	1.0	ug/L	10		80	70-130	0.7	30
Chlorobenzene		9.1	1.0	ug/L	10		91	70-130	1	30
Chlorodibromomethane		8.6	1.0	ug/L	10		86	70-130	3	30
Chloroethane		10	1.0	ug/L	10		101	70-130	4	30
Chloroform		9.3	1.0	ug/L	10		93	80-120	2	30
Chloromethane		8.1	1.0	ug/L	10		81	70-130	0.6	30
cis-1,2-Dichloroethene		9.2	1.0	ug/L	10		92	70-130	1	30
cis-1,3-Dichloropropene		8.4	1.0	ug/L	10		84	70-130	3	30
Dibromomethane		9.3	1.0	ug/L	10		93	70-130	1	30
Dichlorodifluoromethane	L3	6.5	1.0	ug/L	10		65	70-130	1	30
Dichlorofluoromethane		9.9	1.0	ug/L	10		99	70-130	3	30
Ethyl ether		10	1.0	ug/L	10		102	70-130	4	30
Ethylbenzene		9.5	1.0	ug/L	10		95	80-120	0.3	30
Hexachlorobutadiene		8.9	1.0	ug/L	10		89	70-130	4	30
Isopropylbenzene		9.1	1.0	ug/L	10		91	70-130	2	30
Methyl ethyl ketone (MEK)		48	10	ug/L	50		96	70-130	0.9	30
Methyl isobutyl ketone (MIBK)		49	5.0	ug/L	50		98	70-130	2	30
Methyl tertiary butyl ether (MTBE)		9.3	2.0	ug/L	10		93	70-130	0.5	30
Methylene chloride		9.2	2.0	ug/L	10		92	70-130	0.1	30

FINAL REPORT

Report ID: 05212014 90304

Authorized by:

The results in this report apply only to the samples analyzed.
This report must not be reproduced, except in full, without the written approval of the laboratory.

Paul Moyer, Environmental Laboratory Manager
Public Health Laboratory, Minnesota Department of Health

Minnesota Department of Health
Public Health Laboratory
Environmental Laboratory Section
601 Robert St. N., P.O. Box 64899
St. Paul, MN 55164-0899
651-201-5300

Final Report
Quality Control

Program Code: PL	Project ID: St. Louis Park Solvent Plume
Program Name: Metro MERLA-SF	Facility Name/ID: None
Collected By: Ben Klaus	City: None
Collector ID: None	Generated: 05/21/14 9:03

Results were produced by Minnesota Department of Health, except where noted.

Batch B4E0419 - EPA 5030B Preparation

LCS Dup (B4E0419-BSD1) **Prepared: 05/16/14 07:29 Analyzed: 05/16/14 07:29**

Analyte	Analyte Qualifier(s)	Result	Reporting Limit	Units	Spike Level	Source Result	%REC	%REC Limits	RPD	RPD Limit
Naphthalene		8.9	1.0	ug/L	10		89	70-130	5	30
n-Butylbenzene		9.0	1.0	ug/L	10		90	70-130	4	30
n-Propylbenzene		9.4	1.0	ug/L	10		94	70-130	4	30
o-Xylene		9.3	1.0	ug/L	10		93	70-130	1	30
p&m-Xylene		9.4	1.0	ug/L	10		94	70-130	0.9	30
p-Isopropyltoluene		9.1	1.0	ug/L	10		91	70-130	2	30
sec-Butylbenzene		9.2	1.0	ug/L	10		92	70-130	3	30
Styrene		9.7	1.0	ug/L	10		97	70-130	0.5	30
tert-Butylbenzene		8.9	1.0	ug/L	10		89	70-130	3	30
Tetrachloroethene		8.2	1.0	ug/L	10		82	70-130	2	30
Tetrahydrofuran (THF)		91	10	ug/L	100		91	70-130	1	30
Toluene		9.2	1.0	ug/L	10		92	80-120	0.6	30
trans-1,2-Dichloroethene		9.0	1.0	ug/L	10		90	70-130	2	30
trans-1,3-Dichloropropene		8.5	1.0	ug/L	10		85	70-130	4	30
Trichloroethene (TCE)		8.8	1.0	ug/L	10		88	70-130	0.7	30
Trichlorofluoromethane		8.4	1.0	ug/L	10		84	70-130	3	30
Vinyl chloride		8.4	1.0	ug/L	10		84	80-120	4	30

Batch B4E0481 - EPA 5030B Preparation

Blank (B4E0481-BLK1) **Prepared: 05/16/14 13:36 Analyzed: 05/16/14 13:36**

Analyte	Analyte Qualifier(s)	Result	Reporting Limit	Units	Spike Level	Source Result	%REC	%REC Limits	RPD	RPD Limit
Surrogate: 1,2-Dichlorobenzene-d4		*101*	*70-130*	*%*	*10*					
Surrogate: 1,2-Dichloroethane-d4		*100*	*70-130*	*%*	*10*					
Surrogate: 4-Bromofluorobenzene		*101*	*70-130*	*%*	*10*					
Surrogate: Dibromofluoromethane		*106*	*70-130*	*%*	*10*					
Surrogate: Toluene-d8		*98*	*70-130*	*%*	*10*					
1,1,1,2-Tetrachloroethane		<	1.0	ug/L						
1,1,1-Trichloroethane		<	1.0	ug/L						
1,1,2,2-Tetrachloroethane		<	1.0	ug/L						
1,1,2-Trichloroethane		<	1.0	ug/L						
1,1,2-Trichlorotrifluoroethane		<	1.0	ug/L						
1,1-Dichloroethane		<	1.0	ug/L						
1,1-Dichloroethene		<	1.0	ug/L						
1,1-Dichloropropene		<	1.0	ug/L						

Authorized by:

Paul Moyer, Environmental Laboratory Manager
Public Health Laboratory, Minnesota Department of Health

The results in this report apply only to the samples analyzed.
This report must not be reproduced, except in full, without the written approval of the laboratory.

Minnesota Department of Health
Public Health Laboratory
Environmental Laboratory Section
601 Robert St. N., P.O. Box 64899
St. Paul, MN 55164-0899
651-201-5300

Final Report
Quality Control

Program Code: PL	Project ID: St. Louis Park Solvent Plume
Program Name: Metro MERLA-SF	Facility Name/ID: None
Collected By: Ben Klaus	City: None
Collector ID: None	Generated: 05/21/14 9:03

Results were produced by Minnesota Department of Health, except where noted.

Batch B4E0481 - EPA 5030B Preparation

Blank (B4E0481-BLK1) **Prepared: 05/16/14 13:36 Analyzed: 05/16/14 13:36**

Analyte	Analyte Qualifier(s)	Result	Reporting Limit	Units	Spike Level	Source Result	%REC	%REC Limits	RPD	RPD Limit
1,2,3-Trichlorobenzene		<	1.0	ug/L						
1,2,3-Trichloropropane		<	1.0	ug/L						
1,2,4-Trichlorobenzene		<	1.0	ug/L						
1,2,4-Trimethylbenzene		<	1.0	ug/L						
1,2-Dibromo-3-chloropropane (DBCP)		<	5.0	ug/L						
1,2-Dibromoethane (EDB)		<	1.0	ug/L						
1,2-Dichlorobenzene		<	1.0	ug/L						
1,2-Dichloroethane		<	1.0	ug/L						
1,2-Dichloropropane		<	1.0	ug/L						
1,3,5-Trimethylbenzene		<	1.0	ug/L						
1,3-Dichlorobenzene		<	1.0	ug/L						
1,3-Dichloropropane		<	1.0	ug/L						
1,4-Dichlorobenzene		<	1.0	ug/L						
2,2-Dichloropropane		<	1.0	ug/L						
2-Chlorotoluene		<	1.0	ug/L						
4-Chlorotoluene		<	1.0	ug/L						
Acetone		<	20	ug/L						
Allyl chloride		<	1.0	ug/L						
Benzene		<	1.0	ug/L						
Bromobenzene		<	1.0	ug/L						
Bromochloromethane		<	1.0	ug/L						
Bromodichloromethane		<	1.0	ug/L						
Bromoform		<	1.0	ug/L						
Bromomethane		<	2.0	ug/L						
Carbon tetrachloride		<	1.0	ug/L						
Chlorobenzene		<	1.0	ug/L						
Chlorodibromomethane		<	1.0	ug/L						
Chloroethane		<	1.0	ug/L						
Chloroform		<	1.0	ug/L						
Chloromethane		<	1.0	ug/L						
cis-1,2-Dichloroethene		<	1.0	ug/L						
cis-1,3-Dichloropropene		<	1.0	ug/L						
Dibromomethane		<	1.0	ug/L						
Dichlorodifluoromethane		<	1.0	ug/L						
Dichlorofluoromethane		<	1.0	ug/L						

Authorized by:

Paul Moyer, Environmental Laboratory Manager
Public Health Laboratory, Minnesota Department of Health

The results in this report apply only to the samples analyzed.
This report must not be reproduced, except in full, without the written approval of the laboratory.

Minnesota Department of Health
Public Health Laboratory
Environmental Laboratory Section
601 Robert St. N., P.O. Box 64899
St. Paul, MN 55164-0899
651-201-5300

Final Report
Quality Control

Program Code: PL	Project ID: St. Louis Park Solvent Plume
Program Name: Metro MERLA-SF	Facility Name/ID: None
Collected By: Ben Klaus	City: None
Collector ID: None	Generated: 05/21/14 9:03

Results were produced by Minnesota Department of Health, except where noted.

Batch B4E0481 - EPA 5030B Preparation

Blank (B4E0481-BLK1) **Prepared: 05/16/14 13:36 Analyzed: 05/16/14 13:36**

Analyte	Analyte Qualifier(s)	Result	Reporting Limit	Units	Spike Level	Source Result	%REC	%REC Limits	RPD	RPD Limit
Ethyl ether		<	1.0	ug/L						
Ethylbenzene		<	1.0	ug/L						
Hexachlorobutadiene		<	1.0	ug/L						
Isopropylbenzene		<	1.0	ug/L						
Methyl ethyl ketone (MEK)		<	10	ug/L						
Methyl isobutyl ketone (MIBK)		<	5.0	ug/L						
Methyl tertiary butyl ether (MTBE)		<	2.0	ug/L						
Methylene chloride		<	2.0	ug/L						
Naphthalene		<	1.0	ug/L						
n-Butylbenzene		<	1.0	ug/L						
n-Propylbenzene		<	1.0	ug/L						
o-Xylene		<	1.0	ug/L						
p&m-Xylene		<	1.0	ug/L						
p-Isopropyltoluene		<	1.0	ug/L						
sec-Butylbenzene		<	1.0	ug/L						
Styrene		<	1.0	ug/L						
tert-Butylbenzene		<	1.0	ug/L						
Tetrachloroethene		<	1.0	ug/L						
Tetrahydrofuran (THF)		<	10	ug/L						
Toluene		<	1.0	ug/L						
trans-1,2-Dichloroethene		<	1.0	ug/L						
trans-1,3-Dichloropropene		<	1.0	ug/L						
Trichloroethene (TCE)		<	1.0	ug/L						
Trichlorofluoromethane		<	1.0	ug/L						
Vinyl chloride		<	1.0	ug/L						

LCS (B4E0481-BS1) **Prepared: 05/16/14 13:10 Analyzed: 05/16/14 13:10**

Analyte	Analyte Qualifier(s)	Result	Reporting Limit	Units	Spike Level	Source Result	%REC	%REC Limits	RPD	RPD Limit
Surrogate: 1,2-Dichlorobenzene-d4		*101*	*70-130*	*%*	*10*					
Surrogate: 1,2-Dichloroethane-d4		*100*	*70-130*	*%*	*10*					
Surrogate: 4-Bromofluorobenzene		*101*	*70-130*	*%*	*10*					
Surrogate: Dibromofluoromethane		*110*	*70-130*	*%*	*10*					
Surrogate: Toluene-d8		*98*	*70-130*	*%*	*10*					
1,1,1,2-Tetrachloroethane		9.6	1.0	ug/L	10		96	70-130		
1,1,1-Trichloroethane		9.7	1.0	ug/L	10		97	70-130		

Authorized by:

Paul Moyer, Environmental Laboratory Manager
Public Health Laboratory, Minnesota Department of Health

The results in this report apply only to the samples analyzed.
This report must not be reproduced, except in full, without the written approval of the laboratory.

Minnesota Department of Health
Public Health Laboratory
Environmental Laboratory Section
601 Robert St. N., P.O. Box 64899
St. Paul, MN 55164-0899
651-201-5300

Final Report
Quality Control

Program Code: PL	Project ID: St. Louis Park Solvent Plume
Program Name: Metro MERLA-SF	Facility Name/ID: None
Collected By: Ben Klaus	City: None
Collector ID: None	Generated: 05/21/14 9:03

Results were produced by Minnesota Department of Health, except where noted.

Batch B4E0481 - EPA 5030B Preparation

LCS (B4E0481-BS1) **Prepared: 05/16/14 13:10 Analyzed: 05/16/14 13:10**

Analyte	Analyte Qualifier(s)	Result	Reporting Limit	Units	Spike Level	Source Result	%REC	%REC Limits	RPD	RPD Limit
1,1,2,2-Tetrachloroethane		9.4	1.0	ug/L	10		94	70-130		
1,1,2-Trichloroethane		9.7	1.0	ug/L	10		97	70-130		
1,1,2-Trichlorotrifluoroethane		10	1.0	ug/L	10		101	70-130		
1,1-Dichloroethane		10	1.0	ug/L	10		100	70-130		
1,1-Dichloroethene		10	1.0	ug/L	10		102	80-120		
1,1-Dichloropropene		10	1.0	ug/L	10		101	70-130		
1,2,3-Trichlorobenzene		9.6	1.0	ug/L	10		96	70-130		
1,2,3-Trichloropropane		9.3	1.0	ug/L	10		93	70-130		
1,2,4-Trichlorobenzene		9.9	1.0	ug/L	10		99	70-130		
1,2,4-Trimethylbenzene		11	1.0	ug/L	10		106	70-130		
1,2-Dibromo-3-chloropropane (DBCP)		8.9	5.0	ug/L	10		89	70-130		
1,2-Dibromoethane (EDB)		9.6	1.0	ug/L	10		96	70-130		
1,2-Dichlorobenzene		9.7	1.0	ug/L	10		97	70-130		
1,2-Dichloroethane		10	1.0	ug/L	10		104	70-130		
1,2-Dichloropropane		10	1.0	ug/L	10		100	80-120		
1,3,5-Trimethylbenzene		11	1.0	ug/L	10		106	70-130		
1,3-Dichlorobenzene		9.8	1.0	ug/L	10		98	70-130		
1,3-Dichloropropane		9.8	1.0	ug/L	10		98	70-130		
1,4-Dichlorobenzene		9.7	1.0	ug/L	10		97	70-130		
2,2-Dichloropropane		10	1.0	ug/L	10		101	70-130		
2-Chlorotoluene		10	1.0	ug/L	10		105	70-130		
4-Chlorotoluene		10	1.0	ug/L	10		102	70-130		
Acetone		99	20	ug/L	100		99	70-130		
Allyl chloride		9.7	1.0	ug/L	10		97	70-130		
Benzene		10	1.0	ug/L	10		101	70-130		
Bromobenzene		9.7	1.0	ug/L	10		97	70-130		
Bromochloromethane		9.9	1.0	ug/L	10		99	70-130		
Bromodichloromethane		9.7	1.0	ug/L	10		97	70-130		
Bromoform		9.2	1.0	ug/L	10		92	70-130		
Bromomethane	L3	6.2	2.0	ug/L	10		62	70-130		
Carbon tetrachloride		10	1.0	ug/L	10		102	70-130		
Chlorobenzene		9.7	1.0	ug/L	10		97	70-130		
Chlorodibromomethane		9.7	1.0	ug/L	10		97	70-130		
Chloroethane		11	1.0	ug/L	10		114	70-130		
Chloroform		10	1.0	ug/L	10		100	80-120		

Authorized by:

The results in this report apply only to the samples analyzed.
This report must not be reproduced, except in full, without the written approval of the laboratory.

Paul Moyer, Environmental Laboratory Manager
Public Health Laboratory, Minnesota Department of Health

Minnesota Department of Health
Public Health Laboratory
Environmental Laboratory Section
601 Robert St. N., P.O. Box 64899
St. Paul, MN 55164-0899
651-201-5300

Final Report
Quality Control

Program Code: PL	Project ID: St. Louis Park Solvent Plume
Program Name: Metro MERLA-SF	Facility Name/ID: None
Collected By: Ben Klaus	City: None
Collector ID: None	Generated: 05/21/14 9:03

Results were produced by Minnesota Department of Health, except where noted.

Batch B4E0481 - EPA 5030B Preparation

LCS (B4E0481-BS1) **Prepared: 05/16/14 13:10 Analyzed: 05/16/14 13:10**

Analyte	Analyte Qualifier(s)	Result	Reporting Limit	Units	Spike Level	Source Result	%REC	%REC Limits	RPD	RPD Limit
Chloromethane		9.7	1.0	ug/L	10		97	70-130		
cis-1,2-Dichloroethene		9.9	1.0	ug/L	10		99	70-130		
cis-1,3-Dichloropropene		9.7	1.0	ug/L	10		97	70-130		
Dibromomethane		9.7	1.0	ug/L	10		97	70-130		
Dichlorodifluoromethane		8.9	1.0	ug/L	10		89	70-130		
Dichlorofluoromethane		11	1.0	ug/L	10		112	70-130		
Ethyl ether		11	1.0	ug/L	10		108	70-130		
Ethylbenzene		10	1.0	ug/L	10		103	80-120		
Hexachlorobutadiene		11	1.0	ug/L	10		106	70-130		
Isopropylbenzene		10	1.0	ug/L	10		104	70-130		
Methyl ethyl ketone (MEK)		49	10	ug/L	50		99	70-130		
Methyl isobutyl ketone (MIBK)		49	5.0	ug/L	50		99	70-130		
Methyl tertiary butyl ether (MTBE)		9.8	2.0	ug/L	10		98	70-130		
Methylene chloride		9.9	2.0	ug/L	10		99	70-130		
Naphthalene		9.2	1.0	ug/L	10		92	70-130		
n-Butylbenzene		11	1.0	ug/L	10		108	70-130		
n-Propylbenzene		11	1.0	ug/L	10		109	70-130		
o-Xylene		9.9	1.0	ug/L	10		99	70-130		
p&m-Xylene		10	1.0	ug/L	10		101	70-130		
p-Isopropyltoluene		11	1.0	ug/L	10		105	70-130		
sec-Butylbenzene		11	1.0	ug/L	10		107	70-130		
Styrene		10	1.0	ug/L	10		104	70-130		
tert-Butylbenzene		10	1.0	ug/L	10		102	70-130		
Tetrachloroethene		9.7	1.0	ug/L	10		97	70-130		
Tetrahydrofuran (THF)		92	10	ug/L	100		92	70-130		
Toluene		10	1.0	ug/L	10		100	80-120		
trans-1,2-Dichloroethene		10	1.0	ug/L	10		100	70-130		
trans-1,3-Dichloropropene		9.9	1.0	ug/L	10		99	70-130		
Trichloroethene (TCE)		9.9	1.0	ug/L	10		99	70-130		
Trichlorofluoromethane		11	1.0	ug/L	10		107	70-130		
Vinyl chloride		9.9	1.0	ug/L	10		99	80-120		

Authorized by:

Paul Moyer, Environmental Laboratory Manager
Public Health Laboratory, Minnesota Department of Health

The results in this report apply only to the samples analyzed.
This report must not be reproduced, except in full, without the written approval of the laboratory.

Minnesota Department of Health
Public Health Laboratory
Environmental Laboratory Section
601 Robert St. N., P.O. Box 64899
St. Paul, MN 55164-0899
651-201-5300

Final Report
Quality Control

Program Code: PL	Project ID: St. Louis Park Solvent Plume
Program Name: Metro MERLA-SF	Facility Name/ID: None
Collected By: Ben Klaus	City: None
Collector ID: None	Generated: 05/21/14 9:03

Results were produced by Minnesota Department of Health, except where noted.

Batch B4E0481 - EPA 5030B Preparation

LCS Dup (B4E0481-BSD1) **Prepared: 05/16/14 16:16 Analyzed: 05/16/14 16:16**

Analyte	Analyte Qualifier(s)	Result	Reporting Limit	Units	Spike Level	Source Result	%REC	%REC Limits	RPD	RPD Limit
Surrogate: 1,2-Dichlorobenzene-d4		*101*	*70-130*	*%*	*10*					
Surrogate: 1,2-Dichloroethane-d4		*98*	*70-130*	*%*	*10*					
Surrogate: 4-Bromofluorobenzene		*104*	*70-130*	*%*	*10*					
Surrogate: Dibromofluoromethane		*112*	*70-130*	*%*	*10*					
Surrogate: Toluene-d8		*100*	*70-130*	*%*	*10*					
1,1,1,2-Tetrachloroethane		9.6	1.0	ug/L	10		96	70-130	0.7	30
1,1,1-Trichloroethane		9.7	1.0	ug/L	10		97	70-130	0.3	30
1,1,2,2-Tetrachloroethane		9.6	1.0	ug/L	10		96	70-130	3	30
1,1,2-Trichloroethane		9.6	1.0	ug/L	10		96	70-130	0.4	30
1,1,2-Trichlorotrifluoroethane		10	1.0	ug/L	10		100	70-130	1	30
1,1-Dichloroethane		9.9	1.0	ug/L	10		99	70-130	0.9	30
1,1-Dichloroethene		10	1.0	ug/L	10		100	80-120	2	30
1,1-Dichloropropene		10	1.0	ug/L	10		101	70-130	0.3	30
1,2,3-Trichlorobenzene		9.4	1.0	ug/L	10		94	70-130	2	30
1,2,3-Trichloropropane		9.6	1.0	ug/L	10		96	70-130	3	30
1,2,4-Trichlorobenzene		9.8	1.0	ug/L	10		98	70-130	0.8	30
1,2,4-Trimethylbenzene		10	1.0	ug/L	10		104	70-130	1	30
1,2-Dibromo-3-chloropropane (DBCP)		9.1	5.0	ug/L	10		91	70-130	2	30
1,2-Dibromoethane (EDB)		9.6	1.0	ug/L	10		96	70-130	0.1	30
1,2-Dichlorobenzene		9.5	1.0	ug/L	10		95	70-130	2	30
1,2-Dichloroethane		10	1.0	ug/L	10		103	70-130	0.7	30
1,2-Dichloropropane		9.8	1.0	ug/L	10		98	80-120	1	30
1,3,5-Trimethylbenzene		10	1.0	ug/L	10		103	70-130	3	30
1,3-Dichlorobenzene		9.7	1.0	ug/L	10		97	70-130	2	30
1,3-Dichloropropane		9.7	1.0	ug/L	10		97	70-130	0.9	30
1,4-Dichlorobenzene		9.6	1.0	ug/L	10		96	70-130	2	30
2,2-Dichloropropane		9.9	1.0	ug/L	10		99	70-130	2	30
2-Chlorotoluene		10	1.0	ug/L	10		101	70-130	4	30
4-Chlorotoluene		10	1.0	ug/L	10		101	70-130	0.7	30
Acetone		98	20	ug/L	100		98	70-130	1	30
Allyl chloride		9.6	1.0	ug/L	10		96	70-130	1	30
Benzene		10	1.0	ug/L	10		100	70-130	1	30
Bromobenzene		9.8	1.0	ug/L	10		98	70-130	0.9	30
Bromochloromethane		9.6	1.0	ug/L	10		96	70-130	3	30
Bromodichloromethane		9.7	1.0	ug/L	10		97	70-130	0.2	30

Authorized by:

The results in this report apply only to the samples analyzed.
This report must not be reproduced, except in full, without the written approval of the laboratory.

Paul Moyer, Environmental Laboratory Manager
Public Health Laboratory, Minnesota Department of Health

Minnesota Department of Health
Public Health Laboratory
Environmental Laboratory Section
601 Robert St. N., P.O. Box 64899
St. Paul, MN 55164-0899
651-201-5300

Final Report
Quality Control

Program Code: PL	Project ID: St. Louis Park Solvent Plume
Program Name: Metro MERLA-SF	Facility Name/ID: None
Collected By: Ben Klaus	City: None
Collector ID: None	Generated: 05/21/14 9:03

Results were produced by Minnesota Department of Health, except where noted.

Batch B4E0481 - EPA 5030B Preparation

LCS Dup (B4E0481-BSD1) **Prepared: 05/16/14 16:16 Analyzed: 05/16/14 16:16**

Analyte	Analyte Qualifier(s)	Result	Reporting Limit	Units	Spike Level	Source Result	%REC	%REC Limits	RPD	RPD Limit
Bromoform		9.5	1.0	ug/L	10		95	70-130	3	30
Bromomethane	L3, Z-01	3.8	2.0	ug/L	10		38	70-130	48	30
Carbon tetrachloride		10	1.0	ug/L	10		102	70-130	0.007	30
Chlorobenzene		9.6	1.0	ug/L	10		96	70-130	1	30
Chlorodibromomethane		9.7	1.0	ug/L	10		97	70-130	0.5	30
Chloroethane		11	1.0	ug/L	10		106	70-130	8	30
Chloroform		9.9	1.0	ug/L	10		99	80-120	1	30
Chloromethane		8.5	1.0	ug/L	10		85	70-130	13	30
cis-1,2-Dichloroethene		9.9	1.0	ug/L	10		99	70-130	0.2	30
cis-1,3-Dichloropropene		9.6	1.0	ug/L	10		96	70-130	0.7	30
Dibromomethane		9.5	1.0	ug/L	10		95	70-130	3	30
Dichlorodifluoromethane		8.2	1.0	ug/L	10		82	70-130	8	30
Dichlorofluoromethane		11	1.0	ug/L	10		106	70-130	5	30
Ethyl ether		11	1.0	ug/L	10		106	70-130	2	30
Ethylbenzene		10	1.0	ug/L	10		101	80-120	2	30
Hexachlorobutadiene		10	1.0	ug/L	10		103	70-130	2	30
Isopropylbenzene		10	1.0	ug/L	10		105	70-130	0.7	30
Methyl ethyl ketone (MEK)		50	10	ug/L	50		99	70-130	0.4	30
Methyl isobutyl ketone (MIBK)		50	5.0	ug/L	50		100	70-130	1	30
Methyl tertiary butyl ether (MTBE)		9.6	2.0	ug/L	10		96	70-130	1	30
Methylene chloride		9.5	2.0	ug/L	10		95	70-130	4	30
Naphthalene		8.7	1.0	ug/L	10		87	70-130	6	30
n-Butylbenzene		11	1.0	ug/L	10		106	70-130	2	30
n-Propylbenzene		11	1.0	ug/L	10		110	70-130	1	30
o-Xylene		9.5	1.0	ug/L	10		95	70-130	4	30
p&m-Xylene		9.6	1.0	ug/L	10		96	70-130	4	30
p-Isopropyltoluene		11	1.0	ug/L	10		106	70-130	0.6	30
sec-Butylbenzene		11	1.0	ug/L	10		107	70-130	0.7	30
Styrene		10	1.0	ug/L	10		100	70-130	4	30
tert-Butylbenzene		10	1.0	ug/L	10		102	70-130	0.7	30
Tetrachloroethene		9.7	1.0	ug/L	10		97	70-130	0.3	30
Tetrahydrofuran (THF)		93	10	ug/L	100		93	70-130	1	30
Toluene		9.8	1.0	ug/L	10		98	80-120	1	30
trans-1,2-Dichloroethene		9.8	1.0	ug/L	10		98	70-130	1	30
trans-1,3-Dichloropropene		9.8	1.0	ug/L	10		98	70-130	1	30

FINAL REPORT

Report ID: 05212014 90304

Authorized by:

Paul Moyer, Environmental Laboratory Manager
Public Health Laboratory, Minnesota Department of Health

The results in this report apply only to the samples analyzed.
This report must not be reproduced, except in full, without the written approval of the laboratory.

Minnesota Department of Health
Public Health Laboratory
Environmental Laboratory Section
601 Robert St. N., P.O. Box 64899
St. Paul, MN 55164-0899
651-201-5300

Final Report
Quality Control

Program Code: PL	Project ID: St. Louis Park Solvent Plume
Program Name: Metro MERLA-SF	Facility Name/ID: None
Collected By: Ben Klaus	City: None
Collector ID: None	Generated: 05/21/14 9:03

Results were produced by Minnesota Department of Health, except where noted.

Batch B4E0481 - EPA 5030B Preparation

LCS Dup (B4E0481-BSD1) **Prepared: 05/16/14 16:16 Analyzed: 05/16/14 16:16**

Analyte	Analyte Qualifier(s)	Result	Reporting Limit	Units	Spike Level	Source Result	%REC	%REC Limits	RPD	RPD Limit
Trichloroethene (TCE)		9.8	1.0	ug/L	10		98	70-130	2	30
Trichlorofluoromethane		11	1.0	ug/L	10		107	70-130	0.05	30
Vinyl chloride		9.5	1.0	ug/L	10		95	80-120	5	30

Authorized by:

Paul Moyer, Environmental Laboratory Manager
Public Health Laboratory, Minnesota Department of Health

The results in this report apply only to the samples analyzed.
This report must not be reproduced, except in full, without the written approval of the laboratory.

Minnesota Department of Health
Public Health Laboratory
Environmental Laboratory Section
601 Robert St. N., P.O. Box 64899
St. Paul, MN 55164-0899
651-201-5300

Final Report
Quality Control

Data Qualifiers and Definitions

Z-01b	Matrix spike and/or matrix spike duplicate recovery was low. Laboratory control sample/laboratory control sample duplicate relative percent difference exceeded the laboratory acceptance limit.
Z-01a	Matrix spike and/or matrix spike duplicate recovery was low.
Z-01	Laboratory control sample/laboratory control sample duplicate relative percent difference exceeded the laboratory acceptance limit.
L3	The spike recovery was below laboratory acceptance limits for the associated laboratory control sample and/or laboratory control sample duplicate.
Dry	Sample results reported on a dry weight basis
RPD	Relative Percent Difference
%REC	Percent Recovery

Authorized by:

The results in this report apply only to the samples analyzed.
This report must not be reproduced, except in full, without the written approval of the laboratory.

Paul Moyer, Environmental Laboratory Manager
Public Health Laboratory, Minnesota Department of Health

Pace Analytical Services, Inc.
1700 Elm Street - Suite 200
Minneapolis, MN 55414
(612)607-1700

May 09, 2014

Tony Coryell
AECOM
800 LaSalle Avenue
Minneapolis, MN 55402

RE: Project: 60317420 St.Louis Park Inc
Pace Project No.: 10264939

Dear Tony Coryell:
Enclosed are the analytical results for sample(s) received by the laboratory on April 25, 2014. The results relate only to the samples included in this report. Results reported herein conform to the most current TNI standards and the laboratory's Quality Assurance Manual, where applicable, unless otherwise noted in the body of the report.

If you have any questions concerning this report, please feel free to contact me.

Sincerely,

Carol Davy
carol.davy@pacelabs.com
Project Manager

Enclosures

REPORT OF LABORATORY ANALYSIS

This report shall not be reproduced, except in full,
without the written consent of Pace Analytical Services, Inc..

Pace Analytical Services, Inc.
1700 Elm Street - Suite 200
Minneapolis, MN 55414
(612)607-1700

CERTIFICATIONS

Project: 60317420 St.Louis Park Inc
Pace Project No.: 10264939

Minnesota Certification IDs

1700 Elm Street SE Suite 200, Minneapolis, MN 55414
A2LA Certification #: 2926.01
Alabama Certification #40770
Alabama Certification #40770
Alaska Certification #: UST-078
Alaska Certification #MN00064
Arizona Certification #: AZ-0014
Arkansas Certification #: 88-0680
California Certification #: 01155CA
Colorado Certification #Pace
Connecticut Certification #: PH-0256
EPA Region 8 Certification #: 8TMS-L
Florida/NELAP Certification #: E87605
Guam Certification #: Pace
Georgia Certification #: 959
Idaho Certification #: MN00064
Hawaii Certification #MN00064
Illinois Certification #: 200011
Indiana Certification#C-MN-01
Iowa Certification #: 368
Kansas Certification #: E-10167
Kentucky Dept of Envi. Protection - DW #90062
Kentucky Dept of Envi. Protection - WW #:90062
Louisiana DEQ Certification #: 3086
Louisiana DHH #: LA140001
Maine Certification #: 2013011
Maryland Certification #: 322
Michigan DEPH Certification #: 9909
Minnesota Certification #: 027-053-137
Mississippi Certification #: Pace
Montana Certification #: MT0092
Nebraska Certification #: Pace
New York Certification #: 11647
North Carolina Certification #: 530
North Carolina State Public Health #: 27700
North Dakota Certification #: R-036
Ohio EPA #: 4150
Ohio VAP Certification #: CL101
Oklahoma Certification #: 9507
Oregon Certification #: MN200001
Oregon Certification #: MN300001
Pennsylvania Certification #: 68-00563
Puerto Rico Certification
Saipan (CNMI) #:MP0003
South Carolina #:74003001
Texas Certification #: T104704192
Tennessee Certification #: 02818
Utah Certification #: MN000642013-4
Virginia DGS Certification #: 251
Virginia/VELAP Certification #: Pace
Washington Certification #: C486
Wisconsin Certification #: 999407970
West Virginia Certification #: 382
West Virginia TO-15 Approval
West Virginia DHHR #:9952C

This report shall not be reproduced, except in full,
without the written consent of Pace Analytical Services, Inc..

Pace Analytical Services, Inc.
1700 Elm Street - Suite 200
Minneapolis, MN 55414
(612)607-1700

SAMPLE SUMMARY

Project: 60317420 St.Louis Park Inc
Pace Project No.: 10264939

Lab ID	Sample ID	Matrix	Date Collected	Date Received
10264939001	**B4-5-N-4**	Solid	04/16/14 09:45	04/25/14 12:00
10264939002	**B4-5-S-Y-4**	Solid	04/16/14 09:55	04/25/14 12:00
10264939003	**B4-S-N-48**	Solid	04/16/14 10:15	04/25/14 12:00
10264939004	**B6-S-N-4**	Solid	04/16/14 13:15	04/25/14 12:00
10264939005	**B6-S-N-48**	Solid	04/16/14 13:20	04/25/14 12:00
10264939006	**B5-S-N-56**	Solid	04/17/14 11:45	04/25/14 12:00
10264939007	**B5-S-N-45**	Solid	04/17/14 12:00	04/25/14 12:00
10264939008	**B5-S-N-80**	Solid	04/17/14 15:15	04/25/14 12:00
10264939009	**B2-S-N-38**	Solid	04/21/14 10:00	04/25/14 12:00
10264939010	**B2-S-N-39**	Solid	04/21/14 10:10	04/25/14 12:00
10264939011	**B2-S-N-45**	Solid	04/21/14 10:20	04/25/14 12:00
10264939012	**B3-S-N-36**	Solid	04/21/14 12:00	04/25/14 12:00
10264939013	**B3-S-N-50**	Solid	04/21/14 12:10	04/25/14 12:00
10264939014	**B3-S-N-4**	Solid	04/21/14 12:30	04/25/14 12:00
10264939015	**B1-S-N-36**	Solid	04/22/14 14:00	04/25/14 12:00
10264939016	**B1-S-N-55**	Solid	04/22/14 16:00	04/25/14 12:00
10264939017	**B1-S-N-80**	Solid	04/22/14 16:15	04/25/14 12:00
10264939018	**B7-S-N-75**	Solid	04/24/14 12:15	04/25/14 12:00
10264939019	**B7-S-Y-75**	Solid	04/24/14 12:30	04/25/14 12:00
10264939020	**B7-S-N-34**	Solid	04/24/14 12:35	04/25/14 12:00
10264939021	**B7-S-N-4**	Solid	04/24/14 12:45	04/25/14 12:00
10264939022	**Trip Blank**	Solid	04/16/14 08:00	04/25/14 12:00
10264939023	**Waste-5**	Solid	04/22/14 08:55	04/25/14 12:00

REPORT OF LABORATORY ANALYSIS

This report shall not be reproduced, except in full,
without the written consent of Pace Analytical Services, Inc..

Pace Analytical Services, Inc.
1700 Elm Street - Suite 200
Minneapolis, MN 55414
(612)607-1700

SAMPLE ANALYTE COUNT

Project: 60317420 St.Louis Park Inc
Pace Project No.: 10264939

Lab ID	Sample ID	Method	Analysts	Analytes Reported
10264939001	**B4-5-N-4**	ASTM D2974	JDL	1
		EPA 8260	HBP	70
10264939002	**B4-5-S-Y-4**	ASTM D2974	JDL	1
		EPA 8260	HBP	70
10264939003	**B4-S-N-48**	ASTM D2974	JDL	1
		EPA 8260	HBP	70
10264939004	**B6-S-N-4**	ASTM D2974	JDL	1
		EPA 8260	HBP	70
10264939005	**B6-S-N-48**	ASTM D2974	JDL	1
		EPA 8260	HBP	70
10264939006	**B5-S-N-56**	ASTM D2974	JDL	1
		EPA 8260	HBP	70
10264939007	**B5-S-N-45**	ASTM D2974	JDL	1
		EPA 8260	HBP	70
10264939008	**B5-S-N-80**	ASTM D2974	JDL	1
		EPA 8260	HBP	70
10264939009	**B2-S-N-38**	ASTM D2974	JDL	1
		EPA 8260	HBP	70
10264939010	**B2-S-N-39**	ASTM D2974	JDL	1
		EPA 8260	HBP	70
10264939011	**B2-S-N-45**	ASTM D2974	JDL	1
		EPA 8260	HBP	70
10264939012	**B3-S-N-36**	ASTM D2974	JDL	1
		EPA 8260	HBP	70
10264939013	**B3-S-N-50**	ASTM D2974	JDL	1
		EPA 8260	HBP	70
10264939014	**B3-S-N-4**	ASTM D2974	JDL	1
		EPA 8260	HBP	70
10264939015	**B1-S-N-36**	ASTM D2974	JDL	1
		EPA 8260	HBP	70
10264939016	**B1-S-N-55**	ASTM D2974	JDL	1
		EPA 8260	HBP	70
10264939017	**B1-S-N-80**	ASTM D2974	JDL	1
		EPA 8260	HBP	70
10264939018	**B7-S-N-75**	ASTM D2974	JDL	1
		EPA 8260	MJH	70
10264939019	**B7-S-Y-75**	ASTM D2974	JDL	1

REPORT OF LABORATORY ANALYSIS

This report shall not be reproduced, except in full,
without the written consent of Pace Analytical Services, Inc..

Pace Analytical Services, Inc.
1700 Elm Street - Suite 200
Minneapolis, MN 55414
(612)607-1700

SAMPLE ANALYTE COUNT

Project: 60317420 St.Louis Park Inc
Pace Project No.: 10264939

Lab ID	Sample ID	Method	Analysts	Analytes Reported
		EPA 8260	MJH	70
10264939020	**B7-S-N-34**	ASTM D2974	JDL	1
		EPA 8260	MJH	70
10264939021	**B7-S-N-4**	ASTM D2974	JDL	1
		EPA 8260	MJH	70
10264939022	**Trip Blank**	EPA 8260	HBP	70
10264939023	**Waste-5**	EPA 6010C	IP	7
		EPA 7471B	WBS	1
		ASTM D2974	JDL	1
		EPA 8260	SH2	14

This report shall not be reproduced, except in full,
without the written consent of Pace Analytical Services, Inc..

Pace Analytical Services, Inc.
1700 Elm Street - Suite 200
Minneapolis, MN 55414
(612)607-1700

PROJECT NARRATIVE

Project: 60317420 St.Louis Park Inc
Pace Project No.: 10264939

Method: **EPA 6010C**
Description: 6010C MET ICP
Client: AECOM
Date: May 09, 2014

General Information:
1 sample was analyzed for EPA 6010C. All samples were received in acceptable condition with any exceptions noted below.

Hold Time:
The samples were analyzed within the method required hold times with any exceptions noted below.

Sample Preparation:
The samples were prepared in accordance with EPA 3050 with any exceptions noted below.

Initial Calibrations (including MS Tune as applicable):
All criteria were within method requirements with any exceptions noted below.

Continuing Calibration:
All criteria were within method requirements with any exceptions noted below.

Method Blank:
All analytes were below the report limit in the method blank, where applicable, with any exceptions noted below.

Laboratory Control Spike:
All laboratory control spike compounds were within QC limits with any exceptions noted below.

Matrix Spikes:
All percent recoveries and relative percent differences (RPDs) were within acceptance criteria with any exceptions noted below.

Additional Comments:

This report shall not be reproduced, except in full,
without the written consent of Pace Analytical Services, Inc..

Pace Analytical Services, Inc.
1700 Elm Street - Suite 200
Minneapolis, MN 55414
(612)607-1700

PROJECT NARRATIVE

Project: 60317420 St.Louis Park Inc
Pace Project No.: 10264939

Method: **EPA 7471B**
Description: 7471B Mercury
Client: AECOM
Date: May 09, 2014

General Information:
1 sample was analyzed for EPA 7471B. All samples were received in acceptable condition with any exceptions noted below.

Hold Time:
The samples were analyzed within the method required hold times with any exceptions noted below.

Sample Preparation:
The samples were prepared in accordance with EPA 7471B with any exceptions noted below.

Initial Calibrations (including MS Tune as applicable):
All criteria were within method requirements with any exceptions noted below.

Continuing Calibration:
All criteria were within method requirements with any exceptions noted below.

Method Blank:
All analytes were below the report limit in the method blank, where applicable, with any exceptions noted below.

Laboratory Control Spike:
All laboratory control spike compounds were within QC limits with any exceptions noted below.

Matrix Spikes:
All percent recoveries and relative percent differences (RPDs) were within acceptance criteria with any exceptions noted below.

Additional Comments:

This report shall not be reproduced, except in full,
without the written consent of Pace Analytical Services, Inc..

Pace Analytical Services, Inc.
1700 Elm Street - Suite 200
Minneapolis, MN 55414
(612)607-1700

PROJECT NARRATIVE

Project: 60317420 St.Louis Park Inc
Pace Project No.: 10264939

Method: **EPA 8260**
Description: 8260 MSV 5030 Med Level
Client: AECOM
Date: May 09, 2014

General Information:
22 samples were analyzed for EPA 8260. All samples were received in acceptable condition with any exceptions noted below.

Hold Time:
The samples were analyzed within the method required hold times with any exceptions noted below.

Sample Preparation:
The samples were prepared in accordance with EPA 5035/5030B with any exceptions noted below.

Initial Calibrations (including MS Tune as applicable):
All criteria were within method requirements with any exceptions noted below.

Continuing Calibration:
All criteria were within method requirements with any exceptions noted below.

QC Batch: MSV/26922

CH: The continuing calibration for this compound is outside of Pace Analytical acceptance limits. The results may be biased high.
- LCS (Lab ID: 1666827)
  - Dichlorofluoromethane
- MS (Lab ID: 1666828)
  - Dichlorofluoromethane

QC Batch: MSV/26951

CH: The continuing calibration for this compound is outside of Pace Analytical acceptance limits. The results may be biased high.
- LCS (Lab ID: 1669295)
  - Chloroethane
  - Trichlorofluoromethane
- MS (Lab ID: 1669296)
  - Chloroethane
  - Trichlorofluoromethane

QC Batch: MSV/26958

CH: The continuing calibration for this compound is outside of Pace Analytical acceptance limits. The results may be biased high.
- LCS (Lab ID: 1670200)
  - Dichlorofluoromethane
- MS (Lab ID: 1670201)
  - Dichlorofluoromethane

Internal Standards:
All internal standards were within QC limits with any exceptions noted below.

Surrogates:
All surrogates were within QC limits with any exceptions noted below.

This report shall not be reproduced, except in full,
without the written consent of Pace Analytical Services, Inc..

Pace Analytical Services, Inc.
1700 Elm Street - Suite 200
Minneapolis, MN 55414
(612)607-1700

PROJECT NARRATIVE

Project: 60317420 St.Louis Park Inc
Pace Project No.: 10264939

Method: **EPA 8260**
Description: 8260 MSV 5030 Med Level
Client: AECOM
Date: May 09, 2014

Method Blank:
All analytes were below the report limit in the method blank, where applicable, with any exceptions noted below.

Laboratory Control Spike:
All laboratory control spike compounds were within QC limits with any exceptions noted below.

QC Batch: MSV/26951

L0: Analyte recovery in the laboratory control sample (LCS) was outside QC limits.

- LCS (Lab ID: 1669295)
  - Trichlorofluoromethane

QC Batch: MSV/26976

L0: Analyte recovery in the laboratory control sample (LCS) was outside QC limits.

- LCS (Lab ID: 1671720)
  - Dichlorofluoromethane

Matrix Spikes:
All percent recoveries and relative percent differences (RPDs) were within acceptance criteria with any exceptions noted below.

QC Batch: MSV/26951

A matrix spike and/or matrix spike duplicate (MS/MSD) were performed on the following sample(s): 10264896001

M0: Matrix spike recovery and/or matrix spike duplicate recovery was outside laboratory control limits.

- MS (Lab ID: 1669296)
  - Trichlorofluoromethane

M1: Matrix spike recovery exceeded QC limits. Batch accepted based on laboratory control sample (LCS) recovery.

- MS (Lab ID: 1669296)
  - Chloroethane

QC Batch: MSV/26958

A matrix spike and/or matrix spike duplicate (MS/MSD) were performed on the following sample(s): 10264465001

M1: Matrix spike recovery exceeded QC limits. Batch accepted based on laboratory control sample (LCS) recovery.

- MS (Lab ID: 1670201)
  - Hexachloro-1,3-butadiene
  - Naphthalene

Duplicate Sample:
All duplicate sample results were within method acceptance criteria with any exceptions noted below.

Additional Comments:

This report shall not be reproduced, except in full,
without the written consent of Pace Analytical Services, Inc..

Pace Analytical Services, Inc.
1700 Elm Street - Suite 200
Minneapolis, MN 55414
(612)607-1700

PROJECT NARRATIVE

Project: 60317420 St.Louis Park Inc
Pace Project No.: 10264939

Method: **EPA 8260**
Description: 8260 MSV TCLP
Client: AECOM
Date: May 09, 2014

General Information:
1 sample was analyzed for EPA 8260. All samples were received in acceptable condition with any exceptions noted below.

Hold Time:
The samples were analyzed within the method required hold times with any exceptions noted below.

Initial Calibrations (including MS Tune as applicable):
All criteria were within method requirements with any exceptions noted below.

Continuing Calibration:
All criteria were within method requirements with any exceptions noted below.

Internal Standards:
All internal standards were within QC limits with any exceptions noted below.

Surrogates:
All surrogates were within QC limits with any exceptions noted below.

Method Blank:
All analytes were below the report limit in the method blank, where applicable, with any exceptions noted below.

Laboratory Control Spike:
All laboratory control spike compounds were within QC limits with any exceptions noted below.

Matrix Spikes:
All percent recoveries and relative percent differences (RPDs) were within acceptance criteria with any exceptions noted below.

Additional Comments:

This data package has been reviewed for quality and completeness and is approved for release.

This report shall not be reproduced, except in full,
without the written consent of Pace Analytical Services, Inc..

Pace Analytical Services, Inc.
1700 Elm Street - Suite 200
Minneapolis, MN 55414
(612)607-1700

ANALYTICAL RESULTS

Project: 60317420 St.Louis Park Inc
Pace Project No.: 10264939

Sample: B4-5-N-4 **Lab ID: 10264939001** Collected: 04/16/14 09:45 Received: 04/25/14 12:00 Matrix: Solid

Results reported on a "dry-weight" basis

Parameters	Results	Units	Report Limit	MDL	DF	Prepared	Analyzed	CAS No.	Qual
Dry Weight	Analytical Method: ASTM D2974								
Percent Moisture	**15.4**	%	0.10	0.10	1		05/01/14 00:00		
8260 MSV 5030 Med Level	Analytical Method: EPA 8260 Preparation Method: EPA 5035/5030B								
Acetone	ND	ug/kg	1150	576	1	04/29/14 10:12	04/29/14 18:32	67-64-1	
Allyl chloride	ND	ug/kg	230	10.1	1	04/29/14 10:12	04/29/14 18:32	107-05-1	
Benzene	ND	ug/kg	23.0	11.5	1	04/29/14 10:12	04/29/14 18:32	71-43-2	
Bromobenzene	ND	ug/kg	57.6	6.7	1	04/29/14 10:12	04/29/14 18:32	108-86-1	
Bromochloromethane	ND	ug/kg	57.6	11.8	1	04/29/14 10:12	04/29/14 18:32	74-97-5	
Bromodichloromethane	ND	ug/kg	57.6	7.4	1	04/29/14 10:12	04/29/14 18:32	75-27-4	
Bromoform	ND	ug/kg	230	115	1	04/29/14 10:12	04/29/14 18:32	75-25-2	
Bromomethane	ND	ug/kg	576	288	1	04/29/14 10:12	04/29/14 18:32	74-83-9	
2-Butanone (MEK)	ND	ug/kg	288	144	1	04/29/14 10:12	04/29/14 18:32	78-93-3	
n-Butylbenzene	ND	ug/kg	57.6	23.0	1	04/29/14 10:12	04/29/14 18:32	104-51-8	
sec-Butylbenzene	ND	ug/kg	57.6	23.0	1	04/29/14 10:12	04/29/14 18:32	135-98-8	
tert-Butylbenzene	ND	ug/kg	57.6	23.0	1	04/29/14 10:12	04/29/14 18:32	98-06-6	
Carbon tetrachloride	ND	ug/kg	57.6	5.8	1	04/29/14 10:12	04/29/14 18:32	56-23-5	
Chlorobenzene	ND	ug/kg	57.6	4.3	1	04/29/14 10:12	04/29/14 18:32	108-90-7	
Chloroethane	ND	ug/kg	576	14.4	1	04/29/14 10:12	04/29/14 18:32	75-00-3	
Chloroform	ND	ug/kg	57.6	8.8	1	04/29/14 10:12	04/29/14 18:32	67-66-3	
Chloromethane	ND	ug/kg	230	17.5	1	04/29/14 10:12	04/29/14 18:32	74-87-3	
2-Chlorotoluene	ND	ug/kg	57.6	28.8	1	04/29/14 10:12	04/29/14 18:32	95-49-8	
4-Chlorotoluene	ND	ug/kg	57.6	28.8	1	04/29/14 10:12	04/29/14 18:32	106-43-4	
1,2-Dibromo-3-chloropropane	ND	ug/kg	576	84.1	1	04/29/14 10:12	04/29/14 18:32	96-12-8	
Dibromochloromethane	ND	ug/kg	57.6	7.4	1	04/29/14 10:12	04/29/14 18:32	124-48-1	
1,2-Dibromoethane (EDB)	ND	ug/kg	57.6	6.2	1	04/29/14 10:12	04/29/14 18:32	106-93-4	
Dibromomethane	ND	ug/kg	57.6	9.0	1	04/29/14 10:12	04/29/14 18:32	74-95-3	
1,2-Dichlorobenzene	ND	ug/kg	57.6	28.8	1	04/29/14 10:12	04/29/14 18:32	95-50-1	
1,3-Dichlorobenzene	ND	ug/kg	57.6	28.8	1	04/29/14 10:12	04/29/14 18:32	541-73-1	
1,4-Dichlorobenzene	ND	ug/kg	57.6	28.8	1	04/29/14 10:12	04/29/14 18:32	106-46-7	
Dichlorodifluoromethane	ND	ug/kg	57.6	17.5	1	04/29/14 10:12	04/29/14 18:32	75-71-8	
1,1-Dichloroethane	ND	ug/kg	57.6	4.7	1	04/29/14 10:12	04/29/14 18:32	75-34-3	
1,2-Dichloroethane	ND	ug/kg	57.6	7.8	1	04/29/14 10:12	04/29/14 18:32	107-06-2	
1,1-Dichloroethene	ND	ug/kg	57.6	8.2	1	04/29/14 10:12	04/29/14 18:32	75-35-4	
cis-1,2-Dichloroethene	ND	ug/kg	57.6	9.4	1	04/29/14 10:12	04/29/14 18:32	156-59-2	
trans-1,2-Dichloroethene	ND	ug/kg	57.6	7.0	1	04/29/14 10:12	04/29/14 18:32	156-60-5	
Dichlorofluoromethane	ND	ug/kg	576	47.2	1	04/29/14 10:12	04/29/14 18:32	75-43-4	
1,2-Dichloropropane	ND	ug/kg	57.6	6.8	1	04/29/14 10:12	04/29/14 18:32	78-87-5	
1,3-Dichloropropane	ND	ug/kg	57.6	28.8	1	04/29/14 10:12	04/29/14 18:32	142-28-9	
2,2-Dichloropropane	ND	ug/kg	230	56.8	1	04/29/14 10:12	04/29/14 18:32	594-20-7	
1,1-Dichloropropene	ND	ug/kg	57.6	7.4	1	04/29/14 10:12	04/29/14 18:32	563-58-6	
cis-1,3-Dichloropropene	ND	ug/kg	57.6	4.5	1	04/29/14 10:12	04/29/14 18:32	10061-01-5	
trans-1,3-Dichloropropene	ND	ug/kg	57.6	5.7	1	04/29/14 10:12	04/29/14 18:32	10061-02-6	
Diethyl ether (Ethyl ether)	ND	ug/kg	230	12.9	1	04/29/14 10:12	04/29/14 18:32	60-29-7	
Ethylbenzene	ND	ug/kg	57.6	23.0	1	04/29/14 10:12	04/29/14 18:32	100-41-4	
Hexachloro-1,3-butadiene	ND	ug/kg	288	144	1	04/29/14 10:12	04/29/14 18:32	87-68-3	

REPORT OF LABORATORY ANALYSIS

This report shall not be reproduced, except in full,
without the written consent of Pace Analytical Services, Inc..

Pace Analytical Services, Inc.
1700 Elm Street - Suite 200
Minneapolis, MN 55414
(612)607-1700

ANALYTICAL RESULTS

Project: 60317420 St.Louis Park Inc
Pace Project No.: 10264939

Sample: B4-5-N-4 **Lab ID: 10264939001** Collected: 04/16/14 09:45 Received: 04/25/14 12:00 Matrix: Solid

Results reported on a "dry-weight" basis

Parameters	Results	Units	Report Limit	MDL	DF	Prepared	Analyzed	CAS No.	Qual
8260 MSV 5030 Med Level	Analytical Method: EPA 8260 Preparation Method: EPA 5035/5030B								
Isopropylbenzene (Cumene)	ND	ug/kg	57.6	28.8	1	04/29/14 10:12	04/29/14 18:32	98-82-8	
p-Isopropyltoluene	ND	ug/kg	57.6	23.0	1	04/29/14 10:12	04/29/14 18:32	99-87-6	
Methylene Chloride	ND	ug/kg	230	115	1	04/29/14 10:12	04/29/14 18:32	75-09-2	
4-Methyl-2-pentanone (MIBK)	ND	ug/kg	288	144	1	04/29/14 10:12	04/29/14 18:32	108-10-1	
Methyl-tert-butyl ether	ND	ug/kg	57.6	28.8	1	04/29/14 10:12	04/29/14 18:32	1634-04-4	
Naphthalene	ND	ug/kg	230	115	1	04/29/14 10:12	04/29/14 18:32	91-20-3	
n-Propylbenzene	ND	ug/kg	57.6	23.0	1	04/29/14 10:12	04/29/14 18:32	103-65-1	
Styrene	ND	ug/kg	57.6	4.7	1	04/29/14 10:12	04/29/14 18:32	100-42-5	
1,1,1,2-Tetrachloroethane	ND	ug/kg	57.6	28.8	1	04/29/14 10:12	04/29/14 18:32	630-20-6	
1,1,2,2-Tetrachloroethane	ND	ug/kg	57.6	7.4	1	04/29/14 10:12	04/29/14 18:32	79-34-5	
Tetrachloroethene	ND	ug/kg	57.6	7.6	1	04/29/14 10:12	04/29/14 18:32	127-18-4	
Tetrahydrofuran	ND	ug/kg	2300	69.5	1	04/29/14 10:12	04/29/14 18:32	109-99-9	
Toluene	ND	ug/kg	57.6	23.0	1	04/29/14 10:12	04/29/14 18:32	108-88-3	
1,2,3-Trichlorobenzene	ND	ug/kg	57.6	23.0	1	04/29/14 10:12	04/29/14 18:32	87-61-6	
1,2,4-Trichlorobenzene	ND	ug/kg	57.6	23.0	1	04/29/14 10:12	04/29/14 18:32	120-82-1	
1,1,1-Trichloroethane	ND	ug/kg	57.6	3.8	1	04/29/14 10:12	04/29/14 18:32	71-55-6	
1,1,2-Trichloroethane	ND	ug/kg	57.6	5.2	1	04/29/14 10:12	04/29/14 18:32	79-00-5	
Trichloroethene	ND	ug/kg	57.6	8.7	1	04/29/14 10:12	04/29/14 18:32	79-01-6	
Trichlorofluoromethane	ND	ug/kg	230	10.6	1	04/29/14 10:12	04/29/14 18:32	75-69-4	
1,2,3-Trichloropropane	ND	ug/kg	230	16.9	1	04/29/14 10:12	04/29/14 18:32	96-18-4	
1,1,2-Trichlorotrifluoroethane	ND	ug/kg	57.6	28.8	1	04/29/14 10:12	04/29/14 18:32	76-13-1	
1,2,4-Trimethylbenzene	ND	ug/kg	57.6	28.8	1	04/29/14 10:12	04/29/14 18:32	95-63-6	
1,3,5-Trimethylbenzene	ND	ug/kg	57.6	28.8	1	04/29/14 10:12	04/29/14 18:32	108-67-8	
Vinyl chloride	ND	ug/kg	57.6	9.2	1	04/29/14 10:12	04/29/14 18:32	75-01-4	
Xylene (Total)	ND	ug/kg	173	69.1	1	04/29/14 10:12	04/29/14 18:32	1330-20-7	
Surrogates									
1,2-Dichloroethane-d4 (S)	111	%.	74-125		1	04/29/14 10:12	04/29/14 18:32	17060-07-0	
Toluene-d8 (S)	106	%.	75-125		1	04/29/14 10:12	04/29/14 18:32	2037-26-5	
4-Bromofluorobenzene (S)	108	%.	75-125		1	04/29/14 10:12	04/29/14 18:32	460-00-4	

REPORT OF LABORATORY ANALYSIS

This report shall not be reproduced, except in full,
without the written consent of Pace Analytical Services, Inc..

Pace Analytical Services, Inc.
1700 Elm Street - Suite 200
Minneapolis, MN 55414
(612)607-1700

ANALYTICAL RESULTS

Project: 60317420 St.Louis Park Inc
Pace Project No.: 10264939

Sample: B4-5-S-Y-4 **Lab ID: 10264939002** Collected: 04/16/14 09:55 Received: 04/25/14 12:00 Matrix: Solid

Results reported on a "dry-weight" basis

Parameters	Results	Units	Report Limit	MDL	DF	Prepared	Analyzed	CAS No.	Qual
Dry Weight	Analytical Method: ASTM D2974								
Percent Moisture	**19.7**	%	0.10	0.10	1		05/01/14 00:00		
8260 MSV 5030 Med Level	Analytical Method: EPA 8260 Preparation Method: EPA 5035/5030B								
Acetone	ND	ug/kg	1240	622	1	04/29/14 10:12	04/29/14 18:49	67-64-1	
Allyl chloride	ND	ug/kg	249	10.9	1	04/29/14 10:12	04/29/14 18:49	107-05-1	
Benzene	ND	ug/kg	24.9	12.4	1	04/29/14 10:12	04/29/14 18:49	71-43-2	
Bromobenzene	ND	ug/kg	62.2	7.3	1	04/29/14 10:12	04/29/14 18:49	108-86-1	
Bromochloromethane	ND	ug/kg	62.2	12.7	1	04/29/14 10:12	04/29/14 18:49	74-97-5	
Bromodichloromethane	ND	ug/kg	62.2	8.0	1	04/29/14 10:12	04/29/14 18:49	75-27-4	
Bromoform	ND	ug/kg	249	124	1	04/29/14 10:12	04/29/14 18:49	75-25-2	
Bromomethane	ND	ug/kg	622	311	1	04/29/14 10:12	04/29/14 18:49	74-83-9	
2-Butanone (MEK)	ND	ug/kg	311	156	1	04/29/14 10:12	04/29/14 18:49	78-93-3	
n-Butylbenzene	ND	ug/kg	62.2	24.9	1	04/29/14 10:12	04/29/14 18:49	104-51-8	
sec-Butylbenzene	ND	ug/kg	62.2	24.9	1	04/29/14 10:12	04/29/14 18:49	135-98-8	
tert-Butylbenzene	ND	ug/kg	62.2	24.9	1	04/29/14 10:12	04/29/14 18:49	98-06-6	
Carbon tetrachloride	ND	ug/kg	62.2	6.2	1	04/29/14 10:12	04/29/14 18:49	56-23-5	
Chlorobenzene	ND	ug/kg	62.2	4.6	1	04/29/14 10:12	04/29/14 18:49	108-90-7	
Chloroethane	ND	ug/kg	622	15.6	1	04/29/14 10:12	04/29/14 18:49	75-00-3	
Chloroform	ND	ug/kg	62.2	9.5	1	04/29/14 10:12	04/29/14 18:49	67-66-3	
Chloromethane	ND	ug/kg	249	18.9	1	04/29/14 10:12	04/29/14 18:49	74-87-3	
2-Chlorotoluene	ND	ug/kg	62.2	31.1	1	04/29/14 10:12	04/29/14 18:49	95-49-8	
4-Chlorotoluene	ND	ug/kg	62.2	31.1	1	04/29/14 10:12	04/29/14 18:49	106-43-4	
1,2-Dibromo-3-chloropropane	ND	ug/kg	622	90.8	1	04/29/14 10:12	04/29/14 18:49	96-12-8	
Dibromochloromethane	ND	ug/kg	62.2	8.0	1	04/29/14 10:12	04/29/14 18:49	124-48-1	
1,2-Dibromoethane (EDB)	ND	ug/kg	62.2	6.7	1	04/29/14 10:12	04/29/14 18:49	106-93-4	
Dibromomethane	ND	ug/kg	62.2	9.7	1	04/29/14 10:12	04/29/14 18:49	74-95-3	
1,2-Dichlorobenzene	ND	ug/kg	62.2	31.1	1	04/29/14 10:12	04/29/14 18:49	95-50-1	
1,3-Dichlorobenzene	ND	ug/kg	62.2	31.1	1	04/29/14 10:12	04/29/14 18:49	541-73-1	
1,4-Dichlorobenzene	ND	ug/kg	62.2	31.1	1	04/29/14 10:12	04/29/14 18:49	106-46-7	
Dichlorodifluoromethane	ND	ug/kg	62.2	18.9	1	04/29/14 10:12	04/29/14 18:49	75-71-8	
1,1-Dichloroethane	ND	ug/kg	62.2	5.1	1	04/29/14 10:12	04/29/14 18:49	75-34-3	
1,2-Dichloroethane	ND	ug/kg	62.2	8.4	1	04/29/14 10:12	04/29/14 18:49	107-06-2	
1,1-Dichloroethene	ND	ug/kg	62.2	8.8	1	04/29/14 10:12	04/29/14 18:49	75-35-4	
cis-1,2-Dichloroethene	ND	ug/kg	62.2	10.2	1	04/29/14 10:12	04/29/14 18:49	156-59-2	
trans-1,2-Dichloroethene	ND	ug/kg	62.2	7.6	1	04/29/14 10:12	04/29/14 18:49	156-60-5	
Dichlorofluoromethane	ND	ug/kg	622	51.0	1	04/29/14 10:12	04/29/14 18:49	75-43-4	
1,2-Dichloropropane	ND	ug/kg	62.2	7.3	1	04/29/14 10:12	04/29/14 18:49	78-87-5	
1,3-Dichloropropane	ND	ug/kg	62.2	31.1	1	04/29/14 10:12	04/29/14 18:49	142-28-9	
2,2-Dichloropropane	ND	ug/kg	249	61.3	1	04/29/14 10:12	04/29/14 18:49	594-20-7	
1,1-Dichloropropene	ND	ug/kg	62.2	8.0	1	04/29/14 10:12	04/29/14 18:49	563-58-6	
cis-1,3-Dichloropropene	ND	ug/kg	62.2	4.9	1	04/29/14 10:12	04/29/14 18:49	10061-01-5	
trans-1,3-Dichloropropene	ND	ug/kg	62.2	6.1	1	04/29/14 10:12	04/29/14 18:49	10061-02-6	
Diethyl ether (Ethyl ether)	ND	ug/kg	249	13.9	1	04/29/14 10:12	04/29/14 18:49	60-29-7	
Ethylbenzene	ND	ug/kg	62.2	24.9	1	04/29/14 10:12	04/29/14 18:49	100-41-4	
Hexachloro-1,3-butadiene	ND	ug/kg	311	156	1	04/29/14 10:12	04/29/14 18:49	87-68-3	

REPORT OF LABORATORY ANALYSIS

This report shall not be reproduced, except in full,
without the written consent of Pace Analytical Services, Inc..

Pace Analytical Services, Inc.
1700 Elm Street - Suite 200
Minneapolis, MN 55414
(612)607-1700

ANALYTICAL RESULTS

Project: 60317420 St.Louis Park Inc
Pace Project No.: 10264939

Sample: B4-5-S-Y-4 **Lab ID: 10264939002** Collected: 04/16/14 09:55 Received: 04/25/14 12:00 Matrix: Solid

Results reported on a "dry-weight" basis

Parameters	Results	Units	Report Limit	MDL	DF	Prepared	Analyzed	CAS No.	Qual
8260 MSV 5030 Med Level	Analytical Method: EPA 8260 Preparation Method: EPA 5035/5030B								
Isopropylbenzene (Cumene)	ND	ug/kg	62.2	31.1	1	04/29/14 10:12	04/29/14 18:49	98-82-8	
p-Isopropyltoluene	ND	ug/kg	62.2	24.9	1	04/29/14 10:12	04/29/14 18:49	99-87-6	
Methylene Chloride	ND	ug/kg	249	124	1	04/29/14 10:12	04/29/14 18:49	75-09-2	
4-Methyl-2-pentanone (MIBK)	ND	ug/kg	311	156	1	04/29/14 10:12	04/29/14 18:49	108-10-1	
Methyl-tert-butyl ether	ND	ug/kg	62.2	31.1	1	04/29/14 10:12	04/29/14 18:49	1634-04-4	
Naphthalene	ND	ug/kg	249	124	1	04/29/14 10:12	04/29/14 18:49	91-20-3	
n-Propylbenzene	ND	ug/kg	62.2	24.9	1	04/29/14 10:12	04/29/14 18:49	103-65-1	
Styrene	ND	ug/kg	62.2	5.1	1	04/29/14 10:12	04/29/14 18:49	100-42-5	
1,1,1,2-Tetrachloroethane	ND	ug/kg	62.2	31.1	1	04/29/14 10:12	04/29/14 18:49	630-20-6	
1,1,2,2-Tetrachloroethane	ND	ug/kg	62.2	8.0	1	04/29/14 10:12	04/29/14 18:49	79-34-5	
Tetrachloroethene	ND	ug/kg	62.2	8.2	1	04/29/14 10:12	04/29/14 18:49	127-18-4	
Tetrahydrofuran	ND	ug/kg	2490	75.0	1	04/29/14 10:12	04/29/14 18:49	109-99-9	
Toluene	ND	ug/kg	62.2	24.9	1	04/29/14 10:12	04/29/14 18:49	108-88-3	
1,2,3-Trichlorobenzene	ND	ug/kg	62.2	24.9	1	04/29/14 10:12	04/29/14 18:49	87-61-6	
1,2,4-Trichlorobenzene	ND	ug/kg	62.2	24.9	1	04/29/14 10:12	04/29/14 18:49	120-82-1	
1,1,1-Trichloroethane	ND	ug/kg	62.2	4.1	1	04/29/14 10:12	04/29/14 18:49	71-55-6	
1,1,2-Trichloroethane	ND	ug/kg	62.2	5.6	1	04/29/14 10:12	04/29/14 18:49	79-00-5	
Trichloroethene	ND	ug/kg	62.2	9.4	1	04/29/14 10:12	04/29/14 18:49	79-01-6	
Trichlorofluoromethane	ND	ug/kg	249	11.4	1	04/29/14 10:12	04/29/14 18:49	75-69-4	
1,2,3-Trichloropropane	ND	ug/kg	249	18.3	1	04/29/14 10:12	04/29/14 18:49	96-18-4	
1,1,2-Trichlorotrifluoroethane	ND	ug/kg	62.2	31.1	1	04/29/14 10:12	04/29/14 18:49	76-13-1	
1,2,4-Trimethylbenzene	ND	ug/kg	62.2	31.1	1	04/29/14 10:12	04/29/14 18:49	95-63-6	
1,3,5-Trimethylbenzene	ND	ug/kg	62.2	31.1	1	04/29/14 10:12	04/29/14 18:49	108-67-8	
Vinyl chloride	ND	ug/kg	62.2	10	1	04/29/14 10:12	04/29/14 18:49	75-01-4	
Xylene (Total)	ND	ug/kg	187	74.7	1	04/29/14 10:12	04/29/14 18:49	1330-20-7	
Surrogates									
1,2-Dichloroethane-d4 (S)	111	%.	74-125		1	04/29/14 10:12	04/29/14 18:49	17060-07-0	
Toluene-d8 (S)	106	%.	75-125		1	04/29/14 10:12	04/29/14 18:49	2037-26-5	
4-Bromofluorobenzene (S)	106	%.	75-125		1	04/29/14 10:12	04/29/14 18:49	460-00-4	

REPORT OF LABORATORY ANALYSIS

This report shall not be reproduced, except in full,
without the written consent of Pace Analytical Services, Inc..

Pace Analytical Services, Inc.
1700 Elm Street - Suite 200
Minneapolis, MN 55414
(612)607-1700

ANALYTICAL RESULTS

Project: 60317420 St.Louis Park Inc
Pace Project No.: 10264939

Sample: B4-S-N-48 **Lab ID: 10264939003** Collected: 04/16/14 10:15 Received: 04/25/14 12:00 Matrix: Solid

Results reported on a "dry-weight" basis

Parameters	Results	Units	Report Limit	MDL	DF	Prepared	Analyzed	CAS No.	Qual
Dry Weight	Analytical Method: ASTM D2974								
Percent Moisture	**11.3**	%	0.10	0.10	1		05/01/14 00:00		
8260 MSV 5030 Med Level	Analytical Method: EPA 8260 Preparation Method: EPA 5035/5030B								
Acetone	ND	ug/kg	1120	558	1	04/29/14 10:12	04/29/14 19:24	67-64-1	
Allyl chloride	ND	ug/kg	223	9.8	1	04/29/14 10:12	04/29/14 19:24	107-05-1	
Benzene	ND	ug/kg	22.3	11.2	1	04/29/14 10:12	04/29/14 19:24	71-43-2	
Bromobenzene	ND	ug/kg	55.8	6.5	1	04/29/14 10:12	04/29/14 19:24	108-86-1	
Bromochloromethane	ND	ug/kg	55.8	11.4	1	04/29/14 10:12	04/29/14 19:24	74-97-5	
Bromodichloromethane	ND	ug/kg	55.8	7.1	1	04/29/14 10:12	04/29/14 19:24	75-27-4	
Bromoform	ND	ug/kg	223	112	1	04/29/14 10:12	04/29/14 19:24	75-25-2	
Bromomethane	ND	ug/kg	558	279	1	04/29/14 10:12	04/29/14 19:24	74-83-9	
2-Butanone (MEK)	ND	ug/kg	279	139	1	04/29/14 10:12	04/29/14 19:24	78-93-3	
n-Butylbenzene	ND	ug/kg	55.8	22.3	1	04/29/14 10:12	04/29/14 19:24	104-51-8	
sec-Butylbenzene	ND	ug/kg	55.8	22.3	1	04/29/14 10:12	04/29/14 19:24	135-98-8	
tert-Butylbenzene	ND	ug/kg	55.8	22.3	1	04/29/14 10:12	04/29/14 19:24	98-06-6	
Carbon tetrachloride	ND	ug/kg	55.8	5.6	1	04/29/14 10:12	04/29/14 19:24	56-23-5	
Chlorobenzene	ND	ug/kg	55.8	4.1	1	04/29/14 10:12	04/29/14 19:24	108-90-7	
Chloroethane	ND	ug/kg	558	13.9	1	04/29/14 10:12	04/29/14 19:24	75-00-3	
Chloroform	ND	ug/kg	55.8	8.5	1	04/29/14 10:12	04/29/14 19:24	67-66-3	
Chloromethane	ND	ug/kg	223	17.0	1	04/29/14 10:12	04/29/14 19:24	74-87-3	
2-Chlorotoluene	ND	ug/kg	55.8	27.9	1	04/29/14 10:12	04/29/14 19:24	95-49-8	
4-Chlorotoluene	ND	ug/kg	55.8	27.9	1	04/29/14 10:12	04/29/14 19:24	106-43-4	
1,2-Dibromo-3-chloropropane	ND	ug/kg	558	81.4	1	04/29/14 10:12	04/29/14 19:24	96-12-8	
Dibromochloromethane	ND	ug/kg	55.8	7.1	1	04/29/14 10:12	04/29/14 19:24	124-48-1	
1,2-Dibromoethane (EDB)	ND	ug/kg	55.8	6.0	1	04/29/14 10:12	04/29/14 19:24	106-93-4	
Dibromomethane	ND	ug/kg	55.8	8.7	1	04/29/14 10:12	04/29/14 19:24	74-95-3	
1,2-Dichlorobenzene	ND	ug/kg	55.8	27.9	1	04/29/14 10:12	04/29/14 19:24	95-50-1	
1,3-Dichlorobenzene	ND	ug/kg	55.8	27.9	1	04/29/14 10:12	04/29/14 19:24	541-73-1	
1,4-Dichlorobenzene	ND	ug/kg	55.8	27.9	1	04/29/14 10:12	04/29/14 19:24	106-46-7	
Dichlorodifluoromethane	ND	ug/kg	55.8	17.0	1	04/29/14 10:12	04/29/14 19:24	75-71-8	
1,1-Dichloroethane	ND	ug/kg	55.8	4.6	1	04/29/14 10:12	04/29/14 19:24	75-34-3	
1,2-Dichloroethane	ND	ug/kg	55.8	7.5	1	04/29/14 10:12	04/29/14 19:24	107-06-2	
1,1-Dichloroethene	ND	ug/kg	55.8	7.9	1	04/29/14 10:12	04/29/14 19:24	75-35-4	
cis-1,2-Dichloroethene	ND	ug/kg	55.8	9.1	1	04/29/14 10:12	04/29/14 19:24	156-59-2	
trans-1,2-Dichloroethene	ND	ug/kg	55.8	6.8	1	04/29/14 10:12	04/29/14 19:24	156-60-5	
Dichlorofluoromethane	ND	ug/kg	558	45.7	1	04/29/14 10:12	04/29/14 19:24	75-43-4	
1,2-Dichloropropane	ND	ug/kg	55.8	6.6	1	04/29/14 10:12	04/29/14 19:24	78-87-5	
1,3-Dichloropropane	ND	ug/kg	55.8	27.9	1	04/29/14 10:12	04/29/14 19:24	142-28-9	
2,2-Dichloropropane	ND	ug/kg	223	55.0	1	04/29/14 10:12	04/29/14 19:24	594-20-7	
1,1-Dichloropropene	ND	ug/kg	55.8	7.1	1	04/29/14 10:12	04/29/14 19:24	563-58-6	
cis-1,3-Dichloropropene	ND	ug/kg	55.8	4.4	1	04/29/14 10:12	04/29/14 19:24	10061-01-5	
trans-1,3-Dichloropropene	ND	ug/kg	55.8	5.5	1	04/29/14 10:12	04/29/14 19:24	10061-02-6	
Diethyl ether (Ethyl ether)	ND	ug/kg	223	12.5	1	04/29/14 10:12	04/29/14 19:24	60-29-7	
Ethylbenzene	ND	ug/kg	55.8	22.3	1	04/29/14 10:12	04/29/14 19:24	100-41-4	
Hexachloro-1,3-butadiene	ND	ug/kg	279	139	1	04/29/14 10:12	04/29/14 19:24	87-68-3	

REPORT OF LABORATORY ANALYSIS

This report shall not be reproduced, except in full,
without the written consent of Pace Analytical Services, Inc..

Pace Analytical Services, Inc.
1700 Elm Street - Suite 200
Minneapolis, MN 55414
(612)607-1700

ANALYTICAL RESULTS

Project: 60317420 St.Louis Park Inc
Pace Project No.: 10264939

Sample: B4-S-N-48 **Lab ID: 10264939003** Collected: 04/16/14 10:15 Received: 04/25/14 12:00 Matrix: Solid

Results reported on a "dry-weight" basis

Parameters	Results	Units	Report Limit	MDL	DF	Prepared	Analyzed	CAS No.	Qual
8260 MSV 5030 Med Level	Analytical Method: EPA 8260 Preparation Method: EPA 5035/5030B								
Isopropylbenzene (Cumene)	ND	ug/kg	55.8	27.9	1	04/29/14 10:12	04/29/14 19:24	98-82-8	
p-Isopropyltoluene	ND	ug/kg	55.8	22.3	1	04/29/14 10:12	04/29/14 19:24	99-87-6	
Methylene Chloride	ND	ug/kg	223	112	1	04/29/14 10:12	04/29/14 19:24	75-09-2	
4-Methyl-2-pentanone (MIBK)	ND	ug/kg	279	139	1	04/29/14 10:12	04/29/14 19:24	108-10-1	
Methyl-tert-butyl ether	ND	ug/kg	55.8	27.9	1	04/29/14 10:12	04/29/14 19:24	1634-04-4	
Naphthalene	ND	ug/kg	223	112	1	04/29/14 10:12	04/29/14 19:24	91-20-3	
n-Propylbenzene	ND	ug/kg	55.8	22.3	1	04/29/14 10:12	04/29/14 19:24	103-65-1	
Styrene	ND	ug/kg	55.8	4.5	1	04/29/14 10:12	04/29/14 19:24	100-42-5	
1,1,1,2-Tetrachloroethane	ND	ug/kg	55.8	27.9	1	04/29/14 10:12	04/29/14 19:24	630-20-6	
1,1,2,2-Tetrachloroethane	ND	ug/kg	55.8	7.2	1	04/29/14 10:12	04/29/14 19:24	79-34-5	
Tetrachloroethene	**57.5**	ug/kg	55.8	7.3	1	04/29/14 10:12	04/29/14 19:24	127-18-4	
Tetrahydrofuran	ND	ug/kg	2230	67.3	1	04/29/14 10:12	04/29/14 19:24	109-99-9	
Toluene	ND	ug/kg	55.8	22.3	1	04/29/14 10:12	04/29/14 19:24	108-88-3	
1,2,3-Trichlorobenzene	ND	ug/kg	55.8	22.3	1	04/29/14 10:12	04/29/14 19:24	87-61-6	
1,2,4-Trichlorobenzene	ND	ug/kg	55.8	22.3	1	04/29/14 10:12	04/29/14 19:24	120-82-1	
1,1,1-Trichloroethane	ND	ug/kg	55.8	3.7	1	04/29/14 10:12	04/29/14 19:24	71-55-6	
1,1,2-Trichloroethane	ND	ug/kg	55.8	5.0	1	04/29/14 10:12	04/29/14 19:24	79-00-5	
Trichloroethene	ND	ug/kg	55.8	8.5	1	04/29/14 10:12	04/29/14 19:24	79-01-6	
Trichlorofluoromethane	ND	ug/kg	223	10.3	1	04/29/14 10:12	04/29/14 19:24	75-69-4	
1,2,3-Trichloropropane	ND	ug/kg	223	16.4	1	04/29/14 10:12	04/29/14 19:24	96-18-4	
1,1,2-Trichlorotrifluoroethane	ND	ug/kg	55.8	27.9	1	04/29/14 10:12	04/29/14 19:24	76-13-1	
1,2,4-Trimethylbenzene	ND	ug/kg	55.8	27.9	1	04/29/14 10:12	04/29/14 19:24	95-63-6	
1,3,5-Trimethylbenzene	ND	ug/kg	55.8	27.9	1	04/29/14 10:12	04/29/14 19:24	108-67-8	
Vinyl chloride	ND	ug/kg	55.8	8.9	1	04/29/14 10:12	04/29/14 19:24	75-01-4	
Xylene (Total)	ND	ug/kg	167	66.9	1	04/29/14 10:12	04/29/14 19:24	1330-20-7	
Surrogates									
1,2-Dichloroethane-d4 (S)	110	%.	74-125		1	04/29/14 10:12	04/29/14 19:24	17060-07-0	
Toluene-d8 (S)	105	%.	75-125		1	04/29/14 10:12	04/29/14 19:24	2037-26-5	
4-Bromofluorobenzene (S)	104	%.	75-125		1	04/29/14 10:12	04/29/14 19:24	460-00-4	

REPORT OF LABORATORY ANALYSIS

This report shall not be reproduced, except in full,
without the written consent of Pace Analytical Services, Inc..

Pace Analytical Services, Inc.
1700 Elm Street - Suite 200
Minneapolis, MN 55414
(612)607-1700

ANALYTICAL RESULTS

Project: 60317420 St.Louis Park Inc
Pace Project No.: 10264939

Sample: B6-S-N-4 **Lab ID: 10264939004** Collected: 04/16/14 13:15 Received: 04/25/14 12:00 Matrix: Solid

Results reported on a "dry-weight" basis

Parameters	Results	Units	Report Limit	MDL	DF	Prepared	Analyzed	CAS No.	Qual
Dry Weight	Analytical Method: ASTM D2974								
Percent Moisture	**5.0**	%	0.10	0.10	1		05/01/14 00:00		
8260 MSV 5030 Med Level	Analytical Method: EPA 8260 Preparation Method: EPA 5035/5030B								
Acetone	ND	ug/kg	1050	526	1	04/29/14 10:12	04/29/14 19:41	67-64-1	
Allyl chloride	ND	ug/kg	211	9.3	1	04/29/14 10:12	04/29/14 19:41	107-05-1	
Benzene	ND	ug/kg	21.1	10.5	1	04/29/14 10:12	04/29/14 19:41	71-43-2	
Bromobenzene	ND	ug/kg	52.6	6.2	1	04/29/14 10:12	04/29/14 19:41	108-86-1	
Bromochloromethane	ND	ug/kg	52.6	10.7	1	04/29/14 10:12	04/29/14 19:41	74-97-5	
Bromodichloromethane	ND	ug/kg	52.6	6.7	1	04/29/14 10:12	04/29/14 19:41	75-27-4	
Bromoform	ND	ug/kg	211	105	1	04/29/14 10:12	04/29/14 19:41	75-25-2	
Bromomethane	ND	ug/kg	526	263	1	04/29/14 10:12	04/29/14 19:41	74-83-9	
2-Butanone (MEK)	ND	ug/kg	263	132	1	04/29/14 10:12	04/29/14 19:41	78-93-3	
n-Butylbenzene	ND	ug/kg	52.6	21.1	1	04/29/14 10:12	04/29/14 19:41	104-51-8	
sec-Butylbenzene	ND	ug/kg	52.6	21.1	1	04/29/14 10:12	04/29/14 19:41	135-98-8	
tert-Butylbenzene	ND	ug/kg	52.6	21.1	1	04/29/14 10:12	04/29/14 19:41	98-06-6	
Carbon tetrachloride	ND	ug/kg	52.6	5.3	1	04/29/14 10:12	04/29/14 19:41	56-23-5	
Chlorobenzene	ND	ug/kg	52.6	3.9	1	04/29/14 10:12	04/29/14 19:41	108-90-7	
Chloroethane	ND	ug/kg	526	13.2	1	04/29/14 10:12	04/29/14 19:41	75-00-3	
Chloroform	ND	ug/kg	52.6	8.0	1	04/29/14 10:12	04/29/14 19:41	67-66-3	
Chloromethane	ND	ug/kg	211	16.0	1	04/29/14 10:12	04/29/14 19:41	74-87-3	
2-Chlorotoluene	ND	ug/kg	52.6	26.3	1	04/29/14 10:12	04/29/14 19:41	95-49-8	
4-Chlorotoluene	ND	ug/kg	52.6	26.3	1	04/29/14 10:12	04/29/14 19:41	106-43-4	
1,2-Dibromo-3-chloropropane	ND	ug/kg	526	76.8	1	04/29/14 10:12	04/29/14 19:41	96-12-8	
Dibromochloromethane	ND	ug/kg	52.6	6.7	1	04/29/14 10:12	04/29/14 19:41	124-48-1	
1,2-Dibromoethane (EDB)	ND	ug/kg	52.6	5.7	1	04/29/14 10:12	04/29/14 19:41	106-93-4	
Dibromomethane	ND	ug/kg	52.6	8.2	1	04/29/14 10:12	04/29/14 19:41	74-95-3	
1,2-Dichlorobenzene	ND	ug/kg	52.6	26.3	1	04/29/14 10:12	04/29/14 19:41	95-50-1	
1,3-Dichlorobenzene	ND	ug/kg	52.6	26.3	1	04/29/14 10:12	04/29/14 19:41	541-73-1	
1,4-Dichlorobenzene	ND	ug/kg	52.6	26.3	1	04/29/14 10:12	04/29/14 19:41	106-46-7	
Dichlorodifluoromethane	ND	ug/kg	52.6	16.0	1	04/29/14 10:12	04/29/14 19:41	75-71-8	
1,1-Dichloroethane	ND	ug/kg	52.6	4.3	1	04/29/14 10:12	04/29/14 19:41	75-34-3	
1,2-Dichloroethane	ND	ug/kg	52.6	7.1	1	04/29/14 10:12	04/29/14 19:41	107-06-2	
1,1-Dichloroethene	ND	ug/kg	52.6	7.5	1	04/29/14 10:12	04/29/14 19:41	75-35-4	
cis-1,2-Dichloroethene	ND	ug/kg	52.6	8.6	1	04/29/14 10:12	04/29/14 19:41	156-59-2	
trans-1,2-Dichloroethene	ND	ug/kg	52.6	6.4	1	04/29/14 10:12	04/29/14 19:41	156-60-5	
Dichlorofluoromethane	ND	ug/kg	526	43.2	1	04/29/14 10:12	04/29/14 19:41	75-43-4	
1,2-Dichloropropane	ND	ug/kg	52.6	6.2	1	04/29/14 10:12	04/29/14 19:41	78-87-5	
1,3-Dichloropropane	ND	ug/kg	52.6	26.3	1	04/29/14 10:12	04/29/14 19:41	142-28-9	
2,2-Dichloropropane	ND	ug/kg	211	51.9	1	04/29/14 10:12	04/29/14 19:41	594-20-7	
1,1-Dichloropropene	ND	ug/kg	52.6	6.7	1	04/29/14 10:12	04/29/14 19:41	563-58-6	
cis-1,3-Dichloropropene	ND	ug/kg	52.6	4.1	1	04/29/14 10:12	04/29/14 19:41	10061-01-5	
trans-1,3-Dichloropropene	ND	ug/kg	52.6	5.2	1	04/29/14 10:12	04/29/14 19:41	10061-02-6	
Diethyl ether (Ethyl ether)	ND	ug/kg	211	11.8	1	04/29/14 10:12	04/29/14 19:41	60-29-7	
Ethylbenzene	ND	ug/kg	52.6	21.1	1	04/29/14 10:12	04/29/14 19:41	100-41-4	
Hexachloro-1,3-butadiene	ND	ug/kg	263	132	1	04/29/14 10:12	04/29/14 19:41	87-68-3	

REPORT OF LABORATORY ANALYSIS

This report shall not be reproduced, except in full,
without the written consent of Pace Analytical Services, Inc..

Pace Analytical Services, Inc.
1700 Elm Street - Suite 200
Minneapolis, MN 55414
(612)607-1700

ANALYTICAL RESULTS

Project: 60317420 St.Louis Park Inc
Pace Project No.: 10264939

Sample: B6-S-N-4 **Lab ID: 10264939004** Collected: 04/16/14 13:15 Received: 04/25/14 12:00 Matrix: Solid

Results reported on a "dry-weight" basis

Parameters	Results	Units	Report Limit	MDL	DF	Prepared	Analyzed	CAS No.	Qual
8260 MSV 5030 Med Level	Analytical Method: EPA 8260 Preparation Method: EPA 5035/5030B								
Isopropylbenzene (Cumene)	ND	ug/kg	52.6	26.3	1	04/29/14 10:12	04/29/14 19:41	98-82-8	
p-Isopropyltoluene	ND	ug/kg	52.6	21.1	1	04/29/14 10:12	04/29/14 19:41	99-87-6	
Methylene Chloride	ND	ug/kg	211	105	1	04/29/14 10:12	04/29/14 19:41	75-09-2	
4-Methyl-2-pentanone (MIBK)	ND	ug/kg	263	132	1	04/29/14 10:12	04/29/14 19:41	108-10-1	
Methyl-tert-butyl ether	ND	ug/kg	52.6	26.3	1	04/29/14 10:12	04/29/14 19:41	1634-04-4	
Naphthalene	ND	ug/kg	211	105	1	04/29/14 10:12	04/29/14 19:41	91-20-3	
n-Propylbenzene	ND	ug/kg	52.6	21.1	1	04/29/14 10:12	04/29/14 19:41	103-65-1	
Styrene	ND	ug/kg	52.6	4.3	1	04/29/14 10:12	04/29/14 19:41	100-42-5	
1,1,1,2-Tetrachloroethane	ND	ug/kg	52.6	26.3	1	04/29/14 10:12	04/29/14 19:41	630-20-6	
1,1,2,2-Tetrachloroethane	ND	ug/kg	52.6	6.8	1	04/29/14 10:12	04/29/14 19:41	79-34-5	
Tetrachloroethene	ND	ug/kg	52.6	6.9	1	04/29/14 10:12	04/29/14 19:41	127-18-4	
Tetrahydrofuran	ND	ug/kg	2110	63.5	1	04/29/14 10:12	04/29/14 19:41	109-99-9	
Toluene	ND	ug/kg	52.6	21.1	1	04/29/14 10:12	04/29/14 19:41	108-88-3	
1,2,3-Trichlorobenzene	ND	ug/kg	52.6	21.1	1	04/29/14 10:12	04/29/14 19:41	87-61-6	
1,2,4-Trichlorobenzene	ND	ug/kg	52.6	21.1	1	04/29/14 10:12	04/29/14 19:41	120-82-1	
1,1,1-Trichloroethane	ND	ug/kg	52.6	3.5	1	04/29/14 10:12	04/29/14 19:41	71-55-6	
1,1,2-Trichloroethane	ND	ug/kg	52.6	4.7	1	04/29/14 10:12	04/29/14 19:41	79-00-5	
Trichloroethene	ND	ug/kg	52.6	8.0	1	04/29/14 10:12	04/29/14 19:41	79-01-6	
Trichlorofluoromethane	ND	ug/kg	211	9.7	1	04/29/14 10:12	04/29/14 19:41	75-69-4	
1,2,3-Trichloropropane	ND	ug/kg	211	15.5	1	04/29/14 10:12	04/29/14 19:41	96-18-4	
1,1,2-Trichlorotrifluoroethane	ND	ug/kg	52.6	26.3	1	04/29/14 10:12	04/29/14 19:41	76-13-1	
1,2,4-Trimethylbenzene	ND	ug/kg	52.6	26.3	1	04/29/14 10:12	04/29/14 19:41	95-63-6	
1,3,5-Trimethylbenzene	ND	ug/kg	52.6	26.3	1	04/29/14 10:12	04/29/14 19:41	108-67-8	
Vinyl chloride	ND	ug/kg	52.6	8.4	1	04/29/14 10:12	04/29/14 19:41	75-01-4	
Xylene (Total)	ND	ug/kg	158	63.2	1	04/29/14 10:12	04/29/14 19:41	1330-20-7	
Surrogates									
1,2-Dichloroethane-d4 (S)	112	%.	74-125		1	04/29/14 10:12	04/29/14 19:41	17060-07-0	
Toluene-d8 (S)	106	%.	75-125		1	04/29/14 10:12	04/29/14 19:41	2037-26-5	
4-Bromofluorobenzene (S)	105	%.	75-125		1	04/29/14 10:12	04/29/14 19:41	460-00-4	

REPORT OF LABORATORY ANALYSIS

This report shall not be reproduced, except in full,
without the written consent of Pace Analytical Services, Inc..

Pace Analytical Services, Inc.
1700 Elm Street - Suite 200
Minneapolis, MN 55414
(612)607-1700

ANALYTICAL RESULTS

Project: 60317420 St.Louis Park Inc
Pace Project No.: 10264939

Sample: B6-S-N-48 **Lab ID: 10264939005** Collected: 04/16/14 13:20 Received: 04/25/14 12:00 Matrix: Solid

Results reported on a "dry-weight" basis

Parameters	Results	Units	Report Limit	MDL	DF	Prepared	Analyzed	CAS No.	Qual
Dry Weight	Analytical Method: ASTM D2974								
Percent Moisture	**11.9**	%	0.10	0.10	1		05/01/14 00:00		
8260 MSV 5030 Med Level	Analytical Method: EPA 8260 Preparation Method: EPA 5035/5030B								
Acetone	ND	ug/kg	1150	573	1	04/29/14 10:12	04/29/14 19:58	67-64-1	
Allyl chloride	ND	ug/kg	229	10.1	1	04/29/14 10:12	04/29/14 19:58	107-05-1	
Benzene	ND	ug/kg	22.9	11.5	1	04/29/14 10:12	04/29/14 19:58	71-43-2	
Bromobenzene	ND	ug/kg	57.3	6.7	1	04/29/14 10:12	04/29/14 19:58	108-86-1	
Bromochloromethane	ND	ug/kg	57.3	11.7	1	04/29/14 10:12	04/29/14 19:58	74-97-5	
Bromodichloromethane	ND	ug/kg	57.3	7.3	1	04/29/14 10:12	04/29/14 19:58	75-27-4	
Bromoform	ND	ug/kg	229	115	1	04/29/14 10:12	04/29/14 19:58	75-25-2	
Bromomethane	ND	ug/kg	573	286	1	04/29/14 10:12	04/29/14 19:58	74-83-9	
2-Butanone (MEK)	ND	ug/kg	286	143	1	04/29/14 10:12	04/29/14 19:58	78-93-3	
n-Butylbenzene	ND	ug/kg	57.3	22.9	1	04/29/14 10:12	04/29/14 19:58	104-51-8	
sec-Butylbenzene	ND	ug/kg	57.3	22.9	1	04/29/14 10:12	04/29/14 19:58	135-98-8	
tert-Butylbenzene	ND	ug/kg	57.3	22.9	1	04/29/14 10:12	04/29/14 19:58	98-06-6	
Carbon tetrachloride	ND	ug/kg	57.3	5.7	1	04/29/14 10:12	04/29/14 19:58	56-23-5	
Chlorobenzene	ND	ug/kg	57.3	4.2	1	04/29/14 10:12	04/29/14 19:58	108-90-7	
Chloroethane	ND	ug/kg	573	14.3	1	04/29/14 10:12	04/29/14 19:58	75-00-3	
Chloroform	ND	ug/kg	57.3	8.7	1	04/29/14 10:12	04/29/14 19:58	67-66-3	
Chloromethane	ND	ug/kg	229	17.4	1	04/29/14 10:12	04/29/14 19:58	74-87-3	
2-Chlorotoluene	ND	ug/kg	57.3	28.6	1	04/29/14 10:12	04/29/14 19:58	95-49-8	
4-Chlorotoluene	ND	ug/kg	57.3	28.6	1	04/29/14 10:12	04/29/14 19:58	106-43-4	
1,2-Dibromo-3-chloropropane	ND	ug/kg	573	83.6	1	04/29/14 10:12	04/29/14 19:58	96-12-8	
Dibromochloromethane	ND	ug/kg	57.3	7.3	1	04/29/14 10:12	04/29/14 19:58	124-48-1	
1,2-Dibromoethane (EDB)	ND	ug/kg	57.3	6.2	1	04/29/14 10:12	04/29/14 19:58	106-93-4	
Dibromomethane	ND	ug/kg	57.3	8.9	1	04/29/14 10:12	04/29/14 19:58	74-95-3	
1,2-Dichlorobenzene	ND	ug/kg	57.3	28.6	1	04/29/14 10:12	04/29/14 19:58	95-50-1	
1,3-Dichlorobenzene	ND	ug/kg	57.3	28.6	1	04/29/14 10:12	04/29/14 19:58	541-73-1	
1,4-Dichlorobenzene	ND	ug/kg	57.3	28.6	1	04/29/14 10:12	04/29/14 19:58	106-46-7	
Dichlorodifluoromethane	ND	ug/kg	57.3	17.4	1	04/29/14 10:12	04/29/14 19:58	75-71-8	
1,1-Dichloroethane	ND	ug/kg	57.3	4.7	1	04/29/14 10:12	04/29/14 19:58	75-34-3	
1,2-Dichloroethane	ND	ug/kg	57.3	7.7	1	04/29/14 10:12	04/29/14 19:58	107-06-2	
1,1-Dichloroethene	ND	ug/kg	57.3	8.1	1	04/29/14 10:12	04/29/14 19:58	75-35-4	
cis-1,2-Dichloroethene	ND	ug/kg	57.3	9.4	1	04/29/14 10:12	04/29/14 19:58	156-59-2	
trans-1,2-Dichloroethene	ND	ug/kg	57.3	7.0	1	04/29/14 10:12	04/29/14 19:58	156-60-5	
Dichlorofluoromethane	ND	ug/kg	573	46.9	1	04/29/14 10:12	04/29/14 19:58	75-43-4	
1,2-Dichloropropane	ND	ug/kg	57.3	6.8	1	04/29/14 10:12	04/29/14 19:58	78-87-5	
1,3-Dichloropropane	ND	ug/kg	57.3	28.6	1	04/29/14 10:12	04/29/14 19:58	142-28-9	
2,2-Dichloropropane	ND	ug/kg	229	56.5	1	04/29/14 10:12	04/29/14 19:58	594-20-7	
1,1-Dichloropropene	ND	ug/kg	57.3	7.3	1	04/29/14 10:12	04/29/14 19:58	563-58-6	
cis-1,3-Dichloropropene	ND	ug/kg	57.3	4.5	1	04/29/14 10:12	04/29/14 19:58	10061-01-5	
trans-1,3-Dichloropropene	ND	ug/kg	57.3	5.6	1	04/29/14 10:12	04/29/14 19:58	10061-02-6	
Diethyl ether (Ethyl ether)	ND	ug/kg	229	12.8	1	04/29/14 10:12	04/29/14 19:58	60-29-7	
Ethylbenzene	ND	ug/kg	57.3	22.9	1	04/29/14 10:12	04/29/14 19:58	100-41-4	
Hexachloro-1,3-butadiene	ND	ug/kg	286	143	1	04/29/14 10:12	04/29/14 19:58	87-68-3	

REPORT OF LABORATORY ANALYSIS

This report shall not be reproduced, except in full,
without the written consent of Pace Analytical Services, Inc..

Pace Analytical Services, Inc.
1700 Elm Street - Suite 200
Minneapolis, MN 55414
(612)607-1700

ANALYTICAL RESULTS

Project: 60317420 St.Louis Park Inc
Pace Project No.: 10264939

Sample: B6-S-N-48 **Lab ID: 10264939005** Collected: 04/16/14 13:20 Received: 04/25/14 12:00 Matrix: Solid

Results reported on a "dry-weight" basis

Parameters	Results	Units	Report Limit	MDL	DF	Prepared	Analyzed	CAS No.	Qual
8260 MSV 5030 Med Level	Analytical Method: EPA 8260 Preparation Method: EPA 5035/5030B								
Isopropylbenzene (Cumene)	ND	ug/kg	57.3	28.6	1	04/29/14 10:12	04/29/14 19:58	98-82-8	
p-Isopropyltoluene	ND	ug/kg	57.3	22.9	1	04/29/14 10:12	04/29/14 19:58	99-87-6	
Methylene Chloride	ND	ug/kg	229	115	1	04/29/14 10:12	04/29/14 19:58	75-09-2	
4-Methyl-2-pentanone (MIBK)	ND	ug/kg	286	143	1	04/29/14 10:12	04/29/14 19:58	108-10-1	
Methyl-tert-butyl ether	ND	ug/kg	57.3	28.6	1	04/29/14 10:12	04/29/14 19:58	1634-04-4	
Naphthalene	ND	ug/kg	229	115	1	04/29/14 10:12	04/29/14 19:58	91-20-3	
n-Propylbenzene	ND	ug/kg	57.3	22.9	1	04/29/14 10:12	04/29/14 19:58	103-65-1	
Styrene	ND	ug/kg	57.3	4.7	1	04/29/14 10:12	04/29/14 19:58	100-42-5	
1,1,1,2-Tetrachloroethane	ND	ug/kg	57.3	28.6	1	04/29/14 10:12	04/29/14 19:58	630-20-6	
1,1,2,2-Tetrachloroethane	ND	ug/kg	57.3	7.4	1	04/29/14 10:12	04/29/14 19:58	79-34-5	
Tetrachloroethene	ND	ug/kg	57.3	7.5	1	04/29/14 10:12	04/29/14 19:58	127-18-4	
Tetrahydrofuran	ND	ug/kg	2290	69.1	1	04/29/14 10:12	04/29/14 19:58	109-99-9	
Toluene	ND	ug/kg	57.3	22.9	1	04/29/14 10:12	04/29/14 19:58	108-88-3	
1,2,3-Trichlorobenzene	ND	ug/kg	57.3	22.9	1	04/29/14 10:12	04/29/14 19:58	87-61-6	
1,2,4-Trichlorobenzene	ND	ug/kg	57.3	22.9	1	04/29/14 10:12	04/29/14 19:58	120-82-1	
1,1,1-Trichloroethane	ND	ug/kg	57.3	3.8	1	04/29/14 10:12	04/29/14 19:58	71-55-6	
1,1,2-Trichloroethane	ND	ug/kg	57.3	5.1	1	04/29/14 10:12	04/29/14 19:58	79-00-5	
Trichloroethene	ND	ug/kg	57.3	8.7	1	04/29/14 10:12	04/29/14 19:58	79-01-6	
Trichlorofluoromethane	ND	ug/kg	229	10.5	1	04/29/14 10:12	04/29/14 19:58	75-69-4	
1,2,3-Trichloropropane	ND	ug/kg	229	16.8	1	04/29/14 10:12	04/29/14 19:58	96-18-4	
1,1,2-Trichlorotrifluoroethane	ND	ug/kg	57.3	28.6	1	04/29/14 10:12	04/29/14 19:58	76-13-1	
1,2,4-Trimethylbenzene	ND	ug/kg	57.3	28.6	1	04/29/14 10:12	04/29/14 19:58	95-63-6	
1,3,5-Trimethylbenzene	ND	ug/kg	57.3	28.6	1	04/29/14 10:12	04/29/14 19:58	108-67-8	
Vinyl chloride	ND	ug/kg	57.3	9.2	1	04/29/14 10:12	04/29/14 19:58	75-01-4	
Xylene (Total)	ND	ug/kg	172	68.7	1	04/29/14 10:12	04/29/14 19:58	1330-20-7	
Surrogates									
1,2-Dichloroethane-d4 (S)	110	%.	74-125		1	04/29/14 10:12	04/29/14 19:58	17060-07-0	
Toluene-d8 (S)	106	%.	75-125		1	04/29/14 10:12	04/29/14 19:58	2037-26-5	
4-Bromofluorobenzene (S)	105	%.	75-125		1	04/29/14 10:12	04/29/14 19:58	460-00-4	

REPORT OF LABORATORY ANALYSIS

This report shall not be reproduced, except in full,
without the written consent of Pace Analytical Services, Inc..

Pace Analytical Services, Inc.
1700 Elm Street - Suite 200
Minneapolis, MN 55414
(612)607-1700

ANALYTICAL RESULTS

Project: 60317420 St.Louis Park Inc
Pace Project No.: 10264939

Sample: B5-S-N-56 **Lab ID: 10264939006** Collected: 04/17/14 11:45 Received: 04/25/14 12:00 Matrix: Solid

Results reported on a "dry-weight" basis

Parameters	Results	Units	Report Limit	MDL	DF	Prepared	Analyzed	CAS No.	Qual
Dry Weight	Analytical Method: ASTM D2974								
Percent Moisture	**20.1**	%	0.10	0.10	1		05/01/14 00:00		
8260 MSV 5030 Med Level	Analytical Method: EPA 8260 Preparation Method: EPA 5035/5030B								
Acetone	ND	ug/kg	1270	634	1	04/29/14 10:12	04/29/14 20:16	67-64-1	
Allyl chloride	ND	ug/kg	254	11.2	1	04/29/14 10:12	04/29/14 20:16	107-05-1	
Benzene	ND	ug/kg	25.4	12.7	1	04/29/14 10:12	04/29/14 20:16	71-43-2	
Bromobenzene	ND	ug/kg	63.4	7.4	1	04/29/14 10:12	04/29/14 20:16	108-86-1	
Bromochloromethane	ND	ug/kg	63.4	12.9	1	04/29/14 10:12	04/29/14 20:16	74-97-5	
Bromodichloromethane	ND	ug/kg	63.4	8.1	1	04/29/14 10:12	04/29/14 20:16	75-27-4	
Bromoform	ND	ug/kg	254	127	1	04/29/14 10:12	04/29/14 20:16	75-25-2	
Bromomethane	ND	ug/kg	634	317	1	04/29/14 10:12	04/29/14 20:16	74-83-9	
2-Butanone (MEK)	ND	ug/kg	317	159	1	04/29/14 10:12	04/29/14 20:16	78-93-3	
n-Butylbenzene	ND	ug/kg	63.4	25.4	1	04/29/14 10:12	04/29/14 20:16	104-51-8	
sec-Butylbenzene	ND	ug/kg	63.4	25.4	1	04/29/14 10:12	04/29/14 20:16	135-98-8	
tert-Butylbenzene	ND	ug/kg	63.4	25.4	1	04/29/14 10:12	04/29/14 20:16	98-06-6	
Carbon tetrachloride	ND	ug/kg	63.4	6.3	1	04/29/14 10:12	04/29/14 20:16	56-23-5	
Chlorobenzene	ND	ug/kg	63.4	4.7	1	04/29/14 10:12	04/29/14 20:16	108-90-7	
Chloroethane	ND	ug/kg	634	15.9	1	04/29/14 10:12	04/29/14 20:16	75-00-3	
Chloroform	ND	ug/kg	63.4	9.7	1	04/29/14 10:12	04/29/14 20:16	67-66-3	
Chloromethane	ND	ug/kg	254	19.3	1	04/29/14 10:12	04/29/14 20:16	74-87-3	
2-Chlorotoluene	ND	ug/kg	63.4	31.7	1	04/29/14 10:12	04/29/14 20:16	95-49-8	
4-Chlorotoluene	ND	ug/kg	63.4	31.7	1	04/29/14 10:12	04/29/14 20:16	106-43-4	
1,2-Dibromo-3-chloropropane	ND	ug/kg	634	92.6	1	04/29/14 10:12	04/29/14 20:16	96-12-8	
Dibromochloromethane	ND	ug/kg	63.4	8.1	1	04/29/14 10:12	04/29/14 20:16	124-48-1	
1,2-Dibromoethane (EDB)	ND	ug/kg	63.4	6.9	1	04/29/14 10:12	04/29/14 20:16	106-93-4	
Dibromomethane	ND	ug/kg	63.4	9.9	1	04/29/14 10:12	04/29/14 20:16	74-95-3	
1,2-Dichlorobenzene	ND	ug/kg	63.4	31.7	1	04/29/14 10:12	04/29/14 20:16	95-50-1	
1,3-Dichlorobenzene	ND	ug/kg	63.4	31.7	1	04/29/14 10:12	04/29/14 20:16	541-73-1	
1,4-Dichlorobenzene	ND	ug/kg	63.4	31.7	1	04/29/14 10:12	04/29/14 20:16	106-46-7	
Dichlorodifluoromethane	ND	ug/kg	63.4	19.3	1	04/29/14 10:12	04/29/14 20:16	75-71-8	
1,1-Dichloroethane	ND	ug/kg	63.4	5.2	1	04/29/14 10:12	04/29/14 20:16	75-34-3	
1,2-Dichloroethane	ND	ug/kg	63.4	8.5	1	04/29/14 10:12	04/29/14 20:16	107-06-2	
1,1-Dichloroethene	ND	ug/kg	63.4	9.0	1	04/29/14 10:12	04/29/14 20:16	75-35-4	
cis-1,2-Dichloroethene	ND	ug/kg	63.4	10.4	1	04/29/14 10:12	04/29/14 20:16	156-59-2	
trans-1,2-Dichloroethene	ND	ug/kg	63.4	7.7	1	04/29/14 10:12	04/29/14 20:16	156-60-5	
Dichlorofluoromethane	ND	ug/kg	634	52.0	1	04/29/14 10:12	04/29/14 20:16	75-43-4	
1,2-Dichloropropane	ND	ug/kg	63.4	7.5	1	04/29/14 10:12	04/29/14 20:16	78-87-5	
1,3-Dichloropropane	ND	ug/kg	63.4	31.7	1	04/29/14 10:12	04/29/14 20:16	142-28-9	
2,2-Dichloropropane	ND	ug/kg	254	62.6	1	04/29/14 10:12	04/29/14 20:16	594-20-7	
1,1-Dichloropropene	ND	ug/kg	63.4	8.1	1	04/29/14 10:12	04/29/14 20:16	563-58-6	
cis-1,3-Dichloropropene	ND	ug/kg	63.4	5.0	1	04/29/14 10:12	04/29/14 20:16	10061-01-5	
trans-1,3-Dichloropropene	ND	ug/kg	63.4	6.3	1	04/29/14 10:12	04/29/14 20:16	10061-02-6	
Diethyl ether (Ethyl ether)	ND	ug/kg	254	14.2	1	04/29/14 10:12	04/29/14 20:16	60-29-7	
Ethylbenzene	ND	ug/kg	63.4	25.4	1	04/29/14 10:12	04/29/14 20:16	100-41-4	
Hexachloro-1,3-butadiene	ND	ug/kg	317	159	1	04/29/14 10:12	04/29/14 20:16	87-68-3	

REPORT OF LABORATORY ANALYSIS

This report shall not be reproduced, except in full,
without the written consent of Pace Analytical Services, Inc..

Pace Analytical Services, Inc.
1700 Elm Street - Suite 200
Minneapolis, MN 55414
(612)607-1700

ANALYTICAL RESULTS

Project: 60317420 St.Louis Park Inc
Pace Project No.: 10264939

Sample: B5-S-N-56 **Lab ID: 10264939006** Collected: 04/17/14 11:45 Received: 04/25/14 12:00 Matrix: Solid

Results reported on a "dry-weight" basis

Parameters	Results	Units	Report Limit	MDL	DF	Prepared	Analyzed	CAS No.	Qual
8260 MSV 5030 Med Level	Analytical Method: EPA 8260 Preparation Method: EPA 5035/5030B								
Isopropylbenzene (Cumene)	ND	ug/kg	63.4	31.7	1	04/29/14 10:12	04/29/14 20:16	98-82-8	
p-Isopropyltoluene	ND	ug/kg	63.4	25.4	1	04/29/14 10:12	04/29/14 20:16	99-87-6	
Methylene Chloride	ND	ug/kg	254	127	1	04/29/14 10:12	04/29/14 20:16	75-09-2	
4-Methyl-2-pentanone (MIBK)	ND	ug/kg	317	159	1	04/29/14 10:12	04/29/14 20:16	108-10-1	
Methyl-tert-butyl ether	ND	ug/kg	63.4	31.7	1	04/29/14 10:12	04/29/14 20:16	1634-04-4	
Naphthalene	ND	ug/kg	254	127	1	04/29/14 10:12	04/29/14 20:16	91-20-3	
n-Propylbenzene	ND	ug/kg	63.4	25.4	1	04/29/14 10:12	04/29/14 20:16	103-65-1	
Styrene	ND	ug/kg	63.4	5.2	1	04/29/14 10:12	04/29/14 20:16	100-42-5	
1,1,1,2-Tetrachloroethane	ND	ug/kg	63.4	31.7	1	04/29/14 10:12	04/29/14 20:16	630-20-6	
1,1,2,2-Tetrachloroethane	ND	ug/kg	63.4	8.2	1	04/29/14 10:12	04/29/14 20:16	79-34-5	
Tetrachloroethene	**9080**	ug/kg	63.4	8.4	1	04/29/14 10:12	04/29/14 20:16	127-18-4	
Tetrahydrofuran	ND	ug/kg	2540	76.5	1	04/29/14 10:12	04/29/14 20:16	109-99-9	
Toluene	ND	ug/kg	63.4	25.4	1	04/29/14 10:12	04/29/14 20:16	108-88-3	
1,2,3-Trichlorobenzene	ND	ug/kg	63.4	25.4	1	04/29/14 10:12	04/29/14 20:16	87-61-6	
1,2,4-Trichlorobenzene	ND	ug/kg	63.4	25.4	1	04/29/14 10:12	04/29/14 20:16	120-82-1	
1,1,1-Trichloroethane	ND	ug/kg	63.4	4.2	1	04/29/14 10:12	04/29/14 20:16	71-55-6	
1,1,2-Trichloroethane	ND	ug/kg	63.4	5.7	1	04/29/14 10:12	04/29/14 20:16	79-00-5	
Trichloroethene	ND	ug/kg	63.4	9.6	1	04/29/14 10:12	04/29/14 20:16	79-01-6	
Trichlorofluoromethane	ND	ug/kg	254	11.7	1	04/29/14 10:12	04/29/14 20:16	75-69-4	
1,2,3-Trichloropropane	ND	ug/kg	254	18.7	1	04/29/14 10:12	04/29/14 20:16	96-18-4	
1,1,2-Trichlorotrifluoroethane	ND	ug/kg	63.4	31.7	1	04/29/14 10:12	04/29/14 20:16	76-13-1	
1,2,4-Trimethylbenzene	ND	ug/kg	63.4	31.7	1	04/29/14 10:12	04/29/14 20:16	95-63-6	
1,3,5-Trimethylbenzene	ND	ug/kg	63.4	31.7	1	04/29/14 10:12	04/29/14 20:16	108-67-8	
Vinyl chloride	ND	ug/kg	63.4	10.2	1	04/29/14 10:12	04/29/14 20:16	75-01-4	
Xylene (Total)	ND	ug/kg	190	76.1	1	04/29/14 10:12	04/29/14 20:16	1330-20-7	
Surrogates									
1,2-Dichloroethane-d4 (S)	112	%.	74-125		1	04/29/14 10:12	04/29/14 20:16	17060-07-0	
Toluene-d8 (S)	105	%.	75-125		1	04/29/14 10:12	04/29/14 20:16	2037-26-5	
4-Bromofluorobenzene (S)	105	%.	75-125		1	04/29/14 10:12	04/29/14 20:16	460-00-4	

REPORT OF LABORATORY ANALYSIS

This report shall not be reproduced, except in full,
without the written consent of Pace Analytical Services, Inc..

Pace Analytical Services, Inc.
1700 Elm Street - Suite 200
Minneapolis, MN 55414
(612)607-1700

ANALYTICAL RESULTS

Project: 60317420 St.Louis Park Inc
Pace Project No.: 10264939

Sample: B5-S-N-45 **Lab ID: 10264939007** Collected: 04/17/14 12:00 Received: 04/25/14 12:00 Matrix: Solid

Results reported on a "dry-weight" basis

Parameters	Results	Units	Report Limit	MDL	DF	Prepared	Analyzed	CAS No.	Qual
Dry Weight	Analytical Method: ASTM D2974								
Percent Moisture	**17.3**	%	0.10	0.10	1		05/01/14 00:00		
8260 MSV 5030 Med Level	Analytical Method: EPA 8260 Preparation Method: EPA 5035/5030B								
Acetone	ND	ug/kg	1200	599	1	04/29/14 10:12	04/29/14 20:33	67-64-1	
Allyl chloride	ND	ug/kg	239	10.5	1	04/29/14 10:12	04/29/14 20:33	107-05-1	
Benzene	ND	ug/kg	23.9	12.0	1	04/29/14 10:12	04/29/14 20:33	71-43-2	
Bromobenzene	ND	ug/kg	59.9	7.0	1	04/29/14 10:12	04/29/14 20:33	108-86-1	
Bromochloromethane	ND	ug/kg	59.9	12.2	1	04/29/14 10:12	04/29/14 20:33	74-97-5	
Bromodichloromethane	ND	ug/kg	59.9	7.7	1	04/29/14 10:12	04/29/14 20:33	75-27-4	
Bromoform	ND	ug/kg	239	120	1	04/29/14 10:12	04/29/14 20:33	75-25-2	
Bromomethane	ND	ug/kg	599	299	1	04/29/14 10:12	04/29/14 20:33	74-83-9	
2-Butanone (MEK)	ND	ug/kg	299	150	1	04/29/14 10:12	04/29/14 20:33	78-93-3	
n-Butylbenzene	ND	ug/kg	59.9	23.9	1	04/29/14 10:12	04/29/14 20:33	104-51-8	
sec-Butylbenzene	ND	ug/kg	59.9	23.9	1	04/29/14 10:12	04/29/14 20:33	135-98-8	
tert-Butylbenzene	ND	ug/kg	59.9	23.9	1	04/29/14 10:12	04/29/14 20:33	98-06-6	
Carbon tetrachloride	ND	ug/kg	59.9	6.0	1	04/29/14 10:12	04/29/14 20:33	56-23-5	
Chlorobenzene	ND	ug/kg	59.9	4.4	1	04/29/14 10:12	04/29/14 20:33	108-90-7	
Chloroethane	ND	ug/kg	599	15.0	1	04/29/14 10:12	04/29/14 20:33	75-00-3	
Chloroform	ND	ug/kg	59.9	9.1	1	04/29/14 10:12	04/29/14 20:33	67-66-3	
Chloromethane	ND	ug/kg	239	18.2	1	04/29/14 10:12	04/29/14 20:33	74-87-3	
2-Chlorotoluene	ND	ug/kg	59.9	29.9	1	04/29/14 10:12	04/29/14 20:33	95-49-8	
4-Chlorotoluene	ND	ug/kg	59.9	29.9	1	04/29/14 10:12	04/29/14 20:33	106-43-4	
1,2-Dibromo-3-chloropropane	ND	ug/kg	599	87.4	1	04/29/14 10:12	04/29/14 20:33	96-12-8	
Dibromochloromethane	ND	ug/kg	59.9	7.7	1	04/29/14 10:12	04/29/14 20:33	124-48-1	
1,2-Dibromoethane (EDB)	ND	ug/kg	59.9	6.5	1	04/29/14 10:12	04/29/14 20:33	106-93-4	
Dibromomethane	ND	ug/kg	59.9	9.3	1	04/29/14 10:12	04/29/14 20:33	74-95-3	
1,2-Dichlorobenzene	ND	ug/kg	59.9	29.9	1	04/29/14 10:12	04/29/14 20:33	95-50-1	
1,3-Dichlorobenzene	ND	ug/kg	59.9	29.9	1	04/29/14 10:12	04/29/14 20:33	541-73-1	
1,4-Dichlorobenzene	ND	ug/kg	59.9	29.9	1	04/29/14 10:12	04/29/14 20:33	106-46-7	
Dichlorodifluoromethane	ND	ug/kg	59.9	18.2	1	04/29/14 10:12	04/29/14 20:33	75-71-8	
1,1-Dichloroethane	ND	ug/kg	59.9	4.9	1	04/29/14 10:12	04/29/14 20:33	75-34-3	
1,2-Dichloroethane	ND	ug/kg	59.9	8.1	1	04/29/14 10:12	04/29/14 20:33	107-06-2	
1,1-Dichloroethene	ND	ug/kg	59.9	8.5	1	04/29/14 10:12	04/29/14 20:33	75-35-4	
cis-1,2-Dichloroethene	ND	ug/kg	59.9	9.8	1	04/29/14 10:12	04/29/14 20:33	156-59-2	
trans-1,2-Dichloroethene	ND	ug/kg	59.9	7.3	1	04/29/14 10:12	04/29/14 20:33	156-60-5	
Dichlorofluoromethane	ND	ug/kg	599	49.1	1	04/29/14 10:12	04/29/14 20:33	75-43-4	
1,2-Dichloropropane	ND	ug/kg	59.9	7.1	1	04/29/14 10:12	04/29/14 20:33	78-87-5	
1,3-Dichloropropane	ND	ug/kg	59.9	29.9	1	04/29/14 10:12	04/29/14 20:33	142-28-9	
2,2-Dichloropropane	ND	ug/kg	239	59.0	1	04/29/14 10:12	04/29/14 20:33	594-20-7	
1,1-Dichloropropene	ND	ug/kg	59.9	7.7	1	04/29/14 10:12	04/29/14 20:33	563-58-6	
cis-1,3-Dichloropropene	ND	ug/kg	59.9	4.7	1	04/29/14 10:12	04/29/14 20:33	10061-01-5	
trans-1,3-Dichloropropene	ND	ug/kg	59.9	5.9	1	04/29/14 10:12	04/29/14 20:33	10061-02-6	
Diethyl ether (Ethyl ether)	ND	ug/kg	239	13.4	1	04/29/14 10:12	04/29/14 20:33	60-29-7	
Ethylbenzene	ND	ug/kg	59.9	23.9	1	04/29/14 10:12	04/29/14 20:33	100-41-4	
Hexachloro-1,3-butadiene	ND	ug/kg	299	150	1	04/29/14 10:12	04/29/14 20:33	87-68-3	

REPORT OF LABORATORY ANALYSIS

This report shall not be reproduced, except in full,
without the written consent of Pace Analytical Services, Inc..

Pace Analytical Services, Inc.
1700 Elm Street - Suite 200
Minneapolis, MN 55414
(612)607-1700

ANALYTICAL RESULTS

Project: 60317420 St.Louis Park Inc
Pace Project No.: 10264939

Sample: B5-S-N-45 **Lab ID: 10264939007** Collected: 04/17/14 12:00 Received: 04/25/14 12:00 Matrix: Solid

Results reported on a "dry-weight" basis

Parameters	Results	Units	Report Limit	MDL	DF	Prepared	Analyzed	CAS No.	Qual
8260 MSV 5030 Med Level	Analytical Method: EPA 8260 Preparation Method: EPA 5035/5030B								
Isopropylbenzene (Cumene)	ND	ug/kg	59.9	29.9	1	04/29/14 10:12	04/29/14 20:33	98-82-8	
p-Isopropyltoluene	ND	ug/kg	59.9	23.9	1	04/29/14 10:12	04/29/14 20:33	99-87-6	
Methylene Chloride	ND	ug/kg	239	120	1	04/29/14 10:12	04/29/14 20:33	75-09-2	
4-Methyl-2-pentanone (MIBK)	ND	ug/kg	299	150	1	04/29/14 10:12	04/29/14 20:33	108-10-1	
Methyl-tert-butyl ether	ND	ug/kg	59.9	29.9	1	04/29/14 10:12	04/29/14 20:33	1634-04-4	
Naphthalene	ND	ug/kg	239	120	1	04/29/14 10:12	04/29/14 20:33	91-20-3	
n-Propylbenzene	ND	ug/kg	59.9	23.9	1	04/29/14 10:12	04/29/14 20:33	103-65-1	
Styrene	ND	ug/kg	59.9	4.9	1	04/29/14 10:12	04/29/14 20:33	100-42-5	
1,1,1,2-Tetrachloroethane	ND	ug/kg	59.9	29.9	1	04/29/14 10:12	04/29/14 20:33	630-20-6	
1,1,2,2-Tetrachloroethane	ND	ug/kg	59.9	7.7	1	04/29/14 10:12	04/29/14 20:33	79-34-5	
Tetrachloroethene	**79.5**	ug/kg	59.9	7.9	1	04/29/14 10:12	04/29/14 20:33	127-18-4	
Tetrahydrofuran	ND	ug/kg	2390	72.2	1	04/29/14 10:12	04/29/14 20:33	109-99-9	
Toluene	ND	ug/kg	59.9	23.9	1	04/29/14 10:12	04/29/14 20:33	108-88-3	
1,2,3-Trichlorobenzene	ND	ug/kg	59.9	23.9	1	04/29/14 10:12	04/29/14 20:33	87-61-6	
1,2,4-Trichlorobenzene	ND	ug/kg	59.9	23.9	1	04/29/14 10:12	04/29/14 20:33	120-82-1	
1,1,1-Trichloroethane	ND	ug/kg	59.9	4.0	1	04/29/14 10:12	04/29/14 20:33	71-55-6	
1,1,2-Trichloroethane	ND	ug/kg	59.9	5.4	1	04/29/14 10:12	04/29/14 20:33	79-00-5	
Trichloroethene	ND	ug/kg	59.9	9.1	1	04/29/14 10:12	04/29/14 20:33	79-01-6	
Trichlorofluoromethane	ND	ug/kg	239	11.0	1	04/29/14 10:12	04/29/14 20:33	75-69-4	
1,2,3-Trichloropropane	ND	ug/kg	239	17.6	1	04/29/14 10:12	04/29/14 20:33	96-18-4	
1,1,2-Trichlorotrifluoroethane	ND	ug/kg	59.9	29.9	1	04/29/14 10:12	04/29/14 20:33	76-13-1	
1,2,4-Trimethylbenzene	ND	ug/kg	59.9	29.9	1	04/29/14 10:12	04/29/14 20:33	95-63-6	
1,3,5-Trimethylbenzene	ND	ug/kg	59.9	29.9	1	04/29/14 10:12	04/29/14 20:33	108-67-8	
Vinyl chloride	ND	ug/kg	59.9	9.6	1	04/29/14 10:12	04/29/14 20:33	75-01-4	
Xylene (Total)	ND	ug/kg	180	71.8	1	04/29/14 10:12	04/29/14 20:33	1330-20-7	
Surrogates									
1,2-Dichloroethane-d4 (S)	112	%.	74-125		1	04/29/14 10:12	04/29/14 20:33	17060-07-0	
Toluene-d8 (S)	106	%.	75-125		1	04/29/14 10:12	04/29/14 20:33	2037-26-5	
4-Bromofluorobenzene (S)	105	%.	75-125		1	04/29/14 10:12	04/29/14 20:33	460-00-4	

REPORT OF LABORATORY ANALYSIS

This report shall not be reproduced, except in full,
without the written consent of Pace Analytical Services, Inc..

Pace Analytical Services, Inc.
1700 Elm Street - Suite 200
Minneapolis, MN 55414
(612)607-1700

ANALYTICAL RESULTS

Project: 60317420 St.Louis Park Inc
Pace Project No.: 10264939

Sample: B5-S-N-80 **Lab ID: 10264939008** Collected: 04/17/14 15:15 Received: 04/25/14 12:00 Matrix: Solid

Results reported on a "dry-weight" basis

Parameters	Results	Units	Report Limit	MDL	DF	Prepared	Analyzed	CAS No.	Qual
Dry Weight	Analytical Method: ASTM D2974								
Percent Moisture	**13.2**	%	0.10	0.10	1		05/01/14 00:00		
8260 MSV 5030 Med Level	Analytical Method: EPA 8260 Preparation Method: EPA 5035/5030B								
Acetone	ND	ug/kg	1120	559	1	04/29/14 10:12	04/29/14 20:50	67-64-1	
Allyl chloride	ND	ug/kg	224	9.8	1	04/29/14 10:12	04/29/14 20:50	107-05-1	
Benzene	ND	ug/kg	22.4	11.2	1	04/29/14 10:12	04/29/14 20:50	71-43-2	
Bromobenzene	ND	ug/kg	55.9	6.5	1	04/29/14 10:12	04/29/14 20:50	108-86-1	
Bromochloromethane	ND	ug/kg	55.9	11.4	1	04/29/14 10:12	04/29/14 20:50	74-97-5	
Bromodichloromethane	ND	ug/kg	55.9	7.2	1	04/29/14 10:12	04/29/14 20:50	75-27-4	
Bromoform	ND	ug/kg	224	112	1	04/29/14 10:12	04/29/14 20:50	75-25-2	
Bromomethane	ND	ug/kg	559	280	1	04/29/14 10:12	04/29/14 20:50	74-83-9	
2-Butanone (MEK)	ND	ug/kg	280	140	1	04/29/14 10:12	04/29/14 20:50	78-93-3	
n-Butylbenzene	ND	ug/kg	55.9	22.4	1	04/29/14 10:12	04/29/14 20:50	104-51-8	
sec-Butylbenzene	ND	ug/kg	55.9	22.4	1	04/29/14 10:12	04/29/14 20:50	135-98-8	
tert-Butylbenzene	ND	ug/kg	55.9	22.4	1	04/29/14 10:12	04/29/14 20:50	98-06-6	
Carbon tetrachloride	ND	ug/kg	55.9	5.6	1	04/29/14 10:12	04/29/14 20:50	56-23-5	
Chlorobenzene	ND	ug/kg	55.9	4.1	1	04/29/14 10:12	04/29/14 20:50	108-90-7	
Chloroethane	ND	ug/kg	559	14.0	1	04/29/14 10:12	04/29/14 20:50	75-00-3	
Chloroform	ND	ug/kg	55.9	8.5	1	04/29/14 10:12	04/29/14 20:50	67-66-3	
Chloromethane	ND	ug/kg	224	17.0	1	04/29/14 10:12	04/29/14 20:50	74-87-3	
2-Chlorotoluene	ND	ug/kg	55.9	28.0	1	04/29/14 10:12	04/29/14 20:50	95-49-8	
4-Chlorotoluene	ND	ug/kg	55.9	28.0	1	04/29/14 10:12	04/29/14 20:50	106-43-4	
1,2-Dibromo-3-chloropropane	ND	ug/kg	559	81.6	1	04/29/14 10:12	04/29/14 20:50	96-12-8	
Dibromochloromethane	ND	ug/kg	55.9	7.2	1	04/29/14 10:12	04/29/14 20:50	124-48-1	
1,2-Dibromoethane (EDB)	ND	ug/kg	55.9	6.0	1	04/29/14 10:12	04/29/14 20:50	106-93-4	
Dibromomethane	ND	ug/kg	55.9	8.7	1	04/29/14 10:12	04/29/14 20:50	74-95-3	
1,2-Dichlorobenzene	ND	ug/kg	55.9	28.0	1	04/29/14 10:12	04/29/14 20:50	95-50-1	
1,3-Dichlorobenzene	ND	ug/kg	55.9	28.0	1	04/29/14 10:12	04/29/14 20:50	541-73-1	
1,4-Dichlorobenzene	ND	ug/kg	55.9	28.0	1	04/29/14 10:12	04/29/14 20:50	106-46-7	
Dichlorodifluoromethane	ND	ug/kg	55.9	17.0	1	04/29/14 10:12	04/29/14 20:50	75-71-8	
1,1-Dichloroethane	ND	ug/kg	55.9	4.6	1	04/29/14 10:12	04/29/14 20:50	75-34-3	
1,2-Dichloroethane	ND	ug/kg	55.9	7.5	1	04/29/14 10:12	04/29/14 20:50	107-06-2	
1,1-Dichloroethene	ND	ug/kg	55.9	7.9	1	04/29/14 10:12	04/29/14 20:50	75-35-4	
cis-1,2-Dichloroethene	**126**	ug/kg	55.9	9.2	1	04/29/14 10:12	04/29/14 20:50	156-59-2	
trans-1,2-Dichloroethene	ND	ug/kg	55.9	6.8	1	04/29/14 10:12	04/29/14 20:50	156-60-5	
Dichlorofluoromethane	ND	ug/kg	559	45.9	1	04/29/14 10:12	04/29/14 20:50	75-43-4	
1,2-Dichloropropane	ND	ug/kg	55.9	6.6	1	04/29/14 10:12	04/29/14 20:50	78-87-5	
1,3-Dichloropropane	ND	ug/kg	55.9	28.0	1	04/29/14 10:12	04/29/14 20:50	142-28-9	
2,2-Dichloropropane	ND	ug/kg	224	55.1	1	04/29/14 10:12	04/29/14 20:50	594-20-7	
1,1-Dichloropropene	ND	ug/kg	55.9	7.2	1	04/29/14 10:12	04/29/14 20:50	563-58-6	
cis-1,3-Dichloropropene	ND	ug/kg	55.9	4.4	1	04/29/14 10:12	04/29/14 20:50	10061-01-5	
trans-1,3-Dichloropropene	ND	ug/kg	55.9	5.5	1	04/29/14 10:12	04/29/14 20:50	10061-02-6	
Diethyl ether (Ethyl ether)	ND	ug/kg	224	12.5	1	04/29/14 10:12	04/29/14 20:50	60-29-7	
Ethylbenzene	ND	ug/kg	55.9	22.4	1	04/29/14 10:12	04/29/14 20:50	100-41-4	
Hexachloro-1,3-butadiene	ND	ug/kg	280	140	1	04/29/14 10:12	04/29/14 20:50	87-68-3	

REPORT OF LABORATORY ANALYSIS

This report shall not be reproduced, except in full,
without the written consent of Pace Analytical Services, Inc..

Pace Analytical Services, Inc.
1700 Elm Street - Suite 200
Minneapolis, MN 55414
(612)607-1700

ANALYTICAL RESULTS

Project: 60317420 St.Louis Park Inc
Pace Project No.: 10264939

Sample: B5-S-N-80 **Lab ID: 10264939008** Collected: 04/17/14 15:15 Received: 04/25/14 12:00 Matrix: Solid

Results reported on a "dry-weight" basis

Parameters	Results	Units	Report Limit	MDL	DF	Prepared	Analyzed	CAS No.	Qual
8260 MSV 5030 Med Level	Analytical Method: EPA 8260 Preparation Method: EPA 5035/5030B								
Isopropylbenzene (Cumene)	ND	ug/kg	55.9	28.0	1	04/29/14 10:12	04/29/14 20:50	98-82-8	
p-Isopropyltoluene	ND	ug/kg	55.9	22.4	1	04/29/14 10:12	04/29/14 20:50	99-87-6	
Methylene Chloride	ND	ug/kg	224	112	1	04/29/14 10:12	04/29/14 20:50	75-09-2	
4-Methyl-2-pentanone (MIBK)	ND	ug/kg	280	140	1	04/29/14 10:12	04/29/14 20:50	108-10-1	
Methyl-tert-butyl ether	ND	ug/kg	55.9	28.0	1	04/29/14 10:12	04/29/14 20:50	1634-04-4	
Naphthalene	ND	ug/kg	224	112	1	04/29/14 10:12	04/29/14 20:50	91-20-3	
n-Propylbenzene	ND	ug/kg	55.9	22.4	1	04/29/14 10:12	04/29/14 20:50	103-65-1	
Styrene	ND	ug/kg	55.9	4.6	1	04/29/14 10:12	04/29/14 20:50	100-42-5	
1,1,1,2-Tetrachloroethane	ND	ug/kg	55.9	28.0	1	04/29/14 10:12	04/29/14 20:50	630-20-6	
1,1,2,2-Tetrachloroethane	ND	ug/kg	55.9	7.2	1	04/29/14 10:12	04/29/14 20:50	79-34-5	
Tetrachloroethene	ND	ug/kg	55.9	7.4	1	04/29/14 10:12	04/29/14 20:50	127-18-4	
Tetrahydrofuran	ND	ug/kg	2240	67.4	1	04/29/14 10:12	04/29/14 20:50	109-99-9	
Toluene	ND	ug/kg	55.9	22.4	1	04/29/14 10:12	04/29/14 20:50	108-88-3	
1,2,3-Trichlorobenzene	ND	ug/kg	55.9	22.4	1	04/29/14 10:12	04/29/14 20:50	87-61-6	
1,2,4-Trichlorobenzene	ND	ug/kg	55.9	22.4	1	04/29/14 10:12	04/29/14 20:50	120-82-1	
1,1,1-Trichloroethane	ND	ug/kg	55.9	3.7	1	04/29/14 10:12	04/29/14 20:50	71-55-6	
1,1,2-Trichloroethane	ND	ug/kg	55.9	5.0	1	04/29/14 10:12	04/29/14 20:50	79-00-5	
Trichloroethene	ND	ug/kg	55.9	8.5	1	04/29/14 10:12	04/29/14 20:50	79-01-6	
Trichlorofluoromethane	ND	ug/kg	224	10.3	1	04/29/14 10:12	04/29/14 20:50	75-69-4	
1,2,3-Trichloropropane	ND	ug/kg	224	16.4	1	04/29/14 10:12	04/29/14 20:50	96-18-4	
1,1,2-Trichlorotrifluoroethane	ND	ug/kg	55.9	28.0	1	04/29/14 10:12	04/29/14 20:50	76-13-1	
1,2,4-Trimethylbenzene	ND	ug/kg	55.9	28.0	1	04/29/14 10:12	04/29/14 20:50	95-63-6	
1,3,5-Trimethylbenzene	ND	ug/kg	55.9	28.0	1	04/29/14 10:12	04/29/14 20:50	108-67-8	
Vinyl chloride	ND	ug/kg	55.9	8.9	1	04/29/14 10:12	04/29/14 20:50	75-01-4	
Xylene (Total)	ND	ug/kg	168	67.1	1	04/29/14 10:12	04/29/14 20:50	1330-20-7	
Surrogates									
1,2-Dichloroethane-d4 (S)	112	%.	74-125		1	04/29/14 10:12	04/29/14 20:50	17060-07-0	
Toluene-d8 (S)	106	%.	75-125		1	04/29/14 10:12	04/29/14 20:50	2037-26-5	
4-Bromofluorobenzene (S)	104	%.	75-125		1	04/29/14 10:12	04/29/14 20:50	460-00-4	

REPORT OF LABORATORY ANALYSIS

This report shall not be reproduced, except in full,
without the written consent of Pace Analytical Services, Inc..

Pace Analytical Services, Inc.
1700 Elm Street - Suite 200
Minneapolis, MN 55414
(612)607-1700

ANALYTICAL RESULTS

Project: 60317420 St.Louis Park Inc
Pace Project No.: 10264939

Sample: B2-S-N-38 **Lab ID: 10264939009** Collected: 04/21/14 10:00 Received: 04/25/14 12:00 Matrix: Solid

Results reported on a "dry-weight" basis

Parameters	Results	Units	Report Limit	MDL	DF	Prepared	Analyzed	CAS No.	Qual
Dry Weight	Analytical Method: ASTM D2974								
Percent Moisture	**14.9**	%	0.10	0.10	1		05/01/14 00:00		
8260 MSV 5030 Med Level	Analytical Method: EPA 8260 Preparation Method: EPA 5035/5030B								
Acetone	ND	ug/kg	1200	598	1	05/01/14 11:11	05/01/14 20:27	67-64-1	
Allyl chloride	ND	ug/kg	239	10.5	1	05/01/14 11:11	05/01/14 20:27	107-05-1	
Benzene	ND	ug/kg	23.9	12.0	1	05/01/14 11:11	05/01/14 20:27	71-43-2	
Bromobenzene	ND	ug/kg	59.8	7.0	1	05/01/14 11:11	05/01/14 20:27	108-86-1	
Bromochloromethane	ND	ug/kg	59.8	12.2	1	05/01/14 11:11	05/01/14 20:27	74-97-5	
Bromodichloromethane	ND	ug/kg	59.8	7.7	1	05/01/14 11:11	05/01/14 20:27	75-27-4	
Bromoform	ND	ug/kg	239	120	1	05/01/14 11:11	05/01/14 20:27	75-25-2	
Bromomethane	ND	ug/kg	598	299	1	05/01/14 11:11	05/01/14 20:27	74-83-9	
2-Butanone (MEK)	ND	ug/kg	299	149	1	05/01/14 11:11	05/01/14 20:27	78-93-3	
n-Butylbenzene	ND	ug/kg	59.8	23.9	1	05/01/14 11:11	05/01/14 20:27	104-51-8	
sec-Butylbenzene	ND	ug/kg	59.8	23.9	1	05/01/14 11:11	05/01/14 20:27	135-98-8	
tert-Butylbenzene	ND	ug/kg	59.8	23.9	1	05/01/14 11:11	05/01/14 20:27	98-06-6	
Carbon tetrachloride	ND	ug/kg	59.8	6.0	1	05/01/14 11:11	05/01/14 20:27	56-23-5	
Chlorobenzene	ND	ug/kg	59.8	4.4	1	05/01/14 11:11	05/01/14 20:27	108-90-7	
Chloroethane	ND	ug/kg	598	14.9	1	05/01/14 11:11	05/01/14 20:27	75-00-3	
Chloroform	ND	ug/kg	59.8	9.1	1	05/01/14 11:11	05/01/14 20:27	67-66-3	
Chloromethane	ND	ug/kg	239	18.2	1	05/01/14 11:11	05/01/14 20:27	74-87-3	
2-Chlorotoluene	ND	ug/kg	59.8	29.9	1	05/01/14 11:11	05/01/14 20:27	95-49-8	
4-Chlorotoluene	ND	ug/kg	59.8	29.9	1	05/01/14 11:11	05/01/14 20:27	106-43-4	
1,2-Dibromo-3-chloropropane	ND	ug/kg	598	87.3	1	05/01/14 11:11	05/01/14 20:27	96-12-8	
Dibromochloromethane	ND	ug/kg	59.8	7.7	1	05/01/14 11:11	05/01/14 20:27	124-48-1	
1,2-Dibromoethane (EDB)	ND	ug/kg	59.8	6.5	1	05/01/14 11:11	05/01/14 20:27	106-93-4	
Dibromomethane	ND	ug/kg	59.8	9.3	1	05/01/14 11:11	05/01/14 20:27	74-95-3	
1,2-Dichlorobenzene	ND	ug/kg	59.8	29.9	1	05/01/14 11:11	05/01/14 20:27	95-50-1	
1,3-Dichlorobenzene	ND	ug/kg	59.8	29.9	1	05/01/14 11:11	05/01/14 20:27	541-73-1	
1,4-Dichlorobenzene	ND	ug/kg	59.8	29.9	1	05/01/14 11:11	05/01/14 20:27	106-46-7	
Dichlorodifluoromethane	ND	ug/kg	59.8	18.2	1	05/01/14 11:11	05/01/14 20:27	75-71-8	
1,1-Dichloroethane	ND	ug/kg	59.8	4.9	1	05/01/14 11:11	05/01/14 20:27	75-34-3	
1,2-Dichloroethane	ND	ug/kg	59.8	8.0	1	05/01/14 11:11	05/01/14 20:27	107-06-2	
1,1-Dichloroethene	ND	ug/kg	59.8	8.5	1	05/01/14 11:11	05/01/14 20:27	75-35-4	
cis-1,2-Dichloroethene	ND	ug/kg	59.8	9.8	1	05/01/14 11:11	05/01/14 20:27	156-59-2	
trans-1,2-Dichloroethene	ND	ug/kg	59.8	7.3	1	05/01/14 11:11	05/01/14 20:27	156-60-5	
Dichlorofluoromethane	ND	ug/kg	598	49.0	1	05/01/14 11:11	05/01/14 20:27	75-43-4	
1,2-Dichloropropane	ND	ug/kg	59.8	7.1	1	05/01/14 11:11	05/01/14 20:27	78-87-5	
1,3-Dichloropropane	ND	ug/kg	59.8	29.9	1	05/01/14 11:11	05/01/14 20:27	142-28-9	
2,2-Dichloropropane	ND	ug/kg	239	58.9	1	05/01/14 11:11	05/01/14 20:27	594-20-7	
1,1-Dichloropropene	ND	ug/kg	59.8	7.7	1	05/01/14 11:11	05/01/14 20:27	563-58-6	
cis-1,3-Dichloropropene	ND	ug/kg	59.8	4.7	1	05/01/14 11:11	05/01/14 20:27	10061-01-5	
trans-1,3-Dichloropropene	ND	ug/kg	59.8	5.9	1	05/01/14 11:11	05/01/14 20:27	10061-02-6	
Diethyl ether (Ethyl ether)	ND	ug/kg	239	13.4	1	05/01/14 11:11	05/01/14 20:27	60-29-7	
Ethylbenzene	ND	ug/kg	59.8	23.9	1	05/01/14 11:11	05/01/14 20:27	100-41-4	
Hexachloro-1,3-butadiene	ND	ug/kg	299	149	1	05/01/14 11:11	05/01/14 20:27	87-68-3	

REPORT OF LABORATORY ANALYSIS

This report shall not be reproduced, except in full,
without the written consent of Pace Analytical Services, Inc..

Pace Analytical Services, Inc.
1700 Elm Street - Suite 200
Minneapolis, MN 55414
(612)607-1700

ANALYTICAL RESULTS

Project: 60317420 St.Louis Park Inc
Pace Project No.: 10264939

Sample: B2-S-N-38 **Lab ID: 10264939009** Collected: 04/21/14 10:00 Received: 04/25/14 12:00 Matrix: Solid

Results reported on a "dry-weight" basis

Parameters	Results	Units	Report Limit	MDL	DF	Prepared	Analyzed	CAS No.	Qual
8260 MSV 5030 Med Level	Analytical Method: EPA 8260 Preparation Method: EPA 5035/5030B								
Isopropylbenzene (Cumene)	ND	ug/kg	59.8	29.9	1	05/01/14 11:11	05/01/14 20:27	98-82-8	
p-Isopropyltoluene	ND	ug/kg	59.8	23.9	1	05/01/14 11:11	05/01/14 20:27	99-87-6	
Methylene Chloride	ND	ug/kg	239	120	1	05/01/14 11:11	05/01/14 20:27	75-09-2	
4-Methyl-2-pentanone (MIBK)	ND	ug/kg	299	149	1	05/01/14 11:11	05/01/14 20:27	108-10-1	
Methyl-tert-butyl ether	ND	ug/kg	59.8	29.9	1	05/01/14 11:11	05/01/14 20:27	1634-04-4	
Naphthalene	ND	ug/kg	239	120	1	05/01/14 11:11	05/01/14 20:27	91-20-3	
n-Propylbenzene	ND	ug/kg	59.8	23.9	1	05/01/14 11:11	05/01/14 20:27	103-65-1	
Styrene	ND	ug/kg	59.8	4.9	1	05/01/14 11:11	05/01/14 20:27	100-42-5	
1,1,1,2-Tetrachloroethane	ND	ug/kg	59.8	29.9	1	05/01/14 11:11	05/01/14 20:27	630-20-6	
1,1,2,2-Tetrachloroethane	ND	ug/kg	59.8	7.7	1	05/01/14 11:11	05/01/14 20:27	79-34-5	
Tetrachloroethene	ND	ug/kg	59.8	7.9	1	05/01/14 11:11	05/01/14 20:27	127-18-4	
Tetrahydrofuran	ND	ug/kg	2390	72.1	1	05/01/14 11:11	05/01/14 20:27	109-99-9	
Toluene	ND	ug/kg	59.8	23.9	1	05/01/14 11:11	05/01/14 20:27	108-88-3	
1,2,3-Trichlorobenzene	ND	ug/kg	59.8	23.9	1	05/01/14 11:11	05/01/14 20:27	87-61-6	
1,2,4-Trichlorobenzene	ND	ug/kg	59.8	23.9	1	05/01/14 11:11	05/01/14 20:27	120-82-1	
1,1,1-Trichloroethane	ND	ug/kg	59.8	4.0	1	05/01/14 11:11	05/01/14 20:27	71-55-6	
1,1,2-Trichloroethane	ND	ug/kg	59.8	5.4	1	05/01/14 11:11	05/01/14 20:27	79-00-5	
Trichloroethene	ND	ug/kg	59.8	9.1	1	05/01/14 11:11	05/01/14 20:27	79-01-6	
Trichlorofluoromethane	ND	ug/kg	239	11.0	1	05/01/14 11:11	05/01/14 20:27	75-69-4	L3
1,2,3-Trichloropropane	ND	ug/kg	239	17.6	1	05/01/14 11:11	05/01/14 20:27	96-18-4	
1,1,2-Trichlorotrifluoroethane	ND	ug/kg	59.8	29.9	1	05/01/14 11:11	05/01/14 20:27	76-13-1	
1,2,4-Trimethylbenzene	ND	ug/kg	59.8	29.9	1	05/01/14 11:11	05/01/14 20:27	95-63-6	
1,3,5-Trimethylbenzene	ND	ug/kg	59.8	29.9	1	05/01/14 11:11	05/01/14 20:27	108-67-8	
Vinyl chloride	ND	ug/kg	23.9	9.6	1	05/01/14 11:11	05/01/14 20:27	75-01-4	
Xylene (Total)	ND	ug/kg	179	71.7	1	05/01/14 11:11	05/01/14 20:27	1330-20-7	
Surrogates									
1,2-Dichloroethane-d4 (S)	100	%.	74-125		1	05/01/14 11:11	05/01/14 20:27	17060-07-0	
Toluene-d8 (S)	97	%.	75-125		1	05/01/14 11:11	05/01/14 20:27	2037-26-5	
4-Bromofluorobenzene (S)	99	%.	75-125		1	05/01/14 11:11	05/01/14 20:27	460-00-4	

REPORT OF LABORATORY ANALYSIS

This report shall not be reproduced, except in full,
without the written consent of Pace Analytical Services, Inc..

Pace Analytical Services, Inc.
1700 Elm Street - Suite 200
Minneapolis, MN 55414
(612)607-1700

ANALYTICAL RESULTS

Project: 60317420 St.Louis Park Inc
Pace Project No.: 10264939

Sample: B2-S-N-39 **Lab ID: 10264939010** Collected: 04/21/14 10:10 Received: 04/25/14 12:00 Matrix: Solid

Results reported on a "dry-weight" basis

Parameters	Results	Units	Report Limit	MDL	DF	Prepared	Analyzed	CAS No.	Qual
Dry Weight	Analytical Method: ASTM D2974								
Percent Moisture	**17.4**	%	0.10	0.10	1		05/01/14 00:00		
8260 MSV 5030 Med Level	Analytical Method: EPA 8260 Preparation Method: EPA 5035/5030B								
Acetone	ND	ug/kg	1190	597	1	05/01/14 11:11	05/01/14 20:46	67-64-1	
Allyl chloride	ND	ug/kg	239	10.5	1	05/01/14 11:11	05/01/14 20:46	107-05-1	
Benzene	ND	ug/kg	23.9	11.9	1	05/01/14 11:11	05/01/14 20:46	71-43-2	
Bromobenzene	ND	ug/kg	59.7	7.0	1	05/01/14 11:11	05/01/14 20:46	108-86-1	
Bromochloromethane	ND	ug/kg	59.7	12.2	1	05/01/14 11:11	05/01/14 20:46	74-97-5	
Bromodichloromethane	ND	ug/kg	59.7	7.6	1	05/01/14 11:11	05/01/14 20:46	75-27-4	
Bromoform	ND	ug/kg	239	119	1	05/01/14 11:11	05/01/14 20:46	75-25-2	
Bromomethane	ND	ug/kg	597	298	1	05/01/14 11:11	05/01/14 20:46	74-83-9	
2-Butanone (MEK)	ND	ug/kg	298	149	1	05/01/14 11:11	05/01/14 20:46	78-93-3	
n-Butylbenzene	ND	ug/kg	59.7	23.9	1	05/01/14 11:11	05/01/14 20:46	104-51-8	
sec-Butylbenzene	ND	ug/kg	59.7	23.9	1	05/01/14 11:11	05/01/14 20:46	135-98-8	
tert-Butylbenzene	ND	ug/kg	59.7	23.9	1	05/01/14 11:11	05/01/14 20:46	98-06-6	
Carbon tetrachloride	ND	ug/kg	59.7	6.0	1	05/01/14 11:11	05/01/14 20:46	56-23-5	
Chlorobenzene	ND	ug/kg	59.7	4.4	1	05/01/14 11:11	05/01/14 20:46	108-90-7	
Chloroethane	ND	ug/kg	597	14.9	1	05/01/14 11:11	05/01/14 20:46	75-00-3	
Chloroform	ND	ug/kg	59.7	9.1	1	05/01/14 11:11	05/01/14 20:46	67-66-3	
Chloromethane	ND	ug/kg	239	18.1	1	05/01/14 11:11	05/01/14 20:46	74-87-3	
2-Chlorotoluene	ND	ug/kg	59.7	29.8	1	05/01/14 11:11	05/01/14 20:46	95-49-8	
4-Chlorotoluene	ND	ug/kg	59.7	29.8	1	05/01/14 11:11	05/01/14 20:46	106-43-4	
1,2-Dibromo-3-chloropropane	ND	ug/kg	597	87.1	1	05/01/14 11:11	05/01/14 20:46	96-12-8	
Dibromochloromethane	ND	ug/kg	59.7	7.6	1	05/01/14 11:11	05/01/14 20:46	124-48-1	
1,2-Dibromoethane (EDB)	ND	ug/kg	59.7	6.4	1	05/01/14 11:11	05/01/14 20:46	106-93-4	
Dibromomethane	ND	ug/kg	59.7	9.3	1	05/01/14 11:11	05/01/14 20:46	74-95-3	
1,2-Dichlorobenzene	ND	ug/kg	59.7	29.8	1	05/01/14 11:11	05/01/14 20:46	95-50-1	
1,3-Dichlorobenzene	ND	ug/kg	59.7	29.8	1	05/01/14 11:11	05/01/14 20:46	541-73-1	
1,4-Dichlorobenzene	ND	ug/kg	59.7	29.8	1	05/01/14 11:11	05/01/14 20:46	106-46-7	
Dichlorodifluoromethane	ND	ug/kg	59.7	18.1	1	05/01/14 11:11	05/01/14 20:46	75-71-8	
1,1-Dichloroethane	ND	ug/kg	59.7	4.9	1	05/01/14 11:11	05/01/14 20:46	75-34-3	
1,2-Dichloroethane	ND	ug/kg	59.7	8.0	1	05/01/14 11:11	05/01/14 20:46	107-06-2	
1,1-Dichloroethene	ND	ug/kg	59.7	8.5	1	05/01/14 11:11	05/01/14 20:46	75-35-4	
cis-1,2-Dichloroethene	ND	ug/kg	59.7	9.8	1	05/01/14 11:11	05/01/14 20:46	156-59-2	
trans-1,2-Dichloroethene	ND	ug/kg	59.7	7.3	1	05/01/14 11:11	05/01/14 20:46	156-60-5	
Dichlorofluoromethane	ND	ug/kg	597	48.9	1	05/01/14 11:11	05/01/14 20:46	75-43-4	
1,2-Dichloropropane	ND	ug/kg	59.7	7.0	1	05/01/14 11:11	05/01/14 20:46	78-87-5	
1,3-Dichloropropane	ND	ug/kg	59.7	29.8	1	05/01/14 11:11	05/01/14 20:46	142-28-9	
2,2-Dichloropropane	ND	ug/kg	239	58.8	1	05/01/14 11:11	05/01/14 20:46	594-20-7	
1,1-Dichloropropene	ND	ug/kg	59.7	7.6	1	05/01/14 11:11	05/01/14 20:46	563-58-6	
cis-1,3-Dichloropropene	ND	ug/kg	59.7	4.7	1	05/01/14 11:11	05/01/14 20:46	10061-01-5	
trans-1,3-Dichloropropene	ND	ug/kg	59.7	5.9	1	05/01/14 11:11	05/01/14 20:46	10061-02-6	
Diethyl ether (Ethyl ether)	ND	ug/kg	239	13.4	1	05/01/14 11:11	05/01/14 20:46	60-29-7	
Ethylbenzene	ND	ug/kg	59.7	23.9	1	05/01/14 11:11	05/01/14 20:46	100-41-4	
Hexachloro-1,3-butadiene	ND	ug/kg	298	149	1	05/01/14 11:11	05/01/14 20:46	87-68-3	

REPORT OF LABORATORY ANALYSIS

This report shall not be reproduced, except in full,
without the written consent of Pace Analytical Services, Inc..

Pace Analytical Services, Inc.
1700 Elm Street - Suite 200
Minneapolis, MN 55414
(612)607-1700

ANALYTICAL RESULTS

Project: 60317420 St.Louis Park Inc
Pace Project No.: 10264939

Sample: B2-S-N-39 **Lab ID: 10264939010** Collected: 04/21/14 10:10 Received: 04/25/14 12:00 Matrix: Solid

Results reported on a "dry-weight" basis

Parameters	Results	Units	Report Limit	MDL	DF	Prepared	Analyzed	CAS No.	Qual
8260 MSV 5030 Med Level	Analytical Method: EPA 8260 Preparation Method: EPA 5035/5030B								
Isopropylbenzene (Cumene)	ND	ug/kg	59.7	29.8	1	05/01/14 11:11	05/01/14 20:46	98-82-8	
p-Isopropyltoluene	ND	ug/kg	59.7	23.9	1	05/01/14 11:11	05/01/14 20:46	99-87-6	
Methylene Chloride	ND	ug/kg	239	119	1	05/01/14 11:11	05/01/14 20:46	75-09-2	
4-Methyl-2-pentanone (MIBK)	ND	ug/kg	298	149	1	05/01/14 11:11	05/01/14 20:46	108-10-1	
Methyl-tert-butyl ether	ND	ug/kg	59.7	29.8	1	05/01/14 11:11	05/01/14 20:46	1634-04-4	
Naphthalene	ND	ug/kg	239	119	1	05/01/14 11:11	05/01/14 20:46	91-20-3	
n-Propylbenzene	ND	ug/kg	59.7	23.9	1	05/01/14 11:11	05/01/14 20:46	103-65-1	
Styrene	ND	ug/kg	59.7	4.9	1	05/01/14 11:11	05/01/14 20:46	100-42-5	
1,1,1,2-Tetrachloroethane	ND	ug/kg	59.7	29.8	1	05/01/14 11:11	05/01/14 20:46	630-20-6	
1,1,2,2-Tetrachloroethane	ND	ug/kg	59.7	7.7	1	05/01/14 11:11	05/01/14 20:46	79-34-5	
Tetrachloroethene	ND	ug/kg	59.7	7.9	1	05/01/14 11:11	05/01/14 20:46	127-18-4	
Tetrahydrofuran	ND	ug/kg	2390	71.9	1	05/01/14 11:11	05/01/14 20:46	109-99-9	
Toluene	ND	ug/kg	59.7	23.9	1	05/01/14 11:11	05/01/14 20:46	108-88-3	
1,2,3-Trichlorobenzene	ND	ug/kg	59.7	23.9	1	05/01/14 11:11	05/01/14 20:46	87-61-6	
1,2,4-Trichlorobenzene	ND	ug/kg	59.7	23.9	1	05/01/14 11:11	05/01/14 20:46	120-82-1	
1,1,1-Trichloroethane	ND	ug/kg	59.7	4.0	1	05/01/14 11:11	05/01/14 20:46	71-55-6	
1,1,2-Trichloroethane	ND	ug/kg	59.7	5.3	1	05/01/14 11:11	05/01/14 20:46	79-00-5	
Trichloroethene	ND	ug/kg	59.7	9.0	1	05/01/14 11:11	05/01/14 20:46	79-01-6	
Trichlorofluoromethane	ND	ug/kg	239	11.0	1	05/01/14 11:11	05/01/14 20:46	75-69-4	L3
1,2,3-Trichloropropane	ND	ug/kg	239	17.5	1	05/01/14 11:11	05/01/14 20:46	96-18-4	
1,1,2-Trichlorotrifluoroethane	ND	ug/kg	59.7	29.8	1	05/01/14 11:11	05/01/14 20:46	76-13-1	
1,2,4-Trimethylbenzene	ND	ug/kg	59.7	29.8	1	05/01/14 11:11	05/01/14 20:46	95-63-6	
1,3,5-Trimethylbenzene	ND	ug/kg	59.7	29.8	1	05/01/14 11:11	05/01/14 20:46	108-67-8	
Vinyl chloride	ND	ug/kg	23.9	9.5	1	05/01/14 11:11	05/01/14 20:46	75-01-4	
Xylene (Total)	ND	ug/kg	179	71.6	1	05/01/14 11:11	05/01/14 20:46	1330-20-7	
Surrogates									
1,2-Dichloroethane-d4 (S)	102	%.	74-125		1	05/01/14 11:11	05/01/14 20:46	17060-07-0	
Toluene-d8 (S)	98	%.	75-125		1	05/01/14 11:11	05/01/14 20:46	2037-26-5	
4-Bromofluorobenzene (S)	99	%.	75-125		1	05/01/14 11:11	05/01/14 20:46	460-00-4	

REPORT OF LABORATORY ANALYSIS

This report shall not be reproduced, except in full,
without the written consent of Pace Analytical Services, Inc..

Pace Analytical Services, Inc.
1700 Elm Street - Suite 200
Minneapolis, MN 55414
(612)607-1700

ANALYTICAL RESULTS

Project: 60317420 St.Louis Park Inc
Pace Project No.: 10264939

Sample: B2-S-N-45 **Lab ID: 10264939011** Collected: 04/21/14 10:20 Received: 04/25/14 12:00 Matrix: Solid

Results reported on a "dry-weight" basis

Parameters	Results	Units	Report Limit	MDL	DF	Prepared	Analyzed	CAS No.	Qual
Dry Weight	Analytical Method: ASTM D2974								
Percent Moisture	**13.1**	%	0.10	0.10	1		05/01/14 00:00		
8260 MSV 5030 Med Level	Analytical Method: EPA 8260 Preparation Method: EPA 5035/5030B								
Acetone	ND	ug/kg	1120	558	1	05/01/14 11:11	05/01/14 21:04	67-64-1	
Allyl chloride	ND	ug/kg	223	9.8	1	05/01/14 11:11	05/01/14 21:04	107-05-1	
Benzene	ND	ug/kg	22.3	11.2	1	05/01/14 11:11	05/01/14 21:04	71-43-2	
Bromobenzene	ND	ug/kg	55.8	6.5	1	05/01/14 11:11	05/01/14 21:04	108-86-1	
Bromochloromethane	ND	ug/kg	55.8	11.4	1	05/01/14 11:11	05/01/14 21:04	74-97-5	
Bromodichloromethane	ND	ug/kg	55.8	7.1	1	05/01/14 11:11	05/01/14 21:04	75-27-4	
Bromoform	ND	ug/kg	223	112	1	05/01/14 11:11	05/01/14 21:04	75-25-2	
Bromomethane	ND	ug/kg	558	279	1	05/01/14 11:11	05/01/14 21:04	74-83-9	
2-Butanone (MEK)	ND	ug/kg	279	140	1	05/01/14 11:11	05/01/14 21:04	78-93-3	
n-Butylbenzene	ND	ug/kg	55.8	22.3	1	05/01/14 11:11	05/01/14 21:04	104-51-8	
sec-Butylbenzene	ND	ug/kg	55.8	22.3	1	05/01/14 11:11	05/01/14 21:04	135-98-8	
tert-Butylbenzene	ND	ug/kg	55.8	22.3	1	05/01/14 11:11	05/01/14 21:04	98-06-6	
Carbon tetrachloride	ND	ug/kg	55.8	5.6	1	05/01/14 11:11	05/01/14 21:04	56-23-5	
Chlorobenzene	ND	ug/kg	55.8	4.1	1	05/01/14 11:11	05/01/14 21:04	108-90-7	
Chloroethane	ND	ug/kg	558	14.0	1	05/01/14 11:11	05/01/14 21:04	75-00-3	
Chloroform	ND	ug/kg	55.8	8.5	1	05/01/14 11:11	05/01/14 21:04	67-66-3	
Chloromethane	ND	ug/kg	223	17.0	1	05/01/14 11:11	05/01/14 21:04	74-87-3	
2-Chlorotoluene	ND	ug/kg	55.8	27.9	1	05/01/14 11:11	05/01/14 21:04	95-49-8	
4-Chlorotoluene	ND	ug/kg	55.8	27.9	1	05/01/14 11:11	05/01/14 21:04	106-43-4	
1,2-Dibromo-3-chloropropane	ND	ug/kg	558	81.5	1	05/01/14 11:11	05/01/14 21:04	96-12-8	
Dibromochloromethane	ND	ug/kg	55.8	7.1	1	05/01/14 11:11	05/01/14 21:04	124-48-1	
1,2-Dibromoethane (EDB)	ND	ug/kg	55.8	6.0	1	05/01/14 11:11	05/01/14 21:04	106-93-4	
Dibromomethane	ND	ug/kg	55.8	8.7	1	05/01/14 11:11	05/01/14 21:04	74-95-3	
1,2-Dichlorobenzene	ND	ug/kg	55.8	27.9	1	05/01/14 11:11	05/01/14 21:04	95-50-1	
1,3-Dichlorobenzene	ND	ug/kg	55.8	27.9	1	05/01/14 11:11	05/01/14 21:04	541-73-1	
1,4-Dichlorobenzene	ND	ug/kg	55.8	27.9	1	05/01/14 11:11	05/01/14 21:04	106-46-7	
Dichlorodifluoromethane	ND	ug/kg	55.8	17.0	1	05/01/14 11:11	05/01/14 21:04	75-71-8	
1,1-Dichloroethane	ND	ug/kg	55.8	4.6	1	05/01/14 11:11	05/01/14 21:04	75-34-3	
1,2-Dichloroethane	ND	ug/kg	55.8	7.5	1	05/01/14 11:11	05/01/14 21:04	107-06-2	
1,1-Dichloroethene	ND	ug/kg	55.8	7.9	1	05/01/14 11:11	05/01/14 21:04	75-35-4	
cis-1,2-Dichloroethene	ND	ug/kg	55.8	9.2	1	05/01/14 11:11	05/01/14 21:04	156-59-2	
trans-1,2-Dichloroethene	ND	ug/kg	55.8	6.8	1	05/01/14 11:11	05/01/14 21:04	156-60-5	
Dichlorofluoromethane	ND	ug/kg	558	45.8	1	05/01/14 11:11	05/01/14 21:04	75-43-4	
1,2-Dichloropropane	ND	ug/kg	55.8	6.6	1	05/01/14 11:11	05/01/14 21:04	78-87-5	
1,3-Dichloropropane	ND	ug/kg	55.8	27.9	1	05/01/14 11:11	05/01/14 21:04	142-28-9	
2,2-Dichloropropane	ND	ug/kg	223	55.0	1	05/01/14 11:11	05/01/14 21:04	594-20-7	
1,1-Dichloropropene	ND	ug/kg	55.8	7.1	1	05/01/14 11:11	05/01/14 21:04	563-58-6	
cis-1,3-Dichloropropene	ND	ug/kg	55.8	4.4	1	05/01/14 11:11	05/01/14 21:04	10061-01-5	
trans-1,3-Dichloropropene	ND	ug/kg	55.8	5.5	1	05/01/14 11:11	05/01/14 21:04	10061-02-6	
Diethyl ether (Ethyl ether)	ND	ug/kg	223	12.5	1	05/01/14 11:11	05/01/14 21:04	60-29-7	
Ethylbenzene	ND	ug/kg	55.8	22.3	1	05/01/14 11:11	05/01/14 21:04	100-41-4	
Hexachloro-1,3-butadiene	ND	ug/kg	279	140	1	05/01/14 11:11	05/01/14 21:04	87-68-3	

REPORT OF LABORATORY ANALYSIS

This report shall not be reproduced, except in full,
without the written consent of Pace Analytical Services, Inc..

Pace Analytical Services, Inc.
1700 Elm Street - Suite 200
Minneapolis, MN 55414
(612)607-1700

ANALYTICAL RESULTS

Project: 60317420 St.Louis Park Inc
Pace Project No.: 10264939

Sample: B2-S-N-45 **Lab ID: 10264939011** Collected: 04/21/14 10:20 Received: 04/25/14 12:00 Matrix: Solid

Results reported on a "dry-weight" basis

Parameters	Results	Units	Report Limit	MDL	DF	Prepared	Analyzed	CAS No.	Qual
8260 MSV 5030 Med Level	Analytical Method: EPA 8260 Preparation Method: EPA 5035/5030B								
Isopropylbenzene (Cumene)	ND	ug/kg	55.8	27.9	1	05/01/14 11:11	05/01/14 21:04	98-82-8	
p-Isopropyltoluene	ND	ug/kg	55.8	22.3	1	05/01/14 11:11	05/01/14 21:04	99-87-6	
Methylene Chloride	ND	ug/kg	223	112	1	05/01/14 11:11	05/01/14 21:04	75-09-2	
4-Methyl-2-pentanone (MIBK)	ND	ug/kg	279	140	1	05/01/14 11:11	05/01/14 21:04	108-10-1	
Methyl-tert-butyl ether	ND	ug/kg	55.8	27.9	1	05/01/14 11:11	05/01/14 21:04	1634-04-4	
Naphthalene	**468**	ug/kg	223	112	1	05/01/14 11:11	05/01/14 21:04	91-20-3	
n-Propylbenzene	ND	ug/kg	55.8	22.3	1	05/01/14 11:11	05/01/14 21:04	103-65-1	
Styrene	ND	ug/kg	55.8	4.5	1	05/01/14 11:11	05/01/14 21:04	100-42-5	
1,1,1,2-Tetrachloroethane	ND	ug/kg	55.8	27.9	1	05/01/14 11:11	05/01/14 21:04	630-20-6	
1,1,2,2-Tetrachloroethane	ND	ug/kg	55.8	7.2	1	05/01/14 11:11	05/01/14 21:04	79-34-5	
Tetrachloroethene	ND	ug/kg	55.8	7.4	1	05/01/14 11:11	05/01/14 21:04	127-18-4	
Tetrahydrofuran	ND	ug/kg	2230	67.3	1	05/01/14 11:11	05/01/14 21:04	109-99-9	
Toluene	ND	ug/kg	55.8	22.3	1	05/01/14 11:11	05/01/14 21:04	108-88-3	
1,2,3-Trichlorobenzene	ND	ug/kg	55.8	22.3	1	05/01/14 11:11	05/01/14 21:04	87-61-6	
1,2,4-Trichlorobenzene	ND	ug/kg	55.8	22.3	1	05/01/14 11:11	05/01/14 21:04	120-82-1	
1,1,1-Trichloroethane	ND	ug/kg	55.8	3.7	1	05/01/14 11:11	05/01/14 21:04	71-55-6	
1,1,2-Trichloroethane	ND	ug/kg	55.8	5.0	1	05/01/14 11:11	05/01/14 21:04	79-00-5	
Trichloroethene	ND	ug/kg	55.8	8.5	1	05/01/14 11:11	05/01/14 21:04	79-01-6	
Trichlorofluoromethane	ND	ug/kg	223	10.3	1	05/01/14 11:11	05/01/14 21:04	75-69-4	L3
1,2,3-Trichloropropane	ND	ug/kg	223	16.4	1	05/01/14 11:11	05/01/14 21:04	96-18-4	
1,1,2-Trichlorotrifluoroethane	ND	ug/kg	55.8	27.9	1	05/01/14 11:11	05/01/14 21:04	76-13-1	
1,2,4-Trimethylbenzene	ND	ug/kg	55.8	27.9	1	05/01/14 11:11	05/01/14 21:04	95-63-6	
1,3,5-Trimethylbenzene	ND	ug/kg	55.8	27.9	1	05/01/14 11:11	05/01/14 21:04	108-67-8	
Vinyl chloride	ND	ug/kg	22.3	8.9	1	05/01/14 11:11	05/01/14 21:04	75-01-4	
Xylene (Total)	ND	ug/kg	167	67.0	1	05/01/14 11:11	05/01/14 21:04	1330-20-7	
Surrogates									
1,2-Dichloroethane-d4 (S)	99	%.	74-125		1	05/01/14 11:11	05/01/14 21:04	17060-07-0	
Toluene-d8 (S)	99	%.	75-125		1	05/01/14 11:11	05/01/14 21:04	2037-26-5	
4-Bromofluorobenzene (S)	98	%.	75-125		1	05/01/14 11:11	05/01/14 21:04	460-00-4	

REPORT OF LABORATORY ANALYSIS

This report shall not be reproduced, except in full,
without the written consent of Pace Analytical Services, Inc..

Pace Analytical Services, Inc.
1700 Elm Street - Suite 200
Minneapolis, MN 55414
(612)607-1700

ANALYTICAL RESULTS

Project: 60317420 St.Louis Park Inc
Pace Project No.: 10264939

Sample: B3-S-N-36 **Lab ID: 10264939012** Collected: 04/21/14 12:00 Received: 04/25/14 12:00 Matrix: Solid

Results reported on a "dry-weight" basis

Parameters	Results	Units	Report Limit	MDL	DF	Prepared	Analyzed	CAS No.	Qual
Dry Weight	Analytical Method: ASTM D2974								
Percent Moisture	**14.5**	%	0.10	0.10	1		05/01/14 00:00		
8260 MSV 5030 Med Level	Analytical Method: EPA 8260 Preparation Method: EPA 5035/5030B								
Acetone	ND	ug/kg	1190	595	1	05/01/14 11:11	05/01/14 21:22	67-64-1	
Allyl chloride	ND	ug/kg	238	10.5	1	05/01/14 11:11	05/01/14 21:22	107-05-1	
Benzene	ND	ug/kg	23.8	11.9	1	05/01/14 11:11	05/01/14 21:22	71-43-2	
Bromobenzene	ND	ug/kg	59.5	7.0	1	05/01/14 11:11	05/01/14 21:22	108-86-1	
Bromochloromethane	ND	ug/kg	59.5	12.1	1	05/01/14 11:11	05/01/14 21:22	74-97-5	
Bromodichloromethane	ND	ug/kg	59.5	7.6	1	05/01/14 11:11	05/01/14 21:22	75-27-4	
Bromoform	ND	ug/kg	238	119	1	05/01/14 11:11	05/01/14 21:22	75-25-2	
Bromomethane	ND	ug/kg	595	298	1	05/01/14 11:11	05/01/14 21:22	74-83-9	
2-Butanone (MEK)	ND	ug/kg	298	149	1	05/01/14 11:11	05/01/14 21:22	78-93-3	
n-Butylbenzene	ND	ug/kg	59.5	23.8	1	05/01/14 11:11	05/01/14 21:22	104-51-8	
sec-Butylbenzene	ND	ug/kg	59.5	23.8	1	05/01/14 11:11	05/01/14 21:22	135-98-8	
tert-Butylbenzene	ND	ug/kg	59.5	23.8	1	05/01/14 11:11	05/01/14 21:22	98-06-6	
Carbon tetrachloride	ND	ug/kg	59.5	6.0	1	05/01/14 11:11	05/01/14 21:22	56-23-5	
Chlorobenzene	ND	ug/kg	59.5	4.4	1	05/01/14 11:11	05/01/14 21:22	108-90-7	
Chloroethane	ND	ug/kg	595	14.9	1	05/01/14 11:11	05/01/14 21:22	75-00-3	
Chloroform	ND	ug/kg	59.5	9.1	1	05/01/14 11:11	05/01/14 21:22	67-66-3	
Chloromethane	ND	ug/kg	238	18.1	1	05/01/14 11:11	05/01/14 21:22	74-87-3	
2-Chlorotoluene	ND	ug/kg	59.5	29.8	1	05/01/14 11:11	05/01/14 21:22	95-49-8	
4-Chlorotoluene	ND	ug/kg	59.5	29.8	1	05/01/14 11:11	05/01/14 21:22	106-43-4	
1,2-Dibromo-3-chloropropane	ND	ug/kg	595	86.9	1	05/01/14 11:11	05/01/14 21:22	96-12-8	
Dibromochloromethane	ND	ug/kg	59.5	7.6	1	05/01/14 11:11	05/01/14 21:22	124-48-1	
1,2-Dibromoethane (EDB)	ND	ug/kg	59.5	6.4	1	05/01/14 11:11	05/01/14 21:22	106-93-4	
Dibromomethane	ND	ug/kg	59.5	9.3	1	05/01/14 11:11	05/01/14 21:22	74-95-3	
1,2-Dichlorobenzene	ND	ug/kg	59.5	29.8	1	05/01/14 11:11	05/01/14 21:22	95-50-1	
1,3-Dichlorobenzene	ND	ug/kg	59.5	29.8	1	05/01/14 11:11	05/01/14 21:22	541-73-1	
1,4-Dichlorobenzene	ND	ug/kg	59.5	29.8	1	05/01/14 11:11	05/01/14 21:22	106-46-7	
Dichlorodifluoromethane	ND	ug/kg	59.5	18.1	1	05/01/14 11:11	05/01/14 21:22	75-71-8	
1,1-Dichloroethane	ND	ug/kg	59.5	4.9	1	05/01/14 11:11	05/01/14 21:22	75-34-3	
1,2-Dichloroethane	ND	ug/kg	59.5	8.0	1	05/01/14 11:11	05/01/14 21:22	107-06-2	
1,1-Dichloroethene	ND	ug/kg	59.5	8.5	1	05/01/14 11:11	05/01/14 21:22	75-35-4	
cis-1,2-Dichloroethene	ND	ug/kg	59.5	9.8	1	05/01/14 11:11	05/01/14 21:22	156-59-2	
trans-1,2-Dichloroethene	ND	ug/kg	59.5	7.3	1	05/01/14 11:11	05/01/14 21:22	156-60-5	
Dichlorofluoromethane	ND	ug/kg	595	48.8	1	05/01/14 11:11	05/01/14 21:22	75-43-4	
1,2-Dichloropropane	ND	ug/kg	59.5	7.0	1	05/01/14 11:11	05/01/14 21:22	78-87-5	
1,3-Dichloropropane	ND	ug/kg	59.5	29.8	1	05/01/14 11:11	05/01/14 21:22	142-28-9	
2,2-Dichloropropane	ND	ug/kg	238	58.7	1	05/01/14 11:11	05/01/14 21:22	594-20-7	
1,1-Dichloropropene	ND	ug/kg	59.5	7.6	1	05/01/14 11:11	05/01/14 21:22	563-58-6	
cis-1,3-Dichloropropene	ND	ug/kg	59.5	4.7	1	05/01/14 11:11	05/01/14 21:22	10061-01-5	
trans-1,3-Dichloropropene	ND	ug/kg	59.5	5.9	1	05/01/14 11:11	05/01/14 21:22	10061-02-6	
Diethyl ether (Ethyl ether)	ND	ug/kg	238	13.3	1	05/01/14 11:11	05/01/14 21:22	60-29-7	
Ethylbenzene	ND	ug/kg	59.5	23.8	1	05/01/14 11:11	05/01/14 21:22	100-41-4	
Hexachloro-1,3-butadiene	ND	ug/kg	298	149	1	05/01/14 11:11	05/01/14 21:22	87-68-3	

REPORT OF LABORATORY ANALYSIS

This report shall not be reproduced, except in full,
without the written consent of Pace Analytical Services, Inc..

Pace Analytical Services, Inc.
1700 Elm Street - Suite 200
Minneapolis, MN 55414
(612)607-1700

ANALYTICAL RESULTS

Project: 60317420 St.Louis Park Inc
Pace Project No.: 10264939

Sample: B3-S-N-36 **Lab ID: 10264939012** Collected: 04/21/14 12:00 Received: 04/25/14 12:00 Matrix: Solid

Results reported on a "dry-weight" basis

Parameters	Results	Units	Report Limit	MDL	DF	Prepared	Analyzed	CAS No.	Qual
8260 MSV 5030 Med Level	Analytical Method: EPA 8260 Preparation Method: EPA 5035/5030B								
Isopropylbenzene (Cumene)	ND	ug/kg	59.5	29.8	1	05/01/14 11:11	05/01/14 21:22	98-82-8	
p-Isopropyltoluene	ND	ug/kg	59.5	23.8	1	05/01/14 11:11	05/01/14 21:22	99-87-6	
Methylene Chloride	ND	ug/kg	238	119	1	05/01/14 11:11	05/01/14 21:22	75-09-2	
4-Methyl-2-pentanone (MIBK)	ND	ug/kg	298	149	1	05/01/14 11:11	05/01/14 21:22	108-10-1	
Methyl-tert-butyl ether	ND	ug/kg	59.5	29.8	1	05/01/14 11:11	05/01/14 21:22	1634-04-4	
Naphthalene	ND	ug/kg	238	119	1	05/01/14 11:11	05/01/14 21:22	91-20-3	
n-Propylbenzene	ND	ug/kg	59.5	23.8	1	05/01/14 11:11	05/01/14 21:22	103-65-1	
Styrene	ND	ug/kg	59.5	4.8	1	05/01/14 11:11	05/01/14 21:22	100-42-5	
1,1,1,2-Tetrachloroethane	ND	ug/kg	59.5	29.8	1	05/01/14 11:11	05/01/14 21:22	630-20-6	
1,1,2,2-Tetrachloroethane	ND	ug/kg	59.5	7.7	1	05/01/14 11:11	05/01/14 21:22	79-34-5	
Tetrachloroethene	ND	ug/kg	59.5	7.8	1	05/01/14 11:11	05/01/14 21:22	127-18-4	
Tetrahydrofuran	ND	ug/kg	2380	71.8	1	05/01/14 11:11	05/01/14 21:22	109-99-9	
Toluene	ND	ug/kg	59.5	23.8	1	05/01/14 11:11	05/01/14 21:22	108-88-3	
1,2,3-Trichlorobenzene	ND	ug/kg	59.5	23.8	1	05/01/14 11:11	05/01/14 21:22	87-61-6	
1,2,4-Trichlorobenzene	ND	ug/kg	59.5	23.8	1	05/01/14 11:11	05/01/14 21:22	120-82-1	
1,1,1-Trichloroethane	ND	ug/kg	59.5	4.0	1	05/01/14 11:11	05/01/14 21:22	71-55-6	
1,1,2-Trichloroethane	ND	ug/kg	59.5	5.3	1	05/01/14 11:11	05/01/14 21:22	79-00-5	
Trichloroethene	ND	ug/kg	59.5	9.0	1	05/01/14 11:11	05/01/14 21:22	79-01-6	
Trichlorofluoromethane	ND	ug/kg	238	11.0	1	05/01/14 11:11	05/01/14 21:22	75-69-4	L3
1,2,3-Trichloropropane	ND	ug/kg	238	17.5	1	05/01/14 11:11	05/01/14 21:22	96-18-4	
1,1,2-Trichlorotrifluoroethane	ND	ug/kg	59.5	29.8	1	05/01/14 11:11	05/01/14 21:22	76-13-1	
1,2,4-Trimethylbenzene	ND	ug/kg	59.5	29.8	1	05/01/14 11:11	05/01/14 21:22	95-63-6	
1,3,5-Trimethylbenzene	ND	ug/kg	59.5	29.8	1	05/01/14 11:11	05/01/14 21:22	108-67-8	
Vinyl chloride	ND	ug/kg	23.8	9.5	1	05/01/14 11:11	05/01/14 21:22	75-01-4	
Xylene (Total)	ND	ug/kg	179	71.5	1	05/01/14 11:11	05/01/14 21:22	1330-20-7	
Surrogates									
1,2-Dichloroethane-d4 (S)	102	%.	74-125		1	05/01/14 11:11	05/01/14 21:22	17060-07-0	
Toluene-d8 (S)	98	%.	75-125		1	05/01/14 11:11	05/01/14 21:22	2037-26-5	
4-Bromofluorobenzene (S)	99	%.	75-125		1	05/01/14 11:11	05/01/14 21:22	460-00-4	

REPORT OF LABORATORY ANALYSIS

This report shall not be reproduced, except in full,
without the written consent of Pace Analytical Services, Inc..

Pace Analytical Services, Inc.
1700 Elm Street - Suite 200
Minneapolis, MN 55414
(612)607-1700

ANALYTICAL RESULTS

Project: 60317420 St.Louis Park Inc
Pace Project No.: 10264939

Sample: B3-S-N-50 **Lab ID: 10264939013** Collected: 04/21/14 12:10 Received: 04/25/14 12:00 Matrix: Solid

Results reported on a "dry-weight" basis

Parameters	Results	Units	Report Limit	MDL	DF	Prepared	Analyzed	CAS No.	Qual
Dry Weight	Analytical Method: ASTM D2974								
Percent Moisture	**15.7**	%	0.10	0.10	1		05/01/14 00:00		
8260 MSV 5030 Med Level	Analytical Method: EPA 8260 Preparation Method: EPA 5035/5030B								
Acetone	ND	ug/kg	1220	612	1	05/01/14 11:11	05/01/14 21:40	67-64-1	
Allyl chloride	ND	ug/kg	245	10.8	1	05/01/14 11:11	05/01/14 21:40	107-05-1	
Benzene	ND	ug/kg	24.5	12.2	1	05/01/14 11:11	05/01/14 21:40	71-43-2	
Bromobenzene	ND	ug/kg	61.2	7.2	1	05/01/14 11:11	05/01/14 21:40	108-86-1	
Bromochloromethane	ND	ug/kg	61.2	12.5	1	05/01/14 11:11	05/01/14 21:40	74-97-5	
Bromodichloromethane	ND	ug/kg	61.2	7.8	1	05/01/14 11:11	05/01/14 21:40	75-27-4	
Bromoform	ND	ug/kg	245	122	1	05/01/14 11:11	05/01/14 21:40	75-25-2	
Bromomethane	ND	ug/kg	612	306	1	05/01/14 11:11	05/01/14 21:40	74-83-9	
2-Butanone (MEK)	ND	ug/kg	306	153	1	05/01/14 11:11	05/01/14 21:40	78-93-3	
n-Butylbenzene	ND	ug/kg	61.2	24.5	1	05/01/14 11:11	05/01/14 21:40	104-51-8	
sec-Butylbenzene	ND	ug/kg	61.2	24.5	1	05/01/14 11:11	05/01/14 21:40	135-98-8	
tert-Butylbenzene	ND	ug/kg	61.2	24.5	1	05/01/14 11:11	05/01/14 21:40	98-06-6	
Carbon tetrachloride	ND	ug/kg	61.2	6.1	1	05/01/14 11:11	05/01/14 21:40	56-23-5	
Chlorobenzene	ND	ug/kg	61.2	4.5	1	05/01/14 11:11	05/01/14 21:40	108-90-7	
Chloroethane	ND	ug/kg	612	15.3	1	05/01/14 11:11	05/01/14 21:40	75-00-3	
Chloroform	ND	ug/kg	61.2	9.3	1	05/01/14 11:11	05/01/14 21:40	67-66-3	
Chloromethane	ND	ug/kg	245	18.6	1	05/01/14 11:11	05/01/14 21:40	74-87-3	
2-Chlorotoluene	ND	ug/kg	61.2	30.6	1	05/01/14 11:11	05/01/14 21:40	95-49-8	
4-Chlorotoluene	ND	ug/kg	61.2	30.6	1	05/01/14 11:11	05/01/14 21:40	106-43-4	
1,2-Dibromo-3-chloropropane	ND	ug/kg	612	89.4	1	05/01/14 11:11	05/01/14 21:40	96-12-8	
Dibromochloromethane	ND	ug/kg	61.2	7.8	1	05/01/14 11:11	05/01/14 21:40	124-48-1	
1,2-Dibromoethane (EDB)	ND	ug/kg	61.2	6.6	1	05/01/14 11:11	05/01/14 21:40	106-93-4	
Dibromomethane	ND	ug/kg	61.2	9.6	1	05/01/14 11:11	05/01/14 21:40	74-95-3	
1,2-Dichlorobenzene	ND	ug/kg	61.2	30.6	1	05/01/14 11:11	05/01/14 21:40	95-50-1	
1,3-Dichlorobenzene	ND	ug/kg	61.2	30.6	1	05/01/14 11:11	05/01/14 21:40	541-73-1	
1,4-Dichlorobenzene	ND	ug/kg	61.2	30.6	1	05/01/14 11:11	05/01/14 21:40	106-46-7	
Dichlorodifluoromethane	ND	ug/kg	61.2	18.6	1	05/01/14 11:11	05/01/14 21:40	75-71-8	
1,1-Dichloroethane	ND	ug/kg	61.2	5.0	1	05/01/14 11:11	05/01/14 21:40	75-34-3	
1,2-Dichloroethane	ND	ug/kg	61.2	8.2	1	05/01/14 11:11	05/01/14 21:40	107-06-2	
1,1-Dichloroethene	ND	ug/kg	61.2	8.7	1	05/01/14 11:11	05/01/14 21:40	75-35-4	
cis-1,2-Dichloroethene	ND	ug/kg	61.2	10.0	1	05/01/14 11:11	05/01/14 21:40	156-59-2	
trans-1,2-Dichloroethene	ND	ug/kg	61.2	7.5	1	05/01/14 11:11	05/01/14 21:40	156-60-5	
Dichlorofluoromethane	ND	ug/kg	612	50.2	1	05/01/14 11:11	05/01/14 21:40	75-43-4	
1,2-Dichloropropane	ND	ug/kg	61.2	7.2	1	05/01/14 11:11	05/01/14 21:40	78-87-5	
1,3-Dichloropropane	ND	ug/kg	61.2	30.6	1	05/01/14 11:11	05/01/14 21:40	142-28-9	
2,2-Dichloropropane	ND	ug/kg	245	60.4	1	05/01/14 11:11	05/01/14 21:40	594-20-7	
1,1-Dichloropropene	ND	ug/kg	61.2	7.8	1	05/01/14 11:11	05/01/14 21:40	563-58-6	
cis-1,3-Dichloropropene	ND	ug/kg	61.2	4.8	1	05/01/14 11:11	05/01/14 21:40	10061-01-5	
trans-1,3-Dichloropropene	ND	ug/kg	61.2	6.0	1	05/01/14 11:11	05/01/14 21:40	10061-02-6	
Diethyl ether (Ethyl ether)	ND	ug/kg	245	13.7	1	05/01/14 11:11	05/01/14 21:40	60-29-7	
Ethylbenzene	ND	ug/kg	61.2	24.5	1	05/01/14 11:11	05/01/14 21:40	100-41-4	
Hexachloro-1,3-butadiene	ND	ug/kg	306	153	1	05/01/14 11:11	05/01/14 21:40	87-68-3	

REPORT OF LABORATORY ANALYSIS

This report shall not be reproduced, except in full,
without the written consent of Pace Analytical Services, Inc..

Pace Analytical Services, Inc.
1700 Elm Street - Suite 200
Minneapolis, MN 55414
(612)607-1700

ANALYTICAL RESULTS

Project: 60317420 St.Louis Park Inc
Pace Project No.: 10264939

Sample: B3-S-N-50 **Lab ID: 10264939013** Collected: 04/21/14 12:10 Received: 04/25/14 12:00 Matrix: Solid

Results reported on a "dry-weight" basis

Parameters	Results	Units	Report Limit	MDL	DF	Prepared	Analyzed	CAS No.	Qual
8260 MSV 5030 Med Level	Analytical Method: EPA 8260 Preparation Method: EPA 5035/5030B								
Isopropylbenzene (Cumene)	ND	ug/kg	61.2	30.6	1	05/01/14 11:11	05/01/14 21:40	98-82-8	
p-Isopropyltoluene	ND	ug/kg	61.2	24.5	1	05/01/14 11:11	05/01/14 21:40	99-87-6	
Methylene Chloride	ND	ug/kg	245	122	1	05/01/14 11:11	05/01/14 21:40	75-09-2	
4-Methyl-2-pentanone (MIBK)	ND	ug/kg	306	153	1	05/01/14 11:11	05/01/14 21:40	108-10-1	
Methyl-tert-butyl ether	ND	ug/kg	61.2	30.6	1	05/01/14 11:11	05/01/14 21:40	1634-04-4	
Naphthalene	**797**	ug/kg	245	122	1	05/01/14 11:11	05/01/14 21:40	91-20-3	
n-Propylbenzene	ND	ug/kg	61.2	24.5	1	05/01/14 11:11	05/01/14 21:40	103-65-1	
Styrene	ND	ug/kg	61.2	5.0	1	05/01/14 11:11	05/01/14 21:40	100-42-5	
1,1,1,2-Tetrachloroethane	ND	ug/kg	61.2	30.6	1	05/01/14 11:11	05/01/14 21:40	630-20-6	
1,1,2,2-Tetrachloroethane	ND	ug/kg	61.2	7.9	1	05/01/14 11:11	05/01/14 21:40	79-34-5	
Tetrachloroethene	ND	ug/kg	61.2	8.1	1	05/01/14 11:11	05/01/14 21:40	127-18-4	
Tetrahydrofuran	ND	ug/kg	2450	73.9	1	05/01/14 11:11	05/01/14 21:40	109-99-9	
Toluene	ND	ug/kg	61.2	24.5	1	05/01/14 11:11	05/01/14 21:40	108-88-3	
1,2,3-Trichlorobenzene	ND	ug/kg	61.2	24.5	1	05/01/14 11:11	05/01/14 21:40	87-61-6	
1,2,4-Trichlorobenzene	ND	ug/kg	61.2	24.5	1	05/01/14 11:11	05/01/14 21:40	120-82-1	
1,1,1-Trichloroethane	ND	ug/kg	61.2	4.1	1	05/01/14 11:11	05/01/14 21:40	71-55-6	
1,1,2-Trichloroethane	ND	ug/kg	61.2	5.5	1	05/01/14 11:11	05/01/14 21:40	79-00-5	
Trichloroethene	ND	ug/kg	61.2	9.3	1	05/01/14 11:11	05/01/14 21:40	79-01-6	
Trichlorofluoromethane	ND	ug/kg	245	11.3	1	05/01/14 11:11	05/01/14 21:40	75-69-4	L3
1,2,3-Trichloropropane	ND	ug/kg	245	18.0	1	05/01/14 11:11	05/01/14 21:40	96-18-4	
1,1,2-Trichlorotrifluoroethane	ND	ug/kg	61.2	30.6	1	05/01/14 11:11	05/01/14 21:40	76-13-1	
1,2,4-Trimethylbenzene	ND	ug/kg	61.2	30.6	1	05/01/14 11:11	05/01/14 21:40	95-63-6	
1,3,5-Trimethylbenzene	ND	ug/kg	61.2	30.6	1	05/01/14 11:11	05/01/14 21:40	108-67-8	
Vinyl chloride	ND	ug/kg	24.5	9.8	1	05/01/14 11:11	05/01/14 21:40	75-01-4	
Xylene (Total)	ND	ug/kg	184	73.5	1	05/01/14 11:11	05/01/14 21:40	1330-20-7	
Surrogates									
1,2-Dichloroethane-d4 (S)	100	%.	74-125		1	05/01/14 11:11	05/01/14 21:40	17060-07-0	
Toluene-d8 (S)	98	%.	75-125		1	05/01/14 11:11	05/01/14 21:40	2037-26-5	
4-Bromofluorobenzene (S)	99	%.	75-125		1	05/01/14 11:11	05/01/14 21:40	460-00-4	

REPORT OF LABORATORY ANALYSIS

This report shall not be reproduced, except in full,
without the written consent of Pace Analytical Services, Inc..

Pace Analytical Services, Inc.
1700 Elm Street - Suite 200
Minneapolis, MN 55414
(612)607-1700

ANALYTICAL RESULTS

Project: 60317420 St.Louis Park Inc
Pace Project No.: 10264939

Sample: B3-S-N-4 **Lab ID: 10264939014** Collected: 04/21/14 12:30 Received: 04/25/14 12:00 Matrix: Solid

Results reported on a "dry-weight" basis

Parameters	Results	Units	Report Limit	MDL	DF	Prepared	Analyzed	CAS No.	Qual
Dry Weight	Analytical Method: ASTM D2974								
Percent Moisture	**2.9**	%	0.10	0.10	1		05/01/14 00:00		
8260 MSV 5030 Med Level	Analytical Method: EPA 8260 Preparation Method: EPA 5035/5030B								
Acetone	ND	ug/kg	1050	525	1	05/01/14 11:11	05/01/14 21:58	67-64-1	
Allyl chloride	ND	ug/kg	210	9.2	1	05/01/14 11:11	05/01/14 21:58	107-05-1	
Benzene	ND	ug/kg	21.0	10.5	1	05/01/14 11:11	05/01/14 21:58	71-43-2	
Bromobenzene	ND	ug/kg	52.5	6.1	1	05/01/14 11:11	05/01/14 21:58	108-86-1	
Bromochloromethane	ND	ug/kg	52.5	10.7	1	05/01/14 11:11	05/01/14 21:58	74-97-5	
Bromodichloromethane	ND	ug/kg	52.5	6.7	1	05/01/14 11:11	05/01/14 21:58	75-27-4	
Bromoform	ND	ug/kg	210	105	1	05/01/14 11:11	05/01/14 21:58	75-25-2	
Bromomethane	ND	ug/kg	525	262	1	05/01/14 11:11	05/01/14 21:58	74-83-9	
2-Butanone (MEK)	ND	ug/kg	262	131	1	05/01/14 11:11	05/01/14 21:58	78-93-3	
n-Butylbenzene	ND	ug/kg	52.5	21.0	1	05/01/14 11:11	05/01/14 21:58	104-51-8	
sec-Butylbenzene	ND	ug/kg	52.5	21.0	1	05/01/14 11:11	05/01/14 21:58	135-98-8	
tert-Butylbenzene	ND	ug/kg	52.5	21.0	1	05/01/14 11:11	05/01/14 21:58	98-06-6	
Carbon tetrachloride	ND	ug/kg	52.5	5.2	1	05/01/14 11:11	05/01/14 21:58	56-23-5	
Chlorobenzene	ND	ug/kg	52.5	3.9	1	05/01/14 11:11	05/01/14 21:58	108-90-7	
Chloroethane	ND	ug/kg	525	13.1	1	05/01/14 11:11	05/01/14 21:58	75-00-3	
Chloroform	ND	ug/kg	52.5	8.0	1	05/01/14 11:11	05/01/14 21:58	67-66-3	
Chloromethane	ND	ug/kg	210	16.0	1	05/01/14 11:11	05/01/14 21:58	74-87-3	
2-Chlorotoluene	ND	ug/kg	52.5	26.2	1	05/01/14 11:11	05/01/14 21:58	95-49-8	
4-Chlorotoluene	ND	ug/kg	52.5	26.2	1	05/01/14 11:11	05/01/14 21:58	106-43-4	
1,2-Dibromo-3-chloropropane	ND	ug/kg	525	76.6	1	05/01/14 11:11	05/01/14 21:58	96-12-8	
Dibromochloromethane	ND	ug/kg	52.5	6.7	1	05/01/14 11:11	05/01/14 21:58	124-48-1	
1,2-Dibromoethane (EDB)	ND	ug/kg	52.5	5.7	1	05/01/14 11:11	05/01/14 21:58	106-93-4	
Dibromomethane	ND	ug/kg	52.5	8.2	1	05/01/14 11:11	05/01/14 21:58	74-95-3	
1,2-Dichlorobenzene	ND	ug/kg	52.5	26.2	1	05/01/14 11:11	05/01/14 21:58	95-50-1	
1,3-Dichlorobenzene	ND	ug/kg	52.5	26.2	1	05/01/14 11:11	05/01/14 21:58	541-73-1	
1,4-Dichlorobenzene	ND	ug/kg	52.5	26.2	1	05/01/14 11:11	05/01/14 21:58	106-46-7	
Dichlorodifluoromethane	ND	ug/kg	52.5	16.0	1	05/01/14 11:11	05/01/14 21:58	75-71-8	
1,1-Dichloroethane	ND	ug/kg	52.5	4.3	1	05/01/14 11:11	05/01/14 21:58	75-34-3	
1,2-Dichloroethane	ND	ug/kg	52.5	7.1	1	05/01/14 11:11	05/01/14 21:58	107-06-2	
1,1-Dichloroethene	ND	ug/kg	52.5	7.5	1	05/01/14 11:11	05/01/14 21:58	75-35-4	
cis-1,2-Dichloroethene	ND	ug/kg	52.5	8.6	1	05/01/14 11:11	05/01/14 21:58	156-59-2	
trans-1,2-Dichloroethene	ND	ug/kg	52.5	6.4	1	05/01/14 11:11	05/01/14 21:58	156-60-5	
Dichlorofluoromethane	ND	ug/kg	525	43.0	1	05/01/14 11:11	05/01/14 21:58	75-43-4	
1,2-Dichloropropane	ND	ug/kg	52.5	6.2	1	05/01/14 11:11	05/01/14 21:58	78-87-5	
1,3-Dichloropropane	ND	ug/kg	52.5	26.2	1	05/01/14 11:11	05/01/14 21:58	142-28-9	
2,2-Dichloropropane	ND	ug/kg	210	51.8	1	05/01/14 11:11	05/01/14 21:58	594-20-7	
1,1-Dichloropropene	ND	ug/kg	52.5	6.7	1	05/01/14 11:11	05/01/14 21:58	563-58-6	
cis-1,3-Dichloropropene	ND	ug/kg	52.5	4.1	1	05/01/14 11:11	05/01/14 21:58	10061-01-5	
trans-1,3-Dichloropropene	ND	ug/kg	52.5	5.2	1	05/01/14 11:11	05/01/14 21:58	10061-02-6	
Diethyl ether (Ethyl ether)	ND	ug/kg	210	11.8	1	05/01/14 11:11	05/01/14 21:58	60-29-7	
Ethylbenzene	ND	ug/kg	52.5	21.0	1	05/01/14 11:11	05/01/14 21:58	100-41-4	
Hexachloro-1,3-butadiene	ND	ug/kg	262	131	1	05/01/14 11:11	05/01/14 21:58	87-68-3	

REPORT OF LABORATORY ANALYSIS

This report shall not be reproduced, except in full,
without the written consent of Pace Analytical Services, Inc..

Pace Analytical Services, Inc.
1700 Elm Street - Suite 200
Minneapolis, MN 55414
(612)607-1700

ANALYTICAL RESULTS

Project: 60317420 St.Louis Park Inc
Pace Project No.: 10264939

Sample: B3-S-N-4 **Lab ID: 10264939014** Collected: 04/21/14 12:30 Received: 04/25/14 12:00 Matrix: Solid

Results reported on a "dry-weight" basis

Parameters	Results	Units	Report Limit	MDL	DF	Prepared	Analyzed	CAS No.	Qual
8260 MSV 5030 Med Level	Analytical Method: EPA 8260 Preparation Method: EPA 5035/5030B								
Isopropylbenzene (Cumene)	ND	ug/kg	52.5	26.2	1	05/01/14 11:11	05/01/14 21:58	98-82-8	
p-Isopropyltoluene	ND	ug/kg	52.5	21.0	1	05/01/14 11:11	05/01/14 21:58	99-87-6	
Methylene Chloride	ND	ug/kg	210	105	1	05/01/14 11:11	05/01/14 21:58	75-09-2	
4-Methyl-2-pentanone (MIBK)	ND	ug/kg	262	131	1	05/01/14 11:11	05/01/14 21:58	108-10-1	
Methyl-tert-butyl ether	ND	ug/kg	52.5	26.2	1	05/01/14 11:11	05/01/14 21:58	1634-04-4	
Naphthalene	ND	ug/kg	210	105	1	05/01/14 11:11	05/01/14 21:58	91-20-3	
n-Propylbenzene	ND	ug/kg	52.5	21.0	1	05/01/14 11:11	05/01/14 21:58	103-65-1	
Styrene	ND	ug/kg	52.5	4.3	1	05/01/14 11:11	05/01/14 21:58	100-42-5	
1,1,1,2-Tetrachloroethane	ND	ug/kg	52.5	26.2	1	05/01/14 11:11	05/01/14 21:58	630-20-6	
1,1,2,2-Tetrachloroethane	ND	ug/kg	52.5	6.8	1	05/01/14 11:11	05/01/14 21:58	79-34-5	
Tetrachloroethene	ND	ug/kg	52.5	6.9	1	05/01/14 11:11	05/01/14 21:58	127-18-4	
Tetrahydrofuran	ND	ug/kg	2100	63.3	1	05/01/14 11:11	05/01/14 21:58	109-99-9	
Toluene	ND	ug/kg	52.5	21.0	1	05/01/14 11:11	05/01/14 21:58	108-88-3	
1,2,3-Trichlorobenzene	ND	ug/kg	52.5	21.0	1	05/01/14 11:11	05/01/14 21:58	87-61-6	
1,2,4-Trichlorobenzene	ND	ug/kg	52.5	21.0	1	05/01/14 11:11	05/01/14 21:58	120-82-1	
1,1,1-Trichloroethane	ND	ug/kg	52.5	3.5	1	05/01/14 11:11	05/01/14 21:58	71-55-6	
1,1,2-Trichloroethane	ND	ug/kg	52.5	4.7	1	05/01/14 11:11	05/01/14 21:58	79-00-5	
Trichloroethene	ND	ug/kg	52.5	8.0	1	05/01/14 11:11	05/01/14 21:58	79-01-6	
Trichlorofluoromethane	ND	ug/kg	210	9.7	1	05/01/14 11:11	05/01/14 21:58	75-69-4	L3
1,2,3-Trichloropropane	ND	ug/kg	210	15.4	1	05/01/14 11:11	05/01/14 21:58	96-18-4	
1,1,2-Trichlorotrifluoroethane	ND	ug/kg	52.5	26.2	1	05/01/14 11:11	05/01/14 21:58	76-13-1	
1,2,4-Trimethylbenzene	ND	ug/kg	52.5	26.2	1	05/01/14 11:11	05/01/14 21:58	95-63-6	
1,3,5-Trimethylbenzene	ND	ug/kg	52.5	26.2	1	05/01/14 11:11	05/01/14 21:58	108-67-8	
Vinyl chloride	ND	ug/kg	21.0	8.4	1	05/01/14 11:11	05/01/14 21:58	75-01-4	
Xylene (Total)	ND	ug/kg	157	63.0	1	05/01/14 11:11	05/01/14 21:58	1330-20-7	
Surrogates									
1,2-Dichloroethane-d4 (S)	99	%.	74-125		1	05/01/14 11:11	05/01/14 21:58	17060-07-0	
Toluene-d8 (S)	99	%.	75-125		1	05/01/14 11:11	05/01/14 21:58	2037-26-5	
4-Bromofluorobenzene (S)	98	%.	75-125		1	05/01/14 11:11	05/01/14 21:58	460-00-4	

REPORT OF LABORATORY ANALYSIS

This report shall not be reproduced, except in full,
without the written consent of Pace Analytical Services, Inc..

Pace Analytical Services, Inc.
1700 Elm Street - Suite 200
Minneapolis, MN 55414
(612)607-1700

ANALYTICAL RESULTS

Project: 60317420 St.Louis Park Inc
Pace Project No.: 10264939

Sample: B1-S-N-36 **Lab ID: 10264939015** Collected: 04/22/14 14:00 Received: 04/25/14 12:00 Matrix: Solid

Results reported on a "dry-weight" basis

Parameters	Results	Units	Report Limit	MDL	DF	Prepared	Analyzed	CAS No.	Qual
Dry Weight	Analytical Method: ASTM D2974								
Percent Moisture	**13.5**	%	0.10	0.10	1		05/01/14 00:00		
8260 MSV 5030 Med Level	Analytical Method: EPA 8260 Preparation Method: EPA 5035/5030B								
Acetone	ND	ug/kg	1120	561	1	05/02/14 08:53	05/02/14 19:08	67-64-1	
Allyl chloride	ND	ug/kg	225	9.9	1	05/02/14 08:53	05/02/14 19:08	107-05-1	
Benzene	ND	ug/kg	22.5	11.2	1	05/02/14 08:53	05/02/14 19:08	71-43-2	
Bromobenzene	ND	ug/kg	56.1	6.6	1	05/02/14 08:53	05/02/14 19:08	108-86-1	
Bromochloromethane	ND	ug/kg	56.1	11.5	1	05/02/14 08:53	05/02/14 19:08	74-97-5	
Bromodichloromethane	ND	ug/kg	56.1	7.2	1	05/02/14 08:53	05/02/14 19:08	75-27-4	
Bromoform	ND	ug/kg	225	112	1	05/02/14 08:53	05/02/14 19:08	75-25-2	
Bromomethane	ND	ug/kg	561	281	1	05/02/14 08:53	05/02/14 19:08	74-83-9	
2-Butanone (MEK)	ND	ug/kg	281	140	1	05/02/14 08:53	05/02/14 19:08	78-93-3	
n-Butylbenzene	ND	ug/kg	56.1	22.5	1	05/02/14 08:53	05/02/14 19:08	104-51-8	
sec-Butylbenzene	ND	ug/kg	56.1	22.5	1	05/02/14 08:53	05/02/14 19:08	135-98-8	
tert-Butylbenzene	ND	ug/kg	56.1	22.5	1	05/02/14 08:53	05/02/14 19:08	98-06-6	
Carbon tetrachloride	ND	ug/kg	56.1	5.6	1	05/02/14 08:53	05/02/14 19:08	56-23-5	
Chlorobenzene	ND	ug/kg	56.1	4.2	1	05/02/14 08:53	05/02/14 19:08	108-90-7	
Chloroethane	ND	ug/kg	561	14.0	1	05/02/14 08:53	05/02/14 19:08	75-00-3	
Chloroform	ND	ug/kg	56.1	8.6	1	05/02/14 08:53	05/02/14 19:08	67-66-3	
Chloromethane	ND	ug/kg	225	17.1	1	05/02/14 08:53	05/02/14 19:08	74-87-3	
2-Chlorotoluene	ND	ug/kg	56.1	28.1	1	05/02/14 08:53	05/02/14 19:08	95-49-8	
4-Chlorotoluene	ND	ug/kg	56.1	28.1	1	05/02/14 08:53	05/02/14 19:08	106-43-4	
1,2-Dibromo-3-chloropropane	ND	ug/kg	561	82.0	1	05/02/14 08:53	05/02/14 19:08	96-12-8	
Dibromochloromethane	ND	ug/kg	56.1	7.2	1	05/02/14 08:53	05/02/14 19:08	124-48-1	
1,2-Dibromoethane (EDB)	ND	ug/kg	56.1	6.1	1	05/02/14 08:53	05/02/14 19:08	106-93-4	
Dibromomethane	ND	ug/kg	56.1	8.8	1	05/02/14 08:53	05/02/14 19:08	74-95-3	
1,2-Dichlorobenzene	ND	ug/kg	56.1	28.1	1	05/02/14 08:53	05/02/14 19:08	95-50-1	
1,3-Dichlorobenzene	ND	ug/kg	56.1	28.1	1	05/02/14 08:53	05/02/14 19:08	541-73-1	
1,4-Dichlorobenzene	ND	ug/kg	56.1	28.1	1	05/02/14 08:53	05/02/14 19:08	106-46-7	
Dichlorodifluoromethane	ND	ug/kg	56.1	17.1	1	05/02/14 08:53	05/02/14 19:08	75-71-8	
1,1-Dichloroethane	ND	ug/kg	56.1	4.6	1	05/02/14 08:53	05/02/14 19:08	75-34-3	
1,2-Dichloroethane	ND	ug/kg	56.1	7.6	1	05/02/14 08:53	05/02/14 19:08	107-06-2	
1,1-Dichloroethene	ND	ug/kg	56.1	8.0	1	05/02/14 08:53	05/02/14 19:08	75-35-4	
cis-1,2-Dichloroethene	ND	ug/kg	56.1	9.2	1	05/02/14 08:53	05/02/14 19:08	156-59-2	
trans-1,2-Dichloroethene	ND	ug/kg	56.1	6.8	1	05/02/14 08:53	05/02/14 19:08	156-60-5	
Dichlorofluoromethane	ND	ug/kg	561	46.0	1	05/02/14 08:53	05/02/14 19:08	75-43-4	
1,2-Dichloropropane	ND	ug/kg	56.1	6.6	1	05/02/14 08:53	05/02/14 19:08	78-87-5	
1,3-Dichloropropane	ND	ug/kg	56.1	28.1	1	05/02/14 08:53	05/02/14 19:08	142-28-9	
2,2-Dichloropropane	ND	ug/kg	225	55.4	1	05/02/14 08:53	05/02/14 19:08	594-20-7	
1,1-Dichloropropene	ND	ug/kg	56.1	7.2	1	05/02/14 08:53	05/02/14 19:08	563-58-6	
cis-1,3-Dichloropropene	ND	ug/kg	56.1	4.4	1	05/02/14 08:53	05/02/14 19:08	10061-01-5	
trans-1,3-Dichloropropene	ND	ug/kg	56.1	5.5	1	05/02/14 08:53	05/02/14 19:08	10061-02-6	
Diethyl ether (Ethyl ether)	ND	ug/kg	225	12.6	1	05/02/14 08:53	05/02/14 19:08	60-29-7	
Ethylbenzene	ND	ug/kg	56.1	22.5	1	05/02/14 08:53	05/02/14 19:08	100-41-4	
Hexachloro-1,3-butadiene	ND	ug/kg	281	140	1	05/02/14 08:53	05/02/14 19:08	87-68-3	

REPORT OF LABORATORY ANALYSIS

This report shall not be reproduced, except in full,
without the written consent of Pace Analytical Services, Inc..

Pace Analytical Services, Inc.
1700 Elm Street - Suite 200
Minneapolis, MN 55414
(612)607-1700

ANALYTICAL RESULTS

Project: 60317420 St.Louis Park Inc
Pace Project No.: 10264939

Sample: B1-S-N-36 **Lab ID: 10264939015** Collected: 04/22/14 14:00 Received: 04/25/14 12:00 Matrix: Solid

Results reported on a "dry-weight" basis

Parameters	Results	Units	Report Limit	MDL	DF	Prepared	Analyzed	CAS No.	Qual
8260 MSV 5030 Med Level	Analytical Method: EPA 8260 Preparation Method: EPA 5035/5030B								
Isopropylbenzene (Cumene)	ND	ug/kg	56.1	28.1	1	05/02/14 08:53	05/02/14 19:08	98-82-8	
p-Isopropyltoluene	ND	ug/kg	56.1	22.5	1	05/02/14 08:53	05/02/14 19:08	99-87-6	
Methylene Chloride	ND	ug/kg	225	112	1	05/02/14 08:53	05/02/14 19:08	75-09-2	
4-Methyl-2-pentanone (MIBK)	ND	ug/kg	281	140	1	05/02/14 08:53	05/02/14 19:08	108-10-1	
Methyl-tert-butyl ether	ND	ug/kg	56.1	28.1	1	05/02/14 08:53	05/02/14 19:08	1634-04-4	
Naphthalene	ND	ug/kg	225	112	1	05/02/14 08:53	05/02/14 19:08	91-20-3	
n-Propylbenzene	ND	ug/kg	56.1	22.5	1	05/02/14 08:53	05/02/14 19:08	103-65-1	
Styrene	ND	ug/kg	56.1	4.6	1	05/02/14 08:53	05/02/14 19:08	100-42-5	
1,1,1,2-Tetrachloroethane	ND	ug/kg	56.1	28.1	1	05/02/14 08:53	05/02/14 19:08	630-20-6	
1,1,2,2-Tetrachloroethane	ND	ug/kg	56.1	7.2	1	05/02/14 08:53	05/02/14 19:08	79-34-5	
Tetrachloroethene	ND	ug/kg	56.1	7.4	1	05/02/14 08:53	05/02/14 19:08	127-18-4	
Tetrahydrofuran	ND	ug/kg	2250	67.7	1	05/02/14 08:53	05/02/14 19:08	109-99-9	
Toluene	ND	ug/kg	56.1	22.5	1	05/02/14 08:53	05/02/14 19:08	108-88-3	
1,2,3-Trichlorobenzene	ND	ug/kg	56.1	22.5	1	05/02/14 08:53	05/02/14 19:08	87-61-6	
1,2,4-Trichlorobenzene	ND	ug/kg	56.1	22.5	1	05/02/14 08:53	05/02/14 19:08	120-82-1	
1,1,1-Trichloroethane	ND	ug/kg	56.1	3.7	1	05/02/14 08:53	05/02/14 19:08	71-55-6	
1,1,2-Trichloroethane	ND	ug/kg	56.1	5.0	1	05/02/14 08:53	05/02/14 19:08	79-00-5	
Trichloroethene	ND	ug/kg	56.1	8.5	1	05/02/14 08:53	05/02/14 19:08	79-01-6	
Trichlorofluoromethane	ND	ug/kg	225	10.3	1	05/02/14 08:53	05/02/14 19:08	75-69-4	
1,2,3-Trichloropropane	ND	ug/kg	225	16.5	1	05/02/14 08:53	05/02/14 19:08	96-18-4	
1,1,2-Trichlorotrifluoroethane	ND	ug/kg	56.1	28.1	1	05/02/14 08:53	05/02/14 19:08	76-13-1	
1,2,4-Trimethylbenzene	ND	ug/kg	56.1	28.1	1	05/02/14 08:53	05/02/14 19:08	95-63-6	
1,3,5-Trimethylbenzene	ND	ug/kg	56.1	28.1	1	05/02/14 08:53	05/02/14 19:08	108-67-8	
Vinyl chloride	ND	ug/kg	56.1	9.0	1	05/02/14 08:53	05/02/14 19:08	75-01-4	
Xylene (Total)	ND	ug/kg	168	67.4	1	05/02/14 08:53	05/02/14 19:08	1330-20-7	
Surrogates									
1,2-Dichloroethane-d4 (S)	104	%.	74-125		1	05/02/14 08:53	05/02/14 19:08	17060-07-0	
Toluene-d8 (S)	104	%.	75-125		1	05/02/14 08:53	05/02/14 19:08	2037-26-5	
4-Bromofluorobenzene (S)	102	%.	75-125		1	05/02/14 08:53	05/02/14 19:08	460-00-4	

REPORT OF LABORATORY ANALYSIS

This report shall not be reproduced, except in full,
without the written consent of Pace Analytical Services, Inc..

Pace Analytical Services, Inc.
1700 Elm Street - Suite 200
Minneapolis, MN 55414
(612)607-1700

ANALYTICAL RESULTS

Project: 60317420 St.Louis Park Inc
Pace Project No.: 10264939

Sample: B1-S-N-55 **Lab ID: 10264939016** Collected: 04/22/14 16:00 Received: 04/25/14 12:00 Matrix: Solid

Results reported on a "dry-weight" basis

Parameters	Results	Units	Report Limit	MDL	DF	Prepared	Analyzed	CAS No.	Qual
Dry Weight	Analytical Method: ASTM D2974								
Percent Moisture	**12.5**	%	0.10	0.10	1		05/01/14 00:00		
8260 MSV 5030 Med Level	Analytical Method: EPA 8260 Preparation Method: EPA 5035/5030B								
Acetone	ND	ug/kg	1110	557	1	05/02/14 08:53	05/02/14 19:26	67-64-1	
Allyl chloride	ND	ug/kg	223	9.8	1	05/02/14 08:53	05/02/14 19:26	107-05-1	
Benzene	ND	ug/kg	22.3	11.1	1	05/02/14 08:53	05/02/14 19:26	71-43-2	
Bromobenzene	ND	ug/kg	55.7	6.5	1	05/02/14 08:53	05/02/14 19:26	108-86-1	
Bromochloromethane	ND	ug/kg	55.7	11.4	1	05/02/14 08:53	05/02/14 19:26	74-97-5	
Bromodichloromethane	ND	ug/kg	55.7	7.1	1	05/02/14 08:53	05/02/14 19:26	75-27-4	
Bromoform	ND	ug/kg	223	111	1	05/02/14 08:53	05/02/14 19:26	75-25-2	
Bromomethane	ND	ug/kg	557	278	1	05/02/14 08:53	05/02/14 19:26	74-83-9	
2-Butanone (MEK)	ND	ug/kg	278	139	1	05/02/14 08:53	05/02/14 19:26	78-93-3	
n-Butylbenzene	ND	ug/kg	55.7	22.3	1	05/02/14 08:53	05/02/14 19:26	104-51-8	
sec-Butylbenzene	ND	ug/kg	55.7	22.3	1	05/02/14 08:53	05/02/14 19:26	135-98-8	
tert-Butylbenzene	ND	ug/kg	55.7	22.3	1	05/02/14 08:53	05/02/14 19:26	98-06-6	
Carbon tetrachloride	ND	ug/kg	55.7	5.6	1	05/02/14 08:53	05/02/14 19:26	56-23-5	
Chlorobenzene	ND	ug/kg	55.7	4.1	1	05/02/14 08:53	05/02/14 19:26	108-90-7	
Chloroethane	ND	ug/kg	557	13.9	1	05/02/14 08:53	05/02/14 19:26	75-00-3	
Chloroform	ND	ug/kg	55.7	8.5	1	05/02/14 08:53	05/02/14 19:26	67-66-3	
Chloromethane	ND	ug/kg	223	16.9	1	05/02/14 08:53	05/02/14 19:26	74-87-3	
2-Chlorotoluene	ND	ug/kg	55.7	27.8	1	05/02/14 08:53	05/02/14 19:26	95-49-8	
4-Chlorotoluene	ND	ug/kg	55.7	27.8	1	05/02/14 08:53	05/02/14 19:26	106-43-4	
1,2-Dibromo-3-chloropropane	ND	ug/kg	557	81.3	1	05/02/14 08:53	05/02/14 19:26	96-12-8	
Dibromochloromethane	ND	ug/kg	55.7	7.1	1	05/02/14 08:53	05/02/14 19:26	124-48-1	
1,2-Dibromoethane (EDB)	ND	ug/kg	55.7	6.0	1	05/02/14 08:53	05/02/14 19:26	106-93-4	
Dibromomethane	ND	ug/kg	55.7	8.7	1	05/02/14 08:53	05/02/14 19:26	74-95-3	
1,2-Dichlorobenzene	ND	ug/kg	55.7	27.8	1	05/02/14 08:53	05/02/14 19:26	95-50-1	
1,3-Dichlorobenzene	ND	ug/kg	55.7	27.8	1	05/02/14 08:53	05/02/14 19:26	541-73-1	
1,4-Dichlorobenzene	ND	ug/kg	55.7	27.8	1	05/02/14 08:53	05/02/14 19:26	106-46-7	
Dichlorodifluoromethane	ND	ug/kg	55.7	16.9	1	05/02/14 08:53	05/02/14 19:26	75-71-8	
1,1-Dichloroethane	ND	ug/kg	55.7	4.6	1	05/02/14 08:53	05/02/14 19:26	75-34-3	
1,2-Dichloroethane	ND	ug/kg	55.7	7.5	1	05/02/14 08:53	05/02/14 19:26	107-06-2	
1,1-Dichloroethene	ND	ug/kg	55.7	7.9	1	05/02/14 08:53	05/02/14 19:26	75-35-4	
cis-1,2-Dichloroethene	ND	ug/kg	55.7	9.1	1	05/02/14 08:53	05/02/14 19:26	156-59-2	
trans-1,2-Dichloroethene	ND	ug/kg	55.7	6.8	1	05/02/14 08:53	05/02/14 19:26	156-60-5	
Dichlorofluoromethane	ND	ug/kg	557	45.7	1	05/02/14 08:53	05/02/14 19:26	75-43-4	
1,2-Dichloropropane	ND	ug/kg	55.7	6.6	1	05/02/14 08:53	05/02/14 19:26	78-87-5	
1,3-Dichloropropane	ND	ug/kg	55.7	27.8	1	05/02/14 08:53	05/02/14 19:26	142-28-9	
2,2-Dichloropropane	ND	ug/kg	223	54.9	1	05/02/14 08:53	05/02/14 19:26	594-20-7	
1,1-Dichloropropene	ND	ug/kg	55.7	7.1	1	05/02/14 08:53	05/02/14 19:26	563-58-6	
cis-1,3-Dichloropropene	ND	ug/kg	55.7	4.4	1	05/02/14 08:53	05/02/14 19:26	10061-01-5	
trans-1,3-Dichloropropene	ND	ug/kg	55.7	5.5	1	05/02/14 08:53	05/02/14 19:26	10061-02-6	
Diethyl ether (Ethyl ether)	ND	ug/kg	223	12.5	1	05/02/14 08:53	05/02/14 19:26	60-29-7	
Ethylbenzene	ND	ug/kg	55.7	22.3	1	05/02/14 08:53	05/02/14 19:26	100-41-4	
Hexachloro-1,3-butadiene	ND	ug/kg	278	139	1	05/02/14 08:53	05/02/14 19:26	87-68-3	

REPORT OF LABORATORY ANALYSIS

This report shall not be reproduced, except in full,
without the written consent of Pace Analytical Services, Inc..

Pace Analytical Services, Inc.
1700 Elm Street - Suite 200
Minneapolis, MN 55414
(612)607-1700

ANALYTICAL RESULTS

Project: 60317420 St.Louis Park Inc
Pace Project No.: 10264939

Sample: B1-S-N-55 **Lab ID: 10264939016** Collected: 04/22/14 16:00 Received: 04/25/14 12:00 Matrix: Solid

Results reported on a "dry-weight" basis

Parameters	Results	Units	Report Limit	MDL	DF	Prepared	Analyzed	CAS No.	Qual
8260 MSV 5030 Med Level	Analytical Method: EPA 8260 Preparation Method: EPA 5035/5030B								
Isopropylbenzene (Cumene)	ND	ug/kg	55.7	27.8	1	05/02/14 08:53	05/02/14 19:26	98-82-8	
p-Isopropyltoluene	ND	ug/kg	55.7	22.3	1	05/02/14 08:53	05/02/14 19:26	99-87-6	
Methylene Chloride	ND	ug/kg	223	111	1	05/02/14 08:53	05/02/14 19:26	75-09-2	
4-Methyl-2-pentanone (MIBK)	ND	ug/kg	278	139	1	05/02/14 08:53	05/02/14 19:26	108-10-1	
Methyl-tert-butyl ether	ND	ug/kg	55.7	27.8	1	05/02/14 08:53	05/02/14 19:26	1634-04-4	
Naphthalene	ND	ug/kg	223	111	1	05/02/14 08:53	05/02/14 19:26	91-20-3	
n-Propylbenzene	ND	ug/kg	55.7	22.3	1	05/02/14 08:53	05/02/14 19:26	103-65-1	
Styrene	ND	ug/kg	55.7	4.5	1	05/02/14 08:53	05/02/14 19:26	100-42-5	
1,1,1,2-Tetrachloroethane	ND	ug/kg	55.7	27.8	1	05/02/14 08:53	05/02/14 19:26	630-20-6	
1,1,2,2-Tetrachloroethane	ND	ug/kg	55.7	7.2	1	05/02/14 08:53	05/02/14 19:26	79-34-5	
Tetrachloroethene	ND	ug/kg	55.7	7.3	1	05/02/14 08:53	05/02/14 19:26	127-18-4	
Tetrahydrofuran	ND	ug/kg	2230	67.2	1	05/02/14 08:53	05/02/14 19:26	109-99-9	
Toluene	ND	ug/kg	55.7	22.3	1	05/02/14 08:53	05/02/14 19:26	108-88-3	
1,2,3-Trichlorobenzene	ND	ug/kg	55.7	22.3	1	05/02/14 08:53	05/02/14 19:26	87-61-6	
1,2,4-Trichlorobenzene	ND	ug/kg	55.7	22.3	1	05/02/14 08:53	05/02/14 19:26	120-82-1	
1,1,1-Trichloroethane	ND	ug/kg	55.7	3.7	1	05/02/14 08:53	05/02/14 19:26	71-55-6	
1,1,2-Trichloroethane	ND	ug/kg	55.7	5.0	1	05/02/14 08:53	05/02/14 19:26	79-00-5	
Trichloroethene	ND	ug/kg	55.7	8.4	1	05/02/14 08:53	05/02/14 19:26	79-01-6	
Trichlorofluoromethane	ND	ug/kg	223	10.2	1	05/02/14 08:53	05/02/14 19:26	75-69-4	
1,2,3-Trichloropropane	ND	ug/kg	223	16.4	1	05/02/14 08:53	05/02/14 19:26	96-18-4	
1,1,2-Trichlorotrifluoroethane	ND	ug/kg	55.7	27.8	1	05/02/14 08:53	05/02/14 19:26	76-13-1	
1,2,4-Trimethylbenzene	ND	ug/kg	55.7	27.8	1	05/02/14 08:53	05/02/14 19:26	95-63-6	
1,3,5-Trimethylbenzene	ND	ug/kg	55.7	27.8	1	05/02/14 08:53	05/02/14 19:26	108-67-8	
Vinyl chloride	ND	ug/kg	55.7	8.9	1	05/02/14 08:53	05/02/14 19:26	75-01-4	
Xylene (Total)	ND	ug/kg	167	66.8	1	05/02/14 08:53	05/02/14 19:26	1330-20-7	
Surrogates									
1,2-Dichloroethane-d4 (S)	107	%.	74-125		1	05/02/14 08:53	05/02/14 19:26	17060-07-0	
Toluene-d8 (S)	104	%.	75-125		1	05/02/14 08:53	05/02/14 19:26	2037-26-5	
4-Bromofluorobenzene (S)	104	%.	75-125		1	05/02/14 08:53	05/02/14 19:26	460-00-4	

REPORT OF LABORATORY ANALYSIS

This report shall not be reproduced, except in full,
without the written consent of Pace Analytical Services, Inc..

Pace Analytical Services, Inc.
1700 Elm Street - Suite 200
Minneapolis, MN 55414
(612)607-1700

ANALYTICAL RESULTS

Project: 60317420 St.Louis Park Inc
Pace Project No.: 10264939

Sample: B1-S-N-80 **Lab ID: 10264939017** Collected: 04/22/14 16:15 Received: 04/25/14 12:00 Matrix: Solid

Results reported on a "dry-weight" basis

Parameters	Results	Units	Report Limit	MDL	DF	Prepared	Analyzed	CAS No.	Qual
Dry Weight	Analytical Method: ASTM D2974								
Percent Moisture	**9.3**	%	0.10	0.10	1		05/01/14 00:00		
8260 MSV 5030 Med Level	Analytical Method: EPA 8260 Preparation Method: EPA 5035/5030B								
Acetone	ND	ug/kg	1070	533	1	05/02/14 08:53	05/02/14 19:45	67-64-1	
Allyl chloride	ND	ug/kg	213	9.4	1	05/02/14 08:53	05/02/14 19:45	107-05-1	
Benzene	ND	ug/kg	21.3	10.7	1	05/02/14 08:53	05/02/14 19:45	71-43-2	
Bromobenzene	ND	ug/kg	53.3	6.2	1	05/02/14 08:53	05/02/14 19:45	108-86-1	
Bromochloromethane	ND	ug/kg	53.3	10.9	1	05/02/14 08:53	05/02/14 19:45	74-97-5	
Bromodichloromethane	ND	ug/kg	53.3	6.8	1	05/02/14 08:53	05/02/14 19:45	75-27-4	
Bromoform	ND	ug/kg	213	107	1	05/02/14 08:53	05/02/14 19:45	75-25-2	
Bromomethane	ND	ug/kg	533	267	1	05/02/14 08:53	05/02/14 19:45	74-83-9	
2-Butanone (MEK)	ND	ug/kg	267	133	1	05/02/14 08:53	05/02/14 19:45	78-93-3	
n-Butylbenzene	ND	ug/kg	53.3	21.3	1	05/02/14 08:53	05/02/14 19:45	104-51-8	
sec-Butylbenzene	ND	ug/kg	53.3	21.3	1	05/02/14 08:53	05/02/14 19:45	135-98-8	
tert-Butylbenzene	ND	ug/kg	53.3	21.3	1	05/02/14 08:53	05/02/14 19:45	98-06-6	
Carbon tetrachloride	ND	ug/kg	53.3	5.3	1	05/02/14 08:53	05/02/14 19:45	56-23-5	
Chlorobenzene	ND	ug/kg	53.3	3.9	1	05/02/14 08:53	05/02/14 19:45	108-90-7	
Chloroethane	ND	ug/kg	533	13.3	1	05/02/14 08:53	05/02/14 19:45	75-00-3	
Chloroform	ND	ug/kg	53.3	8.1	1	05/02/14 08:53	05/02/14 19:45	67-66-3	
Chloromethane	ND	ug/kg	213	16.2	1	05/02/14 08:53	05/02/14 19:45	74-87-3	
2-Chlorotoluene	ND	ug/kg	53.3	26.7	1	05/02/14 08:53	05/02/14 19:45	95-49-8	
4-Chlorotoluene	ND	ug/kg	53.3	26.7	1	05/02/14 08:53	05/02/14 19:45	106-43-4	
1,2-Dibromo-3-chloropropane	ND	ug/kg	533	77.9	1	05/02/14 08:53	05/02/14 19:45	96-12-8	
Dibromochloromethane	ND	ug/kg	53.3	6.8	1	05/02/14 08:53	05/02/14 19:45	124-48-1	
1,2-Dibromoethane (EDB)	ND	ug/kg	53.3	5.8	1	05/02/14 08:53	05/02/14 19:45	106-93-4	
Dibromomethane	ND	ug/kg	53.3	8.3	1	05/02/14 08:53	05/02/14 19:45	74-95-3	
1,2-Dichlorobenzene	ND	ug/kg	53.3	26.7	1	05/02/14 08:53	05/02/14 19:45	95-50-1	
1,3-Dichlorobenzene	ND	ug/kg	53.3	26.7	1	05/02/14 08:53	05/02/14 19:45	541-73-1	
1,4-Dichlorobenzene	ND	ug/kg	53.3	26.7	1	05/02/14 08:53	05/02/14 19:45	106-46-7	
Dichlorodifluoromethane	ND	ug/kg	53.3	16.2	1	05/02/14 08:53	05/02/14 19:45	75-71-8	
1,1-Dichloroethane	ND	ug/kg	53.3	4.4	1	05/02/14 08:53	05/02/14 19:45	75-34-3	
1,2-Dichloroethane	ND	ug/kg	53.3	7.2	1	05/02/14 08:53	05/02/14 19:45	107-06-2	
1,1-Dichloroethene	ND	ug/kg	53.3	7.6	1	05/02/14 08:53	05/02/14 19:45	75-35-4	
cis-1,2-Dichloroethene	ND	ug/kg	53.3	8.7	1	05/02/14 08:53	05/02/14 19:45	156-59-2	
trans-1,2-Dichloroethene	ND	ug/kg	53.3	6.5	1	05/02/14 08:53	05/02/14 19:45	156-60-5	
Dichlorofluoromethane	ND	ug/kg	533	43.7	1	05/02/14 08:53	05/02/14 19:45	75-43-4	
1,2-Dichloropropane	ND	ug/kg	53.3	6.3	1	05/02/14 08:53	05/02/14 19:45	78-87-5	
1,3-Dichloropropane	ND	ug/kg	53.3	26.7	1	05/02/14 08:53	05/02/14 19:45	142-28-9	
2,2-Dichloropropane	ND	ug/kg	213	52.6	1	05/02/14 08:53	05/02/14 19:45	594-20-7	
1,1-Dichloropropene	ND	ug/kg	53.3	6.8	1	05/02/14 08:53	05/02/14 19:45	563-58-6	
cis-1,3-Dichloropropene	ND	ug/kg	53.3	4.2	1	05/02/14 08:53	05/02/14 19:45	10061-01-5	
trans-1,3-Dichloropropene	ND	ug/kg	53.3	5.3	1	05/02/14 08:53	05/02/14 19:45	10061-02-6	
Diethyl ether (Ethyl ether)	ND	ug/kg	213	11.9	1	05/02/14 08:53	05/02/14 19:45	60-29-7	
Ethylbenzene	ND	ug/kg	53.3	21.3	1	05/02/14 08:53	05/02/14 19:45	100-41-4	
Hexachloro-1,3-butadiene	ND	ug/kg	267	133	1	05/02/14 08:53	05/02/14 19:45	87-68-3	

REPORT OF LABORATORY ANALYSIS

This report shall not be reproduced, except in full,
without the written consent of Pace Analytical Services, Inc..

Pace Analytical Services, Inc.
1700 Elm Street - Suite 200
Minneapolis, MN 55414
(612)607-1700

ANALYTICAL RESULTS

Project: 60317420 St.Louis Park Inc
Pace Project No.: 10264939

Sample: B1-S-N-80 **Lab ID: 10264939017** Collected: 04/22/14 16:15 Received: 04/25/14 12:00 Matrix: Solid

Results reported on a "dry-weight" basis

Parameters	Results	Units	Report Limit	MDL	DF	Prepared	Analyzed	CAS No.	Qual
8260 MSV 5030 Med Level	Analytical Method: EPA 8260 Preparation Method: EPA 5035/5030B								
Isopropylbenzene (Cumene)	ND	ug/kg	53.3	26.7	1	05/02/14 08:53	05/02/14 19:45	98-82-8	
p-Isopropyltoluene	ND	ug/kg	53.3	21.3	1	05/02/14 08:53	05/02/14 19:45	99-87-6	
Methylene Chloride	ND	ug/kg	213	107	1	05/02/14 08:53	05/02/14 19:45	75-09-2	
4-Methyl-2-pentanone (MIBK)	ND	ug/kg	267	133	1	05/02/14 08:53	05/02/14 19:45	108-10-1	
Methyl-tert-butyl ether	ND	ug/kg	53.3	26.7	1	05/02/14 08:53	05/02/14 19:45	1634-04-4	
Naphthalene	**363**	ug/kg	213	107	1	05/02/14 08:53	05/02/14 19:45	91-20-3	
n-Propylbenzene	ND	ug/kg	53.3	21.3	1	05/02/14 08:53	05/02/14 19:45	103-65-1	
Styrene	ND	ug/kg	53.3	4.3	1	05/02/14 08:53	05/02/14 19:45	100-42-5	
1,1,1,2-Tetrachloroethane	ND	ug/kg	53.3	26.7	1	05/02/14 08:53	05/02/14 19:45	630-20-6	
1,1,2,2-Tetrachloroethane	ND	ug/kg	53.3	6.9	1	05/02/14 08:53	05/02/14 19:45	79-34-5	
Tetrachloroethene	ND	ug/kg	53.3	7.0	1	05/02/14 08:53	05/02/14 19:45	127-18-4	
Tetrahydrofuran	ND	ug/kg	2130	64.3	1	05/02/14 08:53	05/02/14 19:45	109-99-9	
Toluene	ND	ug/kg	53.3	21.3	1	05/02/14 08:53	05/02/14 19:45	108-88-3	
1,2,3-Trichlorobenzene	ND	ug/kg	53.3	21.3	1	05/02/14 08:53	05/02/14 19:45	87-61-6	
1,2,4-Trichlorobenzene	ND	ug/kg	53.3	21.3	1	05/02/14 08:53	05/02/14 19:45	120-82-1	
1,1,1-Trichloroethane	ND	ug/kg	53.3	3.6	1	05/02/14 08:53	05/02/14 19:45	71-55-6	
1,1,2-Trichloroethane	ND	ug/kg	53.3	4.8	1	05/02/14 08:53	05/02/14 19:45	79-00-5	
Trichloroethene	ND	ug/kg	53.3	8.1	1	05/02/14 08:53	05/02/14 19:45	79-01-6	
Trichlorofluoromethane	ND	ug/kg	213	9.8	1	05/02/14 08:53	05/02/14 19:45	75-69-4	
1,2,3-Trichloropropane	ND	ug/kg	213	15.7	1	05/02/14 08:53	05/02/14 19:45	96-18-4	
1,1,2-Trichlorotrifluoroethane	ND	ug/kg	53.3	26.7	1	05/02/14 08:53	05/02/14 19:45	76-13-1	
1,2,4-Trimethylbenzene	ND	ug/kg	53.3	26.7	1	05/02/14 08:53	05/02/14 19:45	95-63-6	
1,3,5-Trimethylbenzene	ND	ug/kg	53.3	26.7	1	05/02/14 08:53	05/02/14 19:45	108-67-8	
Vinyl chloride	ND	ug/kg	53.3	8.5	1	05/02/14 08:53	05/02/14 19:45	75-01-4	
Xylene (Total)	ND	ug/kg	160	64.0	1	05/02/14 08:53	05/02/14 19:45	1330-20-7	
Surrogates									
1,2-Dichloroethane-d4 (S)	108	%.	74-125		1	05/02/14 08:53	05/02/14 19:45	17060-07-0	
Toluene-d8 (S)	104	%.	75-125		1	05/02/14 08:53	05/02/14 19:45	2037-26-5	
4-Bromofluorobenzene (S)	102	%.	75-125		1	05/02/14 08:53	05/02/14 19:45	460-00-4	

REPORT OF LABORATORY ANALYSIS

This report shall not be reproduced, except in full,
without the written consent of Pace Analytical Services, Inc..

Pace Analytical Services, Inc.
1700 Elm Street - Suite 200
Minneapolis, MN 55414
(612)607-1700

ANALYTICAL RESULTS

Project: 60317420 St.Louis Park Inc
Pace Project No.: 10264939

Sample: B7-S-N-75 **Lab ID: 10264939018** Collected: 04/24/14 12:15 Received: 04/25/14 12:00 Matrix: Solid

Results reported on a "dry-weight" basis

Parameters	Results	Units	Report Limit	MDL	DF	Prepared	Analyzed	CAS No.	Qual
Dry Weight	Analytical Method: ASTM D2974								
Percent Moisture	**19.0**	%	0.10	0.10	1		05/01/14 00:00		
8260 MSV 5030 Med Level	Analytical Method: EPA 8260 Preparation Method: EPA 5035/5030B								
Acetone	ND	ug/kg	1270	637	1	05/05/14 09:04	05/06/14 13:01	67-64-1	
Allyl chloride	ND	ug/kg	255	8.4	1	05/05/14 09:04	05/06/14 13:01	107-05-1	
Benzene	ND	ug/kg	25.5	12.7	1	05/05/14 09:04	05/06/14 13:01	71-43-2	
Bromobenzene	ND	ug/kg	63.7	11.0	1	05/05/14 09:04	05/06/14 13:01	108-86-1	
Bromochloromethane	ND	ug/kg	63.7	8.7	1	05/05/14 09:04	05/06/14 13:01	74-97-5	
Bromodichloromethane	ND	ug/kg	63.7	11.3	1	05/05/14 09:04	05/06/14 13:01	75-27-4	
Bromoform	ND	ug/kg	255	127	1	05/05/14 09:04	05/06/14 13:01	75-25-2	
Bromomethane	ND	ug/kg	637	318	1	05/05/14 09:04	05/06/14 13:01	74-83-9	
2-Butanone (MEK)	ND	ug/kg	318	159	1	05/05/14 09:04	05/06/14 13:01	78-93-3	
n-Butylbenzene	ND	ug/kg	63.7	7.7	1	05/05/14 09:04	05/06/14 13:01	104-51-8	
sec-Butylbenzene	ND	ug/kg	63.7	7.5	1	05/05/14 09:04	05/06/14 13:01	135-98-8	
tert-Butylbenzene	ND	ug/kg	63.7	31.8	1	05/05/14 09:04	05/06/14 13:01	98-06-6	
Carbon tetrachloride	ND	ug/kg	63.7	10.3	1	05/05/14 09:04	05/06/14 13:01	56-23-5	
Chlorobenzene	ND	ug/kg	63.7	9.8	1	05/05/14 09:04	05/06/14 13:01	108-90-7	
Chloroethane	ND	ug/kg	637	16.0	1	05/05/14 09:04	05/06/14 13:01	75-00-3	
Chloroform	ND	ug/kg	63.7	9.7	1	05/05/14 09:04	05/06/14 13:01	67-66-3	
Chloromethane	ND	ug/kg	255	11.6	1	05/05/14 09:04	05/06/14 13:01	74-87-3	
2-Chlorotoluene	ND	ug/kg	63.7	31.8	1	05/05/14 09:04	05/06/14 13:01	95-49-8	
4-Chlorotoluene	ND	ug/kg	63.7	31.8	1	05/05/14 09:04	05/06/14 13:01	106-43-4	
1,2-Dibromo-3-chloropropane	ND	ug/kg	637	33.7	1	05/05/14 09:04	05/06/14 13:01	96-12-8	
Dibromochloromethane	ND	ug/kg	63.7	13.8	1	05/05/14 09:04	05/06/14 13:01	124-48-1	
1,2-Dibromoethane (EDB)	ND	ug/kg	63.7	7.8	1	05/05/14 09:04	05/06/14 13:01	106-93-4	
Dibromomethane	ND	ug/kg	63.7	17.8	1	05/05/14 09:04	05/06/14 13:01	74-95-3	
1,2-Dichlorobenzene	ND	ug/kg	63.7	31.8	1	05/05/14 09:04	05/06/14 13:01	95-50-1	
1,3-Dichlorobenzene	ND	ug/kg	63.7	31.8	1	05/05/14 09:04	05/06/14 13:01	541-73-1	
1,4-Dichlorobenzene	ND	ug/kg	63.7	31.8	1	05/05/14 09:04	05/06/14 13:01	106-46-7	
Dichlorodifluoromethane	ND	ug/kg	63.7	29.4	1	05/05/14 09:04	05/06/14 13:01	75-71-8	
1,1-Dichloroethane	ND	ug/kg	63.7	8.9	1	05/05/14 09:04	05/06/14 13:01	75-34-3	
1,2-Dichloroethane	ND	ug/kg	63.7	15.0	1	05/05/14 09:04	05/06/14 13:01	107-06-2	
1,1-Dichloroethene	ND	ug/kg	63.7	12.7	1	05/05/14 09:04	05/06/14 13:01	75-35-4	
cis-1,2-Dichloroethene	**243**	ug/kg	63.7	13.0	1	05/05/14 09:04	05/06/14 13:01	156-59-2	
trans-1,2-Dichloroethene	**113**	ug/kg	63.7	12.6	1	05/05/14 09:04	05/06/14 13:01	156-60-5	
Dichlorofluoromethane	ND	ug/kg	637	318	1	05/05/14 09:04	05/06/14 13:01	75-43-4	L3
1,2-Dichloropropane	ND	ug/kg	63.7	10.2	1	05/05/14 09:04	05/06/14 13:01	78-87-5	
1,3-Dichloropropane	ND	ug/kg	63.7	31.8	1	05/05/14 09:04	05/06/14 13:01	142-28-9	
2,2-Dichloropropane	ND	ug/kg	255	8.5	1	05/05/14 09:04	05/06/14 13:01	594-20-7	
1,1-Dichloropropene	ND	ug/kg	63.7	10.4	1	05/05/14 09:04	05/06/14 13:01	563-58-6	
cis-1,3-Dichloropropene	ND	ug/kg	63.7	8.0	1	05/05/14 09:04	05/06/14 13:01	10061-01-5	
trans-1,3-Dichloropropene	ND	ug/kg	63.7	9.0	1	05/05/14 09:04	05/06/14 13:01	10061-02-6	
Diethyl ether (Ethyl ether)	ND	ug/kg	255	13.5	1	05/05/14 09:04	05/06/14 13:01	60-29-7	
Ethylbenzene	ND	ug/kg	63.7	8.0	1	05/05/14 09:04	05/06/14 13:01	100-41-4	
Hexachloro-1,3-butadiene	ND	ug/kg	318	159	1	05/05/14 09:04	05/06/14 13:01	87-68-3	

REPORT OF LABORATORY ANALYSIS

This report shall not be reproduced, except in full,
without the written consent of Pace Analytical Services, Inc..

Pace Analytical Services, Inc.
1700 Elm Street - Suite 200
Minneapolis, MN 55414
(612)607-1700

ANALYTICAL RESULTS

Project: 60317420 St.Louis Park Inc
Pace Project No.: 10264939

Sample: B7-S-N-75 **Lab ID: 10264939018** Collected: 04/24/14 12:15 Received: 04/25/14 12:00 Matrix: Solid

Results reported on a "dry-weight" basis

Parameters	Results	Units	Report Limit	MDL	DF	Prepared	Analyzed	CAS No.	Qual
8260 MSV 5030 Med Level	Analytical Method: EPA 8260 Preparation Method: EPA 5035/5030B								
Isopropylbenzene (Cumene)	ND	ug/kg	63.7	31.8	1	05/05/14 09:04	05/06/14 13:01	98-82-8	
p-Isopropyltoluene	ND	ug/kg	63.7	9.2	1	05/05/14 09:04	05/06/14 13:01	99-87-6	
Methylene Chloride	ND	ug/kg	255	127	1	05/05/14 09:04	05/06/14 13:01	75-09-2	
4-Methyl-2-pentanone (MIBK)	ND	ug/kg	318	159	1	05/05/14 09:04	05/06/14 13:01	108-10-1	
Methyl-tert-butyl ether	ND	ug/kg	63.7	31.8	1	05/05/14 09:04	05/06/14 13:01	1634-04-4	
Naphthalene	ND	ug/kg	255	127	1	05/05/14 09:04	05/06/14 13:01	91-20-3	
n-Propylbenzene	ND	ug/kg	63.7	7.7	1	05/05/14 09:04	05/06/14 13:01	103-65-1	
Styrene	ND	ug/kg	63.7	9.5	1	05/05/14 09:04	05/06/14 13:01	100-42-5	
1,1,1,2-Tetrachloroethane	ND	ug/kg	63.7	31.8	1	05/05/14 09:04	05/06/14 13:01	630-20-6	
1,1,2,2-Tetrachloroethane	ND	ug/kg	63.7	8.7	1	05/05/14 09:04	05/06/14 13:01	79-34-5	
Tetrachloroethene	ND	ug/kg	63.7	23.0	1	05/05/14 09:04	05/06/14 13:01	127-18-4	
Tetrahydrofuran	ND	ug/kg	2550	81.4	1	05/05/14 09:04	05/06/14 13:01	109-99-9	
Toluene	ND	ug/kg	63.7	8.7	1	05/05/14 09:04	05/06/14 13:01	108-88-3	
1,2,3-Trichlorobenzene	ND	ug/kg	63.7	15.2	1	05/05/14 09:04	05/06/14 13:01	87-61-6	
1,2,4-Trichlorobenzene	ND	ug/kg	63.7	11.6	1	05/05/14 09:04	05/06/14 13:01	120-82-1	
1,1,1-Trichloroethane	ND	ug/kg	63.7	31.8	1	05/05/14 09:04	05/06/14 13:01	71-55-6	
1,1,2-Trichloroethane	ND	ug/kg	63.7	10.8	1	05/05/14 09:04	05/06/14 13:01	79-00-5	
Trichloroethene	ND	ug/kg	63.7	7.9	1	05/05/14 09:04	05/06/14 13:01	79-01-6	
Trichlorofluoromethane	ND	ug/kg	255	11.3	1	05/05/14 09:04	05/06/14 13:01	75-69-4	
1,2,3-Trichloropropane	ND	ug/kg	255	8.5	1	05/05/14 09:04	05/06/14 13:01	96-18-4	
1,1,2-Trichlorotrifluoroethane	ND	ug/kg	63.7	26.6	1	05/05/14 09:04	05/06/14 13:01	76-13-1	
1,2,4-Trimethylbenzene	ND	ug/kg	63.7	31.8	1	05/05/14 09:04	05/06/14 13:01	95-63-6	
1,3,5-Trimethylbenzene	ND	ug/kg	63.7	31.8	1	05/05/14 09:04	05/06/14 13:01	108-67-8	
Vinyl chloride	ND	ug/kg	63.7	9.4	1	05/05/14 09:04	05/06/14 13:01	75-01-4	
Xylene (Total)	ND	ug/kg	191	25.0	1	05/05/14 09:04	05/06/14 13:01	1330-20-7	
Surrogates									
1,2-Dichloroethane-d4 (S)	109	%.	74-125		1	05/05/14 09:04	05/06/14 13:01	17060-07-0	
Toluene-d8 (S)	102	%.	75-125		1	05/05/14 09:04	05/06/14 13:01	2037-26-5	
4-Bromofluorobenzene (S)	100	%.	75-125		1	05/05/14 09:04	05/06/14 13:01	460-00-4	

REPORT OF LABORATORY ANALYSIS

This report shall not be reproduced, except in full,
without the written consent of Pace Analytical Services, Inc..

Pace Analytical Services, Inc.
1700 Elm Street - Suite 200
Minneapolis, MN 55414
(612)607-1700

ANALYTICAL RESULTS

Project: 60317420 St.Louis Park Inc
Pace Project No.: 10264939

Sample: B7-S-Y-75 **Lab ID: 10264939019** Collected: 04/24/14 12:30 Received: 04/25/14 12:00 Matrix: Solid

Results reported on a "dry-weight" basis

Parameters	Results	Units	Report Limit	MDL	DF	Prepared	Analyzed	CAS No.	Qual
Dry Weight	Analytical Method: ASTM D2974								
Percent Moisture	**13.5**	%	0.10	0.10	1		05/01/14 00:00		
8260 MSV 5030 Med Level	Analytical Method: EPA 8260 Preparation Method: EPA 5035/5030B								
Acetone	ND	ug/kg	1130	566	1	05/05/14 09:04	05/06/14 13:18	67-64-1	
Allyl chloride	ND	ug/kg	226	7.4	1	05/05/14 09:04	05/06/14 13:18	107-05-1	
Benzene	ND	ug/kg	22.6	11.3	1	05/05/14 09:04	05/06/14 13:18	71-43-2	
Bromobenzene	ND	ug/kg	56.6	9.8	1	05/05/14 09:04	05/06/14 13:18	108-86-1	
Bromochloromethane	ND	ug/kg	56.6	7.7	1	05/05/14 09:04	05/06/14 13:18	74-97-5	
Bromodichloromethane	ND	ug/kg	56.6	10.1	1	05/05/14 09:04	05/06/14 13:18	75-27-4	
Bromoform	ND	ug/kg	226	113	1	05/05/14 09:04	05/06/14 13:18	75-25-2	
Bromomethane	ND	ug/kg	566	283	1	05/05/14 09:04	05/06/14 13:18	74-83-9	
2-Butanone (MEK)	ND	ug/kg	283	142	1	05/05/14 09:04	05/06/14 13:18	78-93-3	
n-Butylbenzene	ND	ug/kg	56.6	6.9	1	05/05/14 09:04	05/06/14 13:18	104-51-8	
sec-Butylbenzene	ND	ug/kg	56.6	6.7	1	05/05/14 09:04	05/06/14 13:18	135-98-8	
tert-Butylbenzene	ND	ug/kg	56.6	28.3	1	05/05/14 09:04	05/06/14 13:18	98-06-6	
Carbon tetrachloride	ND	ug/kg	56.6	9.1	1	05/05/14 09:04	05/06/14 13:18	56-23-5	
Chlorobenzene	ND	ug/kg	56.6	8.7	1	05/05/14 09:04	05/06/14 13:18	108-90-7	
Chloroethane	ND	ug/kg	566	14.3	1	05/05/14 09:04	05/06/14 13:18	75-00-3	
Chloroform	ND	ug/kg	56.6	8.6	1	05/05/14 09:04	05/06/14 13:18	67-66-3	
Chloromethane	ND	ug/kg	226	10.3	1	05/05/14 09:04	05/06/14 13:18	74-87-3	
2-Chlorotoluene	ND	ug/kg	56.6	28.3	1	05/05/14 09:04	05/06/14 13:18	95-49-8	
4-Chlorotoluene	ND	ug/kg	56.6	28.3	1	05/05/14 09:04	05/06/14 13:18	106-43-4	
1,2-Dibromo-3-chloropropane	ND	ug/kg	566	30.0	1	05/05/14 09:04	05/06/14 13:18	96-12-8	
Dibromochloromethane	ND	ug/kg	56.6	12.2	1	05/05/14 09:04	05/06/14 13:18	124-48-1	
1,2-Dibromoethane (EDB)	ND	ug/kg	56.6	7.0	1	05/05/14 09:04	05/06/14 13:18	106-93-4	
Dibromomethane	ND	ug/kg	56.6	15.9	1	05/05/14 09:04	05/06/14 13:18	74-95-3	
1,2-Dichlorobenzene	ND	ug/kg	56.6	28.3	1	05/05/14 09:04	05/06/14 13:18	95-50-1	
1,3-Dichlorobenzene	ND	ug/kg	56.6	28.3	1	05/05/14 09:04	05/06/14 13:18	541-73-1	
1,4-Dichlorobenzene	ND	ug/kg	56.6	28.3	1	05/05/14 09:04	05/06/14 13:18	106-46-7	
Dichlorodifluoromethane	ND	ug/kg	56.6	26.2	1	05/05/14 09:04	05/06/14 13:18	75-71-8	
1,1-Dichloroethane	ND	ug/kg	56.6	7.9	1	05/05/14 09:04	05/06/14 13:18	75-34-3	
1,2-Dichloroethane	ND	ug/kg	56.6	13.4	1	05/05/14 09:04	05/06/14 13:18	107-06-2	
1,1-Dichloroethene	ND	ug/kg	56.6	11.3	1	05/05/14 09:04	05/06/14 13:18	75-35-4	
cis-1,2-Dichloroethene	ND	ug/kg	56.6	11.5	1	05/05/14 09:04	05/06/14 13:18	156-59-2	
trans-1,2-Dichloroethene	ND	ug/kg	56.6	11.2	1	05/05/14 09:04	05/06/14 13:18	156-60-5	
Dichlorofluoromethane	ND	ug/kg	566	283	1	05/05/14 09:04	05/06/14 13:18	75-43-4	L3
1,2-Dichloropropane	ND	ug/kg	56.6	9.1	1	05/05/14 09:04	05/06/14 13:18	78-87-5	
1,3-Dichloropropane	ND	ug/kg	56.6	28.3	1	05/05/14 09:04	05/06/14 13:18	142-28-9	
2,2-Dichloropropane	ND	ug/kg	226	7.6	1	05/05/14 09:04	05/06/14 13:18	594-20-7	
1,1-Dichloropropene	ND	ug/kg	56.6	9.2	1	05/05/14 09:04	05/06/14 13:18	563-58-6	
cis-1,3-Dichloropropene	ND	ug/kg	56.6	7.1	1	05/05/14 09:04	05/06/14 13:18	10061-01-5	
trans-1,3-Dichloropropene	ND	ug/kg	56.6	8.0	1	05/05/14 09:04	05/06/14 13:18	10061-02-6	
Diethyl ether (Ethyl ether)	ND	ug/kg	226	12.0	1	05/05/14 09:04	05/06/14 13:18	60-29-7	
Ethylbenzene	ND	ug/kg	56.6	7.1	1	05/05/14 09:04	05/06/14 13:18	100-41-4	
Hexachloro-1,3-butadiene	ND	ug/kg	283	142	1	05/05/14 09:04	05/06/14 13:18	87-68-3	

REPORT OF LABORATORY ANALYSIS

This report shall not be reproduced, except in full,
without the written consent of Pace Analytical Services, Inc..

Pace Analytical Services, Inc.
1700 Elm Street - Suite 200
Minneapolis, MN 55414
(612)607-1700

ANALYTICAL RESULTS

Project: 60317420 St.Louis Park Inc
Pace Project No.: 10264939

Sample: B7-S-Y-75 **Lab ID: 10264939019** Collected: 04/24/14 12:30 Received: 04/25/14 12:00 Matrix: Solid

Results reported on a "dry-weight" basis

Parameters	Results	Units	Report Limit	MDL	DF	Prepared	Analyzed	CAS No.	Qual
8260 MSV 5030 Med Level	Analytical Method: EPA 8260 Preparation Method: EPA 5035/5030B								
Isopropylbenzene (Cumene)	ND	ug/kg	56.6	28.3	1	05/05/14 09:04	05/06/14 13:18	98-82-8	
p-Isopropyltoluene	ND	ug/kg	56.6	8.2	1	05/05/14 09:04	05/06/14 13:18	99-87-6	
Methylene Chloride	ND	ug/kg	226	113	1	05/05/14 09:04	05/06/14 13:18	75-09-2	
4-Methyl-2-pentanone (MIBK)	ND	ug/kg	283	142	1	05/05/14 09:04	05/06/14 13:18	108-10-1	
Methyl-tert-butyl ether	ND	ug/kg	56.6	28.3	1	05/05/14 09:04	05/06/14 13:18	1634-04-4	
Naphthalene	ND	ug/kg	226	113	1	05/05/14 09:04	05/06/14 13:18	91-20-3	
n-Propylbenzene	ND	ug/kg	56.6	6.9	1	05/05/14 09:04	05/06/14 13:18	103-65-1	
Styrene	ND	ug/kg	56.6	8.5	1	05/05/14 09:04	05/06/14 13:18	100-42-5	
1,1,1,2-Tetrachloroethane	ND	ug/kg	56.6	28.3	1	05/05/14 09:04	05/06/14 13:18	630-20-6	
1,1,2,2-Tetrachloroethane	ND	ug/kg	56.6	7.8	1	05/05/14 09:04	05/06/14 13:18	79-34-5	
Tetrachloroethene	ND	ug/kg	56.6	20.4	1	05/05/14 09:04	05/06/14 13:18	127-18-4	
Tetrahydrofuran	ND	ug/kg	2260	72.3	1	05/05/14 09:04	05/06/14 13:18	109-99-9	
Toluene	ND	ug/kg	56.6	7.7	1	05/05/14 09:04	05/06/14 13:18	108-88-3	
1,2,3-Trichlorobenzene	ND	ug/kg	56.6	13.5	1	05/05/14 09:04	05/06/14 13:18	87-61-6	
1,2,4-Trichlorobenzene	ND	ug/kg	56.6	10.3	1	05/05/14 09:04	05/06/14 13:18	120-82-1	
1,1,1-Trichloroethane	ND	ug/kg	56.6	28.3	1	05/05/14 09:04	05/06/14 13:18	71-55-6	
1,1,2-Trichloroethane	ND	ug/kg	56.6	9.6	1	05/05/14 09:04	05/06/14 13:18	79-00-5	
Trichloroethene	ND	ug/kg	56.6	7.0	1	05/05/14 09:04	05/06/14 13:18	79-01-6	
Trichlorofluoromethane	ND	ug/kg	226	10.1	1	05/05/14 09:04	05/06/14 13:18	75-69-4	
1,2,3-Trichloropropane	ND	ug/kg	226	7.5	1	05/05/14 09:04	05/06/14 13:18	96-18-4	
1,1,2-Trichlorotrifluoroethane	ND	ug/kg	56.6	23.7	1	05/05/14 09:04	05/06/14 13:18	76-13-1	
1,2,4-Trimethylbenzene	ND	ug/kg	56.6	28.3	1	05/05/14 09:04	05/06/14 13:18	95-63-6	
1,3,5-Trimethylbenzene	ND	ug/kg	56.6	28.3	1	05/05/14 09:04	05/06/14 13:18	108-67-8	
Vinyl chloride	ND	ug/kg	56.6	8.4	1	05/05/14 09:04	05/06/14 13:18	75-01-4	
Xylene (Total)	ND	ug/kg	170	22.2	1	05/05/14 09:04	05/06/14 13:18	1330-20-7	
Surrogates									
1,2-Dichloroethane-d4 (S)	108	%.	74-125		1	05/05/14 09:04	05/06/14 13:18	17060-07-0	
Toluene-d8 (S)	100	%.	75-125		1	05/05/14 09:04	05/06/14 13:18	2037-26-5	
4-Bromofluorobenzene (S)	103	%.	75-125		1	05/05/14 09:04	05/06/14 13:18	460-00-4	

REPORT OF LABORATORY ANALYSIS

This report shall not be reproduced, except in full,
without the written consent of Pace Analytical Services, Inc..

Pace Analytical Services, Inc.
1700 Elm Street - Suite 200
Minneapolis, MN 55414
(612)607-1700

ANALYTICAL RESULTS

Project: 60317420 St.Louis Park Inc
Pace Project No.: 10264939

Sample: B7-S-N-34 **Lab ID: 10264939020** Collected: 04/24/14 12:35 Received: 04/25/14 12:00 Matrix: Solid

Results reported on a "dry-weight" basis

Parameters	Results	Units	Report Limit	MDL	DF	Prepared	Analyzed	CAS No.	Qual
Dry Weight	Analytical Method: ASTM D2974								
Percent Moisture	**16.2**	%	0.10	0.10	1		05/01/14 00:00		
8260 MSV 5030 Med Level	Analytical Method: EPA 8260 Preparation Method: EPA 5035/5030B								
Acetone	ND	ug/kg	1190	594	1	05/05/14 09:04	05/06/14 13:36	67-64-1	
Allyl chloride	ND	ug/kg	238	7.8	1	05/05/14 09:04	05/06/14 13:36	107-05-1	
Benzene	ND	ug/kg	23.8	11.9	1	05/05/14 09:04	05/06/14 13:36	71-43-2	
Bromobenzene	ND	ug/kg	59.4	10.3	1	05/05/14 09:04	05/06/14 13:36	108-86-1	
Bromochloromethane	ND	ug/kg	59.4	8.1	1	05/05/14 09:04	05/06/14 13:36	74-97-5	
Bromodichloromethane	ND	ug/kg	59.4	10.6	1	05/05/14 09:04	05/06/14 13:36	75-27-4	
Bromoform	ND	ug/kg	238	119	1	05/05/14 09:04	05/06/14 13:36	75-25-2	
Bromomethane	ND	ug/kg	594	297	1	05/05/14 09:04	05/06/14 13:36	74-83-9	
2-Butanone (MEK)	ND	ug/kg	297	149	1	05/05/14 09:04	05/06/14 13:36	78-93-3	
n-Butylbenzene	ND	ug/kg	59.4	7.2	1	05/05/14 09:04	05/06/14 13:36	104-51-8	
sec-Butylbenzene	ND	ug/kg	59.4	7.0	1	05/05/14 09:04	05/06/14 13:36	135-98-8	
tert-Butylbenzene	ND	ug/kg	59.4	29.7	1	05/05/14 09:04	05/06/14 13:36	98-06-6	
Carbon tetrachloride	ND	ug/kg	59.4	9.6	1	05/05/14 09:04	05/06/14 13:36	56-23-5	
Chlorobenzene	ND	ug/kg	59.4	9.1	1	05/05/14 09:04	05/06/14 13:36	108-90-7	
Chloroethane	ND	ug/kg	594	15.0	1	05/05/14 09:04	05/06/14 13:36	75-00-3	
Chloroform	ND	ug/kg	59.4	9.1	1	05/05/14 09:04	05/06/14 13:36	67-66-3	
Chloromethane	ND	ug/kg	238	10.8	1	05/05/14 09:04	05/06/14 13:36	74-87-3	
2-Chlorotoluene	ND	ug/kg	59.4	29.7	1	05/05/14 09:04	05/06/14 13:36	95-49-8	
4-Chlorotoluene	ND	ug/kg	59.4	29.7	1	05/05/14 09:04	05/06/14 13:36	106-43-4	
1,2-Dibromo-3-chloropropane	ND	ug/kg	594	31.5	1	05/05/14 09:04	05/06/14 13:36	96-12-8	
Dibromochloromethane	ND	ug/kg	59.4	12.8	1	05/05/14 09:04	05/06/14 13:36	124-48-1	
1,2-Dibromoethane (EDB)	ND	ug/kg	59.4	7.3	1	05/05/14 09:04	05/06/14 13:36	106-93-4	
Dibromomethane	ND	ug/kg	59.4	16.7	1	05/05/14 09:04	05/06/14 13:36	74-95-3	
1,2-Dichlorobenzene	ND	ug/kg	59.4	29.7	1	05/05/14 09:04	05/06/14 13:36	95-50-1	
1,3-Dichlorobenzene	ND	ug/kg	59.4	29.7	1	05/05/14 09:04	05/06/14 13:36	541-73-1	
1,4-Dichlorobenzene	ND	ug/kg	59.4	29.7	1	05/05/14 09:04	05/06/14 13:36	106-46-7	
Dichlorodifluoromethane	ND	ug/kg	59.4	27.5	1	05/05/14 09:04	05/06/14 13:36	75-71-8	
1,1-Dichloroethane	ND	ug/kg	59.4	8.3	1	05/05/14 09:04	05/06/14 13:36	75-34-3	
1,2-Dichloroethane	ND	ug/kg	59.4	14.0	1	05/05/14 09:04	05/06/14 13:36	107-06-2	
1,1-Dichloroethene	ND	ug/kg	59.4	11.9	1	05/05/14 09:04	05/06/14 13:36	75-35-4	
cis-1,2-Dichloroethene	ND	ug/kg	59.4	12.1	1	05/05/14 09:04	05/06/14 13:36	156-59-2	
trans-1,2-Dichloroethene	ND	ug/kg	59.4	11.8	1	05/05/14 09:04	05/06/14 13:36	156-60-5	
Dichlorofluoromethane	ND	ug/kg	594	297	1	05/05/14 09:04	05/06/14 13:36	75-43-4	L3
1,2-Dichloropropane	ND	ug/kg	59.4	9.5	1	05/05/14 09:04	05/06/14 13:36	78-87-5	
1,3-Dichloropropane	ND	ug/kg	59.4	29.7	1	05/05/14 09:04	05/06/14 13:36	142-28-9	
2,2-Dichloropropane	ND	ug/kg	238	7.9	1	05/05/14 09:04	05/06/14 13:36	594-20-7	
1,1-Dichloropropene	ND	ug/kg	59.4	9.7	1	05/05/14 09:04	05/06/14 13:36	563-58-6	
cis-1,3-Dichloropropene	ND	ug/kg	59.4	7.5	1	05/05/14 09:04	05/06/14 13:36	10061-01-5	
trans-1,3-Dichloropropene	ND	ug/kg	59.4	8.4	1	05/05/14 09:04	05/06/14 13:36	10061-02-6	
Diethyl ether (Ethyl ether)	ND	ug/kg	238	12.6	1	05/05/14 09:04	05/06/14 13:36	60-29-7	
Ethylbenzene	ND	ug/kg	59.4	7.5	1	05/05/14 09:04	05/06/14 13:36	100-41-4	
Hexachloro-1,3-butadiene	ND	ug/kg	297	149	1	05/05/14 09:04	05/06/14 13:36	87-68-3	

REPORT OF LABORATORY ANALYSIS

This report shall not be reproduced, except in full,
without the written consent of Pace Analytical Services, Inc..

Pace Analytical Services, Inc.
1700 Elm Street - Suite 200
Minneapolis, MN 55414
(612)607-1700

ANALYTICAL RESULTS

Project: 60317420 St.Louis Park Inc
Pace Project No.: 10264939

Sample: B7-S-N-34 **Lab ID: 10264939020** Collected: 04/24/14 12:35 Received: 04/25/14 12:00 Matrix: Solid

Results reported on a "dry-weight" basis

Parameters	Results	Units	Report Limit	MDL	DF	Prepared	Analyzed	CAS No.	Qual
8260 MSV 5030 Med Level	Analytical Method: EPA 8260 Preparation Method: EPA 5035/5030B								
Isopropylbenzene (Cumene)	ND	ug/kg	59.4	29.7	1	05/05/14 09:04	05/06/14 13:36	98-82-8	
p-Isopropyltoluene	ND	ug/kg	59.4	8.6	1	05/05/14 09:04	05/06/14 13:36	99-87-6	
Methylene Chloride	ND	ug/kg	238	119	1	05/05/14 09:04	05/06/14 13:36	75-09-2	
4-Methyl-2-pentanone (MIBK)	ND	ug/kg	297	149	1	05/05/14 09:04	05/06/14 13:36	108-10-1	
Methyl-tert-butyl ether	ND	ug/kg	59.4	29.7	1	05/05/14 09:04	05/06/14 13:36	1634-04-4	
Naphthalene	ND	ug/kg	238	119	1	05/05/14 09:04	05/06/14 13:36	91-20-3	
n-Propylbenzene	ND	ug/kg	59.4	7.2	1	05/05/14 09:04	05/06/14 13:36	103-65-1	
Styrene	ND	ug/kg	59.4	8.9	1	05/05/14 09:04	05/06/14 13:36	100-42-5	
1,1,1,2-Tetrachloroethane	ND	ug/kg	59.4	29.7	1	05/05/14 09:04	05/06/14 13:36	630-20-6	
1,1,2,2-Tetrachloroethane	ND	ug/kg	59.4	8.2	1	05/05/14 09:04	05/06/14 13:36	79-34-5	
Tetrachloroethene	ND	ug/kg	59.4	21.5	1	05/05/14 09:04	05/06/14 13:36	127-18-4	
Tetrahydrofuran	ND	ug/kg	2380	76.0	1	05/05/14 09:04	05/06/14 13:36	109-99-9	
Toluene	ND	ug/kg	59.4	8.1	1	05/05/14 09:04	05/06/14 13:36	108-88-3	
1,2,3-Trichlorobenzene	ND	ug/kg	59.4	14.1	1	05/05/14 09:04	05/06/14 13:36	87-61-6	
1,2,4-Trichlorobenzene	ND	ug/kg	59.4	10.8	1	05/05/14 09:04	05/06/14 13:36	120-82-1	
1,1,1-Trichloroethane	ND	ug/kg	59.4	29.7	1	05/05/14 09:04	05/06/14 13:36	71-55-6	
1,1,2-Trichloroethane	ND	ug/kg	59.4	10.1	1	05/05/14 09:04	05/06/14 13:36	79-00-5	
Trichloroethene	ND	ug/kg	59.4	7.4	1	05/05/14 09:04	05/06/14 13:36	79-01-6	
Trichlorofluoromethane	ND	ug/kg	238	10.6	1	05/05/14 09:04	05/06/14 13:36	75-69-4	
1,2,3-Trichloropropane	ND	ug/kg	238	7.9	1	05/05/14 09:04	05/06/14 13:36	96-18-4	
1,1,2-Trichlorotrifluoroethane	ND	ug/kg	59.4	24.8	1	05/05/14 09:04	05/06/14 13:36	76-13-1	
1,2,4-Trimethylbenzene	ND	ug/kg	59.4	29.7	1	05/05/14 09:04	05/06/14 13:36	95-63-6	
1,3,5-Trimethylbenzene	ND	ug/kg	59.4	29.7	1	05/05/14 09:04	05/06/14 13:36	108-67-8	
Vinyl chloride	ND	ug/kg	59.4	8.8	1	05/05/14 09:04	05/06/14 13:36	75-01-4	
Xylene (Total)	ND	ug/kg	178	23.3	1	05/05/14 09:04	05/06/14 13:36	1330-20-7	
Surrogates									
1,2-Dichloroethane-d4 (S)	109	%.	74-125		1	05/05/14 09:04	05/06/14 13:36	17060-07-0	
Toluene-d8 (S)	101	%.	75-125		1	05/05/14 09:04	05/06/14 13:36	2037-26-5	
4-Bromofluorobenzene (S)	101	%.	75-125		1	05/05/14 09:04	05/06/14 13:36	460-00-4	

REPORT OF LABORATORY ANALYSIS

This report shall not be reproduced, except in full,
without the written consent of Pace Analytical Services, Inc..

Pace Analytical Services, Inc.
1700 Elm Street - Suite 200
Minneapolis, MN 55414
(612)607-1700

ANALYTICAL RESULTS

Project: 60317420 St.Louis Park Inc
Pace Project No.: 10264939

Sample: B7-S-N-4 **Lab ID: 10264939021** Collected: 04/24/14 12:45 Received: 04/25/14 12:00 Matrix: Solid

Results reported on a "dry-weight" basis

Parameters	Results	Units	Report Limit	MDL	DF	Prepared	Analyzed	CAS No.	Qual
Dry Weight	Analytical Method: ASTM D2974								
Percent Moisture	**14.4**	%	0.10	0.10	1		05/01/14 00:00		
8260 MSV 5030 Med Level	Analytical Method: EPA 8260 Preparation Method: EPA 5035/5030B								
Acetone	ND	ug/kg	1180	590	1	05/05/14 09:04	05/06/14 13:54	67-64-1	
Allyl chloride	ND	ug/kg	236	7.7	1	05/05/14 09:04	05/06/14 13:54	107-05-1	
Benzene	ND	ug/kg	23.6	11.8	1	05/05/14 09:04	05/06/14 13:54	71-43-2	
Bromobenzene	ND	ug/kg	59.0	10.2	1	05/05/14 09:04	05/06/14 13:54	108-86-1	
Bromochloromethane	ND	ug/kg	59.0	8.0	1	05/05/14 09:04	05/06/14 13:54	74-97-5	
Bromodichloromethane	ND	ug/kg	59.0	10.5	1	05/05/14 09:04	05/06/14 13:54	75-27-4	
Bromoform	ND	ug/kg	236	118	1	05/05/14 09:04	05/06/14 13:54	75-25-2	
Bromomethane	ND	ug/kg	590	295	1	05/05/14 09:04	05/06/14 13:54	74-83-9	
2-Butanone (MEK)	ND	ug/kg	295	148	1	05/05/14 09:04	05/06/14 13:54	78-93-3	
n-Butylbenzene	ND	ug/kg	59.0	7.2	1	05/05/14 09:04	05/06/14 13:54	104-51-8	
sec-Butylbenzene	ND	ug/kg	59.0	7.0	1	05/05/14 09:04	05/06/14 13:54	135-98-8	
tert-Butylbenzene	ND	ug/kg	59.0	29.5	1	05/05/14 09:04	05/06/14 13:54	98-06-6	
Carbon tetrachloride	ND	ug/kg	59.0	9.5	1	05/05/14 09:04	05/06/14 13:54	56-23-5	
Chlorobenzene	ND	ug/kg	59.0	9.1	1	05/05/14 09:04	05/06/14 13:54	108-90-7	
Chloroethane	ND	ug/kg	590	14.9	1	05/05/14 09:04	05/06/14 13:54	75-00-3	
Chloroform	ND	ug/kg	59.0	9.0	1	05/05/14 09:04	05/06/14 13:54	67-66-3	
Chloromethane	ND	ug/kg	236	10.8	1	05/05/14 09:04	05/06/14 13:54	74-87-3	
2-Chlorotoluene	ND	ug/kg	59.0	29.5	1	05/05/14 09:04	05/06/14 13:54	95-49-8	
4-Chlorotoluene	ND	ug/kg	59.0	29.5	1	05/05/14 09:04	05/06/14 13:54	106-43-4	
1,2-Dibromo-3-chloropropane	ND	ug/kg	590	31.3	1	05/05/14 09:04	05/06/14 13:54	96-12-8	
Dibromochloromethane	ND	ug/kg	59.0	12.8	1	05/05/14 09:04	05/06/14 13:54	124-48-1	
1,2-Dibromoethane (EDB)	ND	ug/kg	59.0	7.3	1	05/05/14 09:04	05/06/14 13:54	106-93-4	
Dibromomethane	ND	ug/kg	59.0	16.5	1	05/05/14 09:04	05/06/14 13:54	74-95-3	
1,2-Dichlorobenzene	ND	ug/kg	59.0	29.5	1	05/05/14 09:04	05/06/14 13:54	95-50-1	
1,3-Dichlorobenzene	ND	ug/kg	59.0	29.5	1	05/05/14 09:04	05/06/14 13:54	541-73-1	
1,4-Dichlorobenzene	ND	ug/kg	59.0	29.5	1	05/05/14 09:04	05/06/14 13:54	106-46-7	
Dichlorodifluoromethane	ND	ug/kg	59.0	27.3	1	05/05/14 09:04	05/06/14 13:54	75-71-8	
1,1-Dichloroethane	ND	ug/kg	59.0	8.3	1	05/05/14 09:04	05/06/14 13:54	75-34-3	
1,2-Dichloroethane	ND	ug/kg	59.0	13.9	1	05/05/14 09:04	05/06/14 13:54	107-06-2	
1,1-Dichloroethene	ND	ug/kg	59.0	11.8	1	05/05/14 09:04	05/06/14 13:54	75-35-4	
cis-1,2-Dichloroethene	ND	ug/kg	59.0	12.0	1	05/05/14 09:04	05/06/14 13:54	156-59-2	
trans-1,2-Dichloroethene	ND	ug/kg	59.0	11.7	1	05/05/14 09:04	05/06/14 13:54	156-60-5	
Dichlorofluoromethane	ND	ug/kg	590	295	1	05/05/14 09:04	05/06/14 13:54	75-43-4	L3
1,2-Dichloropropane	ND	ug/kg	59.0	9.5	1	05/05/14 09:04	05/06/14 13:54	78-87-5	
1,3-Dichloropropane	ND	ug/kg	59.0	29.5	1	05/05/14 09:04	05/06/14 13:54	142-28-9	
2,2-Dichloropropane	ND	ug/kg	236	7.9	1	05/05/14 09:04	05/06/14 13:54	594-20-7	
1,1-Dichloropropene	ND	ug/kg	59.0	9.6	1	05/05/14 09:04	05/06/14 13:54	563-58-6	
cis-1,3-Dichloropropene	ND	ug/kg	59.0	7.4	1	05/05/14 09:04	05/06/14 13:54	10061-01-5	
trans-1,3-Dichloropropene	ND	ug/kg	59.0	8.3	1	05/05/14 09:04	05/06/14 13:54	10061-02-6	
Diethyl ether (Ethyl ether)	ND	ug/kg	236	12.5	1	05/05/14 09:04	05/06/14 13:54	60-29-7	
Ethylbenzene	ND	ug/kg	59.0	7.4	1	05/05/14 09:04	05/06/14 13:54	100-41-4	
Hexachloro-1,3-butadiene	ND	ug/kg	295	148	1	05/05/14 09:04	05/06/14 13:54	87-68-3	

REPORT OF LABORATORY ANALYSIS

This report shall not be reproduced, except in full,
without the written consent of Pace Analytical Services, Inc..

Pace Analytical Services, Inc.
1700 Elm Street - Suite 200
Minneapolis, MN 55414
(612)607-1700

ANALYTICAL RESULTS

Project: 60317420 St.Louis Park Inc
Pace Project No.: 10264939

Sample: B7-S-N-4 **Lab ID: 10264939021** Collected: 04/24/14 12:45 Received: 04/25/14 12:00 Matrix: Solid

Results reported on a "dry-weight" basis

Parameters	Results	Units	Report Limit	MDL	DF	Prepared	Analyzed	CAS No.	Qual
8260 MSV 5030 Med Level	Analytical Method: EPA 8260 Preparation Method: EPA 5035/5030B								
Isopropylbenzene (Cumene)	ND	ug/kg	59.0	29.5	1	05/05/14 09:04	05/06/14 13:54	98-82-8	
p-Isopropyltoluene	ND	ug/kg	59.0	8.6	1	05/05/14 09:04	05/06/14 13:54	99-87-6	
Methylene Chloride	ND	ug/kg	236	118	1	05/05/14 09:04	05/06/14 13:54	75-09-2	
4-Methyl-2-pentanone (MIBK)	ND	ug/kg	295	148	1	05/05/14 09:04	05/06/14 13:54	108-10-1	
Methyl-tert-butyl ether	ND	ug/kg	59.0	29.5	1	05/05/14 09:04	05/06/14 13:54	1634-04-4	
Naphthalene	ND	ug/kg	236	118	1	05/05/14 09:04	05/06/14 13:54	91-20-3	
n-Propylbenzene	ND	ug/kg	59.0	7.2	1	05/05/14 09:04	05/06/14 13:54	103-65-1	
Styrene	ND	ug/kg	59.0	8.8	1	05/05/14 09:04	05/06/14 13:54	100-42-5	
1,1,1,2-Tetrachloroethane	ND	ug/kg	59.0	29.5	1	05/05/14 09:04	05/06/14 13:54	630-20-6	
1,1,2,2-Tetrachloroethane	ND	ug/kg	59.0	8.1	1	05/05/14 09:04	05/06/14 13:54	79-34-5	
Tetrachloroethene	ND	ug/kg	59.0	21.3	1	05/05/14 09:04	05/06/14 13:54	127-18-4	
Tetrahydrofuran	ND	ug/kg	2360	75.4	1	05/05/14 09:04	05/06/14 13:54	109-99-9	
Toluene	ND	ug/kg	59.0	8.0	1	05/05/14 09:04	05/06/14 13:54	108-88-3	
1,2,3-Trichlorobenzene	ND	ug/kg	59.0	14.1	1	05/05/14 09:04	05/06/14 13:54	87-61-6	
1,2,4-Trichlorobenzene	ND	ug/kg	59.0	10.7	1	05/05/14 09:04	05/06/14 13:54	120-82-1	
1,1,1-Trichloroethane	ND	ug/kg	59.0	29.5	1	05/05/14 09:04	05/06/14 13:54	71-55-6	
1,1,2-Trichloroethane	ND	ug/kg	59.0	10	1	05/05/14 09:04	05/06/14 13:54	79-00-5	
Trichloroethene	ND	ug/kg	59.0	7.3	1	05/05/14 09:04	05/06/14 13:54	79-01-6	
Trichlorofluoromethane	ND	ug/kg	236	10.5	1	05/05/14 09:04	05/06/14 13:54	75-69-4	
1,2,3-Trichloropropane	ND	ug/kg	236	7.8	1	05/05/14 09:04	05/06/14 13:54	96-18-4	
1,1,2-Trichlorotrifluoroethane	ND	ug/kg	59.0	24.7	1	05/05/14 09:04	05/06/14 13:54	76-13-1	
1,2,4-Trimethylbenzene	ND	ug/kg	59.0	29.5	1	05/05/14 09:04	05/06/14 13:54	95-63-6	
1,3,5-Trimethylbenzene	ND	ug/kg	59.0	29.5	1	05/05/14 09:04	05/06/14 13:54	108-67-8	
Vinyl chloride	ND	ug/kg	59.0	8.8	1	05/05/14 09:04	05/06/14 13:54	75-01-4	
Xylene (Total)	ND	ug/kg	177	23.2	1	05/05/14 09:04	05/06/14 13:54	1330-20-7	
Surrogates									
1,2-Dichloroethane-d4 (S)	107	%.	74-125		1	05/05/14 09:04	05/06/14 13:54	17060-07-0	
Toluene-d8 (S)	102	%.	75-125		1	05/05/14 09:04	05/06/14 13:54	2037-26-5	
4-Bromofluorobenzene (S)	101	%.	75-125		1	05/05/14 09:04	05/06/14 13:54	460-00-4	

REPORT OF LABORATORY ANALYSIS

This report shall not be reproduced, except in full,
without the written consent of Pace Analytical Services, Inc..

Pace Analytical Services, Inc.
1700 Elm Street - Suite 200
Minneapolis, MN 55414
(612)607-1700

ANALYTICAL RESULTS

Project: 60317420 St.Louis Park Inc
Pace Project No.: 10264939

Sample: Trip Blank **Lab ID: 10264939022** Collected: 04/16/14 08:00 Received: 04/25/14 12:00 Matrix: Solid

Results reported on a "wet-weight" basis

Parameters	Results	Units	Report Limit	MDL	DF	Prepared	Analyzed	CAS No.	Qual
8260 MSV 5030 Med Level	Analytical Method: EPA 8260 Preparation Method: EPA 5035/5030B								
Acetone	ND	ug/kg	1000	500	1	04/29/14 10:12	04/29/14 17:57	67-64-1	
Allyl chloride	ND	ug/kg	200	8.8	1	04/29/14 10:12	04/29/14 17:57	107-05-1	
Benzene	ND	ug/kg	20.0	10.0	1	04/29/14 10:12	04/29/14 17:57	71-43-2	
Bromobenzene	ND	ug/kg	50.0	5.8	1	04/29/14 10:12	04/29/14 17:57	108-86-1	
Bromochloromethane	ND	ug/kg	50.0	10.2	1	04/29/14 10:12	04/29/14 17:57	74-97-5	
Bromodichloromethane	ND	ug/kg	50.0	6.4	1	04/29/14 10:12	04/29/14 17:57	75-27-4	
Bromoform	ND	ug/kg	200	100	1	04/29/14 10:12	04/29/14 17:57	75-25-2	
Bromomethane	ND	ug/kg	500	250	1	04/29/14 10:12	04/29/14 17:57	74-83-9	
2-Butanone (MEK)	ND	ug/kg	250	125	1	04/29/14 10:12	04/29/14 17:57	78-93-3	
n-Butylbenzene	ND	ug/kg	50.0	20.0	1	04/29/14 10:12	04/29/14 17:57	104-51-8	
sec-Butylbenzene	ND	ug/kg	50.0	20.0	1	04/29/14 10:12	04/29/14 17:57	135-98-8	
tert-Butylbenzene	ND	ug/kg	50.0	20.0	1	04/29/14 10:12	04/29/14 17:57	98-06-6	
Carbon tetrachloride	ND	ug/kg	50.0	5.0	1	04/29/14 10:12	04/29/14 17:57	56-23-5	
Chlorobenzene	ND	ug/kg	50.0	3.7	1	04/29/14 10:12	04/29/14 17:57	108-90-7	
Chloroethane	ND	ug/kg	500	12.5	1	04/29/14 10:12	04/29/14 17:57	75-00-3	
Chloroform	ND	ug/kg	50.0	7.6	1	04/29/14 10:12	04/29/14 17:57	67-66-3	
Chloromethane	ND	ug/kg	200	15.2	1	04/29/14 10:12	04/29/14 17:57	74-87-3	
2-Chlorotoluene	ND	ug/kg	50.0	25.0	1	04/29/14 10:12	04/29/14 17:57	95-49-8	
4-Chlorotoluene	ND	ug/kg	50.0	25.0	1	04/29/14 10:12	04/29/14 17:57	106-43-4	
1,2-Dibromo-3-chloropropane	ND	ug/kg	500	73.0	1	04/29/14 10:12	04/29/14 17:57	96-12-8	
Dibromochloromethane	ND	ug/kg	50.0	6.4	1	04/29/14 10:12	04/29/14 17:57	124-48-1	
1,2-Dibromoethane (EDB)	ND	ug/kg	50.0	5.4	1	04/29/14 10:12	04/29/14 17:57	106-93-4	
Dibromomethane	ND	ug/kg	50.0	7.8	1	04/29/14 10:12	04/29/14 17:57	74-95-3	
1,2-Dichlorobenzene	ND	ug/kg	50.0	25.0	1	04/29/14 10:12	04/29/14 17:57	95-50-1	
1,3-Dichlorobenzene	ND	ug/kg	50.0	25.0	1	04/29/14 10:12	04/29/14 17:57	541-73-1	
1,4-Dichlorobenzene	ND	ug/kg	50.0	25.0	1	04/29/14 10:12	04/29/14 17:57	106-46-7	
Dichlorodifluoromethane	ND	ug/kg	50.0	15.2	1	04/29/14 10:12	04/29/14 17:57	75-71-8	
1,1-Dichloroethane	ND	ug/kg	50.0	4.1	1	04/29/14 10:12	04/29/14 17:57	75-34-3	
1,2-Dichloroethane	ND	ug/kg	50.0	6.7	1	04/29/14 10:12	04/29/14 17:57	107-06-2	
1,1-Dichloroethene	ND	ug/kg	50.0	7.1	1	04/29/14 10:12	04/29/14 17:57	75-35-4	
cis-1,2-Dichloroethene	ND	ug/kg	50.0	8.2	1	04/29/14 10:12	04/29/14 17:57	156-59-2	
trans-1,2-Dichloroethene	ND	ug/kg	50.0	6.1	1	04/29/14 10:12	04/29/14 17:57	156-60-5	
Dichlorofluoromethane	ND	ug/kg	500	41.0	1	04/29/14 10:12	04/29/14 17:57	75-43-4	
1,2-Dichloropropane	ND	ug/kg	50.0	5.9	1	04/29/14 10:12	04/29/14 17:57	78-87-5	
1,3-Dichloropropane	ND	ug/kg	50.0	25.0	1	04/29/14 10:12	04/29/14 17:57	142-28-9	
2,2-Dichloropropane	ND	ug/kg	200	49.3	1	04/29/14 10:12	04/29/14 17:57	594-20-7	
1,1-Dichloropropene	ND	ug/kg	50.0	6.4	1	04/29/14 10:12	04/29/14 17:57	563-58-6	
cis-1,3-Dichloropropene	ND	ug/kg	50.0	3.9	1	04/29/14 10:12	04/29/14 17:57	10061-01-5	
trans-1,3-Dichloropropene	ND	ug/kg	50.0	4.9	1	04/29/14 10:12	04/29/14 17:57	10061-02-6	
Diethyl ether (Ethyl ether)	ND	ug/kg	200	11.2	1	04/29/14 10:12	04/29/14 17:57	60-29-7	
Ethylbenzene	ND	ug/kg	50.0	20.0	1	04/29/14 10:12	04/29/14 17:57	100-41-4	
Hexachloro-1,3-butadiene	ND	ug/kg	250	125	1	04/29/14 10:12	04/29/14 17:57	87-68-3	
Isopropylbenzene (Cumene)	ND	ug/kg	50.0	25.0	1	04/29/14 10:12	04/29/14 17:57	98-82-8	
p-Isopropyltoluene	ND	ug/kg	50.0	20.0	1	04/29/14 10:12	04/29/14 17:57	99-87-6	
Methylene Chloride	ND	ug/kg	200	100	1	04/29/14 10:12	04/29/14 17:57	75-09-2	

REPORT OF LABORATORY ANALYSIS

This report shall not be reproduced, except in full,
without the written consent of Pace Analytical Services, Inc..

Pace Analytical Services, Inc.
1700 Elm Street - Suite 200
Minneapolis, MN 55414
(612)607-1700

ANALYTICAL RESULTS

Project: 60317420 St.Louis Park Inc
Pace Project No.: 10264939

Sample: Trip Blank **Lab ID: 10264939022** Collected: 04/16/14 08:00 Received: 04/25/14 12:00 Matrix: Solid

Results reported on a "wet-weight" basis

Parameters	Results	Units	Report Limit	MDL	DF	Prepared	Analyzed	CAS No.	Qual
8260 MSV 5030 Med Level	Analytical Method: EPA 8260 Preparation Method: EPA 5035/5030B								
4-Methyl-2-pentanone (MIBK)	ND	ug/kg	250	125	1	04/29/14 10:12	04/29/14 17:57	108-10-1	
Methyl-tert-butyl ether	ND	ug/kg	50.0	25.0	1	04/29/14 10:12	04/29/14 17:57	1634-04-4	
Naphthalene	ND	ug/kg	200	100	1	04/29/14 10:12	04/29/14 17:57	91-20-3	
n-Propylbenzene	ND	ug/kg	50.0	20.0	1	04/29/14 10:12	04/29/14 17:57	103-65-1	
Styrene	ND	ug/kg	50.0	4.1	1	04/29/14 10:12	04/29/14 17:57	100-42-5	
1,1,1,2-Tetrachloroethane	ND	ug/kg	50.0	25.0	1	04/29/14 10:12	04/29/14 17:57	630-20-6	
1,1,2,2-Tetrachloroethane	ND	ug/kg	50.0	6.4	1	04/29/14 10:12	04/29/14 17:57	79-34-5	
Tetrachloroethene	ND	ug/kg	50.0	6.6	1	04/29/14 10:12	04/29/14 17:57	127-18-4	
Tetrahydrofuran	ND	ug/kg	2000	60.3	1	04/29/14 10:12	04/29/14 17:57	109-99-9	
Toluene	ND	ug/kg	50.0	20.0	1	04/29/14 10:12	04/29/14 17:57	108-88-3	
1,2,3-Trichlorobenzene	ND	ug/kg	50.0	20.0	1	04/29/14 10:12	04/29/14 17:57	87-61-6	
1,2,4-Trichlorobenzene	ND	ug/kg	50.0	20.0	1	04/29/14 10:12	04/29/14 17:57	120-82-1	
1,1,1-Trichloroethane	ND	ug/kg	50.0	3.3	1	04/29/14 10:12	04/29/14 17:57	71-55-6	
1,1,2-Trichloroethane	ND	ug/kg	50.0	4.5	1	04/29/14 10:12	04/29/14 17:57	79-00-5	
Trichloroethene	ND	ug/kg	50.0	7.6	1	04/29/14 10:12	04/29/14 17:57	79-01-6	
Trichlorofluoromethane	ND	ug/kg	200	9.2	1	04/29/14 10:12	04/29/14 17:57	75-69-4	
1,2,3-Trichloropropane	ND	ug/kg	200	14.7	1	04/29/14 10:12	04/29/14 17:57	96-18-4	
1,1,2-Trichlorotrifluoroethane	ND	ug/kg	50.0	25.0	1	04/29/14 10:12	04/29/14 17:57	76-13-1	
1,2,4-Trimethylbenzene	ND	ug/kg	50.0	25.0	1	04/29/14 10:12	04/29/14 17:57	95-63-6	
1,3,5-Trimethylbenzene	ND	ug/kg	50.0	25.0	1	04/29/14 10:12	04/29/14 17:57	108-67-8	
Vinyl chloride	ND	ug/kg	50.0	8.0	1	04/29/14 10:12	04/29/14 17:57	75-01-4	
Xylene (Total)	ND	ug/kg	150	60.0	1	04/29/14 10:12	04/29/14 17:57	1330-20-7	
Surrogates									
1,2-Dichloroethane-d4 (S)	110	%.	74-125		1	04/29/14 10:12	04/29/14 17:57	17060-07-0	
Toluene-d8 (S)	106	%.	75-125		1	04/29/14 10:12	04/29/14 17:57	2037-26-5	
4-Bromofluorobenzene (S)	105	%.	75-125		1	04/29/14 10:12	04/29/14 17:57	460-00-4	

REPORT OF LABORATORY ANALYSIS

This report shall not be reproduced, except in full,
without the written consent of Pace Analytical Services, Inc..

Pace Analytical Services, Inc.
1700 Elm Street - Suite 200
Minneapolis, MN 55414
(612)607-1700

ANALYTICAL RESULTS

Project: 60317420 St.Louis Park Inc
Pace Project No.: 10264939

Sample: Waste-5 **Lab ID: 10264939023** Collected: 04/22/14 08:55 Received: 04/25/14 12:00 Matrix: Solid

Results reported on a "dry-weight" basis

Parameters	Results	Units	Report Limit	MDL	DF	Prepared	Analyzed	CAS No.	Qual
6010C MET ICP	Analytical Method: EPA 6010C Preparation Method: EPA 3050								
Arsenic	ND	mg/kg	0.95	0.28	1	04/30/14 14:48	05/03/14 17:59	7440-38-2	
Barium	**21.6**	mg/kg	0.48	0.052	1	04/30/14 14:48	05/03/14 17:59	7440-39-3	
Cadmium	ND	mg/kg	0.14	0.016	1	04/30/14 14:48	05/03/14 17:59	7440-43-9	
Chromium	**8.9**	mg/kg	0.48	0.062	1	04/30/14 14:48	05/03/14 17:59	7440-47-3	
Lead	**1.6**	mg/kg	0.95	0.070	1	04/30/14 14:48	05/03/14 17:59	7439-92-1	
Selenium	ND	mg/kg	0.71	0.32	1	04/30/14 14:48	05/03/14 17:59	7782-49-2	
Silver	ND	mg/kg	0.48	0.048	1	04/30/14 14:48	05/03/14 17:59	7440-22-4	
7471B Mercury	Analytical Method: EPA 7471B Preparation Method: EPA 7471B								
Mercury	ND	mg/kg	0.019	0.0056	1	05/06/14 10:20	05/06/14 16:50	7439-97-6	
Dry Weight	Analytical Method: ASTM D2974								
Percent Moisture	**6.1**	%	0.10	0.10	1		05/01/14 00:00		
8260 MSV TCLP	Analytical Method: EPA 8260 Leachate Method/Date: EPA 1311; 04/30/14 09:58								
Benzene	ND	ug/L	50.0	4.0	1		05/01/14 01:15	71-43-2	
2-Butanone (MEK)	ND	ug/L	200	12.0	1		05/01/14 01:15	78-93-3	
Carbon tetrachloride	ND	ug/L	200	6.0	1		05/01/14 01:15	56-23-5	
Chlorobenzene	ND	ug/L	50.0	4.0	1		05/01/14 01:15	108-90-7	
Chloroform	ND	ug/L	50.0	6.0	1		05/01/14 01:15	67-66-3	
1,4-Dichlorobenzene	ND	ug/L	50.0	7.0	1		05/01/14 01:15	106-46-7	
1,2-Dichloroethane	ND	ug/L	50.0	6.0	1		05/01/14 01:15	107-06-2	
1,1-Dichloroethene	ND	ug/L	50.0	11.0	1		05/01/14 01:15	75-35-4	
Tetrachloroethene	ND	ug/L	50.0	4.0	1		05/01/14 01:15	127-18-4	
Trichloroethene	ND	ug/L	50.0	5.0	1		05/01/14 01:15	79-01-6	
Vinyl chloride	ND	ug/L	20.0	5.0	1		05/01/14 01:15	75-01-4	
Surrogates									
1,2-Dichloroethane-d4 (S)	95	%.	75-125		1		05/01/14 01:15	17060-07-0	
Toluene-d8 (S)	106	%.	75-125		1		05/01/14 01:15	2037-26-5	
4-Bromofluorobenzene (S)	98	%.	75-125		1		05/01/14 01:15	460-00-4	

REPORT OF LABORATORY ANALYSIS

This report shall not be reproduced, except in full,
without the written consent of Pace Analytical Services, Inc..

Pace Analytical Services, Inc.
1700 Elm Street - Suite 200
Minneapolis, MN 55414
(612)607-1700

QUALITY CONTROL DATA

Project: 60317420 St.Louis Park Inc
Pace Project No.: 10264939

QC Batch: MERP/10361 Analysis Method: EPA 7471B
QC Batch Method: EPA 7471B Analysis Description: 7471B Mercury Solids
Associated Lab Samples: 10264939023

METHOD BLANK: 1671759 Matrix: Solid
Associated Lab Samples: 10264939023

Parameter	Units	Blank Result	Reporting Limit	Analyzed	Qualifiers
Mercury	mg/kg	ND	0.020	05/06/14 16:39	

LABORATORY CONTROL SAMPLE: 1671760

Parameter	Units	Spike Conc.	LCS Result	LCS % Rec	% Rec Limits	Qualifiers
Mercury	mg/kg	.47	0.48	103	80-120	

MATRIX SPIKE & MATRIX SPIKE DUPLICATE: 1671761 1671762

Parameter	Units	10264671001 Result	MS Spike Conc.	MSD Spike Conc.	MS Result	MSD Result	MS % Rec	MSD % Rec	% Rec Limits	RPD	Max RPD	Qual
Mercury	mg/kg	0.0078J	.45	.49	0.42	0.47	91	95	75-125	13	20	

REPORT OF LABORATORY ANALYSIS

This report shall not be reproduced, except in full,
without the written consent of Pace Analytical Services, Inc..

Pace Analytical Services, Inc.
1700 Elm Street - Suite 200
Minneapolis, MN 55414
(612)607-1700

QUALITY CONTROL DATA

Project: 60317420 St.Louis Park Inc
Pace Project No.: 10264939

QC Batch: MPRP/45448
QC Batch Method: EPA 3050
Analysis Method: EPA 6010C
Analysis Description: 6010C Solids
Associated Lab Samples: 10264939023

METHOD BLANK: 1666654 Matrix: Solid
Associated Lab Samples: 10264939023

Parameter	Units	Blank Result	Reporting Limit	Analyzed	Qualifiers
Arsenic	mg/kg	ND	0.93	05/03/14 15:10	
Barium	mg/kg	ND	0.47	05/03/14 15:10	
Cadmium	mg/kg	ND	0.14	05/03/14 15:10	
Chromium	mg/kg	ND	0.47	05/03/14 15:10	
Lead	mg/kg	ND	0.93	05/03/14 15:10	
Selenium	mg/kg	ND	0.70	05/03/14 15:10	
Silver	mg/kg	ND	0.47	05/03/14 15:10	

LABORATORY CONTROL SAMPLE: 1666655

Parameter	Units	Spike Conc.	LCS Result	LCS % Rec	% Rec Limits	Qualifiers
Arsenic	mg/kg	47.2	46.2	98	80-120	
Barium	mg/kg	47.2	49.2	104	80-120	
Cadmium	mg/kg	47.2	46.3	98	80-120	
Chromium	mg/kg	47.2	49.5	105	80-120	
Lead	mg/kg	47.2	46.5	99	80-120	
Selenium	mg/kg	47.2	42.8	91	80-120	
Silver	mg/kg	23.6	23.1	98	80-120	

MATRIX SPIKE & MATRIX SPIKE DUPLICATE: 1666656 1666657

Parameter	Units	10264896001 Result	MS Spike Conc.	MSD Spike Conc.	MS Result	MSD Result	MS % Rec	MSD % Rec	% Rec Limits	RPD	Max RPD	Qual
Arsenic	mg/kg	2.1	48.8	49.7	53.3	53.0	105	102	75-125	.5	20	
Barium	mg/kg	9.0	48.8	49.7	57.7	58.1	100	99	75-125	.7	20	
Cadmium	mg/kg	ND	48.8	49.7	49.5	49.2	101	99	75-125	.6	20	
Chromium	mg/kg	5.1	48.8	49.7	54.7	55.2	102	101	75-125	.9	20	
Lead	mg/kg	3.2	48.8	49.7	49.2	49.7	94	94	75-125	1	20	
Selenium	mg/kg	ND	48.8	49.7	48.0	48.2	99	97	75-125	.4	20	
Silver	mg/kg	ND	24.4	24.8	25.5	25.2	104	101	75-125	1	20	

REPORT OF LABORATORY ANALYSIS

This report shall not be reproduced, except in full,
without the written consent of Pace Analytical Services, Inc..

Pace Analytical Services, Inc.
1700 Elm Street - Suite 200
Minneapolis, MN 55414
(612)607-1700

QUALITY CONTROL DATA

Project: 60317420 St.Louis Park Inc
Pace Project No.: 10264939

QC Batch: MPRP/45544 Analysis Method: ASTM D2974
QC Batch Method: ASTM D2974 Analysis Description: Dry Weight/Percent Moisture
Associated Lab Samples: 10264939001, 10264939002, 10264939003, 10264939004, 10264939005, 10264939006, 10264939007, 10264939008, 10264939009, 10264939010, 10264939011, 10264939012, 10264939013, 10264939014, 10264939015, 10264939016, 10264939017, 10264939018, 10264939019, 10264939020

SAMPLE DUPLICATE: 1669233

Parameter	Units	10264939001 Result	Dup Result	RPD	Max RPD	Qualifiers
Percent Moisture	%	15.4	15.4	.08	30	

SAMPLE DUPLICATE: 1669234

Parameter	Units	10264939020 Result	Dup Result	RPD	Max RPD	Qualifiers
Percent Moisture	%	16.2	17.0	5	30	

REPORT OF LABORATORY ANALYSIS

This report shall not be reproduced, except in full,
without the written consent of Pace Analytical Services, Inc..

Pace Analytical Services, Inc.
1700 Elm Street - Suite 200
Minneapolis, MN 55414
(612)607-1700

QUALITY CONTROL DATA

Project: 60317420 St.Louis Park Inc
Pace Project No.: 10264939

QC Batch: MPRP/45549
QC Batch Method: ASTM D2974
Analysis Method: ASTM D2974
Analysis Description: Dry Weight/Percent Moisture
Associated Lab Samples: 10264939021, 10264939023

SAMPLE DUPLICATE: 1669284

Parameter	Units	10264356002 Result	Dup Result	RPD	Max RPD	Qualifiers
Percent Moisture	%	18.2	18.1	.9	30	

SAMPLE DUPLICATE: 1669429

Parameter	Units	10264918002 Result	Dup Result	RPD	Max RPD	Qualifiers
Percent Moisture	%	12.7	12.5	.9	30	

REPORT OF LABORATORY ANALYSIS

This report shall not be reproduced, except in full,
without the written consent of Pace Analytical Services, Inc..

Pace Analytical Services, Inc.
1700 Elm Street - Suite 200
Minneapolis, MN 55414
(612)607-1700

QUALITY CONTROL DATA

Project: 60317420 St.Louis Park Inc
Pace Project No.: 10264939

QC Batch: MSV/26922 Analysis Method: EPA 8260
QC Batch Method: EPA 5035/5030B Analysis Description: 8260 MSV 5030 Med Level
Associated Lab Samples: 10264939001, 10264939002, 10264939003, 10264939004, 10264939005, 10264939006, 10264939007, 10264939008, 10264939022

METHOD BLANK: 1666826 Matrix: Solid
Associated Lab Samples: 10264939001, 10264939002, 10264939003, 10264939004, 10264939005, 10264939006, 10264939007, 10264939008, 10264939022

Parameter	Units	Blank Result	Reporting Limit	Analyzed	Qualifiers
1,1,1,2-Tetrachloroethane	ug/kg	ND	50.0	04/29/14 17:39	
1,1,1-Trichloroethane	ug/kg	ND	50.0	04/29/14 17:39	
1,1,2,2-Tetrachloroethane	ug/kg	ND	50.0	04/29/14 17:39	
1,1,2-Trichloroethane	ug/kg	ND	50.0	04/29/14 17:39	
1,1,2-Trichlorotrifluoroethane	ug/kg	ND	50.0	04/29/14 17:39	
1,1-Dichloroethane	ug/kg	ND	50.0	04/29/14 17:39	
1,1-Dichloroethene	ug/kg	ND	50.0	04/29/14 17:39	
1,1-Dichloropropene	ug/kg	ND	50.0	04/29/14 17:39	
1,2,3-Trichlorobenzene	ug/kg	ND	50.0	04/29/14 17:39	
1,2,3-Trichloropropane	ug/kg	ND	200	04/29/14 17:39	
1,2,4-Trichlorobenzene	ug/kg	ND	50.0	04/29/14 17:39	
1,2,4-Trimethylbenzene	ug/kg	ND	50.0	04/29/14 17:39	
1,2-Dibromo-3-chloropropane	ug/kg	ND	500	04/29/14 17:39	
1,2-Dibromoethane (EDB)	ug/kg	ND	50.0	04/29/14 17:39	
1,2-Dichlorobenzene	ug/kg	ND	50.0	04/29/14 17:39	
1,2-Dichloroethane	ug/kg	ND	50.0	04/29/14 17:39	
1,2-Dichloropropane	ug/kg	ND	50.0	04/29/14 17:39	
1,3,5-Trimethylbenzene	ug/kg	ND	50.0	04/29/14 17:39	
1,3-Dichlorobenzene	ug/kg	ND	50.0	04/29/14 17:39	
1,3-Dichloropropane	ug/kg	ND	50.0	04/29/14 17:39	
1,4-Dichlorobenzene	ug/kg	ND	50.0	04/29/14 17:39	
2,2-Dichloropropane	ug/kg	ND	200	04/29/14 17:39	
2-Butanone (MEK)	ug/kg	ND	250	04/29/14 17:39	
2-Chlorotoluene	ug/kg	ND	50.0	04/29/14 17:39	
4-Chlorotoluene	ug/kg	ND	50.0	04/29/14 17:39	
4-Methyl-2-pentanone (MIBK)	ug/kg	ND	250	04/29/14 17:39	
Acetone	ug/kg	ND	1000	04/29/14 17:39	
Allyl chloride	ug/kg	ND	200	04/29/14 17:39	
Benzene	ug/kg	ND	20.0	04/29/14 17:39	
Bromobenzene	ug/kg	ND	50.0	04/29/14 17:39	
Bromochloromethane	ug/kg	ND	50.0	04/29/14 17:39	
Bromodichloromethane	ug/kg	ND	50.0	04/29/14 17:39	
Bromoform	ug/kg	ND	200	04/29/14 17:39	
Bromomethane	ug/kg	ND	500	04/29/14 17:39	
Carbon tetrachloride	ug/kg	ND	50.0	04/29/14 17:39	
Chlorobenzene	ug/kg	ND	50.0	04/29/14 17:39	
Chloroethane	ug/kg	ND	500	04/29/14 17:39	
Chloroform	ug/kg	ND	50.0	04/29/14 17:39	
Chloromethane	ug/kg	ND	200	04/29/14 17:39	
cis-1,2-Dichloroethene	ug/kg	ND	50.0	04/29/14 17:39	
cis-1,3-Dichloropropene	ug/kg	ND	50.0	04/29/14 17:39	

REPORT OF LABORATORY ANALYSIS

This report shall not be reproduced, except in full,
without the written consent of Pace Analytical Services, Inc..

Pace Analytical Services, Inc.
1700 Elm Street - Suite 200
Minneapolis, MN 55414
(612)607-1700

QUALITY CONTROL DATA

Project: 60317420 St.Louis Park Inc
Pace Project No.: 10264939

METHOD BLANK: 1666826 Matrix: Solid

Associated Lab Samples: 10264939001, 10264939002, 10264939003, 10264939004, 10264939005, 10264939006, 10264939007, 10264939008, 10264939022

Parameter	Units	Blank Result	Reporting Limit	Analyzed	Qualifiers
Dibromochloromethane	ug/kg	ND	50.0	04/29/14 17:39	
Dibromomethane	ug/kg	ND	50.0	04/29/14 17:39	
Dichlorodifluoromethane	ug/kg	ND	50.0	04/29/14 17:39	
Dichlorofluoromethane	ug/kg	ND	500	04/29/14 17:39	
Diethyl ether (Ethyl ether)	ug/kg	ND	200	04/29/14 17:39	
Ethylbenzene	ug/kg	ND	50.0	04/29/14 17:39	
Hexachloro-1,3-butadiene	ug/kg	ND	250	04/29/14 17:39	
Isopropylbenzene (Cumene)	ug/kg	ND	50.0	04/29/14 17:39	
Methyl-tert-butyl ether	ug/kg	ND	50.0	04/29/14 17:39	
Methylene Chloride	ug/kg	ND	200	04/29/14 17:39	
n-Butylbenzene	ug/kg	ND	50.0	04/29/14 17:39	
n-Propylbenzene	ug/kg	ND	50.0	04/29/14 17:39	
Naphthalene	ug/kg	ND	200	04/29/14 17:39	
p-Isopropyltoluene	ug/kg	ND	50.0	04/29/14 17:39	
sec-Butylbenzene	ug/kg	ND	50.0	04/29/14 17:39	
Styrene	ug/kg	ND	50.0	04/29/14 17:39	
tert-Butylbenzene	ug/kg	ND	50.0	04/29/14 17:39	
Tetrachloroethene	ug/kg	ND	50.0	04/29/14 17:39	
Tetrahydrofuran	ug/kg	ND	2000	04/29/14 17:39	
Toluene	ug/kg	ND	50.0	04/29/14 17:39	
trans-1,2-Dichloroethene	ug/kg	ND	50.0	04/29/14 17:39	
trans-1,3-Dichloropropene	ug/kg	ND	50.0	04/29/14 17:39	
Trichloroethene	ug/kg	ND	50.0	04/29/14 17:39	
Trichlorofluoromethane	ug/kg	ND	200	04/29/14 17:39	
Vinyl chloride	ug/kg	ND	50.0	04/29/14 17:39	
Xylene (Total)	ug/kg	ND	150	04/29/14 17:39	
1,2-Dichloroethane-d4 (S)	%.	110	74-125	04/29/14 17:39	
4-Bromofluorobenzene (S)	%.	105	75-125	04/29/14 17:39	
Toluene-d8 (S)	%.	107	75-125	04/29/14 17:39	

LABORATORY CONTROL SAMPLE: 1666827

Parameter	Units	Spike Conc.	LCS Result	LCS % Rec	% Rec Limits	Qualifiers
1,1,1,2-Tetrachloroethane	ug/kg	1000	954	95	68-125	
1,1,1-Trichloroethane	ug/kg	1000	781	78	62-125	
1,1,2,2-Tetrachloroethane	ug/kg	1000	911	91	61-127	
1,1,2-Trichloroethane	ug/kg	1000	921	92	70-125	
1,1,2-Trichlorotrifluoroethane	ug/kg	1000	694	69	56-149	
1,1-Dichloroethane	ug/kg	1000	823	82	60-127	
1,1-Dichloroethene	ug/kg	1000	723	72	63-125	
1,1-Dichloropropene	ug/kg	1000	772	77	67-125	
1,2,3-Trichlorobenzene	ug/kg	1000	940	94	63-132	
1,2,3-Trichloropropane	ug/kg	1000	925	93	67-125	
1,2,4-Trichlorobenzene	ug/kg	1000	942	94	64-132	

REPORT OF LABORATORY ANALYSIS

This report shall not be reproduced, except in full,
without the written consent of Pace Analytical Services, Inc..

Pace Analytical Services, Inc.
1700 Elm Street - Suite 200
Minneapolis, MN 55414
(612)607-1700

QUALITY CONTROL DATA

Project: 60317420 St.Louis Park Inc
Pace Project No.: 10264939

LABORATORY CONTROL SAMPLE: 1666827

Parameter	Units	Spike Conc.	LCS Result	LCS % Rec	% Rec Limits	Qualifiers
1,2,4-Trimethylbenzene	ug/kg	1000	891	89	64-125	
1,2-Dibromo-3-chloropropane	ug/kg	2500	2160	87	56-132	
1,2-Dibromoethane (EDB)	ug/kg	1000	900	90	72-125	
1,2-Dichlorobenzene	ug/kg	1000	885	89	68-125	
1,2-Dichloroethane	ug/kg	1000	860	86	69-125	
1,2-Dichloropropane	ug/kg	1000	860	86	73-125	
1,3,5-Trimethylbenzene	ug/kg	1000	874	87	64-125	
1,3-Dichlorobenzene	ug/kg	1000	896	90	67-125	
1,3-Dichloropropane	ug/kg	1000	905	90	71-125	
1,4-Dichlorobenzene	ug/kg	1000	870	87	69-125	
2,2-Dichloropropane	ug/kg	1000	820	82	53-131	
2-Butanone (MEK)	ug/kg	5000	4300	86	52-131	
2-Chlorotoluene	ug/kg	1000	877	88	66-125	
4-Chlorotoluene	ug/kg	1000	909	91	52-131	
4-Methyl-2-pentanone (MIBK)	ug/kg	5000	4430	89	64-125	
Acetone	ug/kg	5000	4440	89	42-150	
Allyl chloride	ug/kg	1000	858	86	58-128	
Benzene	ug/kg	1000	819	82	71-125	
Bromobenzene	ug/kg	1000	891	89	69-125	
Bromochloromethane	ug/kg	1000	817	82	75-125	
Bromodichloromethane	ug/kg	1000	893	89	69-125	
Bromoform	ug/kg	1000	858	86	62-125	
Bromomethane	ug/kg	1000	1070	107	62-125	
Carbon tetrachloride	ug/kg	1000	802	80	66-125	
Chlorobenzene	ug/kg	1000	881	88	75-125	
Chloroethane	ug/kg	1000	760	76	61-125	
Chloroform	ug/kg	1000	841	84	72-125	
Chloromethane	ug/kg	1000	737	74	59-125	
cis-1,2-Dichloroethene	ug/kg	1000	876	88	74-125	
cis-1,3-Dichloropropene	ug/kg	1000	892	89	68-125	
Dibromochloromethane	ug/kg	1000	931	93	65-125	
Dibromomethane	ug/kg	1000	850	85	72-125	
Dichlorodifluoromethane	ug/kg	1000	479	48	39-125	
Dichlorofluoromethane	ug/kg	1000	1110	111	64-127	CH
Diethyl ether (Ethyl ether)	ug/kg	1000	965	97	66-125	
Ethylbenzene	ug/kg	1000	846	85	69-125	
Hexachloro-1,3-butadiene	ug/kg	1000	899	90	53-150	
Isopropylbenzene (Cumene)	ug/kg	1000	855	85	70-125	
Methyl-tert-butyl ether	ug/kg	1000	915	91	69-125	
Methylene Chloride	ug/kg	1000	860	86	71-125	
n-Butylbenzene	ug/kg	1000	897	90	59-133	
n-Propylbenzene	ug/kg	1000	867	87	64-125	
Naphthalene	ug/kg	1000	962	96	61-131	
p-Isopropyltoluene	ug/kg	1000	878	88	63-127	
sec-Butylbenzene	ug/kg	1000	861	86	64-125	
Styrene	ug/kg	1000	894	89	74-125	
tert-Butylbenzene	ug/kg	1000	861	86	66-125	
Tetrachloroethene	ug/kg	1000	817	82	68-125	

REPORT OF LABORATORY ANALYSIS

This report shall not be reproduced, except in full,
without the written consent of Pace Analytical Services, Inc..

Pace Analytical Services, Inc.
1700 Elm Street - Suite 200
Minneapolis, MN 55414
(612)607-1700

QUALITY CONTROL DATA

Project: 60317420 St.Louis Park Inc
Pace Project No.: 10264939

LABORATORY CONTROL SAMPLE: 1666827

Parameter	Units	Spike Conc.	LCS Result	LCS % Rec	% Rec Limits	Qualifiers
Tetrahydrofuran	ug/kg	10000	8960	90	68-125	
Toluene	ug/kg	1000	841	84	70-125	
trans-1,2-Dichloroethene	ug/kg	1000	833	83	68-125	
trans-1,3-Dichloropropene	ug/kg	1000	927	93	70-125	
Trichloroethene	ug/kg	1000	821	82	71-125	
Trichlorofluoromethane	ug/kg	1000	682	68	62-132	
Vinyl chloride	ug/kg	1000	694	69	55-125	
Xylene (Total)	ug/kg	3000	2620	87	74-125	
1,2-Dichloroethane-d4 (S)	%.			100	74-125	
4-Bromofluorobenzene (S)	%.			100	75-125	
Toluene-d8 (S)	%.			103	75-125	

MATRIX SPIKE SAMPLE: 1666828

Parameter	Units	10264939001 Result	Spike Conc.	MS Result	MS % Rec	% Rec Limits	Qualifiers
1,1,1,2-Tetrachloroethane	ug/kg	ND	1210	1460	122	63-140	
1,1,1-Trichloroethane	ug/kg	ND	1210	1270	106	54-149	
1,1,2,2-Tetrachloroethane	ug/kg	ND	1210	1420	118	46-150	
1,1,2-Trichloroethane	ug/kg	ND	1210	1450	121	62-141	
1,1,2-Trichlorotrifluoroethane	ug/kg	ND	1210	1210	101	65-150	
1,1-Dichloroethane	ug/kg	ND	1210	1260	105	57-145	
1,1-Dichloroethene	ug/kg	ND	1210	1190	99	58-137	
1,1-Dichloropropene	ug/kg	ND	1210	1230	103	61-141	
1,2,3-Trichlorobenzene	ug/kg	ND	1210	1470	123	62-147	
1,2,3-Trichloropropane	ug/kg	ND	1210	1460	121	65-141	
1,2,4-Trichlorobenzene	ug/kg	ND	1210	1400	117	64-147	
1,2,4-Trimethylbenzene	ug/kg	ND	1210	1410	118	59-144	
1,2-Dibromo-3-chloropropane	ug/kg	ND	3000	3410	114	56-147	
1,2-Dibromoethane (EDB)	ug/kg	ND	1210	1400	117	66-135	
1,2-Dichlorobenzene	ug/kg	ND	1210	1370	114	63-143	
1,2-Dichloroethane	ug/kg	ND	1210	1280	106	57-145	
1,2-Dichloropropane	ug/kg	ND	1210	1340	111	62-139	
1,3,5-Trimethylbenzene	ug/kg	ND	1210	1410	117	60-144	
1,3-Dichlorobenzene	ug/kg	ND	1210	1410	117	61-146	
1,3-Dichloropropane	ug/kg	ND	1210	1430	119	63-138	
1,4-Dichlorobenzene	ug/kg	ND	1210	1380	115	60-145	
2,2-Dichloropropane	ug/kg	ND	1210	1270	106	54-143	
2-Butanone (MEK)	ug/kg	ND	6000	6670	111	45-150	
2-Chlorotoluene	ug/kg	ND	1210	1370	114	62-140	
4-Chlorotoluene	ug/kg	ND	1210	1390	116	60-143	
4-Methyl-2-pentanone (MIBK)	ug/kg	ND	6000	6890	115	58-146	
Acetone	ug/kg	ND	6000	6490	108	30-150	
Allyl chloride	ug/kg	ND	1210	1310	109	55-142	
Benzene	ug/kg	ND	1210	1260	105	61-134	
Bromobenzene	ug/kg	ND	1210	1390	116	64-143	
Bromochloromethane	ug/kg	ND	1210	1310	109	62-141	
Bromodichloromethane	ug/kg	ND	1210	1360	114	57-146	

REPORT OF LABORATORY ANALYSIS

This report shall not be reproduced, except in full,
without the written consent of Pace Analytical Services, Inc..

Pace Analytical Services, Inc.
1700 Elm Street - Suite 200
Minneapolis, MN 55414
(612)607-1700

QUALITY CONTROL DATA

Project: 60317420 St.Louis Park Inc
Pace Project No.: 10264939

MATRIX SPIKE SAMPLE: 1666828

Parameter	Units	10264939001 Result	Spike Conc.	MS Result	MS % Rec	% Rec Limits	Qualifiers
Bromoform	ug/kg	ND	1210	1400	117	60-136	
Bromomethane	ug/kg	ND	1210	1580	131	54-141	
Carbon tetrachloride	ug/kg	ND	1210	1320	110	50-150	
Chlorobenzene	ug/kg	ND	1210	1340	112	67-135	
Chloroethane	ug/kg	ND	1210	1270	105	46-150	
Chloroform	ug/kg	ND	1210	1300	108	60-141	
Chloromethane	ug/kg	ND	1210	1150	96	46-133	
cis-1,2-Dichloroethene	ug/kg	ND	1210	1330	111	64-138	
cis-1,3-Dichloropropene	ug/kg	ND	1210	1410	117	64-138	
Dibromochloromethane	ug/kg	ND	1210	1460	122	56-145	
Dibromomethane	ug/kg	ND	1210	1320	110	62-138	
Dichlorodifluoromethane	ug/kg	ND	1210	829	69	30-136	
Dichlorofluoromethane	ug/kg	ND	1210	1610	134	47-150	CH
Diethyl ether (Ethyl ether)	ug/kg	ND	1210	1380	115	59-137	
Ethylbenzene	ug/kg	ND	1210	1330	111	63-135	
Hexachloro-1,3-butadiene	ug/kg	ND	1210	1430	119	65-150	
Isopropylbenzene (Cumene)	ug/kg	ND	1210	1360	114	65-137	
Methyl-tert-butyl ether	ug/kg	ND	1210	1370	114	56-143	
Methylene Chloride	ug/kg	ND	1210	1280	106	62-133	
n-Butylbenzene	ug/kg	ND	1210	1420	118	58-148	
n-Propylbenzene	ug/kg	ND	1210	1360	114	60-142	
Naphthalene	ug/kg	ND	1210	1500	125	61-146	
p-Isopropyltoluene	ug/kg	ND	1210	1430	119	61-145	
sec-Butylbenzene	ug/kg	ND	1210	1380	115	57-147	
Styrene	ug/kg	ND	1210	1380	115	67-137	
tert-Butylbenzene	ug/kg	ND	1210	1390	115	57-149	
Tetrachloroethene	ug/kg	ND	1210	1430	116	66-138	
Tetrahydrofuran	ug/kg	ND	12100	13200	110	53-145	
Toluene	ug/kg	ND	1210	1330	111	67-132	
trans-1,2-Dichloroethene	ug/kg	ND	1210	1320	110	61-136	
trans-1,3-Dichloropropene	ug/kg	ND	1210	1420	118	60-140	
Trichloroethene	ug/kg	ND	1210	1330	111	58-150	
Trichlorofluoromethane	ug/kg	ND	1210	1280	107	53-150	
Vinyl chloride	ug/kg	ND	1210	1100	92	45-139	
Xylene (Total)	ug/kg	ND	3600	4120	114	66-136	
1,2-Dichloroethane-d4 (S)	%.				98	74-125	
4-Bromofluorobenzene (S)	%.				101	75-125	
Toluene-d8 (S)	%.				101	75-125	

SAMPLE DUPLICATE: 1666829

Parameter	Units	10264939002 Result	Dup Result	RPD	Max RPD	Qualifiers
1,1,1,2-Tetrachloroethane	ug/kg	ND	ND		30	
1,1,1-Trichloroethane	ug/kg	ND	ND		30	
1,1,2,2-Tetrachloroethane	ug/kg	ND	ND		30	
1,1,2-Trichloroethane	ug/kg	ND	ND		30	
1,1,2-Trichlorotrifluoroethane	ug/kg	ND	ND		30	

REPORT OF LABORATORY ANALYSIS

This report shall not be reproduced, except in full,
without the written consent of Pace Analytical Services, Inc..

Pace Analytical Services, Inc.
1700 Elm Street - Suite 200
Minneapolis, MN 55414
(612)607-1700

QUALITY CONTROL DATA

Project: 60317420 St.Louis Park Inc
Pace Project No.: 10264939

SAMPLE DUPLICATE: 1666829

Parameter	Units	10264939002 Result	Dup Result	RPD	Max RPD	Qualifiers
1,1-Dichloroethane	ug/kg	ND	ND		30	
1,1-Dichloroethene	ug/kg	ND	ND		30	
1,1-Dichloropropene	ug/kg	ND	ND		30	
1,2,3-Trichlorobenzene	ug/kg	ND	ND		30	
1,2,3-Trichloropropane	ug/kg	ND	ND		30	
1,2,4-Trichlorobenzene	ug/kg	ND	ND		30	
1,2,4-Trimethylbenzene	ug/kg	ND	ND		30	
1,2-Dibromo-3-chloropropane	ug/kg	ND	ND		30	
1,2-Dibromoethane (EDB)	ug/kg	ND	ND		30	
1,2-Dichlorobenzene	ug/kg	ND	ND		30	
1,2-Dichloroethane	ug/kg	ND	ND		30	
1,2-Dichloropropane	ug/kg	ND	ND		30	
1,3,5-Trimethylbenzene	ug/kg	ND	ND		30	
1,3-Dichlorobenzene	ug/kg	ND	ND		30	
1,3-Dichloropropane	ug/kg	ND	ND		30	
1,4-Dichlorobenzene	ug/kg	ND	ND		30	
2,2-Dichloropropane	ug/kg	ND	ND		30	
2-Butanone (MEK)	ug/kg	ND	ND		30	
2-Chlorotoluene	ug/kg	ND	ND		30	
4-Chlorotoluene	ug/kg	ND	ND		30	
4-Methyl-2-pentanone (MIBK)	ug/kg	ND	ND		30	
Acetone	ug/kg	ND	ND		30	
Allyl chloride	ug/kg	ND	ND		30	
Benzene	ug/kg	ND	ND		30	
Bromobenzene	ug/kg	ND	ND		30	
Bromochloromethane	ug/kg	ND	ND		30	
Bromodichloromethane	ug/kg	ND	ND		30	
Bromoform	ug/kg	ND	ND		30	
Bromomethane	ug/kg	ND	ND		30	
Carbon tetrachloride	ug/kg	ND	ND		30	
Chlorobenzene	ug/kg	ND	ND		30	
Chloroethane	ug/kg	ND	ND		30	
Chloroform	ug/kg	ND	ND		30	
Chloromethane	ug/kg	ND	ND		30	
cis-1,2-Dichloroethene	ug/kg	ND	ND		30	
cis-1,3-Dichloropropene	ug/kg	ND	ND		30	
Dibromochloromethane	ug/kg	ND	ND		30	
Dibromomethane	ug/kg	ND	ND		30	
Dichlorodifluoromethane	ug/kg	ND	ND		30	
Dichlorofluoromethane	ug/kg	ND	ND		30	
Diethyl ether (Ethyl ether)	ug/kg	ND	ND		30	
Ethylbenzene	ug/kg	ND	ND		30	
Hexachloro-1,3-butadiene	ug/kg	ND	ND		30	
Isopropylbenzene (Cumene)	ug/kg	ND	ND		30	
Methyl-tert-butyl ether	ug/kg	ND	ND		30	
Methylene Chloride	ug/kg	ND	ND		30	
n-Butylbenzene	ug/kg	ND	ND		30	
n-Propylbenzene	ug/kg	ND	ND		30	

REPORT OF LABORATORY ANALYSIS

This report shall not be reproduced, except in full,
without the written consent of Pace Analytical Services, Inc..

Pace Analytical Services, Inc.
1700 Elm Street - Suite 200
Minneapolis, MN 55414
(612)607-1700

QUALITY CONTROL DATA

Project: 60317420 St.Louis Park Inc
Pace Project No.: 10264939

SAMPLE DUPLICATE: 1666829

Parameter	Units	10264939002 Result	Dup Result	RPD	Max RPD	Qualifiers
Naphthalene	ug/kg	ND	ND		30	
p-Isopropyltoluene	ug/kg	ND	ND		30	
sec-Butylbenzene	ug/kg	ND	ND		30	
Styrene	ug/kg	ND	ND		30	
tert-Butylbenzene	ug/kg	ND	ND		30	
Tetrachloroethene	ug/kg	ND	26J		30	
Tetrahydrofuran	ug/kg	ND	ND		30	
Toluene	ug/kg	ND	ND		30	
trans-1,2-Dichloroethene	ug/kg	ND	ND		30	
trans-1,3-Dichloropropene	ug/kg	ND	ND		30	
Trichloroethene	ug/kg	ND	ND		30	
Trichlorofluoromethane	ug/kg	ND	ND		30	
Vinyl chloride	ug/kg	ND	ND		30	
Xylene (Total)	ug/kg	ND	ND		30	
1,2-Dichloroethane-d4 (S)	%.	111	113	5		
4-Bromofluorobenzene (S)	%.	106	106	3		
Toluene-d8 (S)	%.	106	105	2		

REPORT OF LABORATORY ANALYSIS

This report shall not be reproduced, except in full,
without the written consent of Pace Analytical Services, Inc..

Pace Analytical Services, Inc.
1700 Elm Street - Suite 200
Minneapolis, MN 55414
(612)607-1700

QUALITY CONTROL DATA

Project: 60317420 St.Louis Park Inc
Pace Project No.: 10264939

QC Batch: MSV/26951 Analysis Method: EPA 8260
QC Batch Method: EPA 5035/5030B Analysis Description: 8260 MSV 5030 Med Level
Associated Lab Samples: 10264939009, 10264939010, 10264939011, 10264939012, 10264939013, 10264939014

METHOD BLANK: 1669294 Matrix: Solid
Associated Lab Samples: 10264939009, 10264939010, 10264939011, 10264939012, 10264939013, 10264939014

Parameter	Units	Blank Result	Reporting Limit	Analyzed	Qualifiers
1,1,1,2-Tetrachloroethane	ug/kg	ND	50.0	05/01/14 16:32	
1,1,1-Trichloroethane	ug/kg	ND	50.0	05/01/14 16:32	
1,1,2,2-Tetrachloroethane	ug/kg	ND	50.0	05/01/14 16:32	
1,1,2-Trichloroethane	ug/kg	ND	50.0	05/01/14 16:32	
1,1,2-Trichlorotrifluoroethane	ug/kg	ND	50.0	05/01/14 16:32	
1,1-Dichloroethane	ug/kg	ND	50.0	05/01/14 16:32	
1,1-Dichloroethene	ug/kg	ND	50.0	05/01/14 16:32	
1,1-Dichloropropene	ug/kg	ND	50.0	05/01/14 16:32	
1,2,3-Trichlorobenzene	ug/kg	ND	50.0	05/01/14 16:32	
1,2,3-Trichloropropane	ug/kg	ND	200	05/01/14 16:32	
1,2,4-Trichlorobenzene	ug/kg	ND	50.0	05/01/14 16:32	
1,2,4-Trimethylbenzene	ug/kg	ND	50.0	05/01/14 16:32	
1,2-Dibromo-3-chloropropane	ug/kg	ND	500	05/01/14 16:32	
1,2-Dibromoethane (EDB)	ug/kg	ND	50.0	05/01/14 16:32	
1,2-Dichlorobenzene	ug/kg	ND	50.0	05/01/14 16:32	
1,2-Dichloroethane	ug/kg	ND	50.0	05/01/14 16:32	
1,2-Dichloropropane	ug/kg	ND	50.0	05/01/14 16:32	
1,3,5-Trimethylbenzene	ug/kg	ND	50.0	05/01/14 16:32	
1,3-Dichlorobenzene	ug/kg	ND	50.0	05/01/14 16:32	
1,3-Dichloropropane	ug/kg	ND	50.0	05/01/14 16:32	
1,4-Dichlorobenzene	ug/kg	ND	50.0	05/01/14 16:32	
2,2-Dichloropropane	ug/kg	ND	200	05/01/14 16:32	
2-Butanone (MEK)	ug/kg	ND	250	05/01/14 16:32	
2-Chlorotoluene	ug/kg	ND	50.0	05/01/14 16:32	
4-Chlorotoluene	ug/kg	ND	50.0	05/01/14 16:32	
4-Methyl-2-pentanone (MIBK)	ug/kg	ND	250	05/01/14 16:32	
Acetone	ug/kg	ND	1000	05/01/14 16:32	
Allyl chloride	ug/kg	ND	200	05/01/14 16:32	
Benzene	ug/kg	ND	20.0	05/01/14 16:32	
Bromobenzene	ug/kg	ND	50.0	05/01/14 16:32	
Bromochloromethane	ug/kg	ND	50.0	05/01/14 16:32	
Bromodichloromethane	ug/kg	ND	50.0	05/01/14 16:32	
Bromoform	ug/kg	ND	200	05/01/14 16:32	
Bromomethane	ug/kg	ND	500	05/01/14 16:32	
Carbon tetrachloride	ug/kg	ND	50.0	05/01/14 16:32	
Chlorobenzene	ug/kg	ND	50.0	05/01/14 16:32	
Chloroethane	ug/kg	ND	500	05/01/14 16:32	
Chloroform	ug/kg	ND	50.0	05/01/14 16:32	
Chloromethane	ug/kg	ND	200	05/01/14 16:32	
cis-1,2-Dichloroethene	ug/kg	ND	50.0	05/01/14 16:32	
cis-1,3-Dichloropropene	ug/kg	ND	50.0	05/01/14 16:32	
Dibromochloromethane	ug/kg	ND	50.0	05/01/14 16:32	
Dibromomethane	ug/kg	ND	50.0	05/01/14 16:32	

This report shall not be reproduced, except in full,
without the written consent of Pace Analytical Services, Inc..

Pace Analytical Services, Inc.
1700 Elm Street - Suite 200
Minneapolis, MN 55414
(612)607-1700

QUALITY CONTROL DATA

Project: 60317420 St.Louis Park Inc
Pace Project No.: 10264939

METHOD BLANK: 1669294 Matrix: Solid
Associated Lab Samples: 10264939009, 10264939010, 10264939011, 10264939012, 10264939013, 10264939014

Parameter	Units	Blank Result	Reporting Limit	Analyzed	Qualifiers
Dichlorodifluoromethane	ug/kg	ND	50.0	05/01/14 16:32	
Dichlorofluoromethane	ug/kg	ND	500	05/01/14 16:32	
Diethyl ether (Ethyl ether)	ug/kg	ND	200	05/01/14 16:32	
Ethylbenzene	ug/kg	ND	50.0	05/01/14 16:32	
Hexachloro-1,3-butadiene	ug/kg	ND	250	05/01/14 16:32	
Isopropylbenzene (Cumene)	ug/kg	ND	50.0	05/01/14 16:32	
Methyl-tert-butyl ether	ug/kg	ND	50.0	05/01/14 16:32	
Methylene Chloride	ug/kg	ND	200	05/01/14 16:32	
n-Butylbenzene	ug/kg	ND	50.0	05/01/14 16:32	
n-Propylbenzene	ug/kg	ND	50.0	05/01/14 16:32	
Naphthalene	ug/kg	ND	200	05/01/14 16:32	
p-Isopropyltoluene	ug/kg	ND	50.0	05/01/14 16:32	
sec-Butylbenzene	ug/kg	ND	50.0	05/01/14 16:32	
Styrene	ug/kg	ND	50.0	05/01/14 16:32	
tert-Butylbenzene	ug/kg	ND	50.0	05/01/14 16:32	
Tetrachloroethene	ug/kg	ND	50.0	05/01/14 16:32	
Tetrahydrofuran	ug/kg	ND	2000	05/01/14 16:32	
Toluene	ug/kg	ND	50.0	05/01/14 16:32	
trans-1,2-Dichloroethene	ug/kg	ND	50.0	05/01/14 16:32	
trans-1,3-Dichloropropene	ug/kg	ND	50.0	05/01/14 16:32	
Trichloroethene	ug/kg	ND	50.0	05/01/14 16:32	
Trichlorofluoromethane	ug/kg	ND	200	05/01/14 16:32	
Vinyl chloride	ug/kg	ND	20.0	05/01/14 16:32	
Xylene (Total)	ug/kg	ND	150	05/01/14 16:32	
1,2-Dichloroethane-d4 (S)	%.	99	74-125	05/01/14 16:32	
4-Bromofluorobenzene (S)	%.	98	75-125	05/01/14 16:32	
Toluene-d8 (S)	%.	98	75-125	05/01/14 16:32	

LABORATORY CONTROL SAMPLE: 1669295

Parameter	Units	Spike Conc.	LCS Result	LCS % Rec	% Rec Limits	Qualifiers
1,1,1,2-Tetrachloroethane	ug/kg	1000	1040	104	68-125	
1,1,1-Trichloroethane	ug/kg	1000	1120	112	62-125	
1,1,2,2-Tetrachloroethane	ug/kg	1000	980	98	61-127	
1,1,2-Trichloroethane	ug/kg	1000	1040	104	70-125	
1,1,2-Trichlorotrifluoroethane	ug/kg	1000	1140	114	56-149	
1,1-Dichloroethane	ug/kg	1000	973	97	60-127	
1,1-Dichloroethene	ug/kg	1000	1060	106	63-125	
1,1-Dichloropropene	ug/kg	1000	1050	105	67-125	
1,2,3-Trichlorobenzene	ug/kg	1000	838	84	63-132	
1,2,3-Trichloropropane	ug/kg	1000	1040	104	67-125	
1,2,4-Trichlorobenzene	ug/kg	1000	877	88	64-132	
1,2,4-Trimethylbenzene	ug/kg	1000	906	91	64-125	
1,2-Dibromo-3-chloropropane	ug/kg	2500	2470	99	56-132	
1,2-Dibromoethane (EDB)	ug/kg	1000	1050	105	72-125	

REPORT OF LABORATORY ANALYSIS

This report shall not be reproduced, except in full,
without the written consent of Pace Analytical Services, Inc..

Pace Analytical Services, Inc.
1700 Elm Street - Suite 200
Minneapolis, MN 55414
(612)607-1700

QUALITY CONTROL DATA

Project: 60317420 St.Louis Park Inc
Pace Project No.: 10264939

LABORATORY CONTROL SAMPLE: 1669295

Parameter	Units	Spike Conc.	LCS Result	LCS % Rec	% Rec Limits	Qualifiers
1,2-Dichlorobenzene	ug/kg	1000	937	94	68-125	
1,2-Dichloroethane	ug/kg	1000	1050	105	69-125	
1,2-Dichloropropane	ug/kg	1000	952	95	73-125	
1,3,5-Trimethylbenzene	ug/kg	1000	882	88	64-125	
1,3-Dichlorobenzene	ug/kg	1000	932	93	67-125	
1,3-Dichloropropane	ug/kg	1000	996	100	71-125	
1,4-Dichlorobenzene	ug/kg	1000	925	92	69-125	
2,2-Dichloropropane	ug/kg	1000	1080	108	53-131	
2-Butanone (MEK)	ug/kg	5000	4160	83	52-131	
2-Chlorotoluene	ug/kg	1000	909	91	66-125	
4-Chlorotoluene	ug/kg	1000	926	93	52-131	
4-Methyl-2-pentanone (MIBK)	ug/kg	5000	4800	96	64-125	
Acetone	ug/kg	5000	4530	91	42-150	
Allyl chloride	ug/kg	1000	883	88	58-128	
Benzene	ug/kg	1000	957	96	71-125	
Bromobenzene	ug/kg	1000	1000	100	69-125	
Bromochloromethane	ug/kg	1000	1020	102	75-125	
Bromodichloromethane	ug/kg	1000	1060	106	69-125	
Bromoform	ug/kg	1000	997	100	62-125	
Bromomethane	ug/kg	1000	811	81	62-125	
Carbon tetrachloride	ug/kg	1000	1160	116	66-125	
Chlorobenzene	ug/kg	1000	1010	101	75-125	
Chloroethane	ug/kg	1000	1190	119	61-125	CH
Chloroform	ug/kg	1000	1010	101	72-125	
Chloromethane	ug/kg	1000	721	72	59-125	
cis-1,2-Dichloroethene	ug/kg	1000	982	98	74-125	
cis-1,3-Dichloropropene	ug/kg	1000	999	100	68-125	
Dibromochloromethane	ug/kg	1000	1090	109	65-125	
Dibromomethane	ug/kg	1000	1070	107	72-125	
Dichlorodifluoromethane	ug/kg	1000	931	93	39-125	
Dichlorofluoromethane	ug/kg	1000	1010	101	64-127	
Diethyl ether (Ethyl ether)	ug/kg	1000	851	85	66-125	
Ethylbenzene	ug/kg	1000	954	95	69-125	
Hexachloro-1,3-butadiene	ug/kg	1000	946	95	53-150	
Isopropylbenzene (Cumene)	ug/kg	1000	940	94	70-125	
Methyl-tert-butyl ether	ug/kg	1000	984	98	69-125	
Methylene Chloride	ug/kg	1000	911	91	71-125	
n-Butylbenzene	ug/kg	1000	964	96	59-133	
n-Propylbenzene	ug/kg	1000	915	91	64-125	
Naphthalene	ug/kg	1000	970	97	61-131	
p-Isopropyltoluene	ug/kg	1000	905	90	63-127	
sec-Butylbenzene	ug/kg	1000	902	90	64-125	
Styrene	ug/kg	1000	1000	100	74-125	
tert-Butylbenzene	ug/kg	1000	898	90	66-125	
Tetrachloroethene	ug/kg	1000	1060	106	68-125	
Tetrahydrofuran	ug/kg	10000	9710	97	68-125	
Toluene	ug/kg	1000	1000	100	70-125	
trans-1,2-Dichloroethene	ug/kg	1000	1040	104	68-125	

REPORT OF LABORATORY ANALYSIS

This report shall not be reproduced, except in full,
without the written consent of Pace Analytical Services, Inc..

Pace Analytical Services, Inc.
1700 Elm Street - Suite 200
Minneapolis, MN 55414
(612)607-1700

QUALITY CONTROL DATA

Project: 60317420 St.Louis Park Inc
Pace Project No.: 10264939

LABORATORY CONTROL SAMPLE: 1669295

Parameter	Units	Spike Conc.	LCS Result	LCS % Rec	% Rec Limits	Qualifiers
trans-1,3-Dichloropropene	ug/kg	1000	1040	104	70-125	
Trichloroethene	ug/kg	1000	1110	111	71-125	
Trichlorofluoromethane	ug/kg	1000	1690	169	62-132	CH,L0
Vinyl chloride	ug/kg	1000	826	83	55-125	
Xylene (Total)	ug/kg	3000	2980	99	74-125	
1,2-Dichloroethane-d4 (S)	%.			102	74-125	
4-Bromofluorobenzene (S)	%.			98	75-125	
Toluene-d8 (S)	%.			98	75-125	

MATRIX SPIKE SAMPLE: 1669296

Parameter	Units	10264896001 Result	Spike Conc.	MS Result	MS % Rec	% Rec Limits	Qualifiers
1,1,1,2-Tetrachloroethane	ug/kg	ND	1060	1240	117	63-140	
1,1,1-Trichloroethane	ug/kg	ND	1060	1350	127	54-149	
1,1,2,2-Tetrachloroethane	ug/kg	ND	1060	1190	112	46-150	
1,1,2-Trichloroethane	ug/kg	ND	1060	1210	114	62-141	
1,1,2-Trichlorotrifluoroethane	ug/kg	ND	1060	1370	129	65-150	
1,1-Dichloroethane	ug/kg	ND	1060	1150	108	57-145	
1,1-Dichloroethene	ug/kg	ND	1060	1280	121	58-137	
1,1-Dichloropropene	ug/kg	ND	1060	1240	117	61-141	
1,2,3-Trichlorobenzene	ug/kg	ND	1060	1040	98	62-147	
1,2,3-Trichloropropane	ug/kg	ND	1060	1230	116	65-141	
1,2,4-Trichlorobenzene	ug/kg	ND	1060	1080	101	64-147	
1,2,4-Trimethylbenzene	ug/kg	ND	1060	1080	101	59-144	
1,2-Dibromo-3-chloropropane	ug/kg	ND	2660	3000	113	56-147	
1,2-Dibromoethane (EDB)	ug/kg	ND	1060	1250	117	66-135	
1,2-Dichlorobenzene	ug/kg	ND	1060	1130	107	63-143	
1,2-Dichloroethane	ug/kg	ND	1060	1260	119	57-145	
1,2-Dichloropropane	ug/kg	ND	1060	1130	106	62-139	
1,3,5-Trimethylbenzene	ug/kg	ND	1060	1070	101	60-144	
1,3-Dichlorobenzene	ug/kg	ND	1060	1100	103	61-146	
1,3-Dichloropropane	ug/kg	ND	1060	1180	111	63-138	
1,4-Dichlorobenzene	ug/kg	ND	1060	1100	103	60-145	
2,2-Dichloropropane	ug/kg	ND	1060	1310	124	54-143	
2-Butanone (MEK)	ug/kg	ND	5310	5010	94	45-150	
2-Chlorotoluene	ug/kg	ND	1060	1090	103	62-140	
4-Chlorotoluene	ug/kg	ND	1060	1120	105	60-143	
4-Methyl-2-pentanone (MIBK)	ug/kg	ND	5310	5770	109	58-146	
Acetone	ug/kg	ND	5310	5750	108	30-150	
Allyl chloride	ug/kg	ND	1060	1070	101	55-142	
Benzene	ug/kg	ND	1060	1150	108	61-134	
Bromobenzene	ug/kg	ND	1060	1180	111	64-143	
Bromochloromethane	ug/kg	ND	1060	1240	117	62-141	
Bromodichloromethane	ug/kg	ND	1060	1250	118	57-146	
Bromoform	ug/kg	ND	1060	1190	112	60-136	
Bromomethane	ug/kg	ND	1060	1030	97	54-141	
Carbon tetrachloride	ug/kg	ND	1060	1400	131	50-150	

REPORT OF LABORATORY ANALYSIS

This report shall not be reproduced, except in full,
without the written consent of Pace Analytical Services, Inc..

Pace Analytical Services, Inc.
1700 Elm Street - Suite 200
Minneapolis, MN 55414
(612)607-1700

QUALITY CONTROL DATA

Project: 60317420 St.Louis Park Inc
Pace Project No.: 10264939

MATRIX SPIKE SAMPLE: 1669296

Parameter	Units	10264896001 Result	Spike Conc.	MS Result	MS % Rec	% Rec Limits	Qualifiers
Chlorobenzene	ug/kg	ND	1060	1190	112	67-135	
Chloroethane	ug/kg	ND	1060	1630	153	46-150	CH,M1
Chloroform	ug/kg	ND	1060	1210	114	60-141	
Chloromethane	ug/kg	ND	1060	1040	98	46-133	
cis-1,2-Dichloroethene	ug/kg	ND	1060	1190	112	64-138	
cis-1,3-Dichloropropene	ug/kg	ND	1060	1170	110	64-138	
Dibromochloromethane	ug/kg	ND	1060	1270	119	56-145	
Dibromomethane	ug/kg	ND	1060	1260	119	62-138	
Dichlorodifluoromethane	ug/kg	ND	1060	1360	128	30-136	
Dichlorofluoromethane	ug/kg	ND	1060	1500	141	47-150	
Diethyl ether (Ethyl ether)	ug/kg	ND	1060	1020	96	59-137	
Ethylbenzene	ug/kg	ND	1060	1120	106	63-135	
Hexachloro-1,3-butadiene	ug/kg	ND	1060	1170	110	65-150	
Isopropylbenzene (Cumene)	ug/kg	ND	1060	1110	105	65-137	
Methyl-tert-butyl ether	ug/kg	ND	1060	1190	112	56-143	
Methylene Chloride	ug/kg	ND	1060	1110	104	62-133	
n-Butylbenzene	ug/kg	ND	1060	1160	109	58-148	
n-Propylbenzene	ug/kg	ND	1060	1100	103	60-142	
Naphthalene	ug/kg	ND	1060	1190	112	61-146	
p-Isopropyltoluene	ug/kg	ND	1060	1090	103	61-145	
sec-Butylbenzene	ug/kg	ND	1060	1090	103	57-147	
Styrene	ug/kg	ND	1060	1200	113	67-137	
tert-Butylbenzene	ug/kg	ND	1060	1080	102	57-149	
Tetrachloroethene	ug/kg	ND	1060	1280	117	66-138	
Tetrahydrofuran	ug/kg	ND	10600	12500	118	53-145	
Toluene	ug/kg	ND	1060	1180	111	67-132	
trans-1,2-Dichloroethene	ug/kg	ND	1060	1240	117	61-136	
trans-1,3-Dichloropropene	ug/kg	ND	1060	1240	117	60-140	
Trichloroethene	ug/kg	ND	1060	1300	122	58-150	
Trichlorofluoromethane	ug/kg	ND	1060	1680	158	53-150	CH,M0
Vinyl chloride	ug/kg	ND	1060	1150	108	45-139	
Xylene (Total)	ug/kg	ND	3180	3450	108	66-136	
1,2-Dichloroethane-d4 (S)	%.				104	74-125	
4-Bromofluorobenzene (S)	%.				99	75-125	
Toluene-d8 (S)	%.				97	75-125	

SAMPLE DUPLICATE: 1669297

Parameter	Units	10264896002 Result	Dup Result	RPD	Max RPD	Qualifiers
1,1,1,2-Tetrachloroethane	ug/kg	ND	ND		30	
1,1,1-Trichloroethane	ug/kg	ND	ND		30	
1,1,2,2-Tetrachloroethane	ug/kg	ND	ND		30	
1,1,2-Trichloroethane	ug/kg	ND	ND		30	
1,1,2-Trichlorotrifluoroethane	ug/kg	ND	ND		30	
1,1-Dichloroethane	ug/kg	ND	ND		30	
1,1-Dichloroethene	ug/kg	ND	ND		30	
1,1-Dichloropropene	ug/kg	ND	ND		30	

REPORT OF LABORATORY ANALYSIS

This report shall not be reproduced, except in full,
without the written consent of Pace Analytical Services, Inc..

Pace Analytical Services, Inc.
1700 Elm Street - Suite 200
Minneapolis, MN 55414
(612)607-1700

QUALITY CONTROL DATA

Project: 60317420 St.Louis Park Inc
Pace Project No.: 10264939

SAMPLE DUPLICATE: 1669297

Parameter	Units	10264896002 Result	Dup Result	RPD	Max RPD	Qualifiers
1,2,3-Trichlorobenzene	ug/kg	ND	ND		30	
1,2,3-Trichloropropane	ug/kg	ND	ND		30	
1,2,4-Trichlorobenzene	ug/kg	ND	ND		30	
1,2,4-Trimethylbenzene	ug/kg	ND	ND		30	
1,2-Dibromo-3-chloropropane	ug/kg	ND	ND		30	
1,2-Dibromoethane (EDB)	ug/kg	ND	ND		30	
1,2-Dichlorobenzene	ug/kg	ND	ND		30	
1,2-Dichloroethane	ug/kg	ND	ND		30	
1,2-Dichloropropane	ug/kg	ND	ND		30	
1,3,5-Trimethylbenzene	ug/kg	ND	ND		30	
1,3-Dichlorobenzene	ug/kg	ND	ND		30	
1,3-Dichloropropane	ug/kg	ND	ND		30	
1,4-Dichlorobenzene	ug/kg	ND	ND		30	
2,2-Dichloropropane	ug/kg	ND	ND		30	
2-Butanone (MEK)	ug/kg	ND	ND		30	
2-Chlorotoluene	ug/kg	ND	ND		30	
4-Chlorotoluene	ug/kg	ND	ND		30	
4-Methyl-2-pentanone (MIBK)	ug/kg	ND	ND		30	
Acetone	ug/kg	ND	ND		30	
Allyl chloride	ug/kg	ND	ND		30	
Benzene	ug/kg	ND	ND		30	
Bromobenzene	ug/kg	ND	ND		30	
Bromochloromethane	ug/kg	ND	ND		30	
Bromodichloromethane	ug/kg	ND	ND		30	
Bromoform	ug/kg	ND	ND		30	
Bromomethane	ug/kg	ND	ND		30	
Carbon tetrachloride	ug/kg	ND	ND		30	
Chlorobenzene	ug/kg	ND	ND		30	
Chloroethane	ug/kg	ND	ND		30	
Chloroform	ug/kg	ND	ND		30	
Chloromethane	ug/kg	ND	ND		30	
cis-1,2-Dichloroethene	ug/kg	ND	ND		30	
cis-1,3-Dichloropropene	ug/kg	ND	ND		30	
Dibromochloromethane	ug/kg	ND	ND		30	
Dibromomethane	ug/kg	ND	ND		30	
Dichlorodifluoromethane	ug/kg	ND	ND		30	
Dichlorofluoromethane	ug/kg	ND	ND		30	
Diethyl ether (Ethyl ether)	ug/kg	ND	ND		30	
Ethylbenzene	ug/kg	ND	ND		30	
Hexachloro-1,3-butadiene	ug/kg	ND	ND		30	
Isopropylbenzene (Cumene)	ug/kg	ND	ND		30	
Methyl-tert-butyl ether	ug/kg	ND	ND		30	
Methylene Chloride	ug/kg	ND	ND		30	
n-Butylbenzene	ug/kg	ND	ND		30	
n-Propylbenzene	ug/kg	ND	ND		30	
Naphthalene	ug/kg	ND	ND		30	
p-Isopropyltoluene	ug/kg	ND	ND		30	
sec-Butylbenzene	ug/kg	ND	ND		30	

REPORT OF LABORATORY ANALYSIS

This report shall not be reproduced, except in full,
without the written consent of Pace Analytical Services, Inc..

Pace Analytical Services, Inc.
1700 Elm Street - Suite 200
Minneapolis, MN 55414
(612)607-1700

QUALITY CONTROL DATA

Project: 60317420 St.Louis Park Inc
Pace Project No.: 10264939

SAMPLE DUPLICATE: 1669297

Parameter	Units	10264896002 Result	Dup Result	RPD	Max RPD	Qualifiers
Styrene	ug/kg	ND	ND		30	
tert-Butylbenzene	ug/kg	ND	ND		30	
Tetrachloroethene	ug/kg	63.5	51.4	21	30	
Tetrahydrofuran	ug/kg	ND	ND		30	
Toluene	ug/kg	ND	ND		30	
trans-1,2-Dichloroethene	ug/kg	ND	ND		30	
trans-1,3-Dichloropropene	ug/kg	ND	ND		30	
Trichloroethene	ug/kg	ND	ND		30	
Trichlorofluoromethane	ug/kg	ND	ND		30	
Vinyl chloride	ug/kg	ND	ND		30	
Xylene (Total)	ug/kg	ND	ND		30	
1,2-Dichloroethane-d4 (S)	%.	102	101	1		
4-Bromofluorobenzene (S)	%.	99	98	2		
Toluene-d8 (S)	%.	99	98	1		

REPORT OF LABORATORY ANALYSIS

This report shall not be reproduced, except in full,
without the written consent of Pace Analytical Services, Inc..

Pace Analytical Services, Inc.
1700 Elm Street - Suite 200
Minneapolis, MN 55414
(612)607-1700

QUALITY CONTROL DATA

Project: 60317420 St.Louis Park Inc
Pace Project No.: 10264939

QC Batch: MSV/26958 Analysis Method: EPA 8260
QC Batch Method: EPA 5035/5030B Analysis Description: 8260 MSV 5030 Med Level
Associated Lab Samples: 10264939015, 10264939016, 10264939017

METHOD BLANK: 1670199 Matrix: Solid
Associated Lab Samples: 10264939015, 10264939016, 10264939017

Parameter	Units	Blank Result	Reporting Limit	Analyzed	Qualifiers
1,1,1,2-Tetrachloroethane	ug/kg	ND	50.0	05/02/14 14:03	
1,1,1-Trichloroethane	ug/kg	ND	50.0	05/02/14 14:03	
1,1,2,2-Tetrachloroethane	ug/kg	ND	50.0	05/02/14 14:03	
1,1,2-Trichloroethane	ug/kg	ND	50.0	05/02/14 14:03	
1,1,2-Trichlorotrifluoroethane	ug/kg	ND	50.0	05/02/14 14:03	
1,1-Dichloroethane	ug/kg	ND	50.0	05/02/14 14:03	
1,1-Dichloroethene	ug/kg	ND	50.0	05/02/14 14:03	
1,1-Dichloropropene	ug/kg	ND	50.0	05/02/14 14:03	
1,2,3-Trichlorobenzene	ug/kg	ND	50.0	05/02/14 14:03	
1,2,3-Trichloropropane	ug/kg	ND	200	05/02/14 14:03	
1,2,4-Trichlorobenzene	ug/kg	ND	50.0	05/02/14 14:03	
1,2,4-Trimethylbenzene	ug/kg	ND	50.0	05/02/14 14:03	
1,2-Dibromo-3-chloropropane	ug/kg	ND	500	05/02/14 14:03	
1,2-Dibromoethane (EDB)	ug/kg	ND	50.0	05/02/14 14:03	
1,2-Dichlorobenzene	ug/kg	ND	50.0	05/02/14 14:03	
1,2-Dichloroethane	ug/kg	ND	50.0	05/02/14 14:03	
1,2-Dichloropropane	ug/kg	ND	50.0	05/02/14 14:03	
1,3,5-Trimethylbenzene	ug/kg	ND	50.0	05/02/14 14:03	
1,3-Dichlorobenzene	ug/kg	ND	50.0	05/02/14 14:03	
1,3-Dichloropropane	ug/kg	ND	50.0	05/02/14 14:03	
1,4-Dichlorobenzene	ug/kg	ND	50.0	05/02/14 14:03	
2,2-Dichloropropane	ug/kg	ND	200	05/02/14 14:03	
2-Butanone (MEK)	ug/kg	ND	250	05/02/14 14:03	
2-Chlorotoluene	ug/kg	ND	50.0	05/02/14 14:03	
4-Chlorotoluene	ug/kg	ND	50.0	05/02/14 14:03	
4-Methyl-2-pentanone (MIBK)	ug/kg	ND	250	05/02/14 14:03	
Acetone	ug/kg	ND	1000	05/02/14 14:03	
Allyl chloride	ug/kg	ND	200	05/02/14 14:03	
Benzene	ug/kg	ND	20.0	05/02/14 14:03	
Bromobenzene	ug/kg	ND	50.0	05/02/14 14:03	
Bromochloromethane	ug/kg	ND	50.0	05/02/14 14:03	
Bromodichloromethane	ug/kg	ND	50.0	05/02/14 14:03	
Bromoform	ug/kg	ND	200	05/02/14 14:03	
Bromomethane	ug/kg	ND	500	05/02/14 14:03	
Carbon tetrachloride	ug/kg	ND	50.0	05/02/14 14:03	
Chlorobenzene	ug/kg	ND	50.0	05/02/14 14:03	
Chloroethane	ug/kg	ND	500	05/02/14 14:03	
Chloroform	ug/kg	ND	50.0	05/02/14 14:03	
Chloromethane	ug/kg	ND	200	05/02/14 14:03	
cis-1,2-Dichloroethene	ug/kg	ND	50.0	05/02/14 14:03	
cis-1,3-Dichloropropene	ug/kg	ND	50.0	05/02/14 14:03	
Dibromochloromethane	ug/kg	ND	50.0	05/02/14 14:03	
Dibromomethane	ug/kg	ND	50.0	05/02/14 14:03	

REPORT OF LABORATORY ANALYSIS

This report shall not be reproduced, except in full,
without the written consent of Pace Analytical Services, Inc..

Pace Analytical Services, Inc.
1700 Elm Street - Suite 200
Minneapolis, MN 55414
(612)607-1700

QUALITY CONTROL DATA

Project: 60317420 St.Louis Park Inc
Pace Project No.: 10264939

METHOD BLANK: 1670199 Matrix: Solid
Associated Lab Samples: 10264939015, 10264939016, 10264939017

Parameter	Units	Blank Result	Reporting Limit	Analyzed	Qualifiers
Dichlorodifluoromethane	ug/kg	ND	50.0	05/02/14 14:03	
Dichlorofluoromethane	ug/kg	ND	500	05/02/14 14:03	
Diethyl ether (Ethyl ether)	ug/kg	ND	200	05/02/14 14:03	
Ethylbenzene	ug/kg	ND	50.0	05/02/14 14:03	
Hexachloro-1,3-butadiene	ug/kg	ND	250	05/02/14 14:03	
Isopropylbenzene (Cumene)	ug/kg	ND	50.0	05/02/14 14:03	
Methyl-tert-butyl ether	ug/kg	ND	50.0	05/02/14 14:03	
Methylene Chloride	ug/kg	ND	200	05/02/14 14:03	
n-Butylbenzene	ug/kg	ND	50.0	05/02/14 14:03	
n-Propylbenzene	ug/kg	ND	50.0	05/02/14 14:03	
Naphthalene	ug/kg	ND	200	05/02/14 14:03	
p-Isopropyltoluene	ug/kg	ND	50.0	05/02/14 14:03	
sec-Butylbenzene	ug/kg	ND	50.0	05/02/14 14:03	
Styrene	ug/kg	ND	50.0	05/02/14 14:03	
tert-Butylbenzene	ug/kg	ND	50.0	05/02/14 14:03	
Tetrachloroethene	ug/kg	ND	50.0	05/02/14 14:03	
Tetrahydrofuran	ug/kg	ND	2000	05/02/14 14:03	
Toluene	ug/kg	ND	50.0	05/02/14 14:03	
trans-1,2-Dichloroethene	ug/kg	ND	50.0	05/02/14 14:03	
trans-1,3-Dichloropropene	ug/kg	ND	50.0	05/02/14 14:03	
Trichloroethene	ug/kg	ND	50.0	05/02/14 14:03	
Trichlorofluoromethane	ug/kg	ND	200	05/02/14 14:03	
Vinyl chloride	ug/kg	ND	50.0	05/02/14 14:03	
Xylene (Total)	ug/kg	ND	150	05/02/14 14:03	
1,2-Dichloroethane-d4 (S)	%.	96	74-125	05/02/14 14:03	
4-Bromofluorobenzene (S)	%.	99	75-125	05/02/14 14:03	
Toluene-d8 (S)	%.	103	75-125	05/02/14 14:03	

LABORATORY CONTROL SAMPLE: 1670200

Parameter	Units	Spike Conc.	LCS Result	LCS % Rec	% Rec Limits	Qualifiers
1,1,1,2-Tetrachloroethane	ug/kg	1000	1010	101	68-125	
1,1,1-Trichloroethane	ug/kg	1000	868	87	62-125	
1,1,2,2-Tetrachloroethane	ug/kg	1000	955	95	61-127	
1,1,2-Trichloroethane	ug/kg	1000	1020	102	70-125	
1,1,2-Trichlorotrifluoroethane	ug/kg	1000	882	88	56-149	
1,1-Dichloroethane	ug/kg	1000	883	88	60-127	
1,1-Dichloroethene	ug/kg	1000	857	86	63-125	
1,1-Dichloropropene	ug/kg	1000	852	85	67-125	
1,2,3-Trichlorobenzene	ug/kg	1000	1020	102	63-132	
1,2,3-Trichloropropane	ug/kg	1000	1030	103	67-125	
1,2,4-Trichlorobenzene	ug/kg	1000	945	94	64-132	
1,2,4-Trimethylbenzene	ug/kg	1000	908	91	64-125	
1,2-Dibromo-3-chloropropane	ug/kg	2500	2600	104	56-132	
1,2-Dibromoethane (EDB)	ug/kg	1000	1010	101	72-125	

REPORT OF LABORATORY ANALYSIS

This report shall not be reproduced, except in full,
without the written consent of Pace Analytical Services, Inc..

Pace Analytical Services, Inc.
1700 Elm Street - Suite 200
Minneapolis, MN 55414
(612)607-1700

QUALITY CONTROL DATA

Project: 60317420 St.Louis Park Inc
Pace Project No.: 10264939

LABORATORY CONTROL SAMPLE: 1670200

Parameter	Units	Spike Conc.	LCS Result	LCS % Rec	% Rec Limits	Qualifiers
1,2-Dichlorobenzene	ug/kg	1000	928	93	68-125	
1,2-Dichloroethane	ug/kg	1000	885	88	69-125	
1,2-Dichloropropane	ug/kg	1000	923	92	73-125	
1,3,5-Trimethylbenzene	ug/kg	1000	883	88	64-125	
1,3-Dichlorobenzene	ug/kg	1000	949	95	67-125	
1,3-Dichloropropane	ug/kg	1000	976	98	71-125	
1,4-Dichlorobenzene	ug/kg	1000	910	91	69-125	
2,2-Dichloropropane	ug/kg	1000	838	84	53-131	
2-Butanone (MEK)	ug/kg	5000	5330	107	52-131	
2-Chlorotoluene	ug/kg	1000	855	86	66-125	
4-Chlorotoluene	ug/kg	1000	883	88	52-131	
4-Methyl-2-pentanone (MIBK)	ug/kg	5000	5380	108	64-125	
Acetone	ug/kg	5000	5030	101	42-150	
Allyl chloride	ug/kg	1000	863	86	58-128	
Benzene	ug/kg	1000	888	89	71-125	
Bromobenzene	ug/kg	1000	921	92	69-125	
Bromochloromethane	ug/kg	1000	927	93	75-125	
Bromodichloromethane	ug/kg	1000	945	94	69-125	
Bromoform	ug/kg	1000	1030	103	62-125	
Bromomethane	ug/kg	1000	930	93	62-125	
Carbon tetrachloride	ug/kg	1000	883	88	66-125	
Chlorobenzene	ug/kg	1000	909	91	75-125	
Chloroethane	ug/kg	1000	898	90	61-125	
Chloroform	ug/kg	1000	911	91	72-125	
Chloromethane	ug/kg	1000	844	84	59-125	
cis-1,2-Dichloroethene	ug/kg	1000	920	92	74-125	
cis-1,3-Dichloropropene	ug/kg	1000	945	94	68-125	
Dibromochloromethane	ug/kg	1000	1030	103	65-125	
Dibromomethane	ug/kg	1000	964	96	72-125	
Dichlorodifluoromethane	ug/kg	1000	672	67	39-125	
Dichlorofluoromethane	ug/kg	1000	1050	105	64-127	CH
Diethyl ether (Ethyl ether)	ug/kg	1000	991	99	66-125	
Ethylbenzene	ug/kg	1000	908	91	69-125	
Hexachloro-1,3-butadiene	ug/kg	1000	915	92	53-150	
Isopropylbenzene (Cumene)	ug/kg	1000	929	93	70-125	
Methyl-tert-butyl ether	ug/kg	1000	970	97	69-125	
Methylene Chloride	ug/kg	1000	929	93	71-125	
n-Butylbenzene	ug/kg	1000	907	91	59-133	
n-Propylbenzene	ug/kg	1000	866	87	64-125	
Naphthalene	ug/kg	1000	1060	106	61-131	
p-Isopropyltoluene	ug/kg	1000	911	91	63-127	
sec-Butylbenzene	ug/kg	1000	880	88	64-125	
Styrene	ug/kg	1000	948	95	74-125	
tert-Butylbenzene	ug/kg	1000	870	87	66-125	
Tetrachloroethene	ug/kg	1000	950	95	68-125	
Tetrahydrofuran	ug/kg	10000	9740	97	68-125	
Toluene	ug/kg	1000	918	92	70-125	
trans-1,2-Dichloroethene	ug/kg	1000	928	93	68-125	

REPORT OF LABORATORY ANALYSIS

This report shall not be reproduced, except in full,
without the written consent of Pace Analytical Services, Inc..

Pace Analytical Services, Inc.
1700 Elm Street - Suite 200
Minneapolis, MN 55414
(612)607-1700

QUALITY CONTROL DATA

Project: 60317420 St.Louis Park Inc
Pace Project No.: 10264939

LABORATORY CONTROL SAMPLE: 1670200

Parameter	Units	Spike Conc.	LCS Result	LCS % Rec	% Rec Limits	Qualifiers
trans-1,3-Dichloropropene	ug/kg	1000	973	97	70-125	
Trichloroethene	ug/kg	1000	937	94	71-125	
Trichlorofluoromethane	ug/kg	1000	985	98	62-132	
Vinyl chloride	ug/kg	1000	813	81	55-125	
Xylene (Total)	ug/kg	3000	2840	95	74-125	
1,2-Dichloroethane-d4 (S)	%.			95	74-125	
4-Bromofluorobenzene (S)	%.			94	75-125	
Toluene-d8 (S)	%.			99	75-125	

MATRIX SPIKE SAMPLE: 1670201

Parameter	Units	10264465001 Result	Spike Conc.	MS Result	MS % Rec	% Rec Limits	Qualifiers
1,1,1,2-Tetrachloroethane	ug/kg	64.5 U	1230	1150	93	63-140	
1,1,1-Trichloroethane	ug/kg	64.5 U	1230	1010	82	54-149	
1,1,2,2-Tetrachloroethane	ug/kg	64.5 U	1230	1530	124	46-150	
1,1,2-Trichloroethane	ug/kg	64.5 U	1230	1280	104	62-141	
1,1,2-Trichlorotrifluoroethane	ug/kg	64.5 U	1230	1000	82	65-150	
1,1-Dichloroethane	ug/kg	64.5 U	1230	1010	82	57-145	
1,1-Dichloroethene	ug/kg	64.5 U	1230	940	76	58-137	
1,1-Dichloropropene	ug/kg	64.5 U	1230	1000	82	61-141	
1,2,3-Trichlorobenzene	ug/kg	64.5 U	1230	1510	123	62-147	
1,2,3-Trichloropropane	ug/kg	258 U	1230	1270	103	65-141	
1,2,4-Trichlorobenzene	ug/kg	64.5 U	1230	1460	119	64-147	
1,2,4-Trimethylbenzene	ug/kg	1130	1230	2880	143	59-144	
1,2-Dibromo-3-chloropropane	ug/kg	645 U	3070	3060	100	56-147	
1,2-Dibromoethane (EDB)	ug/kg	64.5 U	1230	1130	92	66-135	
1,2-Dichlorobenzene	ug/kg	64.5 U	1230	1160	95	63-143	
1,2-Dichloroethane	ug/kg	64.5 U	1230	984	80	57-145	
1,2-Dichloropropane	ug/kg	64.5 U	1230	1070	87	62-139	
1,3,5-Trimethylbenzene	ug/kg	289	1230	1600	106	60-144	
1,3-Dichlorobenzene	ug/kg	64.5 U	1230	1170	95	61-146	
1,3-Dichloropropane	ug/kg	64.5 U	1230	1120	91	63-138	
1,4-Dichlorobenzene	ug/kg	64.5 U	1230	1060	86	60-145	
2,2-Dichloropropane	ug/kg	258 U	1230	972	79	54-143	
2-Butanone (MEK)	ug/kg	322 U	6150	6220	101	45-150	
2-Chlorotoluene	ug/kg	64.5 U	1230	1080	88	62-140	
4-Chlorotoluene	ug/kg	64.5 U	1230	1000	81	60-143	
4-Methyl-2-pentanone (MIBK)	ug/kg	322 U	6150	6280	102	58-146	
Acetone	ug/kg	1290 U	6150	5230	85	30-150	
Allyl chloride	ug/kg	258 U	1230	941	77	55-142	
Benzene	ug/kg	25.8 U	1230	1020	83	61-134	
Bromobenzene	ug/kg	64.5 U	1230	1030	84	64-143	
Bromochloromethane	ug/kg	64.5 U	1230	1030	84	62-141	
Bromodichloromethane	ug/kg	64.5 U	1230	1080	88	57-146	
Bromoform	ug/kg	258 U	1230	1190	97	60-136	
Bromomethane	ug/kg	645 U	1230	1010	82	54-141	
Carbon tetrachloride	ug/kg	64.5 U	1230	1090	88	50-150	

REPORT OF LABORATORY ANALYSIS

This report shall not be reproduced, except in full,
without the written consent of Pace Analytical Services, Inc..

Pace Analytical Services, Inc.
1700 Elm Street - Suite 200
Minneapolis, MN 55414
(612)607-1700

QUALITY CONTROL DATA

Project: 60317420 St.Louis Park Inc
Pace Project No.: 10264939

MATRIX SPIKE SAMPLE: 1670201

Parameter	Units	10264465001 Result	Spike Conc.	MS Result	MS % Rec	% Rec Limits	Qualifiers
Chlorobenzene	ug/kg	64.5 U	1230	1060	86	67-135	
Chloroethane	ug/kg	645 U	1230	1010	82	46-150	
Chloroform	ug/kg	64.5 U	1230	1050	85	60-141	
Chloromethane	ug/kg	258 U	1230	931	76	46-133	
cis-1,2-Dichloroethene	ug/kg	64.5 U	1230	1060	86	64-138	
cis-1,3-Dichloropropene	ug/kg	64.5 U	1230	1060	86	64-138	
Dibromochloromethane	ug/kg	64.5 U	1230	1170	95	56-145	
Dibromomethane	ug/kg	64.5 U	1230	1120	91	62-138	
Dichlorodifluoromethane	ug/kg	64.5 U	1230	720	59	30-136	
Dichlorofluoromethane	ug/kg	645 U	1230	1480	121	47-150	CH
Diethyl ether (Ethyl ether)	ug/kg	258 U	1230	1110	91	59-137	
Ethylbenzene	ug/kg	64.5 U	1230	1050	85	63-135	
Hexachloro-1,3-butadiene	ug/kg	322 U	1230	1920	156	65-150	M1
Isopropylbenzene (Cumene)	ug/kg	83.1	1230	1260	96	65-137	
Methyl-tert-butyl ether	ug/kg	64.5 U	1230	1080	88	56-143	
Methylene Chloride	ug/kg	258 U	1230	1030	84	62-133	
n-Butylbenzene	ug/kg	373	1230	2050	137	58-148	
n-Propylbenzene	ug/kg	175	1230	1280	90	60-142	
Naphthalene	ug/kg	1190	1230	3610	197	61-146	M1
p-Isopropyltoluene	ug/kg	354	1230	1940	129	61-145	
sec-Butylbenzene	ug/kg	379	1230	1790	114	57-147	
Styrene	ug/kg	64.5 U	1230	1110	90	67-137	
tert-Butylbenzene	ug/kg	64.5 U	1230	1150	92	57-149	
Tetrachloroethene	ug/kg	64.5 U	1230	1130	92	66-138	
Tetrahydrofuran	ug/kg	2580 U	12300	10700	87	53-145	
Toluene	ug/kg	64.5 U	1230	1050	85	67-132	
trans-1,2-Dichloroethene	ug/kg	64.5 U	1230	1050	86	61-136	
trans-1,3-Dichloropropene	ug/kg	64.5 U	1230	1050	85	60-140	
Trichloroethene	ug/kg	64.5 U	1230	1070	87	58-150	
Trichlorofluoromethane	ug/kg	258 U	1230	1230	100	53-150	
Vinyl chloride	ug/kg	64.5 U	1230	908	74	45-139	
Xylene (Total)	ug/kg	193 U	3680	3510	95	66-136	
1,2-Dichloroethane-d4 (S)	%.				94	74-125	
4-Bromofluorobenzene (S)	%.				99	75-125	
Toluene-d8 (S)	%.				100	75-125	

SAMPLE DUPLICATE: 1670202

Parameter	Units	10264465002 Result	Dup Result	RPD	Max RPD	Qualifiers
1,1,1,2-Tetrachloroethane	ug/kg	56.0 U	ND		30	
1,1,1-Trichloroethane	ug/kg	56.0 U	ND		30	
1,1,2,2-Tetrachloroethane	ug/kg	56.0 U	ND		30	
1,1,2-Trichloroethane	ug/kg	56.0 U	ND		30	
1,1,2-Trichlorotrifluoroethane	ug/kg	56.0 U	ND		30	
1,1-Dichloroethane	ug/kg	56.0 U	ND		30	
1,1-Dichloroethene	ug/kg	56.0 U	ND		30	
1,1-Dichloropropene	ug/kg	56.0 U	ND		30	

REPORT OF LABORATORY ANALYSIS

This report shall not be reproduced, except in full,
without the written consent of Pace Analytical Services, Inc..

Pace Analytical Services, Inc.
1700 Elm Street - Suite 200
Minneapolis, MN 55414
(612)607-1700

QUALITY CONTROL DATA

Project: 60317420 St.Louis Park Inc
Pace Project No.: 10264939

SAMPLE DUPLICATE: 1670202

Parameter	Units	10264465002 Result	Dup Result	RPD	Max RPD	Qualifiers
1,2,3-Trichlorobenzene	ug/kg	56.0 U	ND		30	
1,2,3-Trichloropropane	ug/kg	224 U	ND		30	
1,2,4-Trichlorobenzene	ug/kg	56.0 U	ND		30	
1,2,4-Trimethylbenzene	ug/kg	56.0 U	ND		30	
1,2-Dibromo-3-chloropropane	ug/kg	560 U	ND		30	
1,2-Dibromoethane (EDB)	ug/kg	56.0 U	ND		30	
1,2-Dichlorobenzene	ug/kg	56.0 U	ND		30	
1,2-Dichloroethane	ug/kg	56.0 U	ND		30	
1,2-Dichloropropane	ug/kg	56.0 U	ND		30	
1,3,5-Trimethylbenzene	ug/kg	56.0 U	ND		30	
1,3-Dichlorobenzene	ug/kg	56.0 U	ND		30	
1,3-Dichloropropane	ug/kg	56.0 U	ND		30	
1,4-Dichlorobenzene	ug/kg	56.0 U	ND		30	
2,2-Dichloropropane	ug/kg	224 U	ND		30	
2-Butanone (MEK)	ug/kg	280 U	ND		30	
2-Chlorotoluene	ug/kg	56.0 U	ND		30	
4-Chlorotoluene	ug/kg	56.0 U	ND		30	
4-Methyl-2-pentanone (MIBK)	ug/kg	280 U	ND		30	
Acetone	ug/kg	1120 U	ND		30	
Allyl chloride	ug/kg	224 U	ND		30	
Benzene	ug/kg	22.4 U	ND		30	
Bromobenzene	ug/kg	56.0 U	ND		30	
Bromochloromethane	ug/kg	56.0 U	ND		30	
Bromodichloromethane	ug/kg	56.0 U	ND		30	
Bromoform	ug/kg	224 U	ND		30	
Bromomethane	ug/kg	560 U	ND		30	
Carbon tetrachloride	ug/kg	56.0 U	ND		30	
Chlorobenzene	ug/kg	56.0 U	ND		30	
Chloroethane	ug/kg	560 U	ND		30	
Chloroform	ug/kg	56.0 U	ND		30	
Chloromethane	ug/kg	224 U	ND		30	
cis-1,2-Dichloroethene	ug/kg	56.0 U	ND		30	
cis-1,3-Dichloropropene	ug/kg	56.0 U	ND		30	
Dibromochloromethane	ug/kg	56.0 U	ND		30	
Dibromomethane	ug/kg	56.0 U	ND		30	
Dichlorodifluoromethane	ug/kg	56.0 U	ND		30	
Dichlorofluoromethane	ug/kg	560 U	ND		30	
Diethyl ether (Ethyl ether)	ug/kg	224 U	ND		30	
Ethylbenzene	ug/kg	56.0 U	ND		30	
Hexachloro-1,3-butadiene	ug/kg	280 U	ND		30	
Isopropylbenzene (Cumene)	ug/kg	56.0 U	ND		30	
Methyl-tert-butyl ether	ug/kg	56.0 U	ND		30	
Methylene Chloride	ug/kg	224 U	ND		30	
n-Butylbenzene	ug/kg	56.0 U	ND		30	
n-Propylbenzene	ug/kg	56.0 U	ND		30	
Naphthalene	ug/kg	224 U	ND		30	
p-Isopropyltoluene	ug/kg	56.0 U	ND		30	
sec-Butylbenzene	ug/kg	56.0 U	ND		30	

REPORT OF LABORATORY ANALYSIS

This report shall not be reproduced, except in full,
without the written consent of Pace Analytical Services, Inc..

Pace Analytical Services, Inc.
1700 Elm Street - Suite 200
Minneapolis, MN 55414
(612)607-1700

QUALITY CONTROL DATA

Project: 60317420 St.Louis Park Inc
Pace Project No.: 10264939

SAMPLE DUPLICATE: 1670202

Parameter	Units	10264465002 Result	Dup Result	RPD	Max RPD	Qualifiers
Styrene	ug/kg	56.0 U	ND		30	
tert-Butylbenzene	ug/kg	56.0 U	ND		30	
Tetrachloroethene	ug/kg	56.0 U	ND		30	
Tetrahydrofuran	ug/kg	2240 U	ND		30	
Toluene	ug/kg	56.0 U	ND		30	
trans-1,2-Dichloroethene	ug/kg	56.0 U	ND		30	
trans-1,3-Dichloropropene	ug/kg	56.0 U	ND		30	
Trichloroethene	ug/kg	56.0 U	ND		30	
Trichlorofluoromethane	ug/kg	224 U	ND		30	
Vinyl chloride	ug/kg	56.0 U	ND		30	
Xylene (Total)	ug/kg	168 U	ND		30	
1,2-Dichloroethane-d4 (S)	%.	105	104	.3		
4-Bromofluorobenzene (S)	%.	103	104	2		
Toluene-d8 (S)	%.	105	102	1		

REPORT OF LABORATORY ANALYSIS

This report shall not be reproduced, except in full,
without the written consent of Pace Analytical Services, Inc..

Pace Analytical Services, Inc.
1700 Elm Street - Suite 200
Minneapolis, MN 55414
(612)607-1700

QUALITY CONTROL DATA

Project: 60317420 St.Louis Park Inc
Pace Project No.: 10264939

QC Batch: MSV/26976 Analysis Method: EPA 8260
QC Batch Method: EPA 5035/5030B Analysis Description: 8260 MSV 5030 Med Level
Associated Lab Samples: 10264939018, 10264939019, 10264939020, 10264939021

METHOD BLANK: 1671719 Matrix: Solid
Associated Lab Samples: 10264939018, 10264939019, 10264939020, 10264939021

Parameter	Units	Blank Result	Reporting Limit	Analyzed	Qualifiers
1,1,1,2-Tetrachloroethane	ug/kg	ND	50.0	05/06/14 10:57	
1,1,1-Trichloroethane	ug/kg	ND	50.0	05/06/14 10:57	
1,1,2,2-Tetrachloroethane	ug/kg	ND	50.0	05/06/14 10:57	
1,1,2-Trichloroethane	ug/kg	ND	50.0	05/06/14 10:57	
1,1,2-Trichlorotrifluoroethane	ug/kg	ND	50.0	05/06/14 10:57	
1,1-Dichloroethane	ug/kg	ND	50.0	05/06/14 10:57	
1,1-Dichloroethene	ug/kg	ND	50.0	05/06/14 10:57	
1,1-Dichloropropene	ug/kg	ND	50.0	05/06/14 10:57	
1,2,3-Trichlorobenzene	ug/kg	ND	50.0	05/06/14 10:57	
1,2,3-Trichloropropane	ug/kg	ND	200	05/06/14 10:57	
1,2,4-Trichlorobenzene	ug/kg	ND	50.0	05/06/14 10:57	
1,2,4-Trimethylbenzene	ug/kg	ND	50.0	05/06/14 10:57	
1,2-Dibromo-3-chloropropane	ug/kg	ND	500	05/06/14 10:57	
1,2-Dibromoethane (EDB)	ug/kg	ND	50.0	05/06/14 10:57	
1,2-Dichlorobenzene	ug/kg	ND	50.0	05/06/14 10:57	
1,2-Dichloroethane	ug/kg	ND	50.0	05/06/14 10:57	
1,2-Dichloropropane	ug/kg	ND	50.0	05/06/14 10:57	
1,3,5-Trimethylbenzene	ug/kg	ND	50.0	05/06/14 10:57	
1,3-Dichlorobenzene	ug/kg	ND	50.0	05/06/14 10:57	
1,3-Dichloropropane	ug/kg	ND	50.0	05/06/14 10:57	
1,4-Dichlorobenzene	ug/kg	ND	50.0	05/06/14 10:57	
2,2-Dichloropropane	ug/kg	ND	200	05/06/14 10:57	
2-Butanone (MEK)	ug/kg	ND	250	05/06/14 10:57	
2-Chlorotoluene	ug/kg	ND	50.0	05/06/14 10:57	
4-Chlorotoluene	ug/kg	ND	50.0	05/06/14 10:57	
4-Methyl-2-pentanone (MIBK)	ug/kg	ND	250	05/06/14 10:57	
Acetone	ug/kg	ND	1000	05/06/14 10:57	
Allyl chloride	ug/kg	ND	200	05/06/14 10:57	
Benzene	ug/kg	ND	20.0	05/06/14 10:57	
Bromobenzene	ug/kg	ND	50.0	05/06/14 10:57	
Bromochloromethane	ug/kg	ND	50.0	05/06/14 10:57	
Bromodichloromethane	ug/kg	ND	50.0	05/06/14 10:57	
Bromoform	ug/kg	ND	200	05/06/14 10:57	
Bromomethane	ug/kg	ND	500	05/06/14 10:57	
Carbon tetrachloride	ug/kg	ND	50.0	05/06/14 10:57	
Chlorobenzene	ug/kg	ND	50.0	05/06/14 10:57	
Chloroethane	ug/kg	ND	500	05/06/14 10:57	
Chloroform	ug/kg	ND	50.0	05/06/14 10:57	
Chloromethane	ug/kg	ND	200	05/06/14 10:57	
cis-1,2-Dichloroethene	ug/kg	ND	50.0	05/06/14 10:57	
cis-1,3-Dichloropropene	ug/kg	ND	50.0	05/06/14 10:57	
Dibromochloromethane	ug/kg	ND	50.0	05/06/14 10:57	
Dibromomethane	ug/kg	ND	50.0	05/06/14 10:57	

This report shall not be reproduced, except in full,
without the written consent of Pace Analytical Services, Inc..

Pace Analytical Services, Inc.
1700 Elm Street - Suite 200
Minneapolis, MN 55414
(612)607-1700

QUALITY CONTROL DATA

Project: 60317420 St.Louis Park Inc
Pace Project No.: 10264939

METHOD BLANK: 1671719 Matrix: Solid
Associated Lab Samples: 10264939018, 10264939019, 10264939020, 10264939021

Parameter	Units	Blank Result	Reporting Limit	Analyzed	Qualifiers
Dichlorodifluoromethane	ug/kg	ND	50.0	05/06/14 10:57	
Dichlorofluoromethane	ug/kg	ND	500	05/06/14 10:57	
Diethyl ether (Ethyl ether)	ug/kg	ND	200	05/06/14 10:57	
Ethylbenzene	ug/kg	ND	50.0	05/06/14 10:57	
Hexachloro-1,3-butadiene	ug/kg	ND	250	05/06/14 10:57	
Isopropylbenzene (Cumene)	ug/kg	ND	50.0	05/06/14 10:57	
Methyl-tert-butyl ether	ug/kg	ND	50.0	05/06/14 10:57	
Methylene Chloride	ug/kg	ND	200	05/06/14 10:57	
n-Butylbenzene	ug/kg	ND	50.0	05/06/14 10:57	
n-Propylbenzene	ug/kg	ND	50.0	05/06/14 10:57	
Naphthalene	ug/kg	ND	200	05/06/14 10:57	
p-Isopropyltoluene	ug/kg	ND	50.0	05/06/14 10:57	
sec-Butylbenzene	ug/kg	ND	50.0	05/06/14 10:57	
Styrene	ug/kg	ND	50.0	05/06/14 10:57	
tert-Butylbenzene	ug/kg	ND	50.0	05/06/14 10:57	
Tetrachloroethene	ug/kg	ND	50.0	05/06/14 10:57	
Tetrahydrofuran	ug/kg	ND	2000	05/06/14 10:57	
Toluene	ug/kg	ND	50.0	05/06/14 10:57	
trans-1,2-Dichloroethene	ug/kg	ND	50.0	05/06/14 10:57	
trans-1,3-Dichloropropene	ug/kg	ND	50.0	05/06/14 10:57	
Trichloroethene	ug/kg	ND	50.0	05/06/14 10:57	
Trichlorofluoromethane	ug/kg	ND	200	05/06/14 10:57	
Vinyl chloride	ug/kg	ND	50.0	05/06/14 10:57	
Xylene (Total)	ug/kg	ND	150	05/06/14 10:57	
1,2-Dichloroethane-d4 (S)	%.	107	74-125	05/06/14 10:57	
4-Bromofluorobenzene (S)	%.	100	75-125	05/06/14 10:57	
Toluene-d8 (S)	%.	104	75-125	05/06/14 10:57	

LABORATORY CONTROL SAMPLE: 1671720

Parameter	Units	Spike Conc.	LCS Result	LCS % Rec	% Rec Limits	Qualifiers
1,1,1,2-Tetrachloroethane	ug/kg	1000	982	98	68-125	
1,1,1-Trichloroethane	ug/kg	1000	933	93	62-125	
1,1,2,2-Tetrachloroethane	ug/kg	1000	886	89	61-127	
1,1,2-Trichloroethane	ug/kg	1000	953	95	70-125	
1,1,2-Trichlorotrifluoroethane	ug/kg	1000	864	86	56-149	
1,1-Dichloroethane	ug/kg	1000	964	96	60-127	
1,1-Dichloroethene	ug/kg	1000	935	94	63-125	
1,1-Dichloropropene	ug/kg	1000	945	94	67-125	
1,2,3-Trichlorobenzene	ug/kg	1000	909	91	63-132	
1,2,3-Trichloropropane	ug/kg	1000	894	89	67-125	
1,2,4-Trichlorobenzene	ug/kg	1000	876	88	64-132	
1,2,4-Trimethylbenzene	ug/kg	1000	920	92	64-125	
1,2-Dibromo-3-chloropropane	ug/kg	2500	2070	83	56-132	
1,2-Dibromoethane (EDB)	ug/kg	1000	939	94	72-125	

REPORT OF LABORATORY ANALYSIS

This report shall not be reproduced, except in full,
without the written consent of Pace Analytical Services, Inc..

Pace Analytical Services, Inc.
1700 Elm Street - Suite 200
Minneapolis, MN 55414
(612)607-1700

QUALITY CONTROL DATA

Project: 60317420 St.Louis Park Inc
Pace Project No.: 10264939

LABORATORY CONTROL SAMPLE: 1671720

Parameter	Units	Spike Conc.	LCS Result	LCS % Rec	% Rec Limits	Qualifiers
1,2-Dichlorobenzene	ug/kg	1000	934	93	68-125	
1,2-Dichloroethane	ug/kg	1000	947	95	69-125	
1,2-Dichloropropane	ug/kg	1000	948	95	73-125	
1,3,5-Trimethylbenzene	ug/kg	1000	885	89	64-125	
1,3-Dichlorobenzene	ug/kg	1000	954	95	67-125	
1,3-Dichloropropane	ug/kg	1000	938	94	71-125	
1,4-Dichlorobenzene	ug/kg	1000	904	90	69-125	
2,2-Dichloropropane	ug/kg	1000	965	97	53-131	
2-Butanone (MEK)	ug/kg	5000	4650	93	52-131	
2-Chlorotoluene	ug/kg	1000	884	88	66-125	
4-Chlorotoluene	ug/kg	1000	892	89	52-131	
4-Methyl-2-pentanone (MIBK)	ug/kg	5000	4340	87	64-125	
Acetone	ug/kg	5000	4600	92	42-150	
Allyl chloride	ug/kg	1000	975	97	58-128	
Benzene	ug/kg	1000	960	96	71-125	
Bromobenzene	ug/kg	1000	913	91	69-125	
Bromochloromethane	ug/kg	1000	987	99	75-125	
Bromodichloromethane	ug/kg	1000	963	96	69-125	
Bromoform	ug/kg	1000	967	97	62-125	
Bromomethane	ug/kg	1000	1220	122	62-125	
Carbon tetrachloride	ug/kg	1000	1000	100	66-125	
Chlorobenzene	ug/kg	1000	908	91	75-125	
Chloroethane	ug/kg	1000	1030	103	61-125	
Chloroform	ug/kg	1000	987	99	72-125	
Chloromethane	ug/kg	1000	924	92	59-125	
cis-1,2-Dichloroethene	ug/kg	1000	1020	102	74-125	
cis-1,3-Dichloropropene	ug/kg	1000	936	94	68-125	
Dibromochloromethane	ug/kg	1000	1010	101	65-125	
Dibromomethane	ug/kg	1000	990	99	72-125	
Dichlorodifluoromethane	ug/kg	1000	665	67	39-125	
Dichlorofluoromethane	ug/kg	1000	1640	164	64-127	L0
Diethyl ether (Ethyl ether)	ug/kg	1000	982	98	66-125	
Ethylbenzene	ug/kg	1000	888	89	69-125	
Hexachloro-1,3-butadiene	ug/kg	1000	942	94	53-150	
Isopropylbenzene (Cumene)	ug/kg	1000	918	92	70-125	
Methyl-tert-butyl ether	ug/kg	1000	977	98	69-125	
Methylene Chloride	ug/kg	1000	1000	100	71-125	
n-Butylbenzene	ug/kg	1000	915	92	59-133	
n-Propylbenzene	ug/kg	1000	876	88	64-125	
Naphthalene	ug/kg	1000	885	89	61-131	
p-Isopropyltoluene	ug/kg	1000	925	93	63-127	
sec-Butylbenzene	ug/kg	1000	884	88	64-125	
Styrene	ug/kg	1000	944	94	74-125	
tert-Butylbenzene	ug/kg	1000	874	87	66-125	
Tetrachloroethene	ug/kg	1000	944	94	68-125	
Tetrahydrofuran	ug/kg	10000	10300	103	68-125	
Toluene	ug/kg	1000	908	91	70-125	
trans-1,2-Dichloroethene	ug/kg	1000	1000	100	68-125	

REPORT OF LABORATORY ANALYSIS

This report shall not be reproduced, except in full,
without the written consent of Pace Analytical Services, Inc..

Pace Analytical Services, Inc.
1700 Elm Street - Suite 200
Minneapolis, MN 55414
(612)607-1700

QUALITY CONTROL DATA

Project: 60317420 St.Louis Park Inc
Pace Project No.: 10264939

LABORATORY CONTROL SAMPLE: 1671720

Parameter	Units	Spike Conc.	LCS Result	LCS % Rec	% Rec Limits	Qualifiers
trans-1,3-Dichloropropene	ug/kg	1000	938	94	70-125	
Trichloroethene	ug/kg	1000	966	97	71-125	
Trichlorofluoromethane	ug/kg	1000	992	99	62-132	
Vinyl chloride	ug/kg	1000	922	92	55-125	
Xylene (Total)	ug/kg	3000	2800	93	74-125	
1,2-Dichloroethane-d4 (S)	%.			100	74-125	
4-Bromofluorobenzene (S)	%.			95	75-125	
Toluene-d8 (S)	%.			99	75-125	

MATRIX SPIKE SAMPLE: 1671721

Parameter	Units	10265553001 Result	Spike Conc.	MS Result	MS % Rec	% Rec Limits	Qualifiers
1,1,1,2-Tetrachloroethane	ug/kg	ND	1040	1250	120	63-140	
1,1,1-Trichloroethane	ug/kg	ND	1040	1160	112	54-149	
1,1,2,2-Tetrachloroethane	ug/kg	ND	1040	1110	106	46-150	
1,1,2-Trichloroethane	ug/kg	ND	1040	1210	116	62-141	
1,1,2-Trichlorotrifluoroethane	ug/kg	ND	1040	1090	104	65-150	
1,1-Dichloroethane	ug/kg	ND	1040	1190	114	57-145	
1,1-Dichloroethene	ug/kg	ND	1040	1120	108	58-137	
1,1-Dichloropropene	ug/kg	ND	1040	1160	111	61-141	
1,2,3-Trichlorobenzene	ug/kg	ND	1040	1250	120	62-147	
1,2,3-Trichloropropane	ug/kg	ND	1040	1180	113	65-141	
1,2,4-Trichlorobenzene	ug/kg	ND	1040	1180	113	64-147	
1,2,4-Trimethylbenzene	ug/kg	ND	1040	1150	111	59-144	
1,2-Dibromo-3-chloropropane	ug/kg	ND	2600	2860	110	56-147	
1,2-Dibromoethane (EDB)	ug/kg	ND	1040	1170	112	66-135	
1,2-Dichlorobenzene	ug/kg	ND	1040	1150	111	63-143	
1,2-Dichloroethane	ug/kg	ND	1040	1120	108	57-145	
1,2-Dichloropropane	ug/kg	ND	1040	1150	110	62-139	
1,3,5-Trimethylbenzene	ug/kg	ND	1040	1110	106	60-144	
1,3-Dichlorobenzene	ug/kg	ND	1040	1160	112	61-146	
1,3-Dichloropropane	ug/kg	ND	1040	1170	112	63-138	
1,4-Dichlorobenzene	ug/kg	ND	1040	1120	108	60-145	
2,2-Dichloropropane	ug/kg	ND	1040	1160	111	54-143	
2-Butanone (MEK)	ug/kg	ND	5200	5940	114	45-150	
2-Chlorotoluene	ug/kg	ND	1040	1080	104	62-140	
4-Chlorotoluene	ug/kg	ND	1040	1090	105	60-143	
4-Methyl-2-pentanone (MIBK)	ug/kg	ND	5200	5770	111	58-146	
Acetone	ug/kg	ND	5200	5800	111	30-150	
Allyl chloride	ug/kg	ND	1040	1190	114	55-142	
Benzene	ug/kg	ND	1040	1160	111	61-134	
Bromobenzene	ug/kg	ND	1040	1110	107	64-143	
Bromochloromethane	ug/kg	ND	1040	1230	119	62-141	
Bromodichloromethane	ug/kg	ND	1040	1170	113	57-146	
Bromoform	ug/kg	ND	1040	1230	118	60-136	
Bromomethane	ug/kg	ND	1040	1250	120	54-141	
Carbon tetrachloride	ug/kg	ND	1040	1240	119	50-150	

REPORT OF LABORATORY ANALYSIS

This report shall not be reproduced, except in full,
without the written consent of Pace Analytical Services, Inc..

Pace Analytical Services, Inc.
1700 Elm Street - Suite 200
Minneapolis, MN 55414
(612)607-1700

QUALITY CONTROL DATA

Project: 60317420 St.Louis Park Inc
Pace Project No.: 10264939

MATRIX SPIKE SAMPLE: 1671721

Parameter	Units	10265553001 Result	Spike Conc.	MS Result	MS % Rec	% Rec Limits	Qualifiers
Chlorobenzene	ug/kg	ND	1040	1110	107	67-135	
Chloroethane	ug/kg	ND	1040	1190	115	46-150	
Chloroform	ug/kg	ND	1040	1190	115	60-141	
Chloromethane	ug/kg	ND	1040	1050	101	46-133	
cis-1,2-Dichloroethene	ug/kg	ND	1040	1250	120	64-138	
cis-1,3-Dichloropropene	ug/kg	ND	1040	1180	114	64-138	
Dibromochloromethane	ug/kg	ND	1040	1250	120	56-145	
Dibromomethane	ug/kg	ND	1040	1230	118	62-138	
Dichlorodifluoromethane	ug/kg	ND	1040	880	84	30-136	
Dichlorofluoromethane	ug/kg	ND	1040	1050	101	47-150	
Diethyl ether (Ethyl ether)	ug/kg	ND	1040	1200	115	59-137	
Ethylbenzene	ug/kg	ND	1040	1100	106	63-135	
Hexachloro-1,3-butadiene	ug/kg	ND	1040	1340	129	65-150	
Isopropylbenzene (Cumene)	ug/kg	ND	1040	1160	111	65-137	
Methyl-tert-butyl ether	ug/kg	ND	1040	1230	118	56-143	
Methylene Chloride	ug/kg	ND	1040	1170	113	62-133	
n-Butylbenzene	ug/kg	ND	1040	1160	111	58-148	
n-Propylbenzene	ug/kg	ND	1040	1080	103	60-142	
Naphthalene	ug/kg	ND	1040	1210	114	61-146	
p-Isopropyltoluene	ug/kg	ND	1040	1160	112	61-145	
sec-Butylbenzene	ug/kg	ND	1040	1130	108	57-147	
Styrene	ug/kg	ND	1040	1180	114	67-137	
tert-Butylbenzene	ug/kg	ND	1040	1110	106	57-149	
Tetrachloroethene	ug/kg	ND	1040	1220	117	66-138	
Tetrahydrofuran	ug/kg	ND	10400	12500	120	53-145	
Toluene	ug/kg	ND	1040	1120	108	67-132	
trans-1,2-Dichloroethene	ug/kg	ND	1040	1170	112	61-136	
trans-1,3-Dichloropropene	ug/kg	ND	1040	1140	109	60-140	
Trichloroethene	ug/kg	ND	1040	1220	117	58-150	
Trichlorofluoromethane	ug/kg	ND	1040	1270	122	53-150	
Vinyl chloride	ug/kg	ND	1040	1040	100	45-139	
Xylene (Total)	ug/kg	ND	3120	3450	110	66-136	
1,2-Dichloroethane-d4 (S)	%.				99	74-125	
4-Bromofluorobenzene (S)	%.				95	75-125	
Toluene-d8 (S)	%.				98	75-125	

SAMPLE DUPLICATE: 1671722

Parameter	Units	10265553003 Result	Dup Result	RPD	Max RPD	Qualifiers
1,1,1,2-Tetrachloroethane	ug/kg	ND	ND		30	
1,1,1-Trichloroethane	ug/kg	ND	ND		30	
1,1,2,2-Tetrachloroethane	ug/kg	ND	ND		30	
1,1,2-Trichloroethane	ug/kg	ND	ND		30	
1,1,2-Trichlorotrifluoroethane	ug/kg	ND	ND		30	
1,1-Dichloroethane	ug/kg	ND	ND		30	
1,1-Dichloroethene	ug/kg	ND	ND		30	
1,1-Dichloropropene	ug/kg	ND	ND		30	

REPORT OF LABORATORY ANALYSIS

This report shall not be reproduced, except in full,
without the written consent of Pace Analytical Services, Inc..

Pace Analytical Services, Inc.
1700 Elm Street - Suite 200
Minneapolis, MN 55414
(612)607-1700

QUALITY CONTROL DATA

Project: 60317420 St.Louis Park Inc
Pace Project No.: 10264939

SAMPLE DUPLICATE: 1671722

Parameter	Units	10265553003 Result	Dup Result	RPD	Max RPD	Qualifiers
1,2,3-Trichlorobenzene	ug/kg	ND	ND		30	
1,2,3-Trichloropropane	ug/kg	ND	ND		30	
1,2,4-Trichlorobenzene	ug/kg	ND	ND		30	
1,2,4-Trimethylbenzene	ug/kg	ND	ND		30	
1,2-Dibromo-3-chloropropane	ug/kg	ND	ND		30	
1,2-Dibromoethane (EDB)	ug/kg	ND	ND		30	
1,2-Dichlorobenzene	ug/kg	ND	ND		30	
1,2-Dichloroethane	ug/kg	ND	ND		30	
1,2-Dichloropropane	ug/kg	ND	ND		30	
1,3,5-Trimethylbenzene	ug/kg	ND	ND		30	
1,3-Dichlorobenzene	ug/kg	ND	ND		30	
1,3-Dichloropropane	ug/kg	ND	ND		30	
1,4-Dichlorobenzene	ug/kg	ND	ND		30	
2,2-Dichloropropane	ug/kg	ND	ND		30	
2-Butanone (MEK)	ug/kg	ND	ND		30	
2-Chlorotoluene	ug/kg	ND	ND		30	
4-Chlorotoluene	ug/kg	ND	ND		30	
4-Methyl-2-pentanone (MIBK)	ug/kg	ND	ND		30	
Acetone	ug/kg	ND	ND		30	
Allyl chloride	ug/kg	ND	ND		30	
Benzene	ug/kg	ND	ND		30	
Bromobenzene	ug/kg	ND	ND		30	
Bromochloromethane	ug/kg	ND	ND		30	
Bromodichloromethane	ug/kg	ND	ND		30	
Bromoform	ug/kg	ND	ND		30	
Bromomethane	ug/kg	ND	ND		30	
Carbon tetrachloride	ug/kg	ND	ND		30	
Chlorobenzene	ug/kg	ND	ND		30	
Chloroethane	ug/kg	ND	ND		30	
Chloroform	ug/kg	ND	ND		30	
Chloromethane	ug/kg	ND	ND		30	
cis-1,2-Dichloroethene	ug/kg	ND	ND		30	
cis-1,3-Dichloropropene	ug/kg	ND	ND		30	
Dibromochloromethane	ug/kg	ND	ND		30	
Dibromomethane	ug/kg	ND	ND		30	
Dichlorodifluoromethane	ug/kg	ND	ND		30	
Dichlorofluoromethane	ug/kg	ND	ND		30	
Diethyl ether (Ethyl ether)	ug/kg	ND	ND		30	
Ethylbenzene	ug/kg	ND	ND		30	
Hexachloro-1,3-butadiene	ug/kg	ND	ND		30	
Isopropylbenzene (Cumene)	ug/kg	ND	ND		30	
Methyl-tert-butyl ether	ug/kg	ND	ND		30	
Methylene Chloride	ug/kg	ND	ND		30	
n-Butylbenzene	ug/kg	ND	ND		30	
n-Propylbenzene	ug/kg	ND	ND		30	
Naphthalene	ug/kg	ND	ND		30	
p-Isopropyltoluene	ug/kg	ND	ND		30	
sec-Butylbenzene	ug/kg	ND	ND		30	

REPORT OF LABORATORY ANALYSIS

This report shall not be reproduced, except in full,
without the written consent of Pace Analytical Services, Inc..

Pace Analytical Services, Inc.
1700 Elm Street - Suite 200
Minneapolis, MN 55414
(612)607-1700

QUALITY CONTROL DATA

Project: 60317420 St.Louis Park Inc
Pace Project No.: 10264939

SAMPLE DUPLICATE: 1671722

Parameter	Units	10265553003 Result	Dup Result	RPD	Max RPD	Qualifiers
Styrene	ug/kg	ND	ND		30	
tert-Butylbenzene	ug/kg	ND	ND		30	
Tetrachloroethene	ug/kg	ND	ND		30	
Tetrahydrofuran	ug/kg	ND	ND		30	
Toluene	ug/kg	ND	ND		30	
trans-1,2-Dichloroethene	ug/kg	ND	ND		30	
trans-1,3-Dichloropropene	ug/kg	ND	ND		30	
Trichloroethene	ug/kg	ND	ND		30	
Trichlorofluoromethane	ug/kg	ND	ND		30	
Vinyl chloride	ug/kg	ND	ND		30	
Xylene (Total)	ug/kg	ND	ND		30	
1,2-Dichloroethane-d4 (S)	%.	108	108	.7		
4-Bromofluorobenzene (S)	%.	100	102	3		
Toluene-d8 (S)	%.	101	101	.2		

REPORT OF LABORATORY ANALYSIS

This report shall not be reproduced, except in full,
without the written consent of Pace Analytical Services, Inc..

Pace Analytical Services, Inc.
1700 Elm Street - Suite 200
Minneapolis, MN 55414
(612)607-1700

QUALITY CONTROL DATA

Project: 60317420 St.Louis Park Inc
Pace Project No.: 10264939

QC Batch: MSV/26943 Analysis Method: EPA 8260
QC Batch Method: EPA 8260 Analysis Description: 8260 MSV TCLP
Associated Lab Samples: 10264939023

METHOD BLANK: 1668028 Matrix: Water
Associated Lab Samples: 10264939023

Parameter	Units	Blank Result	Reporting Limit	Analyzed	Qualifiers
1,1-Dichloroethene	ug/L	ND	50.0	04/30/14 23:01	
1,2-Dichloroethane	ug/L	ND	50.0	04/30/14 23:01	
1,4-Dichlorobenzene	ug/L	ND	50.0	04/30/14 23:01	
2-Butanone (MEK)	ug/L	ND	200	04/30/14 23:01	
Benzene	ug/L	ND	50.0	04/30/14 23:01	
Carbon tetrachloride	ug/L	ND	200	04/30/14 23:01	
Chlorobenzene	ug/L	ND	50.0	04/30/14 23:01	
Chloroform	ug/L	ND	50.0	04/30/14 23:01	
Tetrachloroethene	ug/L	ND	50.0	04/30/14 23:01	
Trichloroethene	ug/L	ND	50.0	04/30/14 23:01	
Vinyl chloride	ug/L	ND	20.0	04/30/14 23:01	
1,2-Dichloroethane-d4 (S)	%.	96	75-125	04/30/14 23:01	
4-Bromofluorobenzene (S)	%.	98	75-125	04/30/14 23:01	
Toluene-d8 (S)	%.	106	75-125	04/30/14 23:01	

LABORATORY CONTROL SAMPLE: 1668029

Parameter	Units	Spike Conc.	LCS Result	LCS % Rec	% Rec Limits	Qualifiers
1,1-Dichloroethene	ug/L	500	469	94	65-132	
1,2-Dichloroethane	ug/L	500	430	86	72-125	
1,4-Dichlorobenzene	ug/L	500	511	102	75-125	
2-Butanone (MEK)	ug/L	2500	2110	84	66-128	
Benzene	ug/L	500	440	88	73-125	
Carbon tetrachloride	ug/L	500	463	93	67-134	
Chlorobenzene	ug/L	500	491	98	75-125	
Chloroform	ug/L	500	448	90	70-127	
Tetrachloroethene	ug/L	500	502	100	69-128	
Trichloroethene	ug/L	500	468	94	75-125	
Vinyl chloride	ug/L	500	409	82	65-136	
1,2-Dichloroethane-d4 (S)	%.			97	75-125	
4-Bromofluorobenzene (S)	%.			97	75-125	
Toluene-d8 (S)	%.			105	75-125	

MATRIX SPIKE & MATRIX SPIKE DUPLICATE: 1668030 1668031

Parameter	Units	10264221001 Result	MS Spike Conc.	MSD Spike Conc.	MS Result	MSD Result	MS % Rec	MSD % Rec	% Rec Limits	RPD	Max RPD	Qual
1,1-Dichloroethene	ug/L	<50.0	500	500	446	433	89	87	54-139	3	30	
1,2-Dichloroethane	ug/L	<50.0	500	500	458	440	92	88	70-125	4	30	
1,4-Dichlorobenzene	ug/L	<50.0	500	500	523	518	104	103	67-125	1	30	

REPORT OF LABORATORY ANALYSIS

This report shall not be reproduced, except in full,
without the written consent of Pace Analytical Services, Inc..

Pace Analytical Services, Inc.
1700 Elm Street - Suite 200
Minneapolis, MN 55414
(612)607-1700

QUALITY CONTROL DATA

Project: 60317420 St.Louis Park Inc
Pace Project No.: 10264939

MATRIX SPIKE & MATRIX SPIKE DUPLICATE: 1668030 1668031

Parameter	Units	10264221001 Result	MS Spike Conc.	MSD Spike Conc.	MS Result	MSD Result	MS % Rec	MSD % Rec	% Rec Limits	RPD	Max RPD	Qual
2-Butanone (MEK)	ug/L	<200	2500	2500	2360	2280	94	91	65-136	4	30	
Benzene	ug/L	<50.0	500	500	440	423	88	85	66-125	4	30	
Carbon tetrachloride	ug/L	<200	500	500	459	436	92	87	70-139	5	30	
Chlorobenzene	ug/L	<50.0	500	500	495	490	99	98	70-125	1	30	
Chloroform	ug/L	<50.0	500	500	442	429	88	86	66-130	3	30	
Tetrachloroethene	ug/L	<50.0	500	500	490	475	98	95	63-127	3	30	
Trichloroethene	ug/L	<50.0	500	500	467	453	93	91	32-150	3	30	
Vinyl chloride	ug/L	<20.0	500	500	428	404	86	81	62-138	6	30	
1,2-Dichloroethane-d4 (S)	%.						99	99	75-125			
4-Bromofluorobenzene (S)	%.						98	97	75-125			
Toluene-d8 (S)	%.						105	106	75-125			

REPORT OF LABORATORY ANALYSIS

This report shall not be reproduced, except in full,
without the written consent of Pace Analytical Services, Inc..

Pace Analytical Services, Inc.
1700 Elm Street - Suite 200
Minneapolis, MN 55414
(612)607-1700

QUALIFIERS

Project: 60317420 St.Louis Park Inc
Pace Project No.: 10264939

DEFINITIONS

DF - Dilution Factor, if reported, represents the factor applied to the reported data due to changes in sample preparation, dilution of the sample aliquot, or moisture content.

ND - Not Detected at or above adjusted reporting limit.

J - Estimated concentration above the adjusted method detection limit and below the adjusted reporting limit.

MDL - Adjusted Method Detection Limit.

PRL - Pace Reporting Limit.

RL - Reporting Limit.

S - Surrogate

1,2-Diphenylhydrazine (8270 listed analyte) decomposes to Azobenzene.

Consistent with EPA guidelines, unrounded data are displayed and have been used to calculate % recovery and RPD values.

LCS(D) - Laboratory Control Sample (Duplicate)

MS(D) - Matrix Spike (Duplicate)

DUP - Sample Duplicate

RPD - Relative Percent Difference

NC - Not Calculable.

SG - Silica Gel - Clean-Up

U - Indicates the compound was analyzed for, but not detected.

N-Nitrosodiphenylamine decomposes and cannot be separated from Diphenylamine using Method 8270. The result reported for each analyte is a combined concentration.

Pace Analytical is TNI accredited. Contact your Pace PM for the current list of accredited analytes.

TNI - The NELAC Institute.

ANALYTE QUALIFIERS

CH	The continuing calibration for this compound is outside of Pace Analytical acceptance limits. The results may be biased high.
L0	Analyte recovery in the laboratory control sample (LCS) was outside QC limits.
L3	Analyte recovery in the laboratory control sample (LCS) exceeded QC limits. Analyte presence below reporting limits in associated samples. Results unaffected by high bias.
M0	Matrix spike recovery and/or matrix spike duplicate recovery was outside laboratory control limits.
M1	Matrix spike recovery exceeded QC limits. Batch accepted based on laboratory control sample (LCS) recovery.

This report shall not be reproduced, except in full,
without the written consent of Pace Analytical Services, Inc..

Pace Analytical Services, Inc.
1700 Elm Street - Suite 200
Minneapolis, MN 55414
(612)607-1700

QUALITY CONTROL DATA CROSS REFERENCE TABLE

Project: 60317420 St.Louis Park Inc
Pace Project No.: 10264939

Lab ID	Sample ID	QC Batch Method	QC Batch	Analytical Method	Analytical Batch
10264939023	**Waste-5**	EPA 3050	MPRP/45448	EPA 6010C	ICP/19298
10264939023	**Waste-5**	EPA 7471B	MERP/10361	EPA 7471B	MERC/11936
10264939001	**B4-5-N-4**	ASTM D2974	MPRP/45544		
10264939002	**B4-5-S-Y-4**	ASTM D2974	MPRP/45544		
10264939003	**B4-S-N-48**	ASTM D2974	MPRP/45544		
10264939004	**B6-S-N-4**	ASTM D2974	MPRP/45544		
10264939005	**B6-S-N-48**	ASTM D2974	MPRP/45544		
10264939006	**B5-S-N-56**	ASTM D2974	MPRP/45544		
10264939007	**B5-S-N-45**	ASTM D2974	MPRP/45544		
10264939008	**B5-S-N-80**	ASTM D2974	MPRP/45544		
10264939009	**B2-S-N-38**	ASTM D2974	MPRP/45544		
10264939010	**B2-S-N-39**	ASTM D2974	MPRP/45544		
10264939011	**B2-S-N-45**	ASTM D2974	MPRP/45544		
10264939012	**B3-S-N-36**	ASTM D2974	MPRP/45544		
10264939013	**B3-S-N-50**	ASTM D2974	MPRP/45544		
10264939014	**B3-S-N-4**	ASTM D2974	MPRP/45544		
10264939015	**B1-S-N-36**	ASTM D2974	MPRP/45544		
10264939016	**B1-S-N-55**	ASTM D2974	MPRP/45544		
10264939017	**B1-S-N-80**	ASTM D2974	MPRP/45544		
10264939018	**B7-S-N-75**	ASTM D2974	MPRP/45544		
10264939019	**B7-S-Y-75**	ASTM D2974	MPRP/45544		
10264939020	**B7-S-N-34**	ASTM D2974	MPRP/45544		
10264939021	**B7-S-N-4**	ASTM D2974	MPRP/45549		
10264939023	**Waste-5**	ASTM D2974	MPRP/45549		
10264939001	**B4-5-N-4**	EPA 5035/5030B	MSV/26922	EPA 8260	MSV/26923
10264939002	**B4-5-S-Y-4**	EPA 5035/5030B	MSV/26922	EPA 8260	MSV/26923
10264939003	**B4-S-N-48**	EPA 5035/5030B	MSV/26922	EPA 8260	MSV/26923
10264939004	**B6-S-N-4**	EPA 5035/5030B	MSV/26922	EPA 8260	MSV/26923
10264939005	**B6-S-N-48**	EPA 5035/5030B	MSV/26922	EPA 8260	MSV/26923
10264939006	**B5-S-N-56**	EPA 5035/5030B	MSV/26922	EPA 8260	MSV/26923
10264939007	**B5-S-N-45**	EPA 5035/5030B	MSV/26922	EPA 8260	MSV/26923
10264939008	**B5-S-N-80**	EPA 5035/5030B	MSV/26922	EPA 8260	MSV/26923
10264939009	**B2-S-N-38**	EPA 5035/5030B	MSV/26951	EPA 8260	MSV/26952
10264939010	**B2-S-N-39**	EPA 5035/5030B	MSV/26951	EPA 8260	MSV/26952
10264939011	**B2-S-N-45**	EPA 5035/5030B	MSV/26951	EPA 8260	MSV/26952
10264939012	**B3-S-N-36**	EPA 5035/5030B	MSV/26951	EPA 8260	MSV/26952
10264939013	**B3-S-N-50**	EPA 5035/5030B	MSV/26951	EPA 8260	MSV/26952
10264939014	**B3-S-N-4**	EPA 5035/5030B	MSV/26951	EPA 8260	MSV/26952
10264939015	**B1-S-N-36**	EPA 5035/5030B	MSV/26958	EPA 8260	MSV/26959
10264939016	**B1-S-N-55**	EPA 5035/5030B	MSV/26958	EPA 8260	MSV/26959
10264939017	**B1-S-N-80**	EPA 5035/5030B	MSV/26958	EPA 8260	MSV/26959
10264939018	**B7-S-N-75**	EPA 5035/5030B	MSV/26976	EPA 8260	MSV/26977
10264939019	**B7-S-Y-75**	EPA 5035/5030B	MSV/26976	EPA 8260	MSV/26977
10264939020	**B7-S-N-34**	EPA 5035/5030B	MSV/26976	EPA 8260	MSV/26977
10264939021	**B7-S-N-4**	EPA 5035/5030B	MSV/26976	EPA 8260	MSV/26977

REPORT OF LABORATORY ANALYSIS

This report shall not be reproduced, except in full,
without the written consent of Pace Analytical Services, Inc..

Pace Analytical Services, Inc.
1700 Elm Street - Suite 200
Minneapolis, MN 55414
(612)607-1700

QUALITY CONTROL DATA CROSS REFERENCE TABLE

Project: 60317420 St.Louis Park Inc
Pace Project No.: 10264939

Lab ID	Sample ID	QC Batch Method	QC Batch	Analytical Method	Analytical Batch
10264939022	**Trip Blank**	EPA 5035/5030B	MSV/26922	EPA 8260	MSV/26923
10264939023	**Waste-5**	EPA 8260	MSV/26943		

This report shall not be reproduced, except in full,
without the written consent of Pace Analytical Services, Inc..

Pace Analytical®
www.pacelabs.com

CHAIN-OF-CUSTODY / Analytical Request Document

The Chain-of-Custody is a LEGAL DOCUMENT. All relevant fields must be completed accurately.

1128

10264939

Page: 1 of 2

1717372

Section A Required Client Information:

Company:	AECOM
Address:	800 LaSalle Ave. Suite 500
	Minneapolis, MN 55402
Email To:	tony.cryell@aecom.com
Phone: 612-376-2000	Fax:
Requested Due Date/TAT:	4-7

Section B Required Project Information:

Report To:	Tony Cryell
Copy To:	
Purchase Order No.:	
Project Name:	St. Louis Park Inv.
Project Number:	60317432

Section C Invoice Information:

Attention:	
Company Name:	
Address:	
Pace Quote Reference:	
Pace Project Manager:	
Pace Profile #:	

REGULATORY AGENCY

☐ NPDES ☐ GROUND WATER ☐ DRINKING WATER
☐ UST ☐ RCRA ☐ OTHER _____

Site Location STATE: MN

Section D Required Client Information

SAMPLE ID (A-Z, 0-9 / ,-) Sample IDs MUST BE UNIQUE

Matrix Codes MATRIX / CODE

Drinking Water	DW
Water	WT
Waste Water	WW
Product	P
Soil/Solid	SL
Oil	OL
Wipe	WP
Air	AR
Tissue	TS
Other	OT

Requested Analysis Filtered (Y/N)

ITEM #	SAMPLE ID	MATRIX CODE (see valid codes to left)	SAMPLE TYPE (G=GRAB C=COMP)	COLLECTED COMPOSITE START DATE	COLLECTED COMPOSITE START TIME	COLLECTED COMPOSITE END/GRAB DATE	COLLECTED COMPOSITE END/GRAB TIME	SAMPLE TEMP AT COLLECTION	# OF CONTAINERS	Preservatives: Unpreserved	H_2SO_4	HNO_3	HCl	NaOH	$Na_2S_2O_3$	Methanol	Other	Analysis Test Y/N	VOC 8260	Moisture D2216	Residual Chlorine (Y/N)	Pace Project No./ Lab I.D.
1	B4-5-N-4				0944	4/16/14	0945		3	1						2			X	X		
2	B4-5-N-4						0955															
3	B4-5-N-48						1015															
4	B6-5-N-4						1315															
5	B6-5-N-48						1320															
6	B5-5-N-56					4/17/14	1145															
7	B5-5-N-45						1200															
8	B5-5-N-80						1515															
9	B2-5-N-38					4/21/14	1000															
10	B2-5-N-39						1010															
11	B2-5-N-45						1020															
12	B3-5-N-36						1200															

ADDITIONAL COMMENTS	RELINQUISHED BY / AFFILIATION	DATE	TIME	ACCEPTED BY / AFFILIATION	DATE	TIME
	Ben Klaus / AECOM	4/25/14		PACE	4/25/14	1200

SAMPLE CONDITIONS			
Temp in °C	Received on Ice (Y/N)	Custody Sealed Cooler (Y/N)	Samples Intact (Y/N)
1-8	Y	N	Y

SAMPLER NAME AND SIGNATURE

PRINT Name of SAMPLER: Ben Klaus

SIGNATURE of SAMPLER: [signature] DATE Signed (MM/DD/YY): 4-25-14

ORIGINAL

*Important Note: By signing this form you are accepting Pace's NET 30 day payment terms and agreeing to late charges of 1.5% per month for any invoices not paid within 30 days.

Pace Analytical®
www.pacelabs.com

CHAIN-OF-CUSTODY / Analytical Request Document

The Chain-of-Custody is a LEGAL DOCUMENT. All relevant fields must be completed accurately.

Page: 2 of 2

1741838

Section A Required Client Information:

Company: AECOM
Address: 800 La Salle Ave. Suite 500
Minneapolis, MN 55402
Email To: tony.coryell@aecom.com
Phone: 612-376-2000 Fax:
Requested Due Date/TAT: Std.

Section B Required Project Information:

Report To: Tony Coryell
Copy To:
Purchase Order No.:
Project Name: St. Louis Park Inv.
Project Number: 60317420

Section C Invoice Information:

Attention: same
Company Name:
Address:
Pace Quote Reference:
Pace Project Manager: Carol Davy
Pace Profile #:

REGULATORY AGENCY

☐ NPDES ☐ GROUND WATER ☐ DRINKING WATER
☐ UST ☐ RCRA ☐ OTHER

Site Location STATE: MN

Section D Required Client Information

Matrix Codes MATRIX / CODE: Drinking Water DW, Water WT, Waste Water WW, Product P, Soil/Solid SL, Oil OL, Wipe WP, Air AR, Tissue TS, Other OT

SAMPLE ID (A-Z, 0-9 / ,-) Sample IDs MUST BE UNIQUE

Requested Analysis Filtered (Y/N)

ITEM #	SAMPLE ID	MATRIX CODE (see valid codes to left)	SAMPLE TYPE (G=GRAB C=COMP)	COLLECTED COMPOSITE START DATE	COLLECTED COMPOSITE START TIME	COLLECTED COMPOSITE END/GRAB DATE	COLLECTED COMPOSITE END/GRAB TIME	SAMPLE TEMP AT COLLECTION	# OF CONTAINERS	Preservatives: Unpreserved	H_2SO_4	HNO_3	HCl	NaOH	$Na_2S_2O_3$	Methanol	Other	Analysis Test (Y/N)	VOC 8260	Moisture D2216	RCRA metals	RCRA metals	hg 6010/7470	TCLP Volatile	hg 8260	Residual Chlorine (Y/N)	Pace Project No./ Lab I.D.
1	B3-S-N-50	SL				4-21-14	1210		3	1						2			X	X							013
2	B3-S-N-4						1230																				014
3	B1-S-N-36					4-22-14	1400																				015
4	B1-S-N-55						1600																				016
5	B1-S-N-80						1615																				017
6	B7-S-N-75					4-24-14	1215																				018
7	B7-S-Y-75						1230																				019
8	B7-S-N-34						1235																				020
9	B7-S-N-4						1245												X	X							021
10	Trip Blank					4-16-14	0800		1							1			X								022
11	Waste-S	SL				4-25-14	0855		3	3											X	X		X			023
12																											

ADDITIONAL COMMENTS	RELINQUISHED BY / AFFILIATION	DATE	TIME	ACCEPTED BY / AFFILIATION	DATE	TIME	SAMPLE CONDITIONS: Temp in °C	Received on Ice (Y/N)	Custody Sealed Cooler (Y/N)	Samples Intact (Y/N)
	Ben Klaus/AECOM	4-25-14		By TLT/PACE	4-25-14	1200	1.8	Y	N	Y

ORIGINAL

SAMPLER NAME AND SIGNATURE

PRINT Name of SAMPLER: Ben Klaus

SIGNATURE of SAMPLER: [signature]

DATE Signed (MM/DD/YY): 4-25-14

*Important Note: By signing this form you are accepting Pace's NET 30 day payment terms and agreeing to late charges of 1.5% per month for any invoices not paid within 30 days.

Pace Analytical	Document Name: Sample Condition Upon Receipt Form	Document Revised: 28Feb2014 Page 1 of 1
	Document No.: F-MN-L-213-rev.09	Issuing Authority: Pace Minnesota Quality Office

Sample Condition Upon Receipt **Client Name:** Arcadis **Project #:** WO# : 10264939

10264939

Courier: ☐ Fed Ex ☐ UPS ☐ USPS ☒ Client ☐ Commercial ☐ Pace ☐ SpeeDee ☐ Other:

Tracking Number:

Custody Seal on Cooler/Box Present? ☐ Yes ☒ No **Seals Intact?** ☐ Yes ☒ No **Optional:** Proj. Due Date: Proj. Name:

Packing Material: ☒ Bubble Wrap ☒ Bubble Bags ☐ None ☐ Other: **Temp Blank?** ☒ Yes ☐ No

Thermom. Used: ☐ B88A9130516413 ☐ B88A912167504 ☒ B88A9132521491 **Type of Ice:** ☒ Wet ☐ Blue ☐ None ☐ Samples on ice, cooling process has begun

Cooler Temp Read (°C): 1.8°c **Cooler Temp Corrected (°C):** 1.8°c **Biological Tissue Frozen?** ☐ Yes ☒ No ☒ N/A

Temp should be above freezing to 6°C **Correction Factor:** None **Date and Initials of Person Examining Contents:** SO 4-25-14

				Comments:
Chain of Custody Present?	☒ Yes	☐ No	☐ N/A	1.
Chain of Custody Filled Out?	☒ Yes	☐ No	☐ N/A	2.
Chain of Custody Relinquished?	☒ Yes	☐ No	☐ N/A	3.
Sampler Name and/or Signature on COC?	☒ Yes	☐ No	☐ N/A	4.
Samples Arrived within Hold Time?	☒ Yes	☐ No	☐ N/A	5.
Short Hold Time Analysis (<72 hr)?	☐ Yes	☒ No	☐ N/A	6.
Rush Turn Around Time Requested?	☐ Yes	☒ No	☐ N/A	7.
Sufficient Volume?	☒ Yes	☐ No	☐ N/A	8.
Correct Containers Used?	☒ Yes	☐ No	☐ N/A	9.
-Pace Containers Used?	☒ Yes	☐ No	☐ N/A	
Containers Intact?	☒ Yes	☐ No	☐ N/A	10.
Filtered Volume Received for Dissolved Tests?	☐ Yes	☐ No	☒ N/A	11.
Sample Labels Match COC?	☒ Yes	☐ No	☐ N/A	12.
-Includes Date/Time/ID/Analysis Matrix: SL				
All containers needing acid/base preservation have been checked?	☐ Yes	☐ No	☒ N/A	13. ☐ HNO_3 ☐ H_2SO_4 ☐ NaOH ☐ HCl
All containers needing preservation are found to be in compliance with EPA recommendation? (HNO_3, H_2SO_4, HCl<2; NaOH >9 Sulfide, NaOH>12 Cyanide)	☐ Yes	☐ No	☒ N/A	Sample #
Exceptions: VOA, Coliform, TOC, Oil and Grease, DRO/8015 (water) DOC	☐ Yes	☒ No		Initial when completed: Lot # of added preservative:
Headspace in VOA Vials (>6mm)?	☐ Yes	☐ No	☒ N/A	14.
Trip Blank Present?	☒ Yes	☐ No	☐ N/A	15.
Trip Blank Custody Seals Present?	☒ Yes	☐ No	☐ N/A	
Pace Trip Blank Lot # (if purchased): 0210 14-3				

CLIENT NOTIFICATION/RESOLUTION **Field Data Required?** ☐ Yes ☐ No

Person Contacted: Date/Time:

Comments/Resolution:

Project Manager Review: CAW **Date:** 4-28-14

Note: Whenever there is a discrepancy affecting North Carolina compliance samples, a copy of this form will be sent to the North Carolina DEHNR Certification Office (i.e out of hold, incorrect preservative, out of temp, incorrect containers)

Pace Analytical Services, Inc.
1700 Elm Street - Suite 200
Minneapolis, MN 55414
(612)607-1700

May 27, 2014

Tony Coryell
AECOM
800 LaSalle Avenue
Minneapolis, MN 55402

RE: Project: 60317420 St. Louis Park Inv.
Pace Project No.: 10266735

Dear Tony Coryell:
Enclosed are the analytical results for sample(s) received by the laboratory on May 12, 2014. The results relate only to the samples included in this report. Results reported herein conform to the most current TNI standards and the laboratory's Quality Assurance Manual, where applicable, unless otherwise noted in the body of the report.

If you have any questions concerning this report, please feel free to contact me.

Sincerely,

Carol Davy
carol.davy@pacelabs.com
Project Manager

Enclosures

This report shall not be reproduced, except in full,
without the written consent of Pace Analytical Services, Inc..

Pace Analytical Services, Inc.
1700 Elm Street - Suite 200
Minneapolis, MN 55414
(612)607-1700

CERTIFICATIONS

Project: 60317420 St. Louis Park Inv.
Pace Project No.: 10266735

Minnesota Certification IDs

1700 Elm Street SE Suite 200, Minneapolis, MN 55414
A2LA Certification #: 2926.01
Alabama Certification #40770
Alabama Certification #40770
Alaska Certification #: UST-078
Alaska Certification #MN00064
Arizona Certification #: AZ-0014
Arkansas Certification #: 88-0680
California Certification #: 01155CA
Colorado Certification #Pace
Connecticut Certification #: PH-0256
EPA Region 8 Certification #: 8TMS-L
Florida/NELAP Certification #: E87605
Guam Certification #: Pace
Georgia Certification #: 959
Idaho Certification #: MN00064
Hawaii Certification #MN00064
Illinois Certification #: 200011
Indiana Certification#C-MN-01
Iowa Certification #: 368
Kansas Certification #: E-10167
Kentucky Dept of Envi. Protection - DW #90062
Kentucky Dept of Envi. Protection - WW #:90062
Louisiana DEQ Certification #: 3086
Louisiana DHH #: LA140001
Maine Certification #: 2013011
Maryland Certification #: 322
Michigan DEPH Certification #: 9909
Minnesota Certification #: 027-053-137
Mississippi Certification #: Pace
Montana Certification #: MT0092
Nebraska Certification #: Pace
New Jersey Certification #: MN-002
New Jersey Certification #: MN-002
New York Certification #: 11647
North Carolina Certification #: 530
North Carolina State Public Health #: 27700
North Dakota Certification #: R-036
Ohio EPA #: 4150
Ohio VAP Certification #: CL101
Oklahoma Certification #: 9507
Oregon Certification #: MN200001
Oregon Certification #: MN300001
Pennsylvania Certification #: 68-00563
Puerto Rico Certification
Saipan (CNMI) #:MP0003
South Carolina #:74003001
Texas Certification #: T104704192
Tennessee Certification #: 02818
Utah Certification #: MN000642013-4
Virginia DGS Certification #: 251
Virginia/VELAP Certification #: Pace
Washington Certification #: C486
Wisconsin Certification #: 999407970
West Virginia Certification #: 382
West Virginia TO-15 Approval
West Virginia DHHR #:9952C

This report shall not be reproduced, except in full,
without the written consent of Pace Analytical Services, Inc..

Pace Analytical Services, Inc.
1700 Elm Street - Suite 200
Minneapolis, MN 55414
(612)607-1700

SAMPLE SUMMARY

Project: 60317420 St. Louis Park Inv.
Pace Project No.: 10266735

Lab ID	Sample ID	Matrix	Date Collected	Date Received
10266735001	**VP-511 (resample)**	Air	05/06/14 17:15	05/12/14 08:40
10266735002	**Used Can#2390**	Air		05/12/14 08:40

REPORT OF LABORATORY ANALYSIS

This report shall not be reproduced, except in full,
without the written consent of Pace Analytical Services, Inc..

Pace Analytical Services, Inc.
1700 Elm Street - Suite 200
Minneapolis, MN 55414
(612)607-1700

SAMPLE ANALYTE COUNT

Project: 60317420 St. Louis Park Inv.
Pace Project No.: 10266735

Lab ID	Sample ID	Method	Analysts	Analytes Reported
10266735001	**VP-511 (resample)**	TO-15	DR1	61

REPORT OF LABORATORY ANALYSIS

This report shall not be reproduced, except in full,
without the written consent of Pace Analytical Services, Inc..

Pace Analytical Services, Inc.
1700 Elm Street - Suite 200
Minneapolis, MN 55414
(612)607-1700

PROJECT NARRATIVE

Project: 60317420 St. Louis Park Inv.
Pace Project No.: 10266735

Method: **TO-15**
Description: TO15 MSV AIR
Client: AECOM
Date: May 27, 2014

General Information:
1 sample was analyzed for TO-15. All samples were received in acceptable condition with any exceptions noted below.

Hold Time:
The samples were analyzed within the method required hold times with any exceptions noted below.

Initial Calibrations (including MS Tune as applicable):
All criteria were within method requirements with any exceptions noted below.

Continuing Calibration:
All criteria were within method requirements with any exceptions noted below.

Internal Standards:
All internal standards were within QC limits with any exceptions noted below.

Surrogates:
All surrogates were within QC limits with any exceptions noted below.

Method Blank:
All analytes were below the report limit in the method blank, where applicable, with any exceptions noted below.

Laboratory Control Spike:
All laboratory control spike compounds were within QC limits with any exceptions noted below.

Matrix Spikes:
All percent recoveries and relative percent differences (RPDs) were within acceptance criteria with any exceptions noted below.

Duplicate Sample:
All duplicate sample results were within method acceptance criteria with any exceptions noted below.

Additional Comments:

Sample Comments:

K2: The Total Hydrocarbon (THC) pattern occured in the second half of the chromatogram (after toluene).
- VP-511 (resample) (Lab ID: 10266735001)

This data package has been reviewed for quality and completeness and is approved for release.

This report shall not be reproduced, except in full,
without the written consent of Pace Analytical Services, Inc..

Pace Analytical Services, Inc.
1700 Elm Street - Suite 200
Minneapolis, MN 55414
(612)607-1700

ANALYTICAL RESULTS

Project: 60317420 St. Louis Park Inv.
Pace Project No.: 10266735

Sample: VP-511 (resample) **Lab ID: 10266735001** Collected: 05/06/14 17:15 Received: 05/12/14 08:40 Matrix: Air

Parameters	Results	Units	Report Limit	MDL	DF	Prepared	Analyzed	CAS No.	Qual
TO15 MSV AIR	Analytical Method: TO-15								
Acetone	**21.2**	ug/m3	3.2	1.6	1.34		05/19/14 09:16	67-64-1	
Benzene	**15.7**	ug/m3	0.44	0.16	1.34		05/19/14 09:16	71-43-2	
Benzyl chloride	ND	ug/m3	3.5	0.70	1.34		05/19/14 09:16	100-44-7	
Bromodichloromethane	ND	ug/m3	1.8	0.24	1.34		05/19/14 09:16	75-27-4	
Bromoform	ND	ug/m3	2.8	0.43	1.34		05/19/14 09:16	75-25-2	
Bromomethane	ND	ug/m3	1.1	0.36	1.34		05/19/14 09:16	74-83-9	
1,3-Butadiene	ND	ug/m3	0.60	0.11	1.34		05/19/14 09:16	106-99-0	
2-Butanone (MEK)	**5.4**	ug/m3	0.80	0.37	1.34		05/19/14 09:16	78-93-3	
Carbon disulfide	**5.3**	ug/m3	0.84	0.096	1.34		05/19/14 09:16	75-15-0	
Carbon tetrachloride	ND	ug/m3	0.86	0.43	1.34		05/19/14 09:16	56-23-5	
Chlorobenzene	ND	ug/m3	1.3	0.14	1.34		05/19/14 09:16	108-90-7	
Chloroethane	ND	ug/m3	0.72	0.36	1.34		05/19/14 09:16	75-00-3	
Chloroform	ND	ug/m3	1.3	0.24	1.34		05/19/14 09:16	67-66-3	
Chloromethane	ND	ug/m3	0.56	0.26	1.34		05/19/14 09:16	74-87-3	
Cyclohexane	ND	ug/m3	0.94	0.17	1.34		05/19/14 09:16	110-82-7	
Dibromochloromethane	ND	ug/m3	2.3	1.2	1.34		05/19/14 09:16	124-48-1	
1,2-Dibromoethane (EDB)	ND	ug/m3	2.1	0.31	1.34		05/19/14 09:16	106-93-4	
1,2-Dichlorobenzene	ND	ug/m3	1.6	0.19	1.34		05/19/14 09:16	95-50-1	
1,3-Dichlorobenzene	ND	ug/m3	1.6	0.31	1.34		05/19/14 09:16	541-73-1	
1,4-Dichlorobenzene	ND	ug/m3	1.6	0.27	1.34		05/19/14 09:16	106-46-7	
Dichlorodifluoromethane	**1.7**	ug/m3	1.4	0.15	1.34		05/19/14 09:16	75-71-8	
1,1-Dichloroethane	ND	ug/m3	1.1	0.19	1.34		05/19/14 09:16	75-34-3	
1,2-Dichloroethane	ND	ug/m3	0.55	0.16	1.34		05/19/14 09:16	107-06-2	
1,1-Dichloroethene	ND	ug/m3	1.1	0.14	1.34		05/19/14 09:16	75-35-4	
cis-1,2-Dichloroethene	ND	ug/m3	1.1	0.26	1.34		05/19/14 09:16	156-59-2	
trans-1,2-Dichloroethene	ND	ug/m3	1.1	0.22	1.34		05/19/14 09:16	156-60-5	
1,2-Dichloropropane	ND	ug/m3	1.3	0.20	1.34		05/19/14 09:16	78-87-5	
cis-1,3-Dichloropropene	ND	ug/m3	1.2	0.18	1.34		05/19/14 09:16	10061-01-5	
trans-1,3-Dichloropropene	ND	ug/m3	1.2	0.20	1.34		05/19/14 09:16	10061-02-6	
Dichlorotetrafluoroethane	ND	ug/m3	1.9	0.33	1.34		05/19/14 09:16	76-14-2	
Ethanol	**6.5**	ug/m3	1.3	0.42	1.34		05/19/14 09:16	64-17-5	
Ethyl acetate	ND	ug/m3	0.98	0.17	1.34		05/19/14 09:16	141-78-6	
Ethylbenzene	**24.7**	ug/m3	1.2	0.24	1.34		05/19/14 09:16	100-41-4	
4-Ethyltoluene	**13.2**	ug/m3	1.3	0.23	1.34		05/19/14 09:16	622-96-8	
n-Heptane	**8.7**	ug/m3	1.1	0.22	1.34		05/19/14 09:16	142-82-5	
Hexachloro-1,3-butadiene	ND	ug/m3	2.9	0.55	1.34		05/19/14 09:16	87-68-3	
n-Hexane	**5.6**	ug/m3	0.96	0.14	1.34		05/19/14 09:16	110-54-3	
2-Hexanone	ND	ug/m3	1.1	0.29	1.34		05/19/14 09:16	591-78-6	
Methylene Chloride	ND	ug/m3	4.7	0.31	1.34		05/19/14 09:16	75-09-2	
4-Methyl-2-pentanone (MIBK)	ND	ug/m3	1.1	0.23	1.34		05/19/14 09:16	108-10-1	
Methyl-tert-butyl ether	ND	ug/m3	0.98	0.12	1.34		05/19/14 09:16	1634-04-4	
Naphthalene	**4.3**	ug/m3	3.6	0.35	1.34		05/19/14 09:16	91-20-3	
2-Propanol	**6.1**	ug/m3	1.7	0.12	1.34		05/19/14 09:16	67-63-0	
Propylene	ND	ug/m3	0.47	0.15	1.34		05/19/14 09:16	115-07-1	
Styrene	**6.9**	ug/m3	1.2	0.18	1.34		05/19/14 09:16	100-42-5	
1,1,2,2-Tetrachloroethane	ND	ug/m3	0.94	0.31	1.34		05/19/14 09:16	79-34-5	

REPORT OF LABORATORY ANALYSIS

This report shall not be reproduced, except in full,
without the written consent of Pace Analytical Services, Inc..

Pace Analytical Services, Inc.
1700 Elm Street - Suite 200
Minneapolis, MN 55414
(612)607-1700

ANALYTICAL RESULTS

Project: 60317420 St. Louis Park Inv.
Pace Project No.: 10266735

Sample: VP-511 (resample) **Lab ID: 10266735001** Collected: 05/06/14 17:15 Received: 05/12/14 08:40 Matrix: Air

Parameters	Results	Units	Report Limit	MDL	DF	Prepared	Analyzed	CAS No.	Qual
TO15 MSV AIR	Analytical Method: TO-15								
Tetrachloroethene	**128**	ug/m3	1.8	0.25	1.34		05/19/14 09:16	127-18-4	
Tetrahydrofuran	ND	ug/m3	0.80	0.19	1.34		05/19/14 09:16	109-99-9	
Toluene	**59.3**	ug/m3	1.0	0.18	1.34		05/19/14 09:16	108-88-3	
1,2,4-Trichlorobenzene	ND	ug/m3	2.0	0.49	1.34		05/19/14 09:16	120-82-1	
1,1,1-Trichloroethane	ND	ug/m3	1.5	0.19	1.34		05/19/14 09:16	71-55-6	
1,1,2-Trichloroethane	ND	ug/m3	0.74	0.33	1.34		05/19/14 09:16	79-00-5	
Trichloroethene	**2.5**	ug/m3	0.74	0.24	1.34		05/19/14 09:16	79-01-6	
Trichlorofluoromethane	ND	ug/m3	1.5	0.18	1.34		05/19/14 09:16	75-69-4	
1,1,2-Trichlorotrifluoroethane	ND	ug/m3	2.1	0.21	1.34		05/19/14 09:16	76-13-1	
1,2,4-Trimethylbenzene	**26.6**	ug/m3	1.3	0.16	1.34		05/19/14 09:16	95-63-6	
1,3,5-Trimethylbenzene	**7.7**	ug/m3	1.3	0.28	1.34		05/19/14 09:16	108-67-8	
Vinyl acetate	ND	ug/m3	0.96	0.47	1.34		05/19/14 09:16	108-05-4	
Vinyl chloride	ND	ug/m3	0.35	0.12	1.34		05/19/14 09:16	75-01-4	
m&p-Xylene	**89.5**	ug/m3	2.4	0.19	1.34		05/19/14 09:16	179601-23-1	
o-Xylene	**31.0**	ug/m3	1.2	0.59	1.34		05/19/14 09:16	95-47-6	

REPORT OF LABORATORY ANALYSIS

This report shall not be reproduced, except in full,
without the written consent of Pace Analytical Services, Inc..

Pace Analytical Services, Inc.
1700 Elm Street - Suite 200
Minneapolis, MN 55414
(612)607-1700

QUALITY CONTROL DATA

Project: 60317420 St. Louis Park Inv.
Pace Project No.: 10266735

QC Batch: AIR/20293
QC Batch Method: TO-15
Analysis Method: TO-15
Analysis Description: TO15 MSV AIR Low Level
Associated Lab Samples: 10266735001

METHOD BLANK: 1683993
Matrix: Air
Associated Lab Samples: 10266735001

Parameter	Units	Blank Result	Reporting Limit	Analyzed	Qualifiers
1,1,1-Trichloroethane	ug/m3	ND	1.1	05/18/14 16:24	
1,1,2,2-Tetrachloroethane	ug/m3	ND	0.70	05/18/14 16:24	
1,1,2-Trichloroethane	ug/m3	ND	0.55	05/18/14 16:24	
1,1,2-Trichlorotrifluoroethane	ug/m3	ND	1.6	05/18/14 16:24	
1,1-Dichloroethane	ug/m3	ND	0.82	05/18/14 16:24	
1,1-Dichloroethene	ug/m3	ND	0.81	05/18/14 16:24	
1,2,4-Trichlorobenzene	ug/m3	ND	1.5	05/18/14 16:24	
1,2,4-Trimethylbenzene	ug/m3	ND	1.0	05/18/14 16:24	
1,2-Dibromoethane (EDB)	ug/m3	ND	1.6	05/18/14 16:24	
1,2-Dichlorobenzene	ug/m3	ND	1.2	05/18/14 16:24	
1,2-Dichloroethane	ug/m3	ND	0.41	05/18/14 16:24	
1,2-Dichloropropane	ug/m3	ND	0.94	05/18/14 16:24	
1,3,5-Trimethylbenzene	ug/m3	ND	1.0	05/18/14 16:24	
1,3-Butadiene	ug/m3	ND	0.45	05/18/14 16:24	
1,3-Dichlorobenzene	ug/m3	ND	1.2	05/18/14 16:24	
1,4-Dichlorobenzene	ug/m3	ND	1.2	05/18/14 16:24	
2-Butanone (MEK)	ug/m3	ND	0.60	05/18/14 16:24	
2-Hexanone	ug/m3	ND	0.83	05/18/14 16:24	
2-Propanol	ug/m3	ND	1.2	05/18/14 16:24	
4-Ethyltoluene	ug/m3	ND	1.0	05/18/14 16:24	
4-Methyl-2-pentanone (MIBK)	ug/m3	ND	0.83	05/18/14 16:24	
Acetone	ug/m3	ND	2.4	05/18/14 16:24	
Benzene	ug/m3	ND	0.32	05/18/14 16:24	
Benzyl chloride	ug/m3	ND	2.6	05/18/14 16:24	
Bromodichloromethane	ug/m3	ND	1.4	05/18/14 16:24	
Bromoform	ug/m3	ND	2.1	05/18/14 16:24	
Bromomethane	ug/m3	ND	0.79	05/18/14 16:24	
Carbon disulfide	ug/m3	ND	0.63	05/18/14 16:24	
Carbon tetrachloride	ug/m3	ND	0.64	05/18/14 16:24	
Chlorobenzene	ug/m3	ND	0.94	05/18/14 16:24	
Chloroethane	ug/m3	ND	0.54	05/18/14 16:24	
Chloroform	ug/m3	ND	0.99	05/18/14 16:24	
Chloromethane	ug/m3	ND	0.42	05/18/14 16:24	
cis-1,2-Dichloroethene	ug/m3	ND	0.81	05/18/14 16:24	
cis-1,3-Dichloropropene	ug/m3	ND	0.92	05/18/14 16:24	
Cyclohexane	ug/m3	ND	0.70	05/18/14 16:24	
Dibromochloromethane	ug/m3	ND	1.7	05/18/14 16:24	
Dichlorodifluoromethane	ug/m3	ND	1.0	05/18/14 16:24	
Dichlorotetrafluoroethane	ug/m3	ND	1.4	05/18/14 16:24	
Ethanol	ug/m3	ND	0.96	05/18/14 16:24	
Ethyl acetate	ug/m3	ND	0.73	05/18/14 16:24	
Ethylbenzene	ug/m3	ND	0.88	05/18/14 16:24	
Hexachloro-1,3-butadiene	ug/m3	ND	2.2	05/18/14 16:24	

REPORT OF LABORATORY ANALYSIS

This report shall not be reproduced, except in full,
without the written consent of Pace Analytical Services, Inc..

Pace Analytical Services, Inc.
1700 Elm Street - Suite 200
Minneapolis, MN 55414
(612)607-1700

QUALITY CONTROL DATA

Project: 60317420 St. Louis Park Inv.
Pace Project No.: 10266735

METHOD BLANK: 1683993 Matrix: Air
Associated Lab Samples: 10266735001

Parameter	Units	Blank Result	Reporting Limit	Analyzed	Qualifiers
m&p-Xylene	ug/m3	ND	1.8	05/18/14 16:24	
Methyl-tert-butyl ether	ug/m3	ND	0.73	05/18/14 16:24	
Methylene Chloride	ug/m3	ND	3.5	05/18/14 16:24	
n-Heptane	ug/m3	ND	0.83	05/18/14 16:24	
n-Hexane	ug/m3	ND	0.72	05/18/14 16:24	
Naphthalene	ug/m3	ND	2.7	05/18/14 16:24	
o-Xylene	ug/m3	ND	0.88	05/18/14 16:24	
Propylene	ug/m3	ND	0.35	05/18/14 16:24	
Styrene	ug/m3	ND	0.87	05/18/14 16:24	
Tetrachloroethene	ug/m3	ND	1.4	05/18/14 16:24	
Tetrahydrofuran	ug/m3	ND	0.60	05/18/14 16:24	
Toluene	ug/m3	ND	0.77	05/18/14 16:24	
trans-1,2-Dichloroethene	ug/m3	ND	0.81	05/18/14 16:24	
trans-1,3-Dichloropropene	ug/m3	ND	0.92	05/18/14 16:24	
Trichloroethene	ug/m3	ND	0.55	05/18/14 16:24	
Trichlorofluoromethane	ug/m3	ND	1.1	05/18/14 16:24	
Vinyl acetate	ug/m3	ND	0.72	05/18/14 16:24	
Vinyl chloride	ug/m3	ND	0.26	05/18/14 16:24	

LABORATORY CONTROL SAMPLE: 1683994

Parameter	Units	Spike Conc.	LCS Result	LCS % Rec	% Rec Limits	Qualifiers
1,1,1-Trichloroethane	ug/m3	55.5	60.3	109	72-128	
1,1,2,2-Tetrachloroethane	ug/m3	69.8	71.7	103	72-136	
1,1,2-Trichloroethane	ug/m3	55.5	64.0	115	72-130	
1,1,2-Trichlorotrifluoroethane	ug/m3	77.9	82.4	106	68-126	
1,1-Dichloroethane	ug/m3	41.2	44.7	109	68-128	
1,1-Dichloroethene	ug/m3	40.3	44.7	111	68-130	
1,2,4-Trichlorobenzene	ug/m3	75.5	73.4	97	30-150	
1,2,4-Trimethylbenzene	ug/m3	50	52.1	104	71-140	
1,2-Dibromoethane (EDB)	ug/m3	78.1	82.3	105	73-136	
1,2-Dichlorobenzene	ug/m3	61.2	63.7	104	63-150	
1,2-Dichloroethane	ug/m3	41.2	42.3	103	71-132	
1,2-Dichloropropane	ug/m3	47	48.5	103	72-130	
1,3,5-Trimethylbenzene	ug/m3	50	49.0	98	73-136	
1,3-Butadiene	ug/m3	22.5	22.7	101	72-130	
1,3-Dichlorobenzene	ug/m3	61.2	65.6	107	69-142	
1,4-Dichlorobenzene	ug/m3	61.2	60.9	100	65-142	
2-Butanone (MEK)	ug/m3	30	29.2	97	71-135	
2-Hexanone	ug/m3	41.7	43.3	104	75-133	
2-Propanol	ug/m3	25	25.3	101	68-135	
4-Ethyltoluene	ug/m3	50	53.7	107	73-134	
4-Methyl-2-pentanone (MIBK)	ug/m3	41.7	43.2	104	72-137	
Acetone	ug/m3	24.2	22.2	92	68-136	
Benzene	ug/m3	32.5	32.5	100	69-134	

REPORT OF LABORATORY ANALYSIS

This report shall not be reproduced, except in full,
without the written consent of Pace Analytical Services, Inc..

Pace Analytical Services, Inc.
1700 Elm Street - Suite 200
Minneapolis, MN 55414
(612)607-1700

QUALITY CONTROL DATA

Project: 60317420 St. Louis Park Inv.
Pace Project No.: 10266735

LABORATORY CONTROL SAMPLE: 1683994

Parameter	Units	Spike Conc.	LCS Result	LCS % Rec	% Rec Limits	Qualifiers
Benzyl chloride	ug/m3	52.5	53.9	103	71-136	
Bromodichloromethane	ug/m3	68.2	80.2	118	74-129	
Bromoform	ug/m3	105	104	99	69-138	
Bromomethane	ug/m3	39.5	43.1	109	68-127	
Carbon disulfide	ug/m3	31.7	31.6	100	68-130	
Carbon tetrachloride	ug/m3	64	70.8	111	66-134	
Chlorobenzene	ug/m3	46.8	47.1	101	72-137	
Chloroethane	ug/m3	26.8	27.0	101	69-128	
Chloroform	ug/m3	49.7	52.4	106	72-127	
Chloromethane	ug/m3	21	21.8	104	69-125	
cis-1,2-Dichloroethene	ug/m3	40.3	39.6	98	71-135	
cis-1,3-Dichloropropene	ug/m3	46.2	47.7	103	74-134	
Cyclohexane	ug/m3	35	35.3	101	72-130	
Dibromochloromethane	ug/m3	86.6	89.3	103	73-133	
Dichlorodifluoromethane	ug/m3	50.3	56.2	112	69-125	
Dichlorotetrafluoroethane	ug/m3	71.1	74.0	104	68-128	
Ethanol	ug/m3	19.2	19.8	103	70-134	
Ethyl acetate	ug/m3	36.6	36.6	100	71-134	
Ethylbenzene	ug/m3	44.2	45.4	103	73-139	
Hexachloro-1,3-butadiene	ug/m3	108	104	96	30-150	
m&p-Xylene	ug/m3	44.2	44.7	101	73-139	
Methyl-tert-butyl ether	ug/m3	36.7	42.9	117	72-132	
Methylene Chloride	ug/m3	35.3	35.7	101	64-134	
n-Heptane	ug/m3	41.7	42.4	102	70-130	
n-Hexane	ug/m3	35.8	39.7	111	69-128	
Naphthalene	ug/m3	53.3	49.7	93	61-150	
o-Xylene	ug/m3	44.2	43.7	99	71-138	
Propylene	ug/m3	17.5	18.0	103	69-133	
Styrene	ug/m3	43.3	42.7	99	74-136	
Tetrachloroethene	ug/m3	69	68.7	100	69-136	
Tetrahydrofuran	ug/m3	30	30.8	103	73-131	
Toluene	ug/m3	38.3	39.0	102	67-133	
trans-1,2-Dichloroethene	ug/m3	40.3	39.3	98	70-131	
trans-1,3-Dichloropropene	ug/m3	46.2	48.5	105	72-135	
Trichloroethene	ug/m3	54.6	55.9	102	70-135	
Trichlorofluoromethane	ug/m3	57.1	60.1	105	67-125	
Vinyl acetate	ug/m3	35.8	36.7	102	72-133	
Vinyl chloride	ug/m3	26	26.7	103	69-132	

SAMPLE DUPLICATE: 1685745

Parameter	Units	10266786082 Result	Dup Result	RPD	Max RPD	Qualifiers
1,1,1-Trichloroethane	ug/m3	ND	ND		25	
1,1,2,2-Tetrachloroethane	ug/m3	ND	ND		25	
1,1,2-Trichloroethane	ug/m3	ND	ND		25	
1,1,2-Trichlorotrifluoroethane	ug/m3	ND	ND		25	
1,1-Dichloroethane	ug/m3	ND	ND		25	

REPORT OF LABORATORY ANALYSIS

This report shall not be reproduced, except in full,
without the written consent of Pace Analytical Services, Inc..

Pace Analytical Services, Inc.
1700 Elm Street - Suite 200
Minneapolis, MN 55414
(612)607-1700

QUALITY CONTROL DATA

Project: 60317420 St. Louis Park Inv.
Pace Project No.: 10266735

SAMPLE DUPLICATE: 1685745

Parameter	Units	10266786082 Result	Dup Result	RPD	Max RPD	Qualifiers
1,1-Dichloroethene	ug/m3	ND	ND		25	
1,2,4-Trichlorobenzene	ug/m3	ND	ND		25	
1,2,4-Trimethylbenzene	ug/m3	1.1J	ND		25	
1,2-Dibromoethane (EDB)	ug/m3	ND	ND		25	
1,2-Dichlorobenzene	ug/m3	ND	ND		25	
1,2-Dichloroethane	ug/m3	ND	ND		25	
1,2-Dichloropropane	ug/m3	ND	ND		25	
1,3,5-Trimethylbenzene	ug/m3	ND	ND		25	
1,3-Butadiene	ug/m3	ND	ND		25	
1,3-Dichlorobenzene	ug/m3	ND	ND		25	
1,4-Dichlorobenzene	ug/m3	ND	ND		25	
2-Butanone (MEK)	ug/m3	2.1	2.2	4	25	
2-Hexanone	ug/m3	ND	ND		25	
2-Propanol	ug/m3	ND	ND		25	
4-Ethyltoluene	ug/m3	ND	ND		25	
4-Methyl-2-pentanone (MIBK)	ug/m3	ND	ND		25	
Acetone	ug/m3	8.3	8.1	1	25	
Benzene	ug/m3	0.78	ND		25	
Benzyl chloride	ug/m3	ND	ND		25	
Bromodichloromethane	ug/m3	ND	ND		25	
Bromoform	ug/m3	ND	ND		25	
Bromomethane	ug/m3	ND	ND		25	
Carbon disulfide	ug/m3	ND	ND		25	
Carbon tetrachloride	ug/m3	0.57J	ND		25	
Chlorobenzene	ug/m3	ND	ND		25	
Chloroethane	ug/m3	ND	ND		25	
Chloroform	ug/m3	ND	ND		25	
Chloromethane	ug/m3	0.93	0.88	6	25	
cis-1,2-Dichloroethene	ug/m3	ND	ND		25	
cis-1,3-Dichloropropene	ug/m3	ND	ND		25	
Cyclohexane	ug/m3	ND	ND		25	
Dibromochloromethane	ug/m3	ND	ND		25	
Dichlorodifluoromethane	ug/m3	2.0	1.9	6	25	
Dichlorotetrafluoroethane	ug/m3	ND	ND		25	
Ethanol	ug/m3	8.0	8.2	3	25	
Ethyl acetate	ug/m3	ND	ND		25	
Ethylbenzene	ug/m3	ND	ND		25	
Hexachloro-1,3-butadiene	ug/m3	ND	ND		25	
m&p-Xylene	ug/m3	1.4J	1.5J		25	
Methyl-tert-butyl ether	ug/m3	ND	ND		25	
Methylene Chloride	ug/m3	1.9J	1.8J		25	
n-Heptane	ug/m3	0.98J	ND		25	
n-Hexane	ug/m3	0.69J	.78J		25	
Naphthalene	ug/m3	2.0J	ND		25	
o-Xylene	ug/m3	0.94J	ND		25	
Propylene	ug/m3	ND	ND		25	
Styrene	ug/m3	ND	ND		25	
Tetrachloroethene	ug/m3	1.1J	ND		25	

REPORT OF LABORATORY ANALYSIS

This report shall not be reproduced, except in full,
without the written consent of Pace Analytical Services, Inc..

Pace Analytical Services, Inc.
1700 Elm Street - Suite 200
Minneapolis, MN 55414
(612)607-1700

QUALITY CONTROL DATA

Project: 60317420 St. Louis Park Inv.
Pace Project No.: 10266735

SAMPLE DUPLICATE: 1685745

Parameter	Units	10266786082 Result	Dup Result	RPD	Max RPD	Qualifiers
Tetrahydrofuran	ug/m3	ND	ND		25	
Toluene	ug/m3	2.1	2.1	3	25	
trans-1,2-Dichloroethene	ug/m3	ND	ND		25	
trans-1,3-Dichloropropene	ug/m3	ND	ND		25	
Trichloroethene	ug/m3	0.65J	ND		25	
Trichlorofluoromethane	ug/m3	1.5J	1.6		25	
Vinyl acetate	ug/m3	ND	ND		25	
Vinyl chloride	ug/m3	ND	ND		25	

SAMPLE DUPLICATE: 1685746

Parameter	Units	10266786088 Result	Dup Result	RPD	Max RPD	Qualifiers
1,1,1-Trichloroethane	ug/m3	ND	ND		25	
1,1,2,2-Tetrachloroethane	ug/m3	ND	ND		25	
1,1,2-Trichloroethane	ug/m3	ND	ND		25	
1,1,2-Trichlorotrifluoroethane	ug/m3	ND	ND		25	
1,1-Dichloroethane	ug/m3	ND	ND		25	
1,1-Dichloroethene	ug/m3	ND	ND		25	
1,2,4-Trichlorobenzene	ug/m3	ND	ND		25	
1,2,4-Trimethylbenzene	ug/m3	6.1J	6.1J		25	
1,2-Dibromoethane (EDB)	ug/m3	ND	ND		25	
1,2-Dichlorobenzene	ug/m3	ND	ND		25	
1,2-Dichloroethane	ug/m3	ND	ND		25	
1,2-Dichloropropane	ug/m3	ND	ND		25	
1,3,5-Trimethylbenzene	ug/m3	ND	ND		25	
1,3-Butadiene	ug/m3	ND	ND		25	
1,3-Dichlorobenzene	ug/m3	ND	ND		25	
1,4-Dichlorobenzene	ug/m3	ND	ND		25	
2-Butanone (MEK)	ug/m3	15.3	15.6	2	25	
2-Hexanone	ug/m3	ND	ND		25	
2-Propanol	ug/m3	15.7	15.7	.3	25	
4-Ethyltoluene	ug/m3	ND	ND		25	
4-Methyl-2-pentanone (MIBK)	ug/m3	ND	ND		25	
Acetone	ug/m3	54.1	51.8	4	25	
Benzene	ug/m3	ND	ND		25	
Benzyl chloride	ug/m3	ND	ND		25	
Bromodichloromethane	ug/m3	ND	ND		25	
Bromoform	ug/m3	ND	ND		25	
Bromomethane	ug/m3	ND	ND		25	
Carbon disulfide	ug/m3	ND	ND		25	
Carbon tetrachloride	ug/m3	ND	ND		25	
Chlorobenzene	ug/m3	ND	ND		25	
Chloroethane	ug/m3	ND	ND		25	
Chloroform	ug/m3	ND	ND		25	
Chloromethane	ug/m3	ND	ND		25	
cis-1,2-Dichloroethene	ug/m3	ND	ND		25	
cis-1,3-Dichloropropene	ug/m3	ND	ND		25	

REPORT OF LABORATORY ANALYSIS

This report shall not be reproduced, except in full,
without the written consent of Pace Analytical Services, Inc..

Pace Analytical Services, Inc.
1700 Elm Street - Suite 200
Minneapolis, MN 55414
(612)607-1700

QUALITY CONTROL DATA

Project: 60317420 St. Louis Park Inv.
Pace Project No.: 10266735

SAMPLE DUPLICATE: 1685746

Parameter	Units	10266786088 Result	Dup Result	RPD	Max RPD	Qualifiers
Cyclohexane	ug/m3	2.5J	ND		25	
Dibromochloromethane	ug/m3	ND	ND		25	
Dichlorodifluoromethane	ug/m3	ND	ND		25	
Dichlorotetrafluoroethane	ug/m3	ND	ND		25	
Ethanol	ug/m3	27.4	25.6	7	25	
Ethyl acetate	ug/m3	ND	ND		25	
Ethylbenzene	ug/m3	ND	ND		25	
Hexachloro-1,3-butadiene	ug/m3	ND	ND		25	
m&p-Xylene	ug/m3	6.2J	ND		25	
Methyl-tert-butyl ether	ug/m3	ND	ND		25	
Methylene Chloride	ug/m3	6.7J	6.5J		25	
n-Heptane	ug/m3	ND	ND		25	
n-Hexane	ug/m3	4.0J	4.1J		25	
Naphthalene	ug/m3	ND	ND		25	
o-Xylene	ug/m3	ND	ND		25	
Propylene	ug/m3	ND	ND		25	
Styrene	ug/m3	ND	ND		25	
Tetrachloroethene	ug/m3	ND	ND		25	
Tetrahydrofuran	ug/m3	ND	ND		25	
Toluene	ug/m3	5.7	5.8	2	25	
trans-1,2-Dichloroethene	ug/m3	ND	ND		25	
trans-1,3-Dichloropropene	ug/m3	ND	ND		25	
Trichloroethene	ug/m3	ND	ND		25	
Trichlorofluoromethane	ug/m3	ND	ND		25	
Vinyl acetate	ug/m3	ND	13.1		25	
Vinyl chloride	ug/m3	ND	ND		25	

REPORT OF LABORATORY ANALYSIS

This report shall not be reproduced, except in full,
without the written consent of Pace Analytical Services, Inc..

Pace Analytical Services, Inc.
1700 Elm Street - Suite 200
Minneapolis, MN 55414
(612)607-1700

QUALIFIERS

Project: 60317420 St. Louis Park Inv.
Pace Project No.: 10266735

DEFINITIONS

DF - Dilution Factor, if reported, represents the factor applied to the reported data due to changes in sample preparation, dilution of the sample aliquot, or moisture content.

ND - Not Detected at or above adjusted reporting limit.

J - Estimated concentration above the adjusted method detection limit and below the adjusted reporting limit.

MDL - Adjusted Method Detection Limit.

PRL - Pace Reporting Limit.

RL - Reporting Limit.

S - Surrogate

1,2-Diphenylhydrazine (8270 listed analyte) decomposes to Azobenzene.

Consistent with EPA guidelines, unrounded data are displayed and have been used to calculate % recovery and RPD values.

LCS(D) - Laboratory Control Sample (Duplicate)

MS(D) - Matrix Spike (Duplicate)

DUP - Sample Duplicate

RPD - Relative Percent Difference

NC - Not Calculable.

SG - Silica Gel - Clean-Up

U - Indicates the compound was analyzed for, but not detected.

N-Nitrosodiphenylamine decomposes and cannot be separated from Diphenylamine using Method 8270. The result reported for each analyte is a combined concentration.

Pace Analytical is TNI accredited. Contact your Pace PM for the current list of accredited analytes.

TNI - The NELAC Institute.

SAMPLE QUALIFIERS

Sample: 10266735001

[1] The Total Hydrocarbon (THC) pattern occured in the second half of the chromatogram (after toluene).

This report shall not be reproduced, except in full,
without the written consent of Pace Analytical Services, Inc..

Pace Analytical Services, Inc.
1700 Elm Street - Suite 200
Minneapolis, MN 55414
(612)607-1700

QUALITY CONTROL DATA CROSS REFERENCE TABLE

Project: 60317420 St. Louis Park Inv.
Pace Project No.: 10266735

Lab ID	Sample ID	QC Batch Method	QC Batch	Analytical Method	Analytical Batch
10266735001	**VP-511 (resample)**	TO-15	AIR/20293		

This report shall not be reproduced, except in full,
without the written consent of Pace Analytical Services, Inc..

10266735

Pace Analytical®
www.pacelabs.com

AIR: CHAIN-OF-CUSTODY / Analytical Request Document

The Chain-of-Custody is a LEGAL DOCUMENT. All relevant fields must be completed accurately.

14988

Page: 1 of 1

Section A Required Client Information:

Company: AECOM
Address: 800 LaSalle Ave Suite 900
Minneapolis, MN 55402
Email To: tony.coryell@aecom.com
Phone: 612-376-2050 Fax:
Requested Due Date/TAT: 5 tc

Section B Required Project Information:

Report To: Tony Coryell
Copy To:
Purchase Order No.:
Project Name: St. Louis Park INV.
Project Number: 60317427

Section C Invoice Information:

Attention: Same
Company Name:
Address:
Pace Quote Reference:
Pace Project Manager/Sales Rep. Carol Daly
Pace Profile #:

Program: UST | Superfund | Emissions | Clean Air Act | Voluntary Clean Up | Dry Clean | RCRA | Other

Location of Sampling by State: MN

Reporting Units: ug/m³ ___ mg/m³ ___ PPBV ___ PPMV ___ Other ___

Report Level II.___ III.___ IV.___ Other___

*Section D Required Client Information

AIR SAMPLE ID
Sample IDs MUST BE UNIQUE

Valid Media Codes

MEDIA	CODE
Tedlar Bag	TB
1 Liter Summa Can	1LC
6 Liter Summa Can	6LC
Low Volume Puff	LVP
High Volume Puff	HVP
Other	PM10

ITEM #	*Section D Required Client Information: AIR SAMPLE ID (Sample IDs MUST BE UNIQUE)	MEDIA CODE	PID Reading (Client only)	COLLECTED: COMPOSITE START END/GRAB DATE	COLLECTED: COMPOSITE START END/GRAB TIME	COLLECTED: COMPOSITE - DATE	COLLECTED: COMPOSITE - TIME	Canister Pressure (Initial Field - psig)	Canister Pressure (Final Field - psig)	Summa Can Number	Flow Control Number	Method: PM10	3C- Fixed Gas (%)	TO-3	TO-3M (Methane)	TO-4 (PCBs)	TO-13 (PAH)	TO-14	TO-15	TO15 Short List*	Pace Lab ID
1	VP-511 (Resample)	6C		5-6-14	1625	5-6-14	1715	-29	-7	2160								X			001
2																					002
3																					
4																					
5																					
6																					
7																					
8																					
9																					
10																					
11																					
12																					

Comments :

RELINQUISHED BY / AFFILIATION	DATE	TIME	ACCEPTED BY / AFFILIATION	DATE	TIME
Ben Mauk / AECOM	5-12-14	840	[signature] / Pace	5/12/14	8:40

SAMPLE CONDITIONS

Temp in °C	Received on Ice	Custody Sealed Cooler	Samples Intact
4MB	Y/N	Y/N	Y/N
	Y/N	Y/N	Y/N
	Y/N	Y/N	Y/N
	Y/N	Y/N	Y/N

SAMPLER NAME AND SIGNATURE

PRINT Name of SAMPLER: Ben Mauk

SIGNATURE of SAMPLER: [signature] DATE Signed (MM / DD / YY): 5-12-14

ORIGINAL

Pace Analytical	Document Name: Air Sample Condition Upon Receipt	Document Revised: 26Dec2013 Page 1 of 1
	Document No.: F-MN-A-106-rev.09	Issuing Authority: Pace Minnesota Quality Office

Air Sample Condition Upon Receipt

Client Name: Aecom

Project #: WO# : 10266735

10266735

Courier: ☐ Fed Ex ☐ UPS ☐ USPS ☒ Client ☐ Commercial ☐ Pace ☐ Other: _____

Tracking Number: _____

Custody Seal on Cooler/Box Present? ☐ Yes ☒ No **Seals Intact?** ☐ Yes ☒ No

Optional: Proj. Due Date: Proj. Name:

Packing Material: ☐ Bubble Wrap ☐ Bubble Bags ☒ Foam ☐ None ☐ Other: _____ **Temp Blank rec:** ☐ Yes ☒ No

Temp. (TO17 and TO13 samples only) (°C): — **Corrected Temp (°C):** — **Thermom. Used:** ☐ B88A912167504 ☐ B88A9132521491 ☐ 72337080 ☐ 80512447

Temp should be above freezing to 6°C **Correction Factor:** — **Date & Initials of Person Examining Contents:** RS 5/2/14

Type of ice Received ☐ Blue ☐ Wet ☒ None

				Comments:
Chain of Custody Present?	☒ Yes	☐ No	☐ N/A	1.
Chain of Custody Filled Out?	☒ Yes	☐ No	☐ N/A	2.
Chain of Custody Relinquished?	☒ Yes	☐ No	☐ N/A	3.
Sampler Name and/or Signature on COC?	☒ Yes	☐ No	☐ N/A	4.
Samples Arrived within Hold Time?	☒ Yes	☐ No	☐ N/A	5.
Short Hold Time Analysis (<72 hr)?	☐ Yes	☒ No	☐ N/A	6.
Rush Turn Around Time Requested?	☐ Yes	☒ No	☐ N/A	7.
Sufficient Volume?	☒ Yes	☐ No	☐ N/A	8.
Correct Containers Used?	☒ Yes	☐ No	☐ N/A	9.
-Pace Containers Used?	☒ Yes	☐ No	☐ N/A	
Containers Intact?	☒ Yes	☐ No	☐ N/A	10.
Media: air can				11.
Sample Labels Match COC?	☒ Yes	☐ No	☐ N/A	12.

Samples Received: can # 2390 was used per can tag and says "run no test"

Canisters		Flow Controllers		Stand Alone G	
Sample Number	Can ID	Sample Number	Can ID	Sample Number	Can ID
VP-SUB	2160		0628		
Used can	2390		0938		

CLIENT NOTIFICATION/RESOLUTION

Field Data Required? ☐ Yes ☐ No

Person Contacted: _____ Date/Time: _____

Comments/Resolution: _____

Project Manager Review: CMO **Date:** 5-12-14

Note: Whenever there is a discrepancy affecting North Carolina compliance samples, a copy of this form will be sent to the North Carolina DEHNR Certification Office (i.e out of hold, incorrect preservative, out of temp, incorrect containers)

Data File: \\192.168.10.12\chem\10air7.i\051814.b\13833.D
Report Date: 27-May-2014 16:51

Pace Analytical Services, Inc.

TENTATIVELY IDENTIFIED COMPOUNDS

Client Name:
Lab Smp Id: 10266735001
Operator : DR1
Sample Location:
Sample Matrix: AIR
Analysis Type: VOA
Inj Date: 19-MAY-2014 09:16

Client SDG: 051814.b

Sample Date:
Sample Point:
Date Received:
Level: LOW

Number TICs found: 10

CONCENTRATION UNITS:
(ug/L or ug/KG) ppbv

	CAS NUMBER	COMPOUND NAME	RT	EST. CONC.	Q
1.		Unknown	2.446	5.48	J
2.	31081-18-2	Nonane, 3-methyl-5-propyl-	11.003	6.31	NJ
3.		Unknown	11.363	5.74	J
4.		Unknown	11.435	5.36	J
5.		Unknown	11.683	4.80	J
6.		Unknown	11.971	2.74	J
7.		Unknown	12.216	2.78	J
8.		Unknown	12.278	2.76	J
9.		Unknown	12.445	3.20	J
10.	74645-98-0	Dodecane, 2,7,10-trimethyl-	12.817	3.77	NJ

Data File: \\192.168.10.12\chem\10air7.i\051814.b\13833.D
Report Date: 27-May-2014 16:51

Pace Analytical Services, Inc.

TO15 Analysis (UNIX)

Data file : \\192.168.10.12\chem\10air7.i\051814.b\13833.D
Lab Smp Id: 10266735001
Inj Date : 19-MAY-2014 09:16
Operator : DR1 Inst ID: 10air7.i
Smp Info :
Misc Info : 20293
Comment : Volatile Organic COMPOUNDS in Air
Method : \\192.168.10.12\chem\10air7.i\051814.b\TO15_137-14.m
Meth Date : 19-May-2014 08:55 dlee Quant Type: ISTD
Cal Date : 17-MAY-2014 16:18 Cal File: 13711.D
Als bottle: 33
Dil Factor: 1.34000
Integrator: HP RTE Compound Sublist: all.sub
Target Version: 4.14

Concentration Formula: Amt * DF * Uf * CpndVariable

Name	Value	Description
DF	1.340	Dilution Factor
Uf	1.000	ng unit correction factor
Cpnd Variable		Local Compound Variable

	COMPOUND	RT	AREA	AMOUNT
1	Chlorodifluoromethane	2.518	51769	0.243
80	p-Isopropyltoluene	10.846	721645	1.434
85	Naphthalene	13.337	198055	0.602

	CONCENTRATIONS				QUANT		
RT	AREA	ON-COL(ppbv)	FINAL(ppbv)	QUAL	LIBRARY	LIB ENTRY	CPND #
Unknown				CAS #:			
2.446	870505	4.08989630	5.48	0		0	1
Nonane, 3-methyl-5-propyl-				CAS #: 31081-18-2			
11.003	2368535	4.70714447	6.31	72	NBS75K.1	19054	80
Unknown				CAS #:			
11.363	2153672	4.28013282	5.74	0		0	80
Unknown				CAS #:			
11.435	2011846	3.99827378	5.36	0		0	80
Unknown				CAS #:			
11.683	1802578	3.58238229	4.80	0		0	80

Data File: \\192.168.10.12\chem\10air7.i\051814.b\13833.D
Report Date: 27-May-2014 16:51

		CONCENTRATIONS			QUANT		
RT	AREA	ON-COL(ppbv)	FINAL(ppbv)	QUAL	LIBRARY	LIB ENTRY	CPND #
====	====	==========	==========	====	=======	=========	======
Unknown				CAS #:			
11.971	1027192	2.04140584	2.74	0		0	80
Unknown				CAS #:			
12.216	682842	2.07687107	2.78	0		0	85
Unknown				CAS #:			
12.278	678468	2.06356766	2.76	0		0	85
Unknown				CAS #:			
12.445	785968	2.39053041	3.20	0		0	85
Dodecane, 2,7,10-trimethyl-				CAS #: 74645-98-0			
12.817	924803	2.81280110	3.77	72	NBS75K.1	26005	85

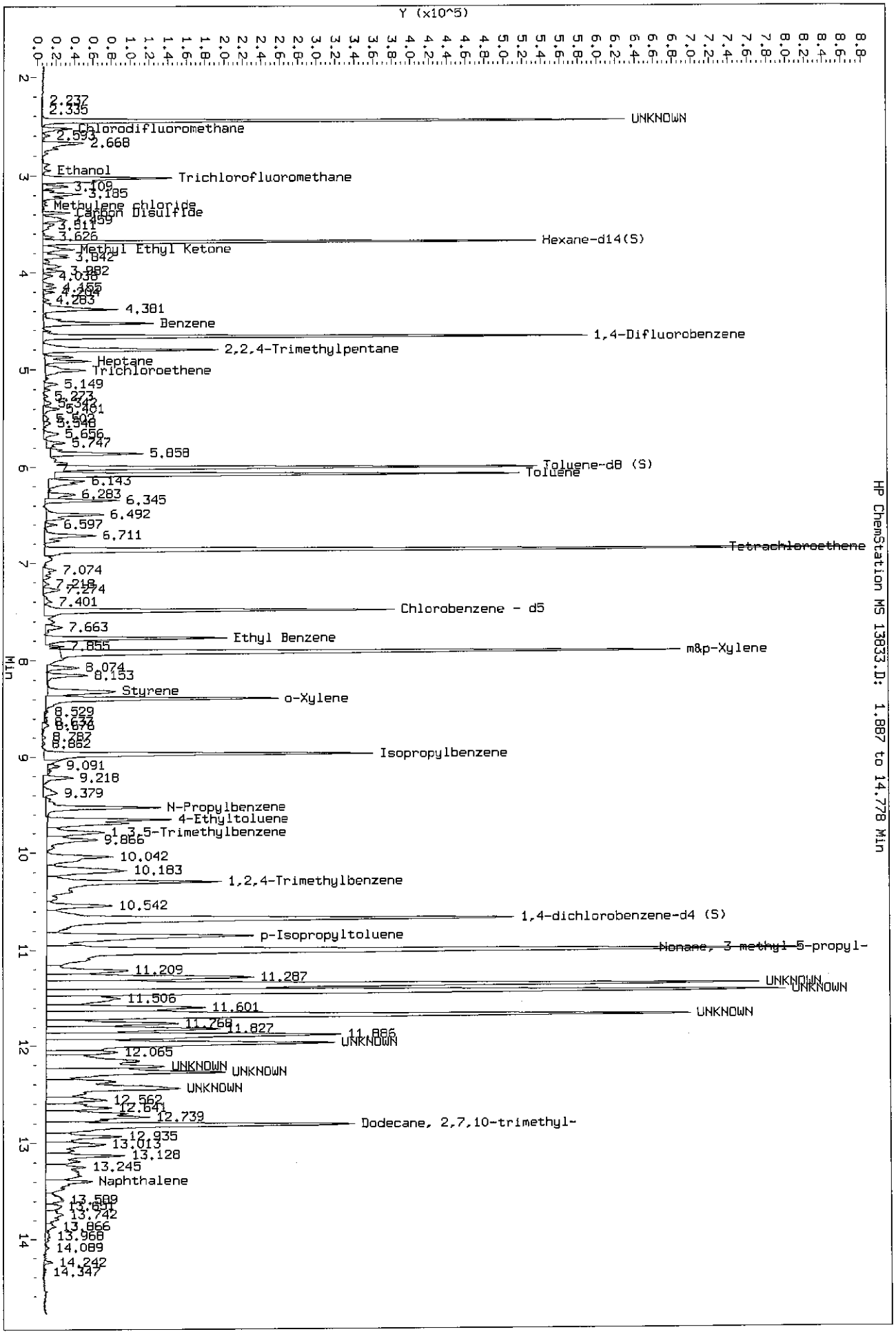

Data File: \\192.168.10.12\chem\10air7.i\051814.b\13833.D
Injection Date: 19-MAY-2014 09:16
Instrument: 10air7.i
Client Sample ID:

HP ChemStation MS 13833.D: 1.887 to 14.778 Min

Pace Analytical Services, Inc.
1700 Elm Street - Suite 200
Minneapolis, MN 55414
(612)607-1700

May 13, 2014

Tony Coryell
AECOM
800 LaSalle Avenue
Minneapolis, MN 55402

RE: Project: 60317420 St. Louis Park Inv.
Pace Project No.: 10264798

Dear Tony Coryell:
Enclosed are the analytical results for sample(s) received by the laboratory on April 25, 2014. The results relate only to the samples included in this report. Results reported herein conform to the most current TNI standards and the laboratory's Quality Assurance Manual, where applicable, unless otherwise noted in the body of the report.

If you have any questions concerning this report, please feel free to contact me.

Sincerely,

Carol Davy
carol.davy@pacelabs.com
Project Manager

Enclosures

REPORT OF LABORATORY ANALYSIS

This report shall not be reproduced, except in full,
without the written consent of Pace Analytical Services, Inc..

Pace Analytical Services, Inc.
1700 Elm Street - Suite 200
Minneapolis, MN 55414
(612)607-1700

CERTIFICATIONS

Project: 60317420 St. Louis Park Inv.
Pace Project No.: 10264798

Minnesota Certification IDs

1700 Elm Street SE Suite 200, Minneapolis, MN 55414
A2LA Certification #: 2926.01
Alabama Certification #40770
Alabama Certification #40770
Alaska Certification #: UST-078
Alaska Certification #MN00064
Arizona Certification #: AZ-0014
Arkansas Certification #: 88-0680
California Certification #: 01155CA
Colorado Certification #Pace
Connecticut Certification #: PH-0256
EPA Region 8 Certification #: 8TMS-L
Florida/NELAP Certification #: E87605
Guam Certification #: Pace
Georgia Certification #: 959
Idaho Certification #: MN00064
Hawaii Certification #MN00064
Illinois Certification #: 200011
Indiana Certification#C-MN-01
Iowa Certification #: 368
Kansas Certification #: E-10167
Kentucky Dept of Envi. Protection - DW #90062
Kentucky Dept of Envi. Protection - WW #:90062
Louisiana DEQ Certification #: 3086
Louisiana DHH #: LA140001
Maine Certification #: 2013011
Maryland Certification #: 322
Michigan DEPH Certification #: 9909
Minnesota Certification #: 027-053-137
Mississippi Certification #: Pace
Montana Certification #: MT0092
Nebraska Certification #: Pace
New Jersey Certification #: MN-002
New Jersey Certification #: MN-002
New York Certification #: 11647
North Carolina Certification #: 530
North Carolina State Public Health #: 27700
North Dakota Certification #: R-036
Ohio EPA #: 4150
Ohio VAP Certification #: CL101
Oklahoma Certification #: 9507
Oregon Certification #: MN200001
Oregon Certification #: MN300001
Pennsylvania Certification #: 68-00563
Puerto Rico Certification
Saipan (CNMI) #:MP0003
South Carolina #:74003001
Texas Certification #: T104704192
Tennessee Certification #: 02818
Utah Certification #: MN000642013-4
Virginia DGS Certification #: 251
Virginia/VELAP Certification #: Pace
Washington Certification #: C486
Wisconsin Certification #: 999407970
West Virginia Certification #: 382
West Virginia TO-15 Approval
West Virginia DHHR #:9952C

This report shall not be reproduced, except in full,
without the written consent of Pace Analytical Services, Inc..

Pace Analytical Services, Inc.
1700 Elm Street - Suite 200
Minneapolis, MN 55414
(612)607-1700

SAMPLE SUMMARY

Project: 60317420 St. Louis Park Inv.
Pace Project No.: 10264798

Lab ID	Sample ID	Matrix	Date Collected	Date Received
10264798001	**VP-319**	Air	04/25/14 10:45	04/25/14 12:00
10264798002	**VP-318**	Air	04/25/14 10:05	04/25/14 12:00
10264798003	**VP-317**	Air	04/25/14 09:50	04/25/14 12:00
10264798004	**VP-317A**	Air	04/25/14 09:55	04/25/14 12:00
10264798005	**VP-316**	Air	04/25/14 10:25	04/25/14 12:00
10264798006	**VP-315**	Air	04/25/14 10:20	04/25/14 12:00
10264798007	**VP-314**	Air	04/25/14 10:55	04/25/14 12:00
10264798008	**VP-312**	Air	04/25/14 11:10	04/25/14 12:00
10264798009	**VP-313**	Air	04/25/14 11:00	04/25/14 12:00

This report shall not be reproduced, except in full,
without the written consent of Pace Analytical Services, Inc..

Pace Analytical Services, Inc.
1700 Elm Street - Suite 200
Minneapolis, MN 55414
(612)607-1700

SAMPLE ANALYTE COUNT

Project: 60317420 St. Louis Park Inv.
Pace Project No.: 10264798

Lab ID	Sample ID	Method	Analysts	Analytes Reported
10264798001	**VP-319**	TO-15	AH2	61
10264798002	**VP-318**	TO-15	AH2	61
10264798003	**VP-317**	TO-15	AH2	61
10264798004	**VP-317A**	TO-15	AH2	61
10264798005	**VP-316**	TO-15	AH2	61
10264798006	**VP-315**	TO-15	AH2	61
10264798007	**VP-314**	TO-15	AH2	61
10264798008	**VP-312**	TO-15	AH2	61
10264798009	**VP-313**	TO-15	AH2	61

This report shall not be reproduced, except in full,
without the written consent of Pace Analytical Services, Inc..

Pace Analytical Services, Inc.
1700 Elm Street - Suite 200
Minneapolis, MN 55414
(612)607-1700

PROJECT NARRATIVE

Project: 60317420 St. Louis Park Inv.
Pace Project No.: 10264798

Method: **TO-15**
Description: TO15 MSV AIR
Client: AECOM
Date: May 13, 2014

General Information:
9 samples were analyzed for TO-15. All samples were received in acceptable condition with any exceptions noted below.

Hold Time:
The samples were analyzed within the method required hold times with any exceptions noted below.

Initial Calibrations (including MS Tune as applicable):
All criteria were within method requirements with any exceptions noted below.

Continuing Calibration:
All criteria were within method requirements with any exceptions noted below.

Internal Standards:
All internal standards were within QC limits with any exceptions noted below.

Surrogates:
All surrogates were within QC limits with any exceptions noted below.

Method Blank:
All analytes were below the report limit in the method blank, where applicable, with any exceptions noted below.

Laboratory Control Spike:
All laboratory control spike compounds were within QC limits with any exceptions noted below.

Matrix Spikes:
All percent recoveries and relative percent differences (RPDs) were within acceptance criteria with any exceptions noted below.

Duplicate Sample:
All duplicate sample results were within method acceptance criteria with any exceptions noted below.

Additional Comments:

Sample Comments:

K3: The Total Hydrocarbon (THC) pattern is evenly distributed throughout the chromatogram (before and after toluene).

- VP-319 (Lab ID: 10264798001)
- VP-318 (Lab ID: 10264798002)
- VP-317 (Lab ID: 10264798003)
- VP-317A (Lab ID: 10264798004)
- VP-316 (Lab ID: 10264798005)
- VP-315 (Lab ID: 10264798006)
- VP-314 (Lab ID: 10264798007)
- VP-312 (Lab ID: 10264798008)
- VP-313 (Lab ID: 10264798009)

This report shall not be reproduced, except in full,
without the written consent of Pace Analytical Services, Inc..

Pace Analytical Services, Inc.
1700 Elm Street - Suite 200
Minneapolis, MN 55414
(612)607-1700

PROJECT NARRATIVE

Project: 60317420 St. Louis Park Inv.
Pace Project No.: 10264798

Method: **TO-15**
Description: TO15 MSV AIR
Client: AECOM
Date: May 13, 2014

This data package has been reviewed for quality and completeness and is approved for release.

This report shall not be reproduced, except in full,
without the written consent of Pace Analytical Services, Inc..

Pace Analytical Services, Inc.
1700 Elm Street - Suite 200
Minneapolis, MN 55414
(612)607-1700

ANALYTICAL RESULTS

Project: 60317420 St. Louis Park Inv.
Pace Project No.: 10264798

Sample: VP-319 **Lab ID: 10264798001** Collected: 04/25/14 10:45 Received: 04/25/14 12:00 Matrix: Air

Parameters	Results	Units	Report Limit	MDL	DF	Prepared	Analyzed	CAS No.	Qual
TO15 MSV AIR	Analytical Method: TO-15								
Acetone	**14.5**	ug/m3	4.1	2.0	1.68		05/09/14 16:10	67-64-1	
Benzene	**0.73**	ug/m3	0.55	0.20	1.68		05/09/14 16:10	71-43-2	
Benzyl chloride	ND	ug/m3	1.8	0.88	1.68		05/09/14 16:10	100-44-7	
Bromodichloromethane	ND	ug/m3	2.3	0.31	1.68		05/09/14 16:10	75-27-4	
Bromoform	ND	ug/m3	3.5	0.54	1.68		05/09/14 16:10	75-25-2	
Bromomethane	ND	ug/m3	1.3	0.45	1.68		05/09/14 16:10	74-83-9	
1,3-Butadiene	ND	ug/m3	0.76	0.14	1.68		05/09/14 16:10	106-99-0	
2-Butanone (MEK)	**2.2**	ug/m3	1.0	0.46	1.68		05/09/14 16:10	78-93-3	
Carbon disulfide	**10.5**	ug/m3	1.1	0.12	1.68		05/09/14 16:10	75-15-0	
Carbon tetrachloride	ND	ug/m3	1.1	0.54	1.68		05/09/14 16:10	56-23-5	
Chlorobenzene	ND	ug/m3	1.6	0.18	1.68		05/09/14 16:10	108-90-7	
Chloroethane	ND	ug/m3	0.91	0.45	1.68		05/09/14 16:10	75-00-3	
Chloroform	ND	ug/m3	1.7	0.30	1.68		05/09/14 16:10	67-66-3	
Chloromethane	ND	ug/m3	0.71	0.32	1.68		05/09/14 16:10	74-87-3	
Cyclohexane	ND	ug/m3	1.2	0.21	1.68		05/09/14 16:10	110-82-7	
Dibromochloromethane	ND	ug/m3	2.9	1.5	1.68		05/09/14 16:10	124-48-1	
1,2-Dibromoethane (EDB)	ND	ug/m3	2.6	0.39	1.68		05/09/14 16:10	106-93-4	
1,2-Dichlorobenzene	ND	ug/m3	2.0	0.24	1.68		05/09/14 16:10	95-50-1	
1,3-Dichlorobenzene	ND	ug/m3	2.0	0.39	1.68		05/09/14 16:10	541-73-1	
1,4-Dichlorobenzene	ND	ug/m3	2.0	0.33	1.68		05/09/14 16:10	106-46-7	
Dichlorodifluoromethane	**2.8**	ug/m3	1.7	0.18	1.68		05/09/14 16:10	75-71-8	
1,1-Dichloroethane	ND	ug/m3	1.4	0.24	1.68		05/09/14 16:10	75-34-3	
1,2-Dichloroethane	ND	ug/m3	0.69	0.20	1.68		05/09/14 16:10	107-06-2	
1,1-Dichloroethene	ND	ug/m3	1.4	0.17	1.68		05/09/14 16:10	75-35-4	
cis-1,2-Dichloroethene	ND	ug/m3	1.4	0.33	1.68		05/09/14 16:10	156-59-2	
trans-1,2-Dichloroethene	ND	ug/m3	1.4	0.27	1.68		05/09/14 16:10	156-60-5	
1,2-Dichloropropane	ND	ug/m3	1.6	0.26	1.68		05/09/14 16:10	78-87-5	
cis-1,3-Dichloropropene	ND	ug/m3	1.5	0.23	1.68		05/09/14 16:10	10061-01-5	
trans-1,3-Dichloropropene	ND	ug/m3	1.5	0.25	1.68		05/09/14 16:10	10061-02-6	
Dichlorotetrafluoroethane	ND	ug/m3	2.4	0.42	1.68		05/09/14 16:10	76-14-2	
Ethanol	**4.7**	ug/m3	1.6	0.53	1.68		05/09/14 16:10	64-17-5	
Ethyl acetate	ND	ug/m3	1.2	0.21	1.68		05/09/14 16:10	141-78-6	
Ethylbenzene	ND	ug/m3	1.5	0.30	1.68		05/09/14 16:10	100-41-4	
4-Ethyltoluene	ND	ug/m3	1.7	0.29	1.68		05/09/14 16:10	622-96-8	
n-Heptane	ND	ug/m3	1.4	0.27	1.68		05/09/14 16:10	142-82-5	
Hexachloro-1,3-butadiene	ND	ug/m3	9.1	0.69	1.68		05/09/14 16:10	87-68-3	
n-Hexane	**1.3**	ug/m3	1.2	0.17	1.68		05/09/14 16:10	110-54-3	
2-Hexanone	ND	ug/m3	1.4	0.36	1.68		05/09/14 16:10	591-78-6	
Methylene Chloride	ND	ug/m3	5.9	0.39	1.68		05/09/14 16:10	75-09-2	
4-Methyl-2-pentanone (MIBK)	ND	ug/m3	1.4	0.29	1.68		05/09/14 16:10	108-10-1	
Methyl-tert-butyl ether	ND	ug/m3	1.2	0.15	1.68		05/09/14 16:10	1634-04-4	
Naphthalene	ND	ug/m3	4.5	0.43	1.68		05/09/14 16:10	91-20-3	
2-Propanol	ND	ug/m3	2.1	0.16	1.68		05/09/14 16:10	67-63-0	
Propylene	**1.3**	ug/m3	0.59	0.18	1.68		05/09/14 16:10	115-07-1	
Styrene	ND	ug/m3	1.5	0.23	1.68		05/09/14 16:10	100-42-5	
1,1,2,2-Tetrachloroethane	ND	ug/m3	1.2	0.39	1.68		05/09/14 16:10	79-34-5	

REPORT OF LABORATORY ANALYSIS

This report shall not be reproduced, except in full,
without the written consent of Pace Analytical Services, Inc..

Pace Analytical Services, Inc.
1700 Elm Street - Suite 200
Minneapolis, MN 55414
(612)607-1700

ANALYTICAL RESULTS

Project: 60317420 St. Louis Park Inv.
Pace Project No.: 10264798

Sample: VP-319 **Lab ID: 10264798001** Collected: 04/25/14 10:45 Received: 04/25/14 12:00 Matrix: Air

Parameters	Results	Units	Report Limit	MDL	DF	Prepared	Analyzed	CAS No.	Qual
TO15 MSV AIR	Analytical Method: TO-15								
Tetrachloroethene	ND	ug/m3	1.2	0.32	1.68		05/09/14 16:10	127-18-4	
Tetrahydrofuran	ND	ug/m3	1.0	0.23	1.68		05/09/14 16:10	109-99-9	
Toluene	**5.4**	ug/m3	1.3	0.23	1.68		05/09/14 16:10	108-88-3	
1,2,4-Trichlorobenzene	ND	ug/m3	2.5	0.61	1.68		05/09/14 16:10	120-82-1	
1,1,1-Trichloroethane	ND	ug/m3	1.9	0.23	1.68		05/09/14 16:10	71-55-6	
1,1,2-Trichloroethane	ND	ug/m3	0.92	0.41	1.68		05/09/14 16:10	79-00-5	
Trichloroethene	ND	ug/m3	0.92	0.30	1.68		05/09/14 16:10	79-01-6	
Trichlorofluoromethane	ND	ug/m3	1.9	0.23	1.68		05/09/14 16:10	75-69-4	
1,1,2-Trichlorotrifluoroethane	ND	ug/m3	2.7	0.27	1.68		05/09/14 16:10	76-13-1	
1,2,4-Trimethylbenzene	ND	ug/m3	1.7	0.20	1.68		05/09/14 16:10	95-63-6	
1,3,5-Trimethylbenzene	ND	ug/m3	1.7	0.35	1.68		05/09/14 16:10	108-67-8	
Vinyl acetate	ND	ug/m3	1.2	0.58	1.68		05/09/14 16:10	108-05-4	
Vinyl chloride	ND	ug/m3	0.44	0.16	1.68		05/09/14 16:10	75-01-4	
m&p-Xylene	ND	ug/m3	3.0	0.24	1.68		05/09/14 16:10	179601-23-1	
o-Xylene	ND	ug/m3	1.5	0.74	1.68		05/09/14 16:10	95-47-6	

REPORT OF LABORATORY ANALYSIS

This report shall not be reproduced, except in full,
without the written consent of Pace Analytical Services, Inc..

Pace Analytical Services, Inc.
1700 Elm Street - Suite 200
Minneapolis, MN 55414
(612)607-1700

ANALYTICAL RESULTS

Project: 60317420 St. Louis Park Inv.
Pace Project No.: 10264798

Sample: VP-318 **Lab ID: 10264798002** Collected: 04/25/14 10:05 Received: 04/25/14 12:00 Matrix: Air

Parameters	Results	Units	Report Limit	MDL	DF	Prepared	Analyzed	CAS No.	Qual
TO15 MSV AIR	Analytical Method: TO-15								
Acetone	**12.9**	ug/m3	4.1	2.0	1.68		05/09/14 16:33	67-64-1	
Benzene	ND	ug/m3	0.55	0.20	1.68		05/09/14 16:33	71-43-2	
Benzyl chloride	ND	ug/m3	1.8	0.88	1.68		05/09/14 16:33	100-44-7	
Bromodichloromethane	ND	ug/m3	2.3	0.31	1.68		05/09/14 16:33	75-27-4	
Bromoform	ND	ug/m3	3.5	0.54	1.68		05/09/14 16:33	75-25-2	
Bromomethane	ND	ug/m3	1.3	0.45	1.68		05/09/14 16:33	74-83-9	
1,3-Butadiene	ND	ug/m3	0.76	0.14	1.68		05/09/14 16:33	106-99-0	
2-Butanone (MEK)	**1.9**	ug/m3	1.0	0.46	1.68		05/09/14 16:33	78-93-3	
Carbon disulfide	**2.1**	ug/m3	1.1	0.12	1.68		05/09/14 16:33	75-15-0	
Carbon tetrachloride	ND	ug/m3	1.1	0.54	1.68		05/09/14 16:33	56-23-5	
Chlorobenzene	ND	ug/m3	1.6	0.18	1.68		05/09/14 16:33	108-90-7	
Chloroethane	ND	ug/m3	0.91	0.45	1.68		05/09/14 16:33	75-00-3	
Chloroform	ND	ug/m3	1.7	0.30	1.68		05/09/14 16:33	67-66-3	
Chloromethane	ND	ug/m3	0.71	0.32	1.68		05/09/14 16:33	74-87-3	
Cyclohexane	ND	ug/m3	1.2	0.21	1.68		05/09/14 16:33	110-82-7	
Dibromochloromethane	ND	ug/m3	2.9	1.5	1.68		05/09/14 16:33	124-48-1	
1,2-Dibromoethane (EDB)	ND	ug/m3	2.6	0.39	1.68		05/09/14 16:33	106-93-4	
1,2-Dichlorobenzene	ND	ug/m3	2.0	0.24	1.68		05/09/14 16:33	95-50-1	
1,3-Dichlorobenzene	ND	ug/m3	2.0	0.39	1.68		05/09/14 16:33	541-73-1	
1,4-Dichlorobenzene	ND	ug/m3	2.0	0.33	1.68		05/09/14 16:33	106-46-7	
Dichlorodifluoromethane	**2.8**	ug/m3	1.7	0.18	1.68		05/09/14 16:33	75-71-8	
1,1-Dichloroethane	ND	ug/m3	1.4	0.24	1.68		05/09/14 16:33	75-34-3	
1,2-Dichloroethane	ND	ug/m3	0.69	0.20	1.68		05/09/14 16:33	107-06-2	
1,1-Dichloroethene	ND	ug/m3	1.4	0.17	1.68		05/09/14 16:33	75-35-4	
cis-1,2-Dichloroethene	ND	ug/m3	1.4	0.33	1.68		05/09/14 16:33	156-59-2	
trans-1,2-Dichloroethene	ND	ug/m3	1.4	0.27	1.68		05/09/14 16:33	156-60-5	
1,2-Dichloropropane	ND	ug/m3	1.6	0.26	1.68		05/09/14 16:33	78-87-5	
cis-1,3-Dichloropropene	ND	ug/m3	1.5	0.23	1.68		05/09/14 16:33	10061-01-5	
trans-1,3-Dichloropropene	ND	ug/m3	1.5	0.25	1.68		05/09/14 16:33	10061-02-6	
Dichlorotetrafluoroethane	ND	ug/m3	2.4	0.42	1.68		05/09/14 16:33	76-14-2	
Ethanol	**11.1**	ug/m3	1.6	0.53	1.68		05/09/14 16:33	64-17-5	
Ethyl acetate	ND	ug/m3	1.2	0.21	1.68		05/09/14 16:33	141-78-6	
Ethylbenzene	ND	ug/m3	1.5	0.30	1.68		05/09/14 16:33	100-41-4	
4-Ethyltoluene	ND	ug/m3	1.7	0.29	1.68		05/09/14 16:33	622-96-8	
n-Heptane	ND	ug/m3	1.4	0.27	1.68		05/09/14 16:33	142-82-5	
Hexachloro-1,3-butadiene	ND	ug/m3	9.1	0.69	1.68		05/09/14 16:33	87-68-3	
n-Hexane	**1.5**	ug/m3	1.2	0.17	1.68		05/09/14 16:33	110-54-3	
2-Hexanone	ND	ug/m3	1.4	0.36	1.68		05/09/14 16:33	591-78-6	
Methylene Chloride	ND	ug/m3	5.9	0.39	1.68		05/09/14 16:33	75-09-2	
4-Methyl-2-pentanone (MIBK)	ND	ug/m3	1.4	0.29	1.68		05/09/14 16:33	108-10-1	
Methyl-tert-butyl ether	ND	ug/m3	1.2	0.15	1.68		05/09/14 16:33	1634-04-4	
Naphthalene	**10.3**	ug/m3	4.5	0.43	1.68		05/09/14 16:33	91-20-3	
2-Propanol	**16.8**	ug/m3	2.1	0.16	1.68		05/09/14 16:33	67-63-0	
Propylene	ND	ug/m3	0.59	0.18	1.68		05/09/14 16:33	115-07-1	
Styrene	ND	ug/m3	1.5	0.23	1.68		05/09/14 16:33	100-42-5	
1,1,2,2-Tetrachloroethane	ND	ug/m3	1.2	0.39	1.68		05/09/14 16:33	79-34-5	

REPORT OF LABORATORY ANALYSIS

This report shall not be reproduced, except in full,
without the written consent of Pace Analytical Services, Inc..

Pace Analytical Services, Inc.
1700 Elm Street - Suite 200
Minneapolis, MN 55414
(612)607-1700

ANALYTICAL RESULTS

Project: 60317420 St. Louis Park Inv.
Pace Project No.: 10264798

Sample: VP-318 **Lab ID: 10264798002** Collected: 04/25/14 10:05 Received: 04/25/14 12:00 Matrix: Air

Parameters	Results	Units	Report Limit	MDL	DF	Prepared	Analyzed	CAS No.	Qual
TO15 MSV AIR	Analytical Method: TO-15								
Tetrachloroethene	ND	ug/m3	1.2	0.32	1.68		05/09/14 16:33	127-18-4	
Tetrahydrofuran	ND	ug/m3	1.0	0.23	1.68		05/09/14 16:33	109-99-9	
Toluene	**5.0**	ug/m3	1.3	0.23	1.68		05/09/14 16:33	108-88-3	
1,2,4-Trichlorobenzene	ND	ug/m3	2.5	0.61	1.68		05/09/14 16:33	120-82-1	
1,1,1-Trichloroethane	ND	ug/m3	1.9	0.23	1.68		05/09/14 16:33	71-55-6	
1,1,2-Trichloroethane	ND	ug/m3	0.92	0.41	1.68		05/09/14 16:33	79-00-5	
Trichloroethene	ND	ug/m3	0.92	0.30	1.68		05/09/14 16:33	79-01-6	
Trichlorofluoromethane	ND	ug/m3	1.9	0.23	1.68		05/09/14 16:33	75-69-4	
1,1,2-Trichlorotrifluoroethane	ND	ug/m3	2.7	0.27	1.68		05/09/14 16:33	76-13-1	
1,2,4-Trimethylbenzene	**1.8**	ug/m3	1.7	0.20	1.68		05/09/14 16:33	95-63-6	
1,3,5-Trimethylbenzene	ND	ug/m3	1.7	0.35	1.68		05/09/14 16:33	108-67-8	
Vinyl acetate	ND	ug/m3	1.2	0.58	1.68		05/09/14 16:33	108-05-4	
Vinyl chloride	ND	ug/m3	0.44	0.16	1.68		05/09/14 16:33	75-01-4	
m&p-Xylene	**3.5**	ug/m3	3.0	0.24	1.68		05/09/14 16:33	179601-23-1	
o-Xylene	ND	ug/m3	1.5	0.74	1.68		05/09/14 16:33	95-47-6	

REPORT OF LABORATORY ANALYSIS

This report shall not be reproduced, except in full,
without the written consent of Pace Analytical Services, Inc..

Pace Analytical Services, Inc.
1700 Elm Street - Suite 200
Minneapolis, MN 55414
(612)607-1700

ANALYTICAL RESULTS

Project: 60317420 St. Louis Park Inv.
Pace Project No.: 10264798

Sample: VP-317 **Lab ID: 10264798003** Collected: 04/25/14 09:50 Received: 04/25/14 12:00 Matrix: Air

Parameters	Results	Units	Report Limit	MDL	DF	Prepared	Analyzed	CAS No.	Qual
TO15 MSV AIR	Analytical Method: TO-15								
Acetone	**7.5**	ug/m3	4.1	2.0	1.68		05/09/14 16:56	67-64-1	
Benzene	ND	ug/m3	0.55	0.20	1.68		05/09/14 16:56	71-43-2	
Benzyl chloride	ND	ug/m3	1.8	0.88	1.68		05/09/14 16:56	100-44-7	
Bromodichloromethane	ND	ug/m3	2.3	0.31	1.68		05/09/14 16:56	75-27-4	
Bromoform	ND	ug/m3	3.5	0.54	1.68		05/09/14 16:56	75-25-2	
Bromomethane	ND	ug/m3	1.3	0.45	1.68		05/09/14 16:56	74-83-9	
1,3-Butadiene	ND	ug/m3	0.76	0.14	1.68		05/09/14 16:56	106-99-0	
2-Butanone (MEK)	ND	ug/m3	1.0	0.46	1.68		05/09/14 16:56	78-93-3	
Carbon disulfide	**1.6**	ug/m3	1.1	0.12	1.68		05/09/14 16:56	75-15-0	
Carbon tetrachloride	ND	ug/m3	1.1	0.54	1.68		05/09/14 16:56	56-23-5	
Chlorobenzene	ND	ug/m3	1.6	0.18	1.68		05/09/14 16:56	108-90-7	
Chloroethane	ND	ug/m3	0.91	0.45	1.68		05/09/14 16:56	75-00-3	
Chloroform	ND	ug/m3	1.7	0.30	1.68		05/09/14 16:56	67-66-3	
Chloromethane	ND	ug/m3	0.71	0.32	1.68		05/09/14 16:56	74-87-3	
Cyclohexane	ND	ug/m3	1.2	0.21	1.68		05/09/14 16:56	110-82-7	
Dibromochloromethane	ND	ug/m3	2.9	1.5	1.68		05/09/14 16:56	124-48-1	
1,2-Dibromoethane (EDB)	ND	ug/m3	2.6	0.39	1.68		05/09/14 16:56	106-93-4	
1,2-Dichlorobenzene	ND	ug/m3	2.0	0.24	1.68		05/09/14 16:56	95-50-1	
1,3-Dichlorobenzene	ND	ug/m3	2.0	0.39	1.68		05/09/14 16:56	541-73-1	
1,4-Dichlorobenzene	ND	ug/m3	2.0	0.33	1.68		05/09/14 16:56	106-46-7	
Dichlorodifluoromethane	**1.9**	ug/m3	1.7	0.18	1.68		05/09/14 16:56	75-71-8	
1,1-Dichloroethane	ND	ug/m3	1.4	0.24	1.68		05/09/14 16:56	75-34-3	
1,2-Dichloroethane	ND	ug/m3	0.69	0.20	1.68		05/09/14 16:56	107-06-2	
1,1-Dichloroethene	ND	ug/m3	1.4	0.17	1.68		05/09/14 16:56	75-35-4	
cis-1,2-Dichloroethene	ND	ug/m3	1.4	0.33	1.68		05/09/14 16:56	156-59-2	
trans-1,2-Dichloroethene	ND	ug/m3	1.4	0.27	1.68		05/09/14 16:56	156-60-5	
1,2-Dichloropropane	ND	ug/m3	1.6	0.26	1.68		05/09/14 16:56	78-87-5	
cis-1,3-Dichloropropene	ND	ug/m3	1.5	0.23	1.68		05/09/14 16:56	10061-01-5	
trans-1,3-Dichloropropene	ND	ug/m3	1.5	0.25	1.68		05/09/14 16:56	10061-02-6	
Dichlorotetrafluoroethane	ND	ug/m3	2.4	0.42	1.68		05/09/14 16:56	76-14-2	
Ethanol	**2.5**	ug/m3	1.6	0.53	1.68		05/09/14 16:56	64-17-5	
Ethyl acetate	ND	ug/m3	1.2	0.21	1.68		05/09/14 16:56	141-78-6	
Ethylbenzene	ND	ug/m3	1.5	0.30	1.68		05/09/14 16:56	100-41-4	
4-Ethyltoluene	ND	ug/m3	1.7	0.29	1.68		05/09/14 16:56	622-96-8	
n-Heptane	ND	ug/m3	1.4	0.27	1.68		05/09/14 16:56	142-82-5	
Hexachloro-1,3-butadiene	ND	ug/m3	9.1	0.69	1.68		05/09/14 16:56	87-68-3	
n-Hexane	ND	ug/m3	1.2	0.17	1.68		05/09/14 16:56	110-54-3	
2-Hexanone	ND	ug/m3	1.4	0.36	1.68		05/09/14 16:56	591-78-6	
Methylene Chloride	ND	ug/m3	5.9	0.39	1.68		05/09/14 16:56	75-09-2	
4-Methyl-2-pentanone (MIBK)	ND	ug/m3	1.4	0.29	1.68		05/09/14 16:56	108-10-1	
Methyl-tert-butyl ether	ND	ug/m3	1.2	0.15	1.68		05/09/14 16:56	1634-04-4	
Naphthalene	ND	ug/m3	4.5	0.43	1.68		05/09/14 16:56	91-20-3	
2-Propanol	**6.2**	ug/m3	2.1	0.16	1.68		05/09/14 16:56	67-63-0	
Propylene	ND	ug/m3	0.59	0.18	1.68		05/09/14 16:56	115-07-1	
Styrene	ND	ug/m3	1.5	0.23	1.68		05/09/14 16:56	100-42-5	
1,1,2,2-Tetrachloroethane	ND	ug/m3	1.2	0.39	1.68		05/09/14 16:56	79-34-5	

REPORT OF LABORATORY ANALYSIS

This report shall not be reproduced, except in full,
without the written consent of Pace Analytical Services, Inc..

Pace Analytical Services, Inc.
1700 Elm Street - Suite 200
Minneapolis, MN 55414
(612)607-1700

ANALYTICAL RESULTS

Project: 60317420 St. Louis Park Inv.
Pace Project No.: 10264798

Sample: VP-317 **Lab ID: 10264798003** Collected: 04/25/14 09:50 Received: 04/25/14 12:00 Matrix: Air

Parameters	Results	Units	Report Limit	MDL	DF	Prepared	Analyzed	CAS No.	Qual
TO15 MSV AIR	Analytical Method: TO-15								
Tetrachloroethene	ND	ug/m3	1.2	0.32	1.68		05/09/14 16:56	127-18-4	
Tetrahydrofuran	ND	ug/m3	1.0	0.23	1.68		05/09/14 16:56	109-99-9	
Toluene	**2.2**	ug/m3	1.3	0.23	1.68		05/09/14 16:56	108-88-3	
1,2,4-Trichlorobenzene	ND	ug/m3	2.5	0.61	1.68		05/09/14 16:56	120-82-1	
1,1,1-Trichloroethane	ND	ug/m3	1.9	0.23	1.68		05/09/14 16:56	71-55-6	
1,1,2-Trichloroethane	ND	ug/m3	0.92	0.41	1.68		05/09/14 16:56	79-00-5	
Trichloroethene	ND	ug/m3	0.92	0.30	1.68		05/09/14 16:56	79-01-6	
Trichlorofluoromethane	ND	ug/m3	1.9	0.23	1.68		05/09/14 16:56	75-69-4	
1,1,2-Trichlorotrifluoroethane	ND	ug/m3	2.7	0.27	1.68		05/09/14 16:56	76-13-1	
1,2,4-Trimethylbenzene	ND	ug/m3	1.7	0.20	1.68		05/09/14 16:56	95-63-6	
1,3,5-Trimethylbenzene	ND	ug/m3	1.7	0.35	1.68		05/09/14 16:56	108-67-8	
Vinyl acetate	ND	ug/m3	1.2	0.58	1.68		05/09/14 16:56	108-05-4	
Vinyl chloride	ND	ug/m3	0.44	0.16	1.68		05/09/14 16:56	75-01-4	
m&p-Xylene	ND	ug/m3	3.0	0.24	1.68		05/09/14 16:56	179601-23-1	
o-Xylene	ND	ug/m3	1.5	0.74	1.68		05/09/14 16:56	95-47-6	

REPORT OF LABORATORY ANALYSIS

This report shall not be reproduced, except in full,
without the written consent of Pace Analytical Services, Inc..

Pace Analytical Services, Inc.
1700 Elm Street - Suite 200
Minneapolis, MN 55414
(612)607-1700

ANALYTICAL RESULTS

Project: 60317420 St. Louis Park Inv.
Pace Project No.: 10264798

Sample: VP-317A **Lab ID: 10264798004** Collected: 04/25/14 09:55 Received: 04/25/14 12:00 Matrix: Air

Parameters	Results	Units	Report Limit	MDL	DF	Prepared	Analyzed	CAS No.	Qual
TO15 MSV AIR	Analytical Method: TO-15								
Acetone	**14.3**	ug/m3	4.1	2.0	1.68		05/09/14 17:19	67-64-1	
Benzene	ND	ug/m3	0.55	0.20	1.68		05/09/14 17:19	71-43-2	
Benzyl chloride	ND	ug/m3	1.8	0.88	1.68		05/09/14 17:19	100-44-7	
Bromodichloromethane	ND	ug/m3	2.3	0.31	1.68		05/09/14 17:19	75-27-4	
Bromoform	ND	ug/m3	3.5	0.54	1.68		05/09/14 17:19	75-25-2	
Bromomethane	ND	ug/m3	1.3	0.45	1.68		05/09/14 17:19	74-83-9	
1,3-Butadiene	ND	ug/m3	0.76	0.14	1.68		05/09/14 17:19	106-99-0	
2-Butanone (MEK)	**9.0**	ug/m3	1.0	0.46	1.68		05/09/14 17:19	78-93-3	
Carbon disulfide	ND	ug/m3	1.1	0.12	1.68		05/09/14 17:19	75-15-0	
Carbon tetrachloride	ND	ug/m3	1.1	0.54	1.68		05/09/14 17:19	56-23-5	
Chlorobenzene	ND	ug/m3	1.6	0.18	1.68		05/09/14 17:19	108-90-7	
Chloroethane	ND	ug/m3	0.91	0.45	1.68		05/09/14 17:19	75-00-3	
Chloroform	ND	ug/m3	1.7	0.30	1.68		05/09/14 17:19	67-66-3	
Chloromethane	ND	ug/m3	0.71	0.32	1.68		05/09/14 17:19	74-87-3	
Cyclohexane	ND	ug/m3	1.2	0.21	1.68		05/09/14 17:19	110-82-7	
Dibromochloromethane	ND	ug/m3	2.9	1.5	1.68		05/09/14 17:19	124-48-1	
1,2-Dibromoethane (EDB)	ND	ug/m3	2.6	0.39	1.68		05/09/14 17:19	106-93-4	
1,2-Dichlorobenzene	ND	ug/m3	2.0	0.24	1.68		05/09/14 17:19	95-50-1	
1,3-Dichlorobenzene	ND	ug/m3	2.0	0.39	1.68		05/09/14 17:19	541-73-1	
1,4-Dichlorobenzene	ND	ug/m3	2.0	0.33	1.68		05/09/14 17:19	106-46-7	
Dichlorodifluoromethane	**2.6**	ug/m3	1.7	0.18	1.68		05/09/14 17:19	75-71-8	
1,1-Dichloroethane	ND	ug/m3	1.4	0.24	1.68		05/09/14 17:19	75-34-3	
1,2-Dichloroethane	ND	ug/m3	0.69	0.20	1.68		05/09/14 17:19	107-06-2	
1,1-Dichloroethene	ND	ug/m3	1.4	0.17	1.68		05/09/14 17:19	75-35-4	
cis-1,2-Dichloroethene	ND	ug/m3	1.4	0.33	1.68		05/09/14 17:19	156-59-2	
trans-1,2-Dichloroethene	ND	ug/m3	1.4	0.27	1.68		05/09/14 17:19	156-60-5	
1,2-Dichloropropane	ND	ug/m3	1.6	0.26	1.68		05/09/14 17:19	78-87-5	
cis-1,3-Dichloropropene	ND	ug/m3	1.5	0.23	1.68		05/09/14 17:19	10061-01-5	
trans-1,3-Dichloropropene	ND	ug/m3	1.5	0.25	1.68		05/09/14 17:19	10061-02-6	
Dichlorotetrafluoroethane	ND	ug/m3	2.4	0.42	1.68		05/09/14 17:19	76-14-2	
Ethanol	**5.0**	ug/m3	1.6	0.53	1.68		05/09/14 17:19	64-17-5	
Ethyl acetate	ND	ug/m3	1.2	0.21	1.68		05/09/14 17:19	141-78-6	
Ethylbenzene	ND	ug/m3	1.5	0.30	1.68		05/09/14 17:19	100-41-4	
4-Ethyltoluene	ND	ug/m3	1.7	0.29	1.68		05/09/14 17:19	622-96-8	
n-Heptane	ND	ug/m3	1.4	0.27	1.68		05/09/14 17:19	142-82-5	
Hexachloro-1,3-butadiene	ND	ug/m3	9.1	0.69	1.68		05/09/14 17:19	87-68-3	
n-Hexane	**1.2**	ug/m3	1.2	0.17	1.68		05/09/14 17:19	110-54-3	
2-Hexanone	ND	ug/m3	1.4	0.36	1.68		05/09/14 17:19	591-78-6	
Methylene Chloride	ND	ug/m3	5.9	0.39	1.68		05/09/14 17:19	75-09-2	
4-Methyl-2-pentanone (MIBK)	ND	ug/m3	1.4	0.29	1.68		05/09/14 17:19	108-10-1	
Methyl-tert-butyl ether	ND	ug/m3	1.2	0.15	1.68		05/09/14 17:19	1634-04-4	
Naphthalene	ND	ug/m3	4.5	0.43	1.68		05/09/14 17:19	91-20-3	
2-Propanol	**11.6**	ug/m3	2.1	0.16	1.68		05/09/14 17:19	67-63-0	
Propylene	ND	ug/m3	0.59	0.18	1.68		05/09/14 17:19	115-07-1	
Styrene	ND	ug/m3	1.5	0.23	1.68		05/09/14 17:19	100-42-5	
1,1,2,2-Tetrachloroethane	ND	ug/m3	1.2	0.39	1.68		05/09/14 17:19	79-34-5	

REPORT OF LABORATORY ANALYSIS

This report shall not be reproduced, except in full,
without the written consent of Pace Analytical Services, Inc..

Pace Analytical Services, Inc.
1700 Elm Street - Suite 200
Minneapolis, MN 55414
(612)607-1700

ANALYTICAL RESULTS

Project: 60317420 St. Louis Park Inv.
Pace Project No.: 10264798

Sample: VP-317A **Lab ID: 10264798004** Collected: 04/25/14 09:55 Received: 04/25/14 12:00 Matrix: Air

Parameters	Results	Units	Report Limit	MDL	DF	Prepared	Analyzed	CAS No.	Qual
TO15 MSV AIR	Analytical Method: TO-15								
Tetrachloroethene	ND	ug/m3	1.2	0.32	1.68		05/09/14 17:19	127-18-4	
Tetrahydrofuran	ND	ug/m3	1.0	0.23	1.68		05/09/14 17:19	109-99-9	
Toluene	**2.5**	ug/m3	1.3	0.23	1.68		05/09/14 17:19	108-88-3	
1,2,4-Trichlorobenzene	ND	ug/m3	2.5	0.61	1.68		05/09/14 17:19	120-82-1	
1,1,1-Trichloroethane	ND	ug/m3	1.9	0.23	1.68		05/09/14 17:19	71-55-6	
1,1,2-Trichloroethane	ND	ug/m3	0.92	0.41	1.68		05/09/14 17:19	79-00-5	
Trichloroethene	ND	ug/m3	0.92	0.30	1.68		05/09/14 17:19	79-01-6	
Trichlorofluoromethane	ND	ug/m3	1.9	0.23	1.68		05/09/14 17:19	75-69-4	
1,1,2-Trichlorotrifluoroethane	ND	ug/m3	2.7	0.27	1.68		05/09/14 17:19	76-13-1	
1,2,4-Trimethylbenzene	ND	ug/m3	1.7	0.20	1.68		05/09/14 17:19	95-63-6	
1,3,5-Trimethylbenzene	ND	ug/m3	1.7	0.35	1.68		05/09/14 17:19	108-67-8	
Vinyl acetate	ND	ug/m3	1.2	0.58	1.68		05/09/14 17:19	108-05-4	
Vinyl chloride	ND	ug/m3	0.44	0.16	1.68		05/09/14 17:19	75-01-4	
m&p-Xylene	ND	ug/m3	3.0	0.24	1.68		05/09/14 17:19	179601-23-1	
o-Xylene	ND	ug/m3	1.5	0.74	1.68		05/09/14 17:19	95-47-6	

REPORT OF LABORATORY ANALYSIS

This report shall not be reproduced, except in full,
without the written consent of Pace Analytical Services, Inc..

Pace Analytical Services, Inc.
1700 Elm Street - Suite 200
Minneapolis, MN 55414
(612)607-1700

ANALYTICAL RESULTS

Project: 60317420 St. Louis Park Inv.
Pace Project No.: 10264798

Sample: VP-316 **Lab ID: 10264798005** Collected: 04/25/14 10:25 Received: 04/25/14 12:00 Matrix: Air

Parameters	Results	Units	Report Limit	MDL	DF	Prepared	Analyzed	CAS No.	Qual
TO15 MSV AIR	Analytical Method: TO-15								
Acetone	**40.2**	ug/m3	4.1	2.0	1.68		05/09/14 17:41	67-64-1	
Benzene	**1.9**	ug/m3	0.55	0.20	1.68		05/09/14 17:41	71-43-2	
Benzyl chloride	ND	ug/m3	1.8	0.88	1.68		05/09/14 17:41	100-44-7	
Bromodichloromethane	ND	ug/m3	2.3	0.31	1.68		05/09/14 17:41	75-27-4	
Bromoform	ND	ug/m3	3.5	0.54	1.68		05/09/14 17:41	75-25-2	
Bromomethane	ND	ug/m3	1.3	0.45	1.68		05/09/14 17:41	74-83-9	
1,3-Butadiene	ND	ug/m3	0.76	0.14	1.68		05/09/14 17:41	106-99-0	
2-Butanone (MEK)	ND	ug/m3	1.0	0.46	1.68		05/09/14 17:41	78-93-3	
Carbon disulfide	**7.2**	ug/m3	1.1	0.12	1.68		05/09/14 17:41	75-15-0	
Carbon tetrachloride	ND	ug/m3	1.1	0.54	1.68		05/09/14 17:41	56-23-5	
Chlorobenzene	ND	ug/m3	1.6	0.18	1.68		05/09/14 17:41	108-90-7	
Chloroethane	ND	ug/m3	0.91	0.45	1.68		05/09/14 17:41	75-00-3	
Chloroform	ND	ug/m3	1.7	0.30	1.68		05/09/14 17:41	67-66-3	
Chloromethane	ND	ug/m3	0.71	0.32	1.68		05/09/14 17:41	74-87-3	
Cyclohexane	**2.2**	ug/m3	1.2	0.21	1.68		05/09/14 17:41	110-82-7	
Dibromochloromethane	ND	ug/m3	2.9	1.5	1.68		05/09/14 17:41	124-48-1	
1,2-Dibromoethane (EDB)	ND	ug/m3	2.6	0.39	1.68		05/09/14 17:41	106-93-4	
1,2-Dichlorobenzene	ND	ug/m3	2.0	0.24	1.68		05/09/14 17:41	95-50-1	
1,3-Dichlorobenzene	ND	ug/m3	2.0	0.39	1.68		05/09/14 17:41	541-73-1	
1,4-Dichlorobenzene	ND	ug/m3	2.0	0.33	1.68		05/09/14 17:41	106-46-7	
Dichlorodifluoromethane	**3.9**	ug/m3	1.7	0.18	1.68		05/09/14 17:41	75-71-8	
1,1-Dichloroethane	ND	ug/m3	1.4	0.24	1.68		05/09/14 17:41	75-34-3	
1,2-Dichloroethane	ND	ug/m3	0.69	0.20	1.68		05/09/14 17:41	107-06-2	
1,1-Dichloroethene	ND	ug/m3	1.4	0.17	1.68		05/09/14 17:41	75-35-4	
cis-1,2-Dichloroethene	ND	ug/m3	1.4	0.33	1.68		05/09/14 17:41	156-59-2	
trans-1,2-Dichloroethene	ND	ug/m3	1.4	0.27	1.68		05/09/14 17:41	156-60-5	
1,2-Dichloropropane	ND	ug/m3	1.6	0.26	1.68		05/09/14 17:41	78-87-5	
cis-1,3-Dichloropropene	ND	ug/m3	1.5	0.23	1.68		05/09/14 17:41	10061-01-5	
trans-1,3-Dichloropropene	ND	ug/m3	1.5	0.25	1.68		05/09/14 17:41	10061-02-6	
Dichlorotetrafluoroethane	ND	ug/m3	2.4	0.42	1.68		05/09/14 17:41	76-14-2	
Ethanol	**19.5**	ug/m3	1.6	0.53	1.68		05/09/14 17:41	64-17-5	
Ethyl acetate	ND	ug/m3	1.2	0.21	1.68		05/09/14 17:41	141-78-6	
Ethylbenzene	ND	ug/m3	1.5	0.30	1.68		05/09/14 17:41	100-41-4	
4-Ethyltoluene	ND	ug/m3	1.7	0.29	1.68		05/09/14 17:41	622-96-8	
n-Heptane	**1.5**	ug/m3	1.4	0.27	1.68		05/09/14 17:41	142-82-5	
Hexachloro-1,3-butadiene	ND	ug/m3	9.1	0.69	1.68		05/09/14 17:41	87-68-3	
n-Hexane	**63.9**	ug/m3	1.2	0.17	1.68		05/09/14 17:41	110-54-3	
2-Hexanone	ND	ug/m3	1.4	0.36	1.68		05/09/14 17:41	591-78-6	
Methylene Chloride	**261**	ug/m3	49.8	3.3	14.11		05/10/14 15:07	75-09-2	
4-Methyl-2-pentanone (MIBK)	ND	ug/m3	1.4	0.29	1.68		05/09/14 17:41	108-10-1	
Methyl-tert-butyl ether	ND	ug/m3	1.2	0.15	1.68		05/09/14 17:41	1634-04-4	
Naphthalene	ND	ug/m3	4.5	0.43	1.68		05/09/14 17:41	91-20-3	
2-Propanol	ND	ug/m3	2.1	0.16	1.68		05/09/14 17:41	67-63-0	
Propylene	ND	ug/m3	0.59	0.18	1.68		05/09/14 17:41	115-07-1	
Styrene	ND	ug/m3	1.5	0.23	1.68		05/09/14 17:41	100-42-5	
1,1,2,2-Tetrachloroethane	ND	ug/m3	1.2	0.39	1.68		05/09/14 17:41	79-34-5	

REPORT OF LABORATORY ANALYSIS

This report shall not be reproduced, except in full,
without the written consent of Pace Analytical Services, Inc..

Pace Analytical Services, Inc.
1700 Elm Street - Suite 200
Minneapolis, MN 55414
(612)607-1700

ANALYTICAL RESULTS

Project: 60317420 St. Louis Park Inv.
Pace Project No.: 10264798

Sample: VP-316 **Lab ID: 10264798005** Collected: 04/25/14 10:25 Received: 04/25/14 12:00 Matrix: Air

Parameters	Results	Units	Report Limit	MDL	DF	Prepared	Analyzed	CAS No.	Qual
TO15 MSV AIR	Analytical Method: TO-15								
Tetrachloroethene	ND	ug/m3	1.2	0.32	1.68		05/09/14 17:41	127-18-4	
Tetrahydrofuran	ND	ug/m3	1.0	0.23	1.68		05/09/14 17:41	109-99-9	
Toluene	**18.8**	ug/m3	1.3	0.23	1.68		05/09/14 17:41	108-88-3	
1,2,4-Trichlorobenzene	ND	ug/m3	2.5	0.61	1.68		05/09/14 17:41	120-82-1	
1,1,1-Trichloroethane	ND	ug/m3	1.9	0.23	1.68		05/09/14 17:41	71-55-6	
1,1,2-Trichloroethane	ND	ug/m3	0.92	0.41	1.68		05/09/14 17:41	79-00-5	
Trichloroethene	ND	ug/m3	0.92	0.30	1.68		05/09/14 17:41	79-01-6	
Trichlorofluoromethane	**2.0**	ug/m3	1.9	0.23	1.68		05/09/14 17:41	75-69-4	
1,1,2-Trichlorotrifluoroethane	ND	ug/m3	2.7	0.27	1.68		05/09/14 17:41	76-13-1	
1,2,4-Trimethylbenzene	ND	ug/m3	1.7	0.20	1.68		05/09/14 17:41	95-63-6	
1,3,5-Trimethylbenzene	ND	ug/m3	1.7	0.35	1.68		05/09/14 17:41	108-67-8	
Vinyl acetate	ND	ug/m3	1.2	0.58	1.68		05/09/14 17:41	108-05-4	
Vinyl chloride	ND	ug/m3	0.44	0.16	1.68		05/09/14 17:41	75-01-4	
m&p-Xylene	**3.6**	ug/m3	3.0	0.24	1.68		05/09/14 17:41	179601-23-1	
o-Xylene	ND	ug/m3	1.5	0.74	1.68		05/09/14 17:41	95-47-6	

REPORT OF LABORATORY ANALYSIS

This report shall not be reproduced, except in full,
without the written consent of Pace Analytical Services, Inc..

Pace Analytical Services, Inc.
1700 Elm Street - Suite 200
Minneapolis, MN 55414
(612)607-1700

ANALYTICAL RESULTS

Project: 60317420 St. Louis Park Inv.
Pace Project No.: 10264798

Sample: VP-315 **Lab ID: 10264798006** Collected: 04/25/14 10:20 Received: 04/25/14 12:00 Matrix: Air

Parameters	Results	Units	Report Limit	MDL	DF	Prepared	Analyzed	CAS No.	Qual
TO15 MSV AIR	Analytical Method: TO-15								
Acetone	ND	ug/m3	4.1	2.0	1.68		05/09/14 18:05	67-64-1	
Benzene	ND	ug/m3	0.55	0.20	1.68		05/09/14 18:05	71-43-2	
Benzyl chloride	ND	ug/m3	1.8	0.88	1.68		05/09/14 18:05	100-44-7	
Bromodichloromethane	ND	ug/m3	2.3	0.31	1.68		05/09/14 18:05	75-27-4	
Bromoform	ND	ug/m3	3.5	0.54	1.68		05/09/14 18:05	75-25-2	
Bromomethane	ND	ug/m3	1.3	0.45	1.68		05/09/14 18:05	74-83-9	
1,3-Butadiene	ND	ug/m3	0.76	0.14	1.68		05/09/14 18:05	106-99-0	
2-Butanone (MEK)	ND	ug/m3	1.0	0.46	1.68		05/09/14 18:05	78-93-3	
Carbon disulfide	ND	ug/m3	1.1	0.12	1.68		05/09/14 18:05	75-15-0	
Carbon tetrachloride	ND	ug/m3	1.1	0.54	1.68		05/09/14 18:05	56-23-5	
Chlorobenzene	ND	ug/m3	1.6	0.18	1.68		05/09/14 18:05	108-90-7	
Chloroethane	ND	ug/m3	0.91	0.45	1.68		05/09/14 18:05	75-00-3	
Chloroform	ND	ug/m3	1.7	0.30	1.68		05/09/14 18:05	67-66-3	
Chloromethane	ND	ug/m3	0.71	0.32	1.68		05/09/14 18:05	74-87-3	
Cyclohexane	ND	ug/m3	1.2	0.21	1.68		05/09/14 18:05	110-82-7	
Dibromochloromethane	ND	ug/m3	2.9	1.5	1.68		05/09/14 18:05	124-48-1	
1,2-Dibromoethane (EDB)	ND	ug/m3	2.6	0.39	1.68		05/09/14 18:05	106-93-4	
1,2-Dichlorobenzene	ND	ug/m3	2.0	0.24	1.68		05/09/14 18:05	95-50-1	
1,3-Dichlorobenzene	ND	ug/m3	2.0	0.39	1.68		05/09/14 18:05	541-73-1	
1,4-Dichlorobenzene	ND	ug/m3	2.0	0.33	1.68		05/09/14 18:05	106-46-7	
Dichlorodifluoromethane	ND	ug/m3	1.7	0.18	1.68		05/09/14 18:05	75-71-8	
1,1-Dichloroethane	ND	ug/m3	1.4	0.24	1.68		05/09/14 18:05	75-34-3	
1,2-Dichloroethane	ND	ug/m3	0.69	0.20	1.68		05/09/14 18:05	107-06-2	
1,1-Dichloroethene	ND	ug/m3	1.4	0.17	1.68		05/09/14 18:05	75-35-4	
cis-1,2-Dichloroethene	ND	ug/m3	1.4	0.33	1.68		05/09/14 18:05	156-59-2	
trans-1,2-Dichloroethene	ND	ug/m3	1.4	0.27	1.68		05/09/14 18:05	156-60-5	
1,2-Dichloropropane	ND	ug/m3	1.6	0.26	1.68		05/09/14 18:05	78-87-5	
cis-1,3-Dichloropropene	ND	ug/m3	1.5	0.23	1.68		05/09/14 18:05	10061-01-5	
trans-1,3-Dichloropropene	ND	ug/m3	1.5	0.25	1.68		05/09/14 18:05	10061-02-6	
Dichlorotetrafluoroethane	ND	ug/m3	2.4	0.42	1.68		05/09/14 18:05	76-14-2	
Ethanol	ND	ug/m3	1.6	0.53	1.68		05/09/14 18:05	64-17-5	
Ethyl acetate	ND	ug/m3	1.2	0.21	1.68		05/09/14 18:05	141-78-6	
Ethylbenzene	ND	ug/m3	1.5	0.30	1.68		05/09/14 18:05	100-41-4	
4-Ethyltoluene	ND	ug/m3	1.7	0.29	1.68		05/09/14 18:05	622-96-8	
n-Heptane	ND	ug/m3	1.4	0.27	1.68		05/09/14 18:05	142-82-5	
Hexachloro-1,3-butadiene	ND	ug/m3	9.1	0.69	1.68		05/09/14 18:05	87-68-3	
n-Hexane	**1.5**	ug/m3	1.2	0.17	1.68		05/09/14 18:05	110-54-3	
2-Hexanone	ND	ug/m3	1.4	0.36	1.68		05/09/14 18:05	591-78-6	
Methylene Chloride	ND	ug/m3	5.9	0.39	1.68		05/09/14 18:05	75-09-2	
4-Methyl-2-pentanone (MIBK)	ND	ug/m3	1.4	0.29	1.68		05/09/14 18:05	108-10-1	
Methyl-tert-butyl ether	ND	ug/m3	1.2	0.15	1.68		05/09/14 18:05	1634-04-4	
Naphthalene	ND	ug/m3	4.5	0.43	1.68		05/09/14 18:05	91-20-3	
2-Propanol	ND	ug/m3	2.1	0.16	1.68		05/09/14 18:05	67-63-0	
Propylene	ND	ug/m3	0.59	0.18	1.68		05/09/14 18:05	115-07-1	
Styrene	ND	ug/m3	1.5	0.23	1.68		05/09/14 18:05	100-42-5	
1,1,2,2-Tetrachloroethane	ND	ug/m3	1.2	0.39	1.68		05/09/14 18:05	79-34-5	

REPORT OF LABORATORY ANALYSIS

This report shall not be reproduced, except in full,
without the written consent of Pace Analytical Services, Inc..

Pace Analytical Services, Inc.
1700 Elm Street - Suite 200
Minneapolis, MN 55414
(612)607-1700

ANALYTICAL RESULTS

Project: 60317420 St. Louis Park Inv.
Pace Project No.: 10264798

Sample: VP-315 **Lab ID: 10264798006** Collected: 04/25/14 10:20 Received: 04/25/14 12:00 Matrix: Air

Parameters	Results	Units	Report Limit	MDL	DF	Prepared	Analyzed	CAS No.	Qual
TO15 MSV AIR	Analytical Method: TO-15								
Tetrachloroethene	ND	ug/m3	1.2	0.32	1.68		05/09/14 18:05	127-18-4	
Tetrahydrofuran	ND	ug/m3	1.0	0.23	1.68		05/09/14 18:05	109-99-9	
Toluene	ND	ug/m3	1.3	0.23	1.68		05/09/14 18:05	108-88-3	
1,2,4-Trichlorobenzene	ND	ug/m3	2.5	0.61	1.68		05/09/14 18:05	120-82-1	
1,1,1-Trichloroethane	ND	ug/m3	1.9	0.23	1.68		05/09/14 18:05	71-55-6	
1,1,2-Trichloroethane	ND	ug/m3	0.92	0.41	1.68		05/09/14 18:05	79-00-5	
Trichloroethene	ND	ug/m3	0.92	0.30	1.68		05/09/14 18:05	79-01-6	
Trichlorofluoromethane	ND	ug/m3	1.9	0.23	1.68		05/09/14 18:05	75-69-4	
1,1,2-Trichlorotrifluoroethane	ND	ug/m3	2.7	0.27	1.68		05/09/14 18:05	76-13-1	
1,2,4-Trimethylbenzene	ND	ug/m3	1.7	0.20	1.68		05/09/14 18:05	95-63-6	
1,3,5-Trimethylbenzene	ND	ug/m3	1.7	0.35	1.68		05/09/14 18:05	108-67-8	
Vinyl acetate	ND	ug/m3	1.2	0.58	1.68		05/09/14 18:05	108-05-4	
Vinyl chloride	ND	ug/m3	0.44	0.16	1.68		05/09/14 18:05	75-01-4	
m&p-Xylene	ND	ug/m3	3.0	0.24	1.68		05/09/14 18:05	179601-23-1	
o-Xylene	ND	ug/m3	1.5	0.74	1.68		05/09/14 18:05	95-47-6	

REPORT OF LABORATORY ANALYSIS

This report shall not be reproduced, except in full,
without the written consent of Pace Analytical Services, Inc..

Pace Analytical Services, Inc.
1700 Elm Street - Suite 200
Minneapolis, MN 55414
(612)607-1700

ANALYTICAL RESULTS

Project: 60317420 St. Louis Park Inv.
Pace Project No.: 10264798

Sample: VP-314 **Lab ID: 10264798007** Collected: 04/25/14 10:55 Received: 04/25/14 12:00 Matrix: Air

Parameters	Results	Units	Report Limit	MDL	DF	Prepared	Analyzed	CAS No.	Qual
TO15 MSV AIR	Analytical Method: TO-15								
Acetone	**18.9**	ug/m3	4.1	2.0	1.68		05/09/14 18:28	67-64-1	
Benzene	**8.4**	ug/m3	0.55	0.20	1.68		05/09/14 18:28	71-43-2	
Benzyl chloride	ND	ug/m3	1.8	0.88	1.68		05/09/14 18:28	100-44-7	
Bromodichloromethane	ND	ug/m3	2.3	0.31	1.68		05/09/14 18:28	75-27-4	
Bromoform	ND	ug/m3	3.5	0.54	1.68		05/09/14 18:28	75-25-2	
Bromomethane	ND	ug/m3	1.3	0.45	1.68		05/09/14 18:28	74-83-9	
1,3-Butadiene	ND	ug/m3	0.76	0.14	1.68		05/09/14 18:28	106-99-0	
2-Butanone (MEK)	**4.6**	ug/m3	1.0	0.46	1.68		05/09/14 18:28	78-93-3	
Carbon disulfide	**1.8**	ug/m3	1.1	0.12	1.68		05/09/14 18:28	75-15-0	
Carbon tetrachloride	ND	ug/m3	1.1	0.54	1.68		05/09/14 18:28	56-23-5	
Chlorobenzene	**23.2**	ug/m3	1.6	0.18	1.68		05/09/14 18:28	108-90-7	
Chloroethane	ND	ug/m3	0.91	0.45	1.68		05/09/14 18:28	75-00-3	
Chloroform	ND	ug/m3	1.7	0.30	1.68		05/09/14 18:28	67-66-3	
Chloromethane	ND	ug/m3	0.71	0.32	1.68		05/09/14 18:28	74-87-3	
Cyclohexane	ND	ug/m3	1.2	0.21	1.68		05/09/14 18:28	110-82-7	
Dibromochloromethane	ND	ug/m3	2.9	1.5	1.68		05/09/14 18:28	124-48-1	
1,2-Dibromoethane (EDB)	ND	ug/m3	2.6	0.39	1.68		05/09/14 18:28	106-93-4	
1,2-Dichlorobenzene	ND	ug/m3	2.0	0.24	1.68		05/09/14 18:28	95-50-1	
1,3-Dichlorobenzene	ND	ug/m3	2.0	0.39	1.68		05/09/14 18:28	541-73-1	
1,4-Dichlorobenzene	ND	ug/m3	2.0	0.33	1.68		05/09/14 18:28	106-46-7	
Dichlorodifluoromethane	**3.4**	ug/m3	1.7	0.18	1.68		05/09/14 18:28	75-71-8	
1,1-Dichloroethane	ND	ug/m3	1.4	0.24	1.68		05/09/14 18:28	75-34-3	
1,2-Dichloroethane	ND	ug/m3	0.69	0.20	1.68		05/09/14 18:28	107-06-2	
1,1-Dichloroethene	ND	ug/m3	1.4	0.17	1.68		05/09/14 18:28	75-35-4	
cis-1,2-Dichloroethene	ND	ug/m3	1.4	0.33	1.68		05/09/14 18:28	156-59-2	
trans-1,2-Dichloroethene	ND	ug/m3	1.4	0.27	1.68		05/09/14 18:28	156-60-5	
1,2-Dichloropropane	ND	ug/m3	1.6	0.26	1.68		05/09/14 18:28	78-87-5	
cis-1,3-Dichloropropene	ND	ug/m3	1.5	0.23	1.68		05/09/14 18:28	10061-01-5	
trans-1,3-Dichloropropene	ND	ug/m3	1.5	0.25	1.68		05/09/14 18:28	10061-02-6	
Dichlorotetrafluoroethane	ND	ug/m3	2.4	0.42	1.68		05/09/14 18:28	76-14-2	
Ethanol	**6.9**	ug/m3	1.6	0.53	1.68		05/09/14 18:28	64-17-5	
Ethyl acetate	ND	ug/m3	1.2	0.21	1.68		05/09/14 18:28	141-78-6	
Ethylbenzene	ND	ug/m3	1.5	0.30	1.68		05/09/14 18:28	100-41-4	
4-Ethyltoluene	ND	ug/m3	1.7	0.29	1.68		05/09/14 18:28	622-96-8	
n-Heptane	**1.8**	ug/m3	1.4	0.27	1.68		05/09/14 18:28	142-82-5	
Hexachloro-1,3-butadiene	ND	ug/m3	9.1	0.69	1.68		05/09/14 18:28	87-68-3	
n-Hexane	ND	ug/m3	1.2	0.17	1.68		05/09/14 18:28	110-54-3	
2-Hexanone	ND	ug/m3	1.4	0.36	1.68		05/09/14 18:28	591-78-6	
Methylene Chloride	**6.3**	ug/m3	5.9	0.39	1.68		05/09/14 18:28	75-09-2	
4-Methyl-2-pentanone (MIBK)	**3.4**	ug/m3	1.4	0.29	1.68		05/09/14 18:28	108-10-1	
Methyl-tert-butyl ether	ND	ug/m3	1.2	0.15	1.68		05/09/14 18:28	1634-04-4	
Naphthalene	ND	ug/m3	4.5	0.43	1.68		05/09/14 18:28	91-20-3	
2-Propanol	**38.1**	ug/m3	2.1	0.16	1.68		05/09/14 18:28	67-63-0	
Propylene	**0.95**	ug/m3	0.59	0.18	1.68		05/09/14 18:28	115-07-1	
Styrene	ND	ug/m3	1.5	0.23	1.68		05/09/14 18:28	100-42-5	
1,1,2,2-Tetrachloroethane	ND	ug/m3	1.2	0.39	1.68		05/09/14 18:28	79-34-5	

REPORT OF LABORATORY ANALYSIS

This report shall not be reproduced, except in full,
without the written consent of Pace Analytical Services, Inc..

Pace Analytical Services, Inc.
1700 Elm Street - Suite 200
Minneapolis, MN 55414
(612)607-1700

ANALYTICAL RESULTS

Project: 60317420 St. Louis Park Inv.
Pace Project No.: 10264798

Sample: VP-314 **Lab ID: 10264798007** Collected: 04/25/14 10:55 Received: 04/25/14 12:00 Matrix: Air

Parameters	Results	Units	Report Limit	MDL	DF	Prepared	Analyzed	CAS No.	Qual
TO15 MSV AIR	Analytical Method: TO-15								
Tetrachloroethene	ND	ug/m3	1.2	0.32	1.68		05/09/14 18:28	127-18-4	
Tetrahydrofuran	**6.8**	ug/m3	1.0	0.23	1.68		05/09/14 18:28	109-99-9	
Toluene	**5.3**	ug/m3	1.3	0.23	1.68		05/09/14 18:28	108-88-3	
1,2,4-Trichlorobenzene	ND	ug/m3	2.5	0.61	1.68		05/09/14 18:28	120-82-1	
1,1,1-Trichloroethane	ND	ug/m3	1.9	0.23	1.68		05/09/14 18:28	71-55-6	
1,1,2-Trichloroethane	ND	ug/m3	0.92	0.41	1.68		05/09/14 18:28	79-00-5	
Trichloroethene	ND	ug/m3	0.92	0.30	1.68		05/09/14 18:28	79-01-6	
Trichlorofluoromethane	ND	ug/m3	1.9	0.23	1.68		05/09/14 18:28	75-69-4	
1,1,2-Trichlorotrifluoroethane	ND	ug/m3	2.7	0.27	1.68		05/09/14 18:28	76-13-1	
1,2,4-Trimethylbenzene	**2.4**	ug/m3	1.7	0.20	1.68		05/09/14 18:28	95-63-6	
1,3,5-Trimethylbenzene	ND	ug/m3	1.7	0.35	1.68		05/09/14 18:28	108-67-8	
Vinyl acetate	ND	ug/m3	1.2	0.58	1.68		05/09/14 18:28	108-05-4	
Vinyl chloride	ND	ug/m3	0.44	0.16	1.68		05/09/14 18:28	75-01-4	
m&p-Xylene	**4.2**	ug/m3	3.0	0.24	1.68		05/09/14 18:28	179601-23-1	
o-Xylene	**1.5**	ug/m3	1.5	0.74	1.68		05/09/14 18:28	95-47-6	

REPORT OF LABORATORY ANALYSIS

This report shall not be reproduced, except in full,
without the written consent of Pace Analytical Services, Inc..

Pace Analytical Services, Inc.
1700 Elm Street - Suite 200
Minneapolis, MN 55414
(612)607-1700

ANALYTICAL RESULTS

Project: 60317420 St. Louis Park Inv.
Pace Project No.: 10264798

Sample: VP-312 **Lab ID: 10264798008** Collected: 04/25/14 11:10 Received: 04/25/14 12:00 Matrix: Air

Parameters	Results	Units	Report Limit	MDL	DF	Prepared	Analyzed	CAS No.	Qual
TO15 MSV AIR	Analytical Method: TO-15								
Acetone	**11.3**	ug/m3	4.1	2.0	1.68		05/09/14 18:51	67-64-1	
Benzene	ND	ug/m3	0.55	0.20	1.68		05/09/14 18:51	71-43-2	
Benzyl chloride	ND	ug/m3	1.8	0.88	1.68		05/09/14 18:51	100-44-7	
Bromodichloromethane	ND	ug/m3	2.3	0.31	1.68		05/09/14 18:51	75-27-4	
Bromoform	ND	ug/m3	3.5	0.54	1.68		05/09/14 18:51	75-25-2	
Bromomethane	ND	ug/m3	1.3	0.45	1.68		05/09/14 18:51	74-83-9	
1,3-Butadiene	ND	ug/m3	0.76	0.14	1.68		05/09/14 18:51	106-99-0	
2-Butanone (MEK)	**5.1**	ug/m3	1.0	0.46	1.68		05/09/14 18:51	78-93-3	
Carbon disulfide	**2.5**	ug/m3	1.1	0.12	1.68		05/09/14 18:51	75-15-0	
Carbon tetrachloride	ND	ug/m3	1.1	0.54	1.68		05/09/14 18:51	56-23-5	
Chlorobenzene	ND	ug/m3	1.6	0.18	1.68		05/09/14 18:51	108-90-7	
Chloroethane	ND	ug/m3	0.91	0.45	1.68		05/09/14 18:51	75-00-3	
Chloroform	ND	ug/m3	1.7	0.30	1.68		05/09/14 18:51	67-66-3	
Chloromethane	ND	ug/m3	0.71	0.32	1.68		05/09/14 18:51	74-87-3	
Cyclohexane	ND	ug/m3	1.2	0.21	1.68		05/09/14 18:51	110-82-7	
Dibromochloromethane	ND	ug/m3	2.9	1.5	1.68		05/09/14 18:51	124-48-1	
1,2-Dibromoethane (EDB)	ND	ug/m3	2.6	0.39	1.68		05/09/14 18:51	106-93-4	
1,2-Dichlorobenzene	ND	ug/m3	2.0	0.24	1.68		05/09/14 18:51	95-50-1	
1,3-Dichlorobenzene	ND	ug/m3	2.0	0.39	1.68		05/09/14 18:51	541-73-1	
1,4-Dichlorobenzene	ND	ug/m3	2.0	0.33	1.68		05/09/14 18:51	106-46-7	
Dichlorodifluoromethane	**2.5**	ug/m3	1.7	0.18	1.68		05/09/14 18:51	75-71-8	
1,1-Dichloroethane	ND	ug/m3	1.4	0.24	1.68		05/09/14 18:51	75-34-3	
1,2-Dichloroethane	ND	ug/m3	0.69	0.20	1.68		05/09/14 18:51	107-06-2	
1,1-Dichloroethene	ND	ug/m3	1.4	0.17	1.68		05/09/14 18:51	75-35-4	
cis-1,2-Dichloroethene	ND	ug/m3	1.4	0.33	1.68		05/09/14 18:51	156-59-2	
trans-1,2-Dichloroethene	ND	ug/m3	1.4	0.27	1.68		05/09/14 18:51	156-60-5	
1,2-Dichloropropane	ND	ug/m3	1.6	0.26	1.68		05/09/14 18:51	78-87-5	
cis-1,3-Dichloropropene	ND	ug/m3	1.5	0.23	1.68		05/09/14 18:51	10061-01-5	
trans-1,3-Dichloropropene	ND	ug/m3	1.5	0.25	1.68		05/09/14 18:51	10061-02-6	
Dichlorotetrafluoroethane	ND	ug/m3	2.4	0.42	1.68		05/09/14 18:51	76-14-2	
Ethanol	**4.8**	ug/m3	1.6	0.53	1.68		05/09/14 18:51	64-17-5	
Ethyl acetate	ND	ug/m3	1.2	0.21	1.68		05/09/14 18:51	141-78-6	
Ethylbenzene	ND	ug/m3	1.5	0.30	1.68		05/09/14 18:51	100-41-4	
4-Ethyltoluene	ND	ug/m3	1.7	0.29	1.68		05/09/14 18:51	622-96-8	
n-Heptane	ND	ug/m3	1.4	0.27	1.68		05/09/14 18:51	142-82-5	
Hexachloro-1,3-butadiene	ND	ug/m3	9.1	0.69	1.68		05/09/14 18:51	87-68-3	
n-Hexane	ND	ug/m3	1.2	0.17	1.68		05/09/14 18:51	110-54-3	
2-Hexanone	ND	ug/m3	1.4	0.36	1.68		05/09/14 18:51	591-78-6	
Methylene Chloride	ND	ug/m3	5.9	0.39	1.68		05/09/14 18:51	75-09-2	
4-Methyl-2-pentanone (MIBK)	ND	ug/m3	1.4	0.29	1.68		05/09/14 18:51	108-10-1	
Methyl-tert-butyl ether	ND	ug/m3	1.2	0.15	1.68		05/09/14 18:51	1634-04-4	
Naphthalene	ND	ug/m3	4.5	0.43	1.68		05/09/14 18:51	91-20-3	
2-Propanol	**7.6**	ug/m3	2.1	0.16	1.68		05/09/14 18:51	67-63-0	
Propylene	**0.93**	ug/m3	0.59	0.18	1.68		05/09/14 18:51	115-07-1	
Styrene	ND	ug/m3	1.5	0.23	1.68		05/09/14 18:51	100-42-5	
1,1,2,2-Tetrachloroethane	ND	ug/m3	1.2	0.39	1.68		05/09/14 18:51	79-34-5	

REPORT OF LABORATORY ANALYSIS

This report shall not be reproduced, except in full,
without the written consent of Pace Analytical Services, Inc..

Pace Analytical Services, Inc.
1700 Elm Street - Suite 200
Minneapolis, MN 55414
(612)607-1700

ANALYTICAL RESULTS

Project: 60317420 St. Louis Park Inv.
Pace Project No.: 10264798

Sample: VP-312 **Lab ID: 10264798008** Collected: 04/25/14 11:10 Received: 04/25/14 12:00 Matrix: Air

Parameters	Results	Units	Report Limit	MDL	DF	Prepared	Analyzed	CAS No.	Qual
TO15 MSV AIR	Analytical Method: TO-15								
Tetrachloroethene	ND	ug/m3	1.2	0.32	1.68		05/09/14 18:51	127-18-4	
Tetrahydrofuran	**1.6**	ug/m3	1.0	0.23	1.68		05/09/14 18:51	109-99-9	
Toluene	**4.4**	ug/m3	1.3	0.23	1.68		05/09/14 18:51	108-88-3	
1,2,4-Trichlorobenzene	ND	ug/m3	2.5	0.61	1.68		05/09/14 18:51	120-82-1	
1,1,1-Trichloroethane	ND	ug/m3	1.9	0.23	1.68		05/09/14 18:51	71-55-6	
1,1,2-Trichloroethane	ND	ug/m3	0.92	0.41	1.68		05/09/14 18:51	79-00-5	
Trichloroethene	**7.9**	ug/m3	0.92	0.30	1.68		05/09/14 18:51	79-01-6	
Trichlorofluoromethane	ND	ug/m3	1.9	0.23	1.68		05/09/14 18:51	75-69-4	
1,1,2-Trichlorotrifluoroethane	ND	ug/m3	2.7	0.27	1.68		05/09/14 18:51	76-13-1	
1,2,4-Trimethylbenzene	**2.0**	ug/m3	1.7	0.20	1.68		05/09/14 18:51	95-63-6	
1,3,5-Trimethylbenzene	ND	ug/m3	1.7	0.35	1.68		05/09/14 18:51	108-67-8	
Vinyl acetate	ND	ug/m3	1.2	0.58	1.68		05/09/14 18:51	108-05-4	
Vinyl chloride	ND	ug/m3	0.44	0.16	1.68		05/09/14 18:51	75-01-4	
m&p-Xylene	**3.4**	ug/m3	3.0	0.24	1.68		05/09/14 18:51	179601-23-1	
o-Xylene	ND	ug/m3	1.5	0.74	1.68		05/09/14 18:51	95-47-6	

REPORT OF LABORATORY ANALYSIS

This report shall not be reproduced, except in full,
without the written consent of Pace Analytical Services, Inc..

Pace Analytical Services, Inc.
1700 Elm Street - Suite 200
Minneapolis, MN 55414
(612)607-1700

ANALYTICAL RESULTS

Project: 60317420 St. Louis Park Inv.
Pace Project No.: 10264798

Sample: VP-313 **Lab ID: 10264798009** Collected: 04/25/14 11:00 Received: 04/25/14 12:00 Matrix: Air

Parameters	Results	Units	Report Limit	MDL	DF	Prepared	Analyzed	CAS No.	Qual
TO15 MSV AIR	Analytical Method: TO-15								
Acetone	**9.5**	ug/m3	4.1	2.0	1.68		05/09/14 19:14	67-64-1	
Benzene	**0.74**	ug/m3	0.55	0.20	1.68		05/09/14 19:14	71-43-2	
Benzyl chloride	ND	ug/m3	1.8	0.88	1.68		05/09/14 19:14	100-44-7	
Bromodichloromethane	ND	ug/m3	2.3	0.31	1.68		05/09/14 19:14	75-27-4	
Bromoform	ND	ug/m3	3.5	0.54	1.68		05/09/14 19:14	75-25-2	
Bromomethane	ND	ug/m3	1.3	0.45	1.68		05/09/14 19:14	74-83-9	
1,3-Butadiene	ND	ug/m3	0.76	0.14	1.68		05/09/14 19:14	106-99-0	
2-Butanone (MEK)	**1.2**	ug/m3	1.0	0.46	1.68		05/09/14 19:14	78-93-3	
Carbon disulfide	**5.8**	ug/m3	1.1	0.12	1.68		05/09/14 19:14	75-15-0	
Carbon tetrachloride	ND	ug/m3	1.1	0.54	1.68		05/09/14 19:14	56-23-5	
Chlorobenzene	ND	ug/m3	1.6	0.18	1.68		05/09/14 19:14	108-90-7	
Chloroethane	ND	ug/m3	0.91	0.45	1.68		05/09/14 19:14	75-00-3	
Chloroform	ND	ug/m3	1.7	0.30	1.68		05/09/14 19:14	67-66-3	
Chloromethane	ND	ug/m3	0.71	0.32	1.68		05/09/14 19:14	74-87-3	
Cyclohexane	ND	ug/m3	1.2	0.21	1.68		05/09/14 19:14	110-82-7	
Dibromochloromethane	ND	ug/m3	2.9	1.5	1.68		05/09/14 19:14	124-48-1	
1,2-Dibromoethane (EDB)	ND	ug/m3	2.6	0.39	1.68		05/09/14 19:14	106-93-4	
1,2-Dichlorobenzene	ND	ug/m3	2.0	0.24	1.68		05/09/14 19:14	95-50-1	
1,3-Dichlorobenzene	ND	ug/m3	2.0	0.39	1.68		05/09/14 19:14	541-73-1	
1,4-Dichlorobenzene	ND	ug/m3	2.0	0.33	1.68		05/09/14 19:14	106-46-7	
Dichlorodifluoromethane	**2.3**	ug/m3	1.7	0.18	1.68		05/09/14 19:14	75-71-8	
1,1-Dichloroethane	ND	ug/m3	1.4	0.24	1.68		05/09/14 19:14	75-34-3	
1,2-Dichloroethane	ND	ug/m3	0.69	0.20	1.68		05/09/14 19:14	107-06-2	
1,1-Dichloroethene	ND	ug/m3	1.4	0.17	1.68		05/09/14 19:14	75-35-4	
cis-1,2-Dichloroethene	ND	ug/m3	1.4	0.33	1.68		05/09/14 19:14	156-59-2	
trans-1,2-Dichloroethene	ND	ug/m3	1.4	0.27	1.68		05/09/14 19:14	156-60-5	
1,2-Dichloropropane	ND	ug/m3	1.6	0.26	1.68		05/09/14 19:14	78-87-5	
cis-1,3-Dichloropropene	ND	ug/m3	1.5	0.23	1.68		05/09/14 19:14	10061-01-5	
trans-1,3-Dichloropropene	ND	ug/m3	1.5	0.25	1.68		05/09/14 19:14	10061-02-6	
Dichlorotetrafluoroethane	ND	ug/m3	2.4	0.42	1.68		05/09/14 19:14	76-14-2	
Ethanol	**2.8**	ug/m3	1.6	0.53	1.68		05/09/14 19:14	64-17-5	
Ethyl acetate	ND	ug/m3	1.2	0.21	1.68		05/09/14 19:14	141-78-6	
Ethylbenzene	ND	ug/m3	1.5	0.30	1.68		05/09/14 19:14	100-41-4	
4-Ethyltoluene	ND	ug/m3	1.7	0.29	1.68		05/09/14 19:14	622-96-8	
n-Heptane	ND	ug/m3	1.4	0.27	1.68		05/09/14 19:14	142-82-5	
Hexachloro-1,3-butadiene	ND	ug/m3	9.1	0.69	1.68		05/09/14 19:14	87-68-3	
n-Hexane	ND	ug/m3	1.2	0.17	1.68		05/09/14 19:14	110-54-3	
2-Hexanone	ND	ug/m3	1.4	0.36	1.68		05/09/14 19:14	591-78-6	
Methylene Chloride	ND	ug/m3	5.9	0.39	1.68		05/09/14 19:14	75-09-2	
4-Methyl-2-pentanone (MIBK)	ND	ug/m3	1.4	0.29	1.68		05/09/14 19:14	108-10-1	
Methyl-tert-butyl ether	ND	ug/m3	1.2	0.15	1.68		05/09/14 19:14	1634-04-4	
Naphthalene	ND	ug/m3	4.5	0.43	1.68		05/09/14 19:14	91-20-3	
2-Propanol	**12.9**	ug/m3	2.1	0.16	1.68		05/09/14 19:14	67-63-0	
Propylene	ND	ug/m3	0.59	0.18	1.68		05/09/14 19:14	115-07-1	
Styrene	ND	ug/m3	1.5	0.23	1.68		05/09/14 19:14	100-42-5	
1,1,2,2-Tetrachloroethane	ND	ug/m3	1.2	0.39	1.68		05/09/14 19:14	79-34-5	

REPORT OF LABORATORY ANALYSIS

This report shall not be reproduced, except in full,
without the written consent of Pace Analytical Services, Inc..

Pace Analytical Services, Inc.
1700 Elm Street - Suite 200
Minneapolis, MN 55414
(612)607-1700

ANALYTICAL RESULTS

Project: 60317420 St. Louis Park Inv.
Pace Project No.: 10264798

Sample: VP-313 **Lab ID: 10264798009** Collected: 04/25/14 11:00 Received: 04/25/14 12:00 Matrix: Air

Parameters	Results	Units	Report Limit	MDL	DF	Prepared	Analyzed	CAS No.	Qual
TO15 MSV AIR	Analytical Method: TO-15								
Tetrachloroethene	**1.9**	ug/m3	1.2	0.32	1.68		05/09/14 19:14	127-18-4	
Tetrahydrofuran	**2.2**	ug/m3	1.0	0.23	1.68		05/09/14 19:14	109-99-9	
Toluene	**4.2**	ug/m3	1.3	0.23	1.68		05/09/14 19:14	108-88-3	
1,2,4-Trichlorobenzene	ND	ug/m3	2.5	0.61	1.68		05/09/14 19:14	120-82-1	
1,1,1-Trichloroethane	ND	ug/m3	1.9	0.23	1.68		05/09/14 19:14	71-55-6	
1,1,2-Trichloroethane	ND	ug/m3	0.92	0.41	1.68		05/09/14 19:14	79-00-5	
Trichloroethene	ND	ug/m3	0.92	0.30	1.68		05/09/14 19:14	79-01-6	
Trichlorofluoromethane	ND	ug/m3	1.9	0.23	1.68		05/09/14 19:14	75-69-4	
1,1,2-Trichlorotrifluoroethane	ND	ug/m3	2.7	0.27	1.68		05/09/14 19:14	76-13-1	
1,2,4-Trimethylbenzene	**1.8**	ug/m3	1.7	0.20	1.68		05/09/14 19:14	95-63-6	
1,3,5-Trimethylbenzene	ND	ug/m3	1.7	0.35	1.68		05/09/14 19:14	108-67-8	
Vinyl acetate	ND	ug/m3	1.2	0.58	1.68		05/09/14 19:14	108-05-4	
Vinyl chloride	ND	ug/m3	0.44	0.16	1.68		05/09/14 19:14	75-01-4	
m&p-Xylene	**3.5**	ug/m3	3.0	0.24	1.68		05/09/14 19:14	179601-23-1	
o-Xylene	ND	ug/m3	1.5	0.74	1.68		05/09/14 19:14	95-47-6	

REPORT OF LABORATORY ANALYSIS

This report shall not be reproduced, except in full,
without the written consent of Pace Analytical Services, Inc..

Pace Analytical Services, Inc.
1700 Elm Street - Suite 200
Minneapolis, MN 55414
(612)607-1700

QUALITY CONTROL DATA

Project: 60317420 St. Louis Park Inv.
Pace Project No.: 10264798

QC Batch: AIR/20209 Analysis Method: TO-15
QC Batch Method: TO-15 Analysis Description: TO15 MSV AIR Low Level
Associated Lab Samples: 10264798001, 10264798002, 10264798003, 10264798004, 10264798005, 10264798006, 10264798007, 10264798008, 10264798009

METHOD BLANK: 1678044 Matrix: Air
Associated Lab Samples: 10264798001, 10264798002, 10264798003, 10264798004, 10264798005, 10264798006, 10264798007, 10264798008, 10264798009

Parameter	Units	Blank Result	Reporting Limit	Analyzed	Qualifiers
1,1,1-Trichloroethane	ug/m3	ND	1.1	05/09/14 10:49	
1,1,2,2-Tetrachloroethane	ug/m3	ND	0.70	05/09/14 10:49	
1,1,2-Trichloroethane	ug/m3	ND	0.55	05/09/14 10:49	
1,1,2-Trichlorotrifluoroethane	ug/m3	ND	1.6	05/09/14 10:49	
1,1-Dichloroethane	ug/m3	ND	0.82	05/09/14 10:49	
1,1-Dichloroethene	ug/m3	ND	0.81	05/09/14 10:49	
1,2,4-Trichlorobenzene	ug/m3	ND	1.5	05/09/14 10:49	
1,2,4-Trimethylbenzene	ug/m3	ND	1.0	05/09/14 10:49	
1,2-Dibromoethane (EDB)	ug/m3	ND	1.6	05/09/14 10:49	
1,2-Dichlorobenzene	ug/m3	ND	1.2	05/09/14 10:49	
1,2-Dichloroethane	ug/m3	ND	0.41	05/09/14 10:49	
1,2-Dichloropropane	ug/m3	ND	0.94	05/09/14 10:49	
1,3,5-Trimethylbenzene	ug/m3	ND	1.0	05/09/14 10:49	
1,3-Butadiene	ug/m3	ND	0.45	05/09/14 10:49	
1,3-Dichlorobenzene	ug/m3	ND	1.2	05/09/14 10:49	
1,4-Dichlorobenzene	ug/m3	ND	1.2	05/09/14 10:49	
2-Butanone (MEK)	ug/m3	ND	0.60	05/09/14 10:49	
2-Hexanone	ug/m3	ND	0.83	05/09/14 10:49	
2-Propanol	ug/m3	ND	1.2	05/09/14 10:49	
4-Ethyltoluene	ug/m3	ND	1.0	05/09/14 10:49	
4-Methyl-2-pentanone (MIBK)	ug/m3	ND	0.83	05/09/14 10:49	
Acetone	ug/m3	ND	2.4	05/09/14 10:49	
Benzene	ug/m3	ND	0.32	05/09/14 10:49	
Benzyl chloride	ug/m3	ND	1.0	05/09/14 10:49	
Bromodichloromethane	ug/m3	ND	1.4	05/09/14 10:49	
Bromoform	ug/m3	ND	2.1	05/09/14 10:49	
Bromomethane	ug/m3	ND	0.79	05/09/14 10:49	
Carbon disulfide	ug/m3	ND	0.63	05/09/14 10:49	
Carbon tetrachloride	ug/m3	ND	0.64	05/09/14 10:49	
Chlorobenzene	ug/m3	ND	0.94	05/09/14 10:49	
Chloroethane	ug/m3	ND	0.54	05/09/14 10:49	
Chloroform	ug/m3	ND	0.99	05/09/14 10:49	
Chloromethane	ug/m3	ND	0.42	05/09/14 10:49	
cis-1,2-Dichloroethene	ug/m3	ND	0.81	05/09/14 10:49	
cis-1,3-Dichloropropene	ug/m3	ND	0.92	05/09/14 10:49	
Cyclohexane	ug/m3	ND	0.70	05/09/14 10:49	
Dibromochloromethane	ug/m3	ND	1.7	05/09/14 10:49	
Dichlorodifluoromethane	ug/m3	ND	1.0	05/09/14 10:49	
Dichlorotetrafluoroethane	ug/m3	ND	1.4	05/09/14 10:49	
Ethanol	ug/m3	ND	0.96	05/09/14 10:49	
Ethyl acetate	ug/m3	ND	0.73	05/09/14 10:49	

REPORT OF LABORATORY ANALYSIS

This report shall not be reproduced, except in full,
without the written consent of Pace Analytical Services, Inc..

Pace Analytical Services, Inc.
1700 Elm Street - Suite 200
Minneapolis, MN 55414
(612)607-1700

QUALITY CONTROL DATA

Project: 60317420 St. Louis Park Inv.
Pace Project No.: 10264798

METHOD BLANK: 1678044 Matrix: Air

Associated Lab Samples: 10264798001, 10264798002, 10264798003, 10264798004, 10264798005, 10264798006, 10264798007, 10264798008, 10264798009

Parameter	Units	Blank Result	Reporting Limit	Analyzed	Qualifiers
Ethylbenzene	ug/m3	ND	0.88	05/09/14 10:49	
Hexachloro-1,3-butadiene	ug/m3	ND	5.4	05/09/14 10:49	
m&p-Xylene	ug/m3	ND	1.8	05/09/14 10:49	
Methyl-tert-butyl ether	ug/m3	ND	0.73	05/09/14 10:49	
Methylene Chloride	ug/m3	ND	3.5	05/09/14 10:49	
n-Heptane	ug/m3	ND	0.83	05/09/14 10:49	
n-Hexane	ug/m3	ND	0.72	05/09/14 10:49	
Naphthalene	ug/m3	ND	2.7	05/09/14 10:49	
o-Xylene	ug/m3	ND	0.88	05/09/14 10:49	
Propylene	ug/m3	ND	0.35	05/09/14 10:49	
Styrene	ug/m3	ND	0.87	05/09/14 10:49	
Tetrachloroethene	ug/m3	ND	0.69	05/09/14 10:49	
Tetrahydrofuran	ug/m3	ND	0.60	05/09/14 10:49	
Toluene	ug/m3	ND	0.77	05/09/14 10:49	
trans-1,2-Dichloroethene	ug/m3	ND	0.81	05/09/14 10:49	
trans-1,3-Dichloropropene	ug/m3	ND	0.92	05/09/14 10:49	
Trichloroethene	ug/m3	ND	0.55	05/09/14 10:49	
Trichlorofluoromethane	ug/m3	ND	1.1	05/09/14 10:49	
Vinyl acetate	ug/m3	ND	0.72	05/09/14 10:49	
Vinyl chloride	ug/m3	ND	0.26	05/09/14 10:49	

LABORATORY CONTROL SAMPLE: 1678045

Parameter	Units	Spike Conc.	LCS Result	LCS % Rec	% Rec Limits	Qualifiers
1,1,1-Trichloroethane	ug/m3	55.5	63.9	115	72-128	
1,1,2,2-Tetrachloroethane	ug/m3	69.8	65.6	94	72-136	
1,1,2-Trichloroethane	ug/m3	55.5	53.1	96	72-130	
1,1,2-Trichlorotrifluoroethane	ug/m3	77.9	83.0	106	68-126	
1,1-Dichloroethane	ug/m3	41.2	43.4	105	68-128	
1,1-Dichloroethene	ug/m3	40.3	46.2	114	68-130	
1,2,4-Trichlorobenzene	ug/m3	75.5	72.8	96	30-150	
1,2,4-Trimethylbenzene	ug/m3	50	54.0	108	71-140	
1,2-Dibromoethane (EDB)	ug/m3	78.1	80.2	103	73-136	
1,2-Dichlorobenzene	ug/m3	61.2	59.6	97	63-150	
1,2-Dichloroethane	ug/m3	41.2	46.4	113	71-132	
1,2-Dichloropropane	ug/m3	47	50.5	107	72-130	
1,3,5-Trimethylbenzene	ug/m3	50	54.0	108	73-136	
1,3-Butadiene	ug/m3	22.5	25.7	114	72-130	
1,3-Dichlorobenzene	ug/m3	61.2	59.4	97	69-142	
1,4-Dichlorobenzene	ug/m3	61.2	71.7	117	65-142	
2-Butanone (MEK)	ug/m3	30	32.7	109	71-135	
2-Hexanone	ug/m3	41.7	53.9	129	75-133	
2-Propanol	ug/m3	25	27.7	111	68-135	
4-Ethyltoluene	ug/m3	50	53.8	108	73-134	

REPORT OF LABORATORY ANALYSIS

This report shall not be reproduced, except in full,
without the written consent of Pace Analytical Services, Inc..

Pace Analytical Services, Inc.
1700 Elm Street - Suite 200
Minneapolis, MN 55414
(612)607-1700

QUALITY CONTROL DATA

Project: 60317420 St. Louis Park Inv.
Pace Project No.: 10264798

LABORATORY CONTROL SAMPLE: 1678045

Parameter	Units	Spike Conc.	LCS Result	LCS % Rec	% Rec Limits	Qualifiers
4-Methyl-2-pentanone (MIBK)	ug/m3	41.7	46.9	113	72-137	
Acetone	ug/m3	24.2	29.9	124	68-136	
Benzene	ug/m3	32.5	34.9	107	69-134	
Benzyl chloride	ug/m3	52.5	56.2	107	71-136	
Bromodichloromethane	ug/m3	68.2	72.2	106	74-129	
Bromoform	ug/m3	105	112	106	69-138	
Bromomethane	ug/m3	39.5	41.7	106	68-127	
Carbon disulfide	ug/m3	31.7	31.9	101	68-130	
Carbon tetrachloride	ug/m3	64	78.6	123	66-134	
Chlorobenzene	ug/m3	46.8	50.2	107	72-137	
Chloroethane	ug/m3	26.8	27.4	102	69-128	
Chloroform	ug/m3	49.7	53.2	107	72-127	
Chloromethane	ug/m3	21	23.4	112	69-125	
cis-1,2-Dichloroethene	ug/m3	40.3	41.5	103	71-135	
cis-1,3-Dichloropropene	ug/m3	46.2	48.5	105	74-134	
Cyclohexane	ug/m3	35	34.9	100	72-130	
Dibromochloromethane	ug/m3	86.6	93.3	108	73-133	
Dichlorodifluoromethane	ug/m3	50.3	55.2	110	69-125	
Dichlorotetrafluoroethane	ug/m3	71.1	83.2	117	68-128	
Ethanol	ug/m3	19.2	21.2	111	70-134	
Ethyl acetate	ug/m3	36.6	39.4	108	71-134	
Ethylbenzene	ug/m3	44.2	46.4	105	73-139	
Hexachloro-1,3-butadiene	ug/m3	108	131	121	30-150	
m&p-Xylene	ug/m3	44.2	45.7	103	73-139	
Methyl-tert-butyl ether	ug/m3	36.7	40.9	111	72-132	
Methylene Chloride	ug/m3	35.3	34.1	96	64-134	
n-Heptane	ug/m3	41.7	44.8	107	70-130	
n-Hexane	ug/m3	35.8	36.8	103	69-128	
Naphthalene	ug/m3	53.3	57.6	108	61-150	
o-Xylene	ug/m3	44.2	48.3	109	71-138	
Propylene	ug/m3	17.5	18.7	107	69-133	
Styrene	ug/m3	43.3	47.8	110	74-136	
Tetrachloroethene	ug/m3	69	77.5	112	69-136	
Tetrahydrofuran	ug/m3	30	36.0	120	73-131	
Toluene	ug/m3	38.3	35.2	92	67-133	
trans-1,2-Dichloroethene	ug/m3	40.3	44.9	111	70-131	
trans-1,3-Dichloropropene	ug/m3	46.2	51.9	112	72-135	
Trichloroethene	ug/m3	54.6	53.2	97	70-135	
Trichlorofluoromethane	ug/m3	57.1	65.3	114	67-125	
Vinyl acetate	ug/m3	35.8	43.3	121	72-133	
Vinyl chloride	ug/m3	26	30.2	116	69-132	

SAMPLE DUPLICATE: 1678047

Parameter	Units	10266287001 Result	Dup Result	RPD	Max RPD	Qualifiers
1,1,1-Trichloroethane	ug/m3	<1.6	ND		25	
1,1,2,2-Tetrachloroethane	ug/m3	<1.0	ND		25	

REPORT OF LABORATORY ANALYSIS

This report shall not be reproduced, except in full,
without the written consent of Pace Analytical Services, Inc..

Pace Analytical Services, Inc.
1700 Elm Street - Suite 200
Minneapolis, MN 55414
(612)607-1700

QUALITY CONTROL DATA

Project: 60317420 St. Louis Park Inv.
Pace Project No.: 10264798

SAMPLE DUPLICATE: 1678047

Parameter	Units	10266287001 Result	Dup Result	RPD	Max RPD	Qualifiers
1,1,2-Trichloroethane	ug/m3	<0.79	ND		25	
1,1,2-Trichlorotrifluoroethane	ug/m3	<2.3	ND		25	
1,1-Dichloroethane	ug/m3	<1.2	ND		25	
1,1-Dichloroethene	ug/m3	<1.2	ND		25	
1,2,4-Trichlorobenzene	ug/m3	<2.2	ND		25	
1,2,4-Trimethylbenzene	ug/m3	<1.4	ND		25	
1,2-Dibromoethane (EDB)	ug/m3	<2.2	ND		25	
1,2-Dichlorobenzene	ug/m3	<1.8	ND		25	
1,2-Dichloroethane	ug/m3	<0.59	ND		25	
1,2-Dichloropropane	ug/m3	<1.4	ND		25	
1,3,5-Trimethylbenzene	ug/m3	<1.4	ND		25	
1,3-Butadiene	ug/m3	<0.65	ND		25	
1,3-Dichlorobenzene	ug/m3	<1.8	ND		25	
1,4-Dichlorobenzene	ug/m3	<1.8	ND		25	
2-Butanone (MEK)	ug/m3	36.0	35.5	1	25	
2-Hexanone	ug/m3	<1.2	ND		25	
2-Propanol	ug/m3	<1.8	ND		25	
4-Ethyltoluene	ug/m3	<1.4	ND		25	
4-Methyl-2-pentanone (MIBK)	ug/m3	<1.2	ND		25	
Acetone	ug/m3	69.2	69.0	.3	25	
Benzene	ug/m3	<0.47	ND		25	
Benzyl chloride	ug/m3	<1.5	ND		25	
Bromodichloromethane	ug/m3	<2.0	ND		25	
Bromoform	ug/m3	<3.0	ND		25	
Bromomethane	ug/m3	<1.1	ND		25	
Carbon disulfide	ug/m3	<0.91	ND		25	
Carbon tetrachloride	ug/m3	<0.92	ND		25	
Chlorobenzene	ug/m3	<1.4	ND		25	
Chloroethane	ug/m3	<0.78	ND		25	
Chloroform	ug/m3	2.5	2.5	.5	25	
Chloromethane	ug/m3	<0.60	ND		25	
cis-1,2-Dichloroethene	ug/m3	<1.2	ND		25	
cis-1,3-Dichloropropene	ug/m3	<1.3	ND		25	
Cyclohexane	ug/m3	1.3	.84J		25	
Dibromochloromethane	ug/m3	<2.5	ND		25	
Dichlorodifluoromethane	ug/m3	2.4	2.4	2	25	
Dichlorotetrafluoroethane	ug/m3	<2.0	ND		25	
Ethanol	ug/m3	54.8	53.8	2	25	
Ethyl acetate	ug/m3	<1.1	ND		25	
Ethylbenzene	ug/m3	<1.3	ND		25	
Hexachloro-1,3-butadiene	ug/m3	<7.8	ND		25	
m&p-Xylene	ug/m3	<2.5	1J		25	
Methyl-tert-butyl ether	ug/m3	<1.1	ND		25	
Methylene Chloride	ug/m3	8.6	9.4	9	25	
n-Heptane	ug/m3	<1.2	.81J		25	
n-Hexane	ug/m3	1.8	1.5	20	25	
Naphthalene	ug/m3	<3.8	1.4J		25	
o-Xylene	ug/m3	<1.3	ND		25	

REPORT OF LABORATORY ANALYSIS

This report shall not be reproduced, except in full,
without the written consent of Pace Analytical Services, Inc..

Pace Analytical Services, Inc.
1700 Elm Street - Suite 200
Minneapolis, MN 55414
(612)607-1700

QUALITY CONTROL DATA

Project: 60317420 St. Louis Park Inv.
Pace Project No.: 10264798

SAMPLE DUPLICATE: 1678047

Parameter	Units	10266287001 Result	Dup Result	RPD	Max RPD	Qualifiers
Propylene	ug/m3	<0.50	ND		25	
Styrene	ug/m3	<1.3	ND		25	
Tetrachloroethene	ug/m3	<0.99	ND		25	
Tetrahydrofuran	ug/m3	63.9	64.9	2	25	
Toluene	ug/m3	1.2	1.1	9	25	
trans-1,2-Dichloroethene	ug/m3	<1.2	ND		25	
trans-1,3-Dichloropropene	ug/m3	<1.3	ND		25	
Trichloroethene	ug/m3	<0.79	ND		25	
Trichlorofluoromethane	ug/m3	<1.6	1.3J		25	
Vinyl acetate	ug/m3	<1.0	ND		25	
Vinyl chloride	ug/m3	<0.37	ND		25	

REPORT OF LABORATORY ANALYSIS

This report shall not be reproduced, except in full,
without the written consent of Pace Analytical Services, Inc..

Pace Analytical Services, Inc.
1700 Elm Street - Suite 200
Minneapolis, MN 55414
(612)607-1700

QUALIFIERS

Project: 60317420 St. Louis Park Inv.
Pace Project No.: 10264798

DEFINITIONS

DF - Dilution Factor, if reported, represents the factor applied to the reported data due to changes in sample preparation, dilution of the sample aliquot, or moisture content.

ND - Not Detected at or above adjusted reporting limit.

J - Estimated concentration above the adjusted method detection limit and below the adjusted reporting limit.

MDL - Adjusted Method Detection Limit.

PRL - Pace Reporting Limit.

RL - Reporting Limit.

S - Surrogate

1,2-Diphenylhydrazine (8270 listed analyte) decomposes to Azobenzene.

Consistent with EPA guidelines, unrounded data are displayed and have been used to calculate % recovery and RPD values.

LCS(D) - Laboratory Control Sample (Duplicate)

MS(D) - Matrix Spike (Duplicate)

DUP - Sample Duplicate

RPD - Relative Percent Difference

NC - Not Calculable.

SG - Silica Gel - Clean-Up

U - Indicates the compound was analyzed for, but not detected.

N-Nitrosodiphenylamine decomposes and cannot be separated from Diphenylamine using Method 8270. The result reported for each analyte is a combined concentration.

Pace Analytical is TNI accredited. Contact your Pace PM for the current list of accredited analytes.

TNI - The NELAC Institute.

SAMPLE QUALIFIERS

Sample: 10264798001
[1] The Total Hydrocarbon (THC) pattern is evenly distributed throughout the chromatogram (before and after toluene).
Sample: 10264798002
[1] The Total Hydrocarbon (THC) pattern is evenly distributed throughout the chromatogram (before and after toluene).
Sample: 10264798003
[1] The Total Hydrocarbon (THC) pattern is evenly distributed throughout the chromatogram (before and after toluene).
Sample: 10264798004
[1] The Total Hydrocarbon (THC) pattern is evenly distributed throughout the chromatogram (before and after toluene).
Sample: 10264798005
[1] The Total Hydrocarbon (THC) pattern is evenly distributed throughout the chromatogram (before and after toluene).
Sample: 10264798006
[1] The Total Hydrocarbon (THC) pattern is evenly distributed throughout the chromatogram (before and after toluene).
Sample: 10264798007
[1] The Total Hydrocarbon (THC) pattern is evenly distributed throughout the chromatogram (before and after toluene).
Sample: 10264798008
[1] The Total Hydrocarbon (THC) pattern is evenly distributed throughout the chromatogram (before and after toluene).
Sample: 10264798009
[1] The Total Hydrocarbon (THC) pattern is evenly distributed throughout the chromatogram (before and after toluene).

This report shall not be reproduced, except in full,
without the written consent of Pace Analytical Services, Inc..

Pace Analytical Services, Inc.
1700 Elm Street - Suite 200
Minneapolis, MN 55414
(612)607-1700

QUALITY CONTROL DATA CROSS REFERENCE TABLE

Project: 60317420 St. Louis Park Inv.
Pace Project No.: 10264798

Lab ID	Sample ID	QC Batch Method	QC Batch	Analytical Method	Analytical Batch
10264798001	**VP-319**	TO-15	AIR/20209		
10264798002	**VP-318**	TO-15	AIR/20209		
10264798003	**VP-317**	TO-15	AIR/20209		
10264798004	**VP-317A**	TO-15	AIR/20209		
10264798005	**VP-316**	TO-15	AIR/20209		
10264798006	**VP-315**	TO-15	AIR/20209		
10264798007	**VP-314**	TO-15	AIR/20209		
10264798008	**VP-312**	TO-15	AIR/20209		
10264798009	**VP-313**	TO-15	AIR/20209		

This report shall not be reproduced, except in full,
without the written consent of Pace Analytical Services, Inc..

10264190

Pace Analytical®
www.pacelabs.com

AIR: CHAIN-OF-CUSTODY / Analytical Request Document

The Chain-of-Custody is a LEGAL DOCUMENT. All relevant fields must be completed accurately.

13066

Page: 1 of 1

Section A Required Client Information:

Company: AECOM
Address: 300 LaSalle Ave. Suite 500
Minneapolis MN 55402
Email To: tony.coyell@aecom.com
Phone: 612-376-2000 Fax:
Requested Due Date/TAT: std

Section B Required Project Information:

Report To: Tony Coyell
Copy To:
Purchase Order No.:
Project Name: St. Louis Park Inv.
Project Number: 60317420

Section C Invoice Information:

Attention: Same
Company Name:
Address:
Pace Quote Reference:
Pace Project Manager/Sales Rep. Carol Day
Pace Profile #:

Program: UST | Superfund | Emissions | Clean Air Act | Voluntary Clean Up | Dry Clean | RCRA | Other

Location of Sampling by State: MN

Reporting Units: µg/m³ ___ mg/m³ ___ PPBV ___ PPMV ___ Other ___

Report Level II.___ III.___ IV.___ Other ___

Section D Required Client Information

AIR SAMPLE ID
Sample IDs MUST BE UNIQUE

Valid Media Codes

MEDIA	CODE
Tedlar Bag	TB
1 Liter Summa Can	1LC
6 Liter Summa Can	6LC
Low Volume Puff	LVP
High Volume Puff	HVP
Other	PM10

ITEM #	AIR SAMPLE ID	MEDIA CODE	PID Reading (Client only)	COLLECTED COMPOSITE START END/GRAB DATE	COLLECTED COMPOSITE START END/GRAB TIME	COLLECTED COMPOSITE - DATE	COLLECTED COMPOSITE - TIME	Canister Pressure (Initial Field - psig)	Canister Pressure (Final Field - psig)	Summa Can Number	Flow Control Number	Method: PM10	3C: Fixed Gas (%)	TO-3	TO-3M (Methane)	TO-4 (PCBs)	TO-13 (PAH)	TO-14	TO-15	TO15 Short List*	Pace Lab ID
1	VP-319			4-25-14	0945			-26	0	2479								X			001
2	VP-318				1005					0920											002
3	VP-317				0950					1316											003
4	VP-317A				0955					1131											004
5	VP-316				1025					1326											005
6	VP-315				1020					2014											006
7	VP-314				1055					1321											007
8	VP-312				1110			-25	+1	1350											008
9	VP-313				1100			-24	0	1133											009
10																					
11																					
12																					

Comments :

RELINQUISHED BY / AFFILIATION	DATE	TIME	ACCEPTED BY / AFFILIATION	DATE	TIME
Ben Klaus / AECOM	4-25-14				1100

SAMPLER NAME AND SIGNATURE

PRINT Name of SAMPLER: Ben Klaus

SIGNATURE of SAMPLER: [signature] DATE Signed (MM / DD / YY): 4-25-14

SAMPLE CONDITIONS

	Y/N	Y/N	Y/N
	Y/N	Y/N	Y/N
	Y/N	Y/N	Y/N
Temp in °C	Received on Ice	Custody Sealed Cooler	Samples Intact

ORIGINAL

Pace Analytical	Document Name: Air Sample Condition Upon Receipt	Document Revised: 26Dec2013 Page 1 of 1
	Document No.: F-MN-A-106-rev.09	Issuing Authority: Pace Minnesota Quality Office

Air Sample Condition Upon Receipt

Client Name: Aecom

Project #: WO# : 10264798

10264798

Courier: ☐ Fed Ex ☐ UPS ☐ USPS ☒ Client ☐ Commercial ☐ Pace ☐ Other: _____

Tracking Number: _____

Custody Seal on Cooler/Box Present? ☐ Yes ☒ No **Seals Intact?** ☐ Yes ☒ No

Optional: Proj. Due Date: Proj. Name:

Packing Material: ☒ Bubble Wrap ☐ Bubble Bags ☐ Foam ☐ None ☐ Other: _____ **Temp Blank rec:** ☐ Yes ☒ No

Temp. (TO17 and TO13 samples only) (°C): ~ **Corrected Temp (°C):** ~ **Thermom. Used:** ☐ B88A912167504 ☐ B88A9132521491 ☐ 72337080 ☐ 80512447

Temp should be above freezing to 6°C **Correction Factor:** ~ **Date & Initials of Person Examining Contents:** 4/25/14

Type of ice Received ☐ Blue ☐ Wet ☒ None

Comments:

Chain of Custody Present?	☒ Yes	☐ No	☐ N/A	1.
Chain of Custody Filled Out?	☒ Yes	☐ No	☐ N/A	2.
Chain of Custody Relinquished?	☒ Yes	☐ No	☐ N/A	3.
Sampler Name and/or Signature on COC?	☒ Yes	☐ No	☐ N/A	4.
Samples Arrived within Hold Time?	☒ Yes	☐ No	☐ N/A	5.
Short Hold Time Analysis (<72 hr)?	☐ Yes	☒ No	☐ N/A	6.
Rush Turn Around Time Requested?	☐ Yes	☒ No	☐ N/A	7.
Sufficient Volume?	☒ Yes	☐ No	☐ N/A	8.
Correct Containers Used?	☒ Yes	☐ No	☐ N/A	9.
-Pace Containers Used?	☒ Yes	☐ No	☐ N/A	
Containers Intact?	☒ Yes	☐ No	☐ N/A	10.
Media: Air Can				11.
Sample Labels Match COC?	☒ Yes	☐ No	☐ N/A	12.

Samples Received:

Canisters		Flow Controllers		Stand Alone G	
Sample Number	Can ID	Sample Number	Can ID	Sample Number	Can ID
VP - 319	2479				
VP - 318	0420				
VP - 317	1316				
VP - 317A	1131				
VP - 316	1326				
VP - 319	2014				
VP - 314	1321				
VP - 312	1350				
VP - 313	1133				

CLIENT NOTIFICATION/RESOLUTION **Field Data Required?** ☐ Yes ☐ No

Person Contacted: _____ Date/Time: _____

Comments/Resolution: _____

Project Manager Review: CRD **Date:** 4-25-14

Note: Whenever there is a discrepancy affecting North Carolina compliance samples, a copy of this form will be sent to the North Carolina DEHNR Certification Office (i.e out of hold, incorrect preservative, out of temp, incorrect containers)

Data File: \\192.168.10.12\chem\10airB.i\050914.b\12917.D
Report Date: 12-May-2014 12:57

Pace Analytical Services, Inc.

TENTATIVELY IDENTIFIED COMPOUNDS

Client Name:
Lab Smp Id: 10264798001
Operator : AH2
Sample Location:
Sample Matrix: AIR
Analysis Type: VOA
Inj Date: 09-MAY-2014 16:10

Client SDG: 050914.b

Sample Date:
Sample Point:
Date Received:
Level: LOW

Number TICs found: 9

CONCENTRATION UNITS:
(ug/L or ug/KG) ppbv

	CAS NUMBER	COMPOUND NAME	RT	EST. CONC.	Q
1.		Unknown	2.591	0.0598	J
2.		Unknown	3.404	1.38	J
3.		Unknown	8.540	5.83	J
4.	127-19-5	Acetamide, N,N-dimethyl-	11.129	29.4	NJ
5.		Unknown	11.221	3.16	J
6.	556-67-2	Cyclotetrasiloxane, octamet	11.411	20.3	NJ
7.		Unknown	12.620	0.955	J
8.	108-95-2	Phenol	13.155	0.291	NJ
9.		Unknown	13.535	0.180	J

Data File: \\192.168.10.12\chem\10airB.i\050914.b\12917.D
Report Date: 12-May-2014 12:57

Pace Analytical Services, Inc.

TO15 Analysis (UNIX)

Data file : \\192.168.10.12\chem\10airB.i\050914.b\12917.D
Lab Smp Id: 10264798001
Inj Date : 09-MAY-2014 16:10
Operator : AH2 Inst ID: 10airB.i
Smp Info :
Misc Info : 20209
Comment : Volatile Organic COMPOUNDS in Air
Method : \\192.168.10.12\chem\10airB.i\050914.b\TO15_124-14_Markes.m
Meth Date : 12-May-2014 12:48 ahamilton Quant Type: ISTD
Cal Date : 04-MAY-2014 15:16 Cal File: 12413.D
Als bottle: 17
Dil Factor: 1.68000
Integrator: HP RTE Compound Sublist: all.sub
Target Version: 4.14

Concentration Formula: Amt * DF * Uf * CpndVariable

Name	Value	Description
DF	1.680	Dilution Factor
Uf	1.000	ng unit correction factor
Cpnd Variable		Local Compound Variable

COMPOUND	RT	AREA	AMOUNT
2 Dichlorodifluoromethane	3.021	3519042	0.331
10 Isopentane	3.735	24303	0.256
52 Toluene	8.379	25141	0.833
62 m&p-Xylene	10.349	9146	0.344
72 1,2,4-Trimethylbenzene	12.424	22886	0.191
74 p-isopropyltoluene	12.774	106902	0.148

		CONCENTRATIONS			QUANT		
RT	AREA	ON-COL(ppbv)	FINAL(ppbv)	QUAL	LIBRARY	LIB ENTRY	CPND #
Unknown				CAS #:			
2.591	378207	0.03556635	0.0598	0		0	2
Unknown				CAS #:			
3.404	78122	0.82149573	1.38	0		0	10
Unknown				CAS #:			
8.540	104801	3.47276687	5.83	0		0	52

Data File: \\192.168.10.12\chem\10airB.i\050914.b\12917.D
Report Date: 12-May-2014 12:57

		CONCENTRATIONS			QUANT		
RT	AREA	ON-COL(ppbv)	FINAL(ppbv)	QUAL	LIBRARY	LIB ENTRY	CPND #
Acetamide, N,N-dimethyl-				CAS #: 127-19-5			
11.129	464917	17.4774980	29.4	91	NIST05.L	1860	62
Unknown				CAS #:			
11.221	50094	1.88318517	3.16	0		0	62
Cyclotetrasiloxane, octamethyl-				CAS #: 556-67-2			
11.411	321012	12.0677291	20.3	90	NIST05.L	122480	62
Unknown				CAS #:			
12.620	68212	0.56827738	0.955	0		0	72
Phenol				CAS #: 108-95-2			
13.155	124970	0.17299567	0.291	96	NIST05.L	2533	74
Unknown				CAS #:			
13.535	77269	0.10696273	0.180	0		0	74

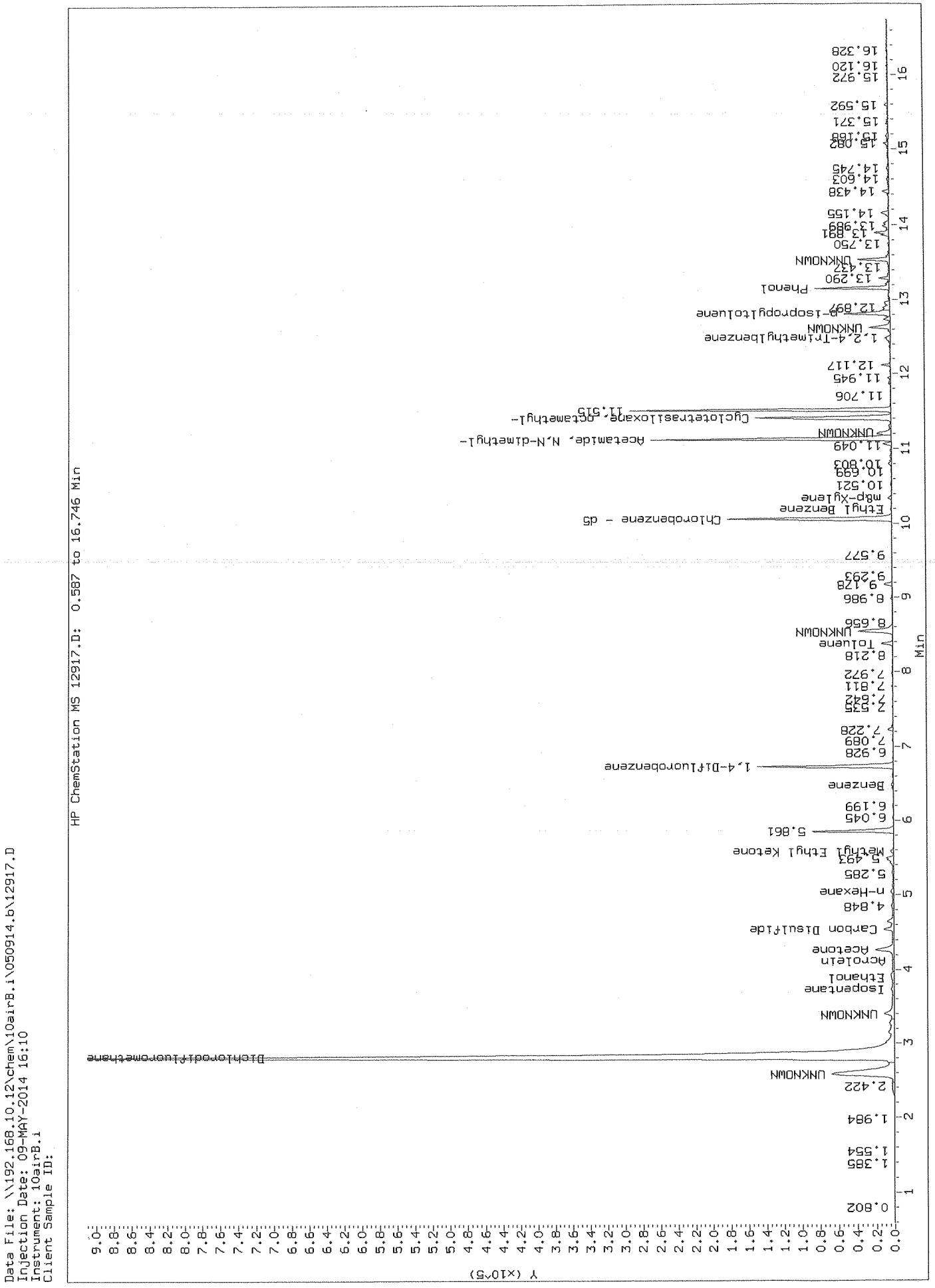
Data File: \\192.168.10.12\chem\10airB.i\050914.b\12917.D
Injection Date: 09-MAY-2014 16:10
Instrument: 10airB.i
Client Sample ID:
HP ChemStation MS 12917.D: 0.587 to 16.746 Min
Y (x10^5)
Min
Dichlorodifluoromethane
UNKNOWN
Isopentane
Ethanol
Acrolein
Acetone
Carbon Disulfide
n-Hexane
Methyl Ethyl Ketone
Benzene
1,4-Difluorobenzene
Toluene
UNKNOWN
Chlorobenzene - d5
Ethyl Benzene
m&p-Xylene
Acetamide, N,N-dimethyl-
UNKNOWN
Cyclotetrasiloxane, octamethyl-
1,2,4-Trimethylbenzene
UNKNOWN
p-Isopropyltoluene
Phenol
UNKNOWN
0.802
1.385
1.554
1.984
2.422
5.861
6.045
6.199
6.928
7.089
7.228
7.535
7.642
7.811
7.972
8.218
8.656
8.986
9.128
9.293
9.577
11.049
11.515
11.706
11.945
12.117
12.897
13.290
13.437
13.750
13.891
13.989
14.155
14.438
14.603
14.745
15.082
15.165
15.371
15.592
15.972
16.120
16.328

Data File: \\192.168.10.12\chem\10airB.i\050914.b\12918.D
Report Date: 12-May-2014 12:58

Pace Analytical Services, Inc.

TENTATIVELY IDENTIFIED COMPOUNDS

Client Name:
Lab Smp Id: 10264798002
Operator : AH2
Sample Location:
Sample Matrix: AIR
Analysis Type: VOA
Inj Date: 09-MAY-2014 16:33

Client SDG: 050914.b

Sample Date:
Sample Point:
Date Received:
Level: LOW

Number TICs found: 10

CONCENTRATION UNITS:
(ug/L or ug/KG) ppbv

	CAS NUMBER	COMPOUND NAME	RT	EST. CONC.	Q
1.		Unknown	2.460	0.00433	J
2.		Unknown	2.591	0.0644	J
3.		Unknown	5.462	1.40	J
4.		Unknown	11.423	2.78	J
5.		Unknown	12.645	0.241	J
6.	104-76-7	1-Hexanol, 2-ethyl-	12.958	0.807	NJ
7.		Unknown	13.290	0.182	J
8.		Unknown	13.535	0.406	J
9.	98-86-2	Acetophenone	13.861	0.238	NJ
10.		Unknown	13.977	0.264	J

Data File: \\192.168.10.12\chem\10airB.i\050914.b\12918.D
Report Date: 12-May-2014 12:58

Pace Analytical Services, Inc.

TO15 Analysis (UNIX)

Data file : \\192.168.10.12\chem\10airB.i\050914.b\12918.D
Lab Smp Id: 10264798002
Inj Date : 09-MAY-2014 16:33
Operator : AH2 Inst ID: 10airB.i
Smp Info :
Misc Info : 20209
Comment : Volatile Organic COMPOUNDS in Air
Method : \\192.168.10.12\chem\10airB.i\050914.b\TO15_124-14_Markes.m
Meth Date : 12-May-2014 12:48 ahamilton Quant Type: ISTD
Cal Date : 04-MAY-2014 15:16 Cal File: 12413.D
Als bottle: 18
Dil Factor: 1.68000
Integrator: HP RTE Compound Sublist: all.sub
Target Version: 4.14

Concentration Formula: Amt * DF * Uf * CpndVariable

Name	Value	Description
DF	1.680	Dilution Factor
Uf	1.000	ng unit correction factor
Cpnd Variable		Local Compound Variable

COMPOUND	RT	AREA	AMOUNT
2 Dichlorodifluoromethane	3.021	3546671	0.336
32 Methyl Ethyl Ketone	5.585	9131	0.386
72 1,2,4-Trimethylbenzene	12.424	21171	0.218
74 p-isopropyltoluene	12.774	21725	0.124

		CONCENTRATIONS			QUANT		
RT	AREA	ON-COL(ppbv)	FINAL(ppbv)	QUAL	LIBRARY	LIB ENTRY	CPND #
Unknown				CAS #:			
2.460	27200	0.00257529	0.00433	0		0	2
Unknown				CAS #:			
2.591	405000	0.03834490	0.0644	0		0	2
Unknown				CAS #:			
5.462	19655	0.83157701	1.40	0		0	32
Unknown				CAS #:			
11.423	160752	1.65471688	2.78	0		0	72

Data File: \\192.168.10.12\chem\10airB.i\050914.b\12918.D
Report Date: 12-May-2014 12:58

		CONCENTRATIONS			QUANT		
RT	AREA	ON-COL(ppbv)	FINAL(ppbv)	QUAL	LIBRARY	LIB ENTRY	CPND #
Unknown				CAS #:			
12.645	25243	0.14352378	0.241	0		0	74
1-Hexanol, 2-ethyl-				CAS #:	104-76-7		
12.958	84494	0.48039849	0.807	78	NIST05.L	13237	74
Unknown				CAS #:			
13.290	19003	0.10804375	0.182	0		0	74
Unknown				CAS #:			
13.535	42479	0.24151695	0.406	0		0	74
Acetophenone				CAS #:	98-86-2		
13.861	24932	0.14175238	0.238	90	NIST05.L	9074	74
Unknown				CAS #:			
13.977	27656	0.15723901	0.264	0		0	74

Data File: \\192.168.10.12\chem\10airB.i\050914.b\12918.D
Injection Date: 09-MAY-2014 16:33
Instrument: 10airB.i
Client Sample ID:

Data File: \\192.168.10.12\chem\10airB.i\050914.b\12919.D
Report Date: 12-May-2014 12:58

Pace Analytical Services, Inc.

TENTATIVELY IDENTIFIED COMPOUNDS

Client Name:
Lab Smp Id: 10264798003
Operator : AH2
Sample Location:
Sample Matrix: AIR
Analysis Type: VOA
Inj Date: 09-MAY-2014 16:56

Client SDG: 050914.b

Sample Date:
Sample Point:
Date Received:
Level: LOW

Number TICs found: 9

CONCENTRATION UNITS:
(ug/L or ug/KG) ppbv

	CAS NUMBER	COMPOUND NAME	RT	EST. CONC.	Q
1.		Unknown	2.468	0.00350	J
2.		Unknown	2.606	0.0311	J
3.		Unknown	3.274	0.00271	J
4.		Unknown	3.404	2.38	J
5.	556-67-2	Cyclotetrasiloxane, octamet	11.411	3.17	NJ
6.		Unknown	11.859	1.44	J
7.		Unknown	12.645	2.58	J
8.		Unknown	12.958	1.47	J
9.		Unknown	13.535	2.65	J

Data File: \\192.168.10.12\chem\10airB.i\050914.b\12919.D
Report Date: 12-May-2014 12:58

Pace Analytical Services, Inc.

TO15 Analysis (UNIX)

Data file : \\192.168.10.12\chem\10airB.i\050914.b\12919.D
Lab Smp Id: 10264798003
Inj Date : 09-MAY-2014 16:56
Operator : AH2 Inst ID: 10airB.i
Smp Info :
Misc Info : 20209
Comment : Volatile Organic COMPOUNDS in Air
Method : \\192.168.10.12\chem\10airB.i\050914.b\TO15_124-14_Markes.m
Meth Date : 12-May-2014 12:48 ahamilton Quant Type: ISTD
Cal Date : 04-MAY-2014 15:16 Cal File: 12413.D
Als bottle: 19
Dil Factor: 1.68000
Integrator: HP RTE Compound Sublist: all.sub
Target Version: 4.14

Concentration Formula: Amt * DF * Uf * CpndVariable

Name	Value	Description
DF	1.680	Dilution Factor
Uf	1.000	ng unit correction factor
Cpnd Variable		Local Compound Variable

COMPOUND	RT	AREA	AMOUNT
2 Dichlorodifluoromethane	3.028	3818380	0.231
13 Ethanol	3.903	34206	0.779
62 m&p-Xylene	10.349	6712	0.182

		CONCENTRATIONS			QUANT		
RT	AREA	ON-COL(ppbv)	FINAL(ppbv)	QUAL	LIBRARY	LIB ENTRY	CPND #
Unknown				CAS #:			
2.468	34456	0.00208097	0.00350	0		0	2
Unknown				CAS #:			
2.606	306558	0.01851469	0.0311	0		0	2
Unknown				CAS #:			
3.274	26754	0.00161581	0.00271	0		0	2
Unknown				CAS #:			
3.404	62150	1.41523210	2.38	0		0	13
Cyclotetrasiloxane, octamethyl-				CAS #: 556-67-2			
11.411	69613	1.88964567	3.17	72	NIST05.L	122480	62

Data File: \\192.168.10.12\chem\10airB.i\050914.b\12919.D
Report Date: 12-May-2014 12:58

		CONCENTRATIONS			QUANT		
RT	AREA	ON-COL(ppbv)	FINAL(ppbv)	QUAL	LIBRARY	LIB ENTRY	CPND #
Unknown				CAS #:			
11.859	31707	0.86067368	1.44	0		0	62
Unknown				CAS #:			
12.645	56686	1.53875254	2.58	0		0	62
Unknown				CAS #:			
12.958	32306	0.87694927	1.47	0		0	62
Unknown				CAS #:			
13.535	58063	1.57612612	2.65	0		0	62

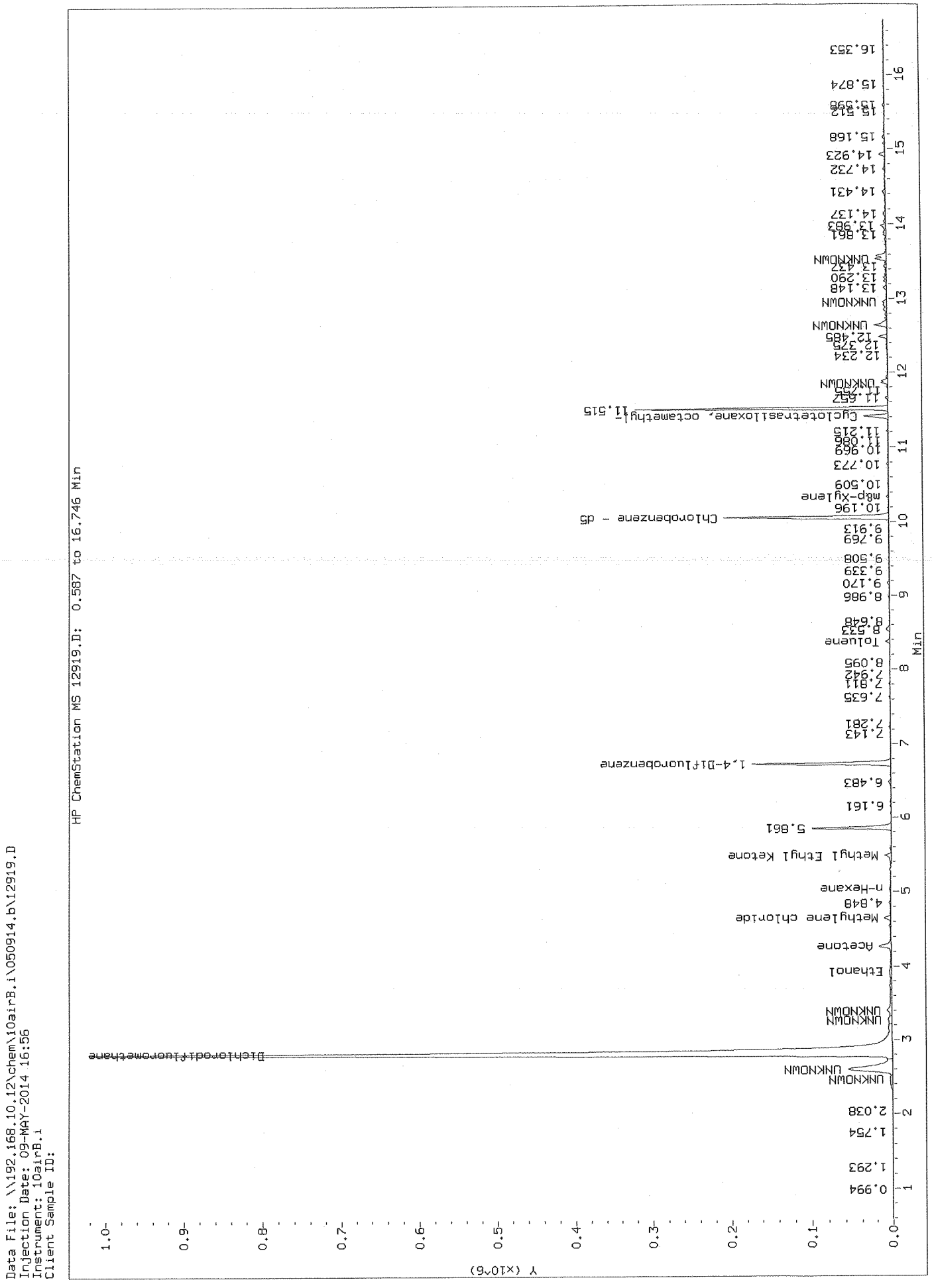
Data File: \\192.168.10.12\chem\10airB.i\050914.b\12919.D
Injection Date: 09-MAY-2014 16:56
Instrument: 10airB.i
Client Sample ID:
HP ChemStation MS 12919.D: 0.587 to 16.746 Min
Y (x10^6)
Min
Dichlorodifluoromethane
UNKNOWN
UNKNOWN
UNKNOWN
Ethanol
Acetone
Methylene chloride
n-Hexane
Methyl Ethyl Ketone
1,4-Difluorobenzene
Toluene
Chlorobenzene - d5
mkp-Xylene
Cyclotetrasiloxane, octamethyl-
UNKNOWN
UNKNOWN
UNKNOWN
UNKNOWN
UNKNOWN
0.994
1.293
1.754
2.038
5.861
6.161
6.483
7.143
7.281
7.635
7.811
7.942
8.095
8.533
8.648
8.986
9.170
9.339
9.508
9.769
9.913
10.196
10.509
10.773
10.969
11.086
11.215
11.515
11.652
11.755
12.234
12.375
12.485
13.148
13.290
13.437
13.861
13.983
14.137
14.431
14.732
14.923
15.168
15.512
15.598
15.874
16.353

Data File: \\192.168.10.12\chem\10airB.i\050914.b\12920.D
Report Date: 12-May-2014 12:59

Pace Analytical Services, Inc.

TENTATIVELY IDENTIFIED COMPOUNDS

Client Name:
Lab Smp Id: 10264798004
Operator : AH2
Sample Location:
Sample Matrix: AIR
Analysis Type: VOA
Inj Date: 09-MAY-2014 17:19

Client SDG: 050914.b

Sample Date:
Sample Point:
Date Received:
Level: LOW

Number TICs found: 9

CONCENTRATION UNITS:
(ug/L or ug/KG) ppbv

	CAS NUMBER	COMPOUND NAME	RT	EST. CONC.	Q
1.		Unknown	2.445	0.00432	J
2.		Unknown	2.606	0.0516	J
3.		Unknown	3.404	11.9	J
4.		Unknown	5.477	5.10	J
5.	556-67-2	Cyclotetrasiloxane, octamet	11.411	8.04	NJ
6.		Unknown	12.639	3.38	J
7.		Unknown	12.909	2.12	J
8.		Unknown	13.535	4.51	J
9.		Unknown	15.156	1.60	J

Data File: \\192.168.10.12\chem\10airB.i\050914.b\12920.D
Report Date: 12-May-2014 12:59

Pace Analytical Services, Inc.

TO15 Analysis (UNIX)

Data file : \\192.168.10.12\chem\10airB.i\050914.b\12920.D
Lab Smp Id: 10264798004
Inj Date : 09-MAY-2014 17:19
Operator : AH2 Inst ID: 10airB.i
Smp Info :
Misc Info : 20209
Comment : Volatile Organic COMPOUNDS in Air
Method : \\192.168.10.12\chem\10airB.i\050914.b\TO15_124-14_Markes.m
Meth Date : 12-May-2014 12:48 ahamilton Quant Type: ISTD
Cal Date : 04-MAY-2014 15:16 Cal File: 12413.D
Als bottle: 20
Dil Factor: 1.68000
Integrator: HP RTE Compound Sublist: all.sub
Target Version: 4.14

Concentration Formula: Amt * DF * Uf * CpndVariable

Name	Value	Description
DF	1.680	Dilution Factor
Uf	1.000	ng unit correction factor
Cpnd Variable		Local Compound Variable

COMPOUND	RT	AREA	AMOUNT
2 Dichlorodifluoromethane	3.028	4330967	0.309
13 Ethanol	3.896	11877	1.566
32 Methyl Ethyl Ketone	5.585	23102	1.791
62 m&p-Xylene	10.349	6358	0.210

		CONCENTRATIONS			QUANT		
RT	AREA	ON-COL(ppbv)	FINAL(ppbv)	QUAL	LIBRARY	LIB ENTRY	CPND #
Unknown				CAS #:			
2.445	36052	0.00257188	0.00432	0		0	2
Unknown				CAS #:			
2.606	430673	0.03072340	0.0516	0		0	2
Unknown				CAS #:			
3.404	53846	7.10097408	11.9	0		0	13
Unknown				CAS #:			
5.477	39192	3.03831634	5.10	0		0	32

Data File: \\192.168.10.12\chem\10airB.i\050914.b\12920.D
Report Date: 12-May-2014 12:59

		CONCENTRATIONS			QUANT		
RT	AREA	ON-COL(ppbv)	FINAL(ppbv)	QUAL	LIBRARY	LIB ENTRY	CPND #
Cyclotetrasiloxane, octamethyl-				CAS #: 556-67-2			
11.411	145328	4.78902752	8.04	80	NIST05.L	122480	62
Unknown				CAS #:			
12.639	61153	2.01517504	3.38	0		0	62
Unknown				CAS #:			
12.909	38279	1.26140116	2.12	0		0	62
Unknown				CAS #:			
13.535	81482	2.68508332	4.51	0		0	62
Unknown				CAS #:			
15.156	28920	0.95299559	1.60	0		0	62

Data File: \\192.168.10.12\chem\10airB.i\050914.b\12920.D
Injection Date: 09-MAY-2014 17:19
Instrument: 10airB.i
Client Sample ID:

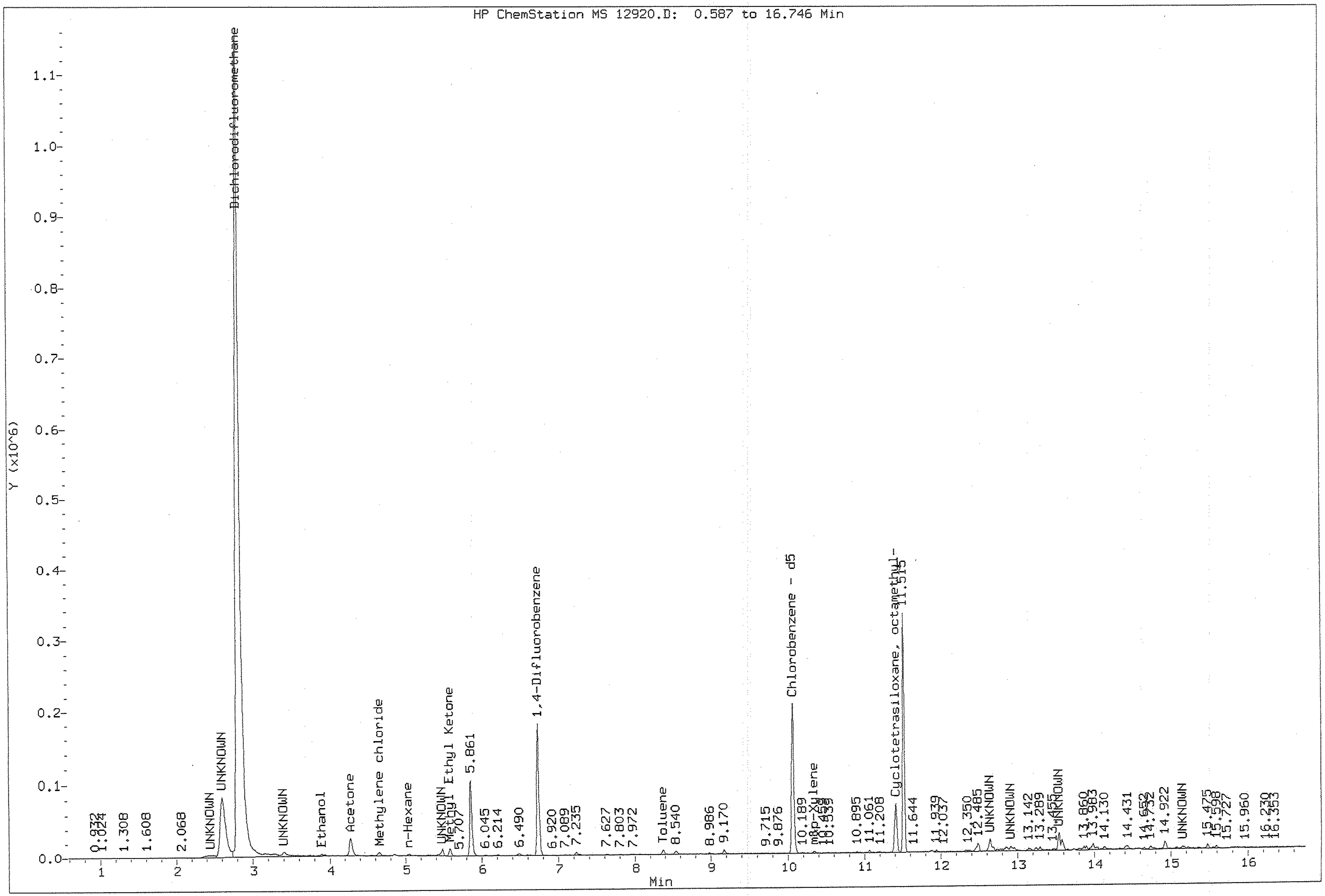

Data File: \\192.168.10.12\chem\10airB.i\050914.b\12921.D
Report Date: 12-May-2014 12:59

Pace Analytical Services, Inc.

TENTATIVELY IDENTIFIED COMPOUNDS

Client Name:
Lab Smp Id: 10264798005
Operator : AH2
Sample Location:
Sample Matrix: AIR
Analysis Type: VOA
Inj Date: 09-MAY-2014 17:41

Client SDG: 050914.b

Sample Date:
Sample Point:
Date Received:
Level: LOW

Number TICs found: 9

CONCENTRATION UNITS:
(ug/L or ug/KG) ppbv

	CAS NUMBER	COMPOUND NAME	RT	EST. CONC.	Q
1.		Unknown	2.452	0.230	J
2.		Unknown	2.598	3.20	J
3.		Unknown	2.829	15.8	J
4.	106-97-8	Butane	3.297	1.20	NJ
5.	96-14-0	Pentane, 3-methyl-	4.848	2.21	NJ
6.		Unknown	5.462	1.31	J
7.	3638-35-5	Propane, 2-cyclopropyl-	5.600	1.79	NJ
8.	127-19-5	Acetamide, N,N-dimethyl-	11.129	3.26	NJ
9.		Unknown	12.805	0.377	J

Data File: \\192.168.10.12\chem\10airB.i\050914.b\12921.D
Report Date: 12-May-2014 12:59

Pace Analytical Services, Inc.

TO15 Analysis (UNIX)

Data file : \\192.168.10.12\chem\10airB.i\050914.b\12921.D
Lab Smp Id: 10264798005
Inj Date : 09-MAY-2014 17:41
Operator : AH2 Inst ID: 10airB.i
Smp Info :
Misc Info : 20209
Comment : Volatile Organic COMPOUNDS in Air
Method : \\192.168.10.12\chem\10airB.i\050914.b\TO15_124-14_Markes.m
Meth Date : 12-May-2014 12:48 ahamilton Quant Type: ISTD
Cal Date : 04-MAY-2014 15:16 Cal File: 12413.D
Als bottle: 21
Dil Factor: 1.68000
Integrator: HP RTE Compound Sublist: all.sub
Target Version: 4.14

Concentration Formula: Amt * DF * Uf * CpndVariable

Name	Value	Description
DF	1.680	Dilution Factor
Uf	1.000	ng unit correction factor
Cpnd Variable		Local Compound Variable

	COMPOUND	RT	AREA	AMOUNT
2	Dichlorodifluoromethane	3.021	108824	0.459
26	n-Hexane	5.040	267178	10.611
63	o-Xylene	10.846	17112	0.174
72	1,2,4-Trimethylbenzene	12.424	22391	0.169

		CONCENTRATIONS			QUANT		
RT	AREA	ON-COL(ppbv)	FINAL(ppbv)	QUAL	LIBRARY	LIB ENTRY	CPND #
Unknown				CAS #:			
2.452	32444	0.13677714	0.230	0		0	2
Unknown				CAS #:			
2.598	452297	1.90676335	3.20	0		0	2
Unknown				CAS #:			
2.829	2225102	9.38043338	15.8	0		0	2
Butane				CAS #: 106-97-8			
3.297	169504	0.71458140	1.20	86	NIST05.L	226	2

Data File: \\192.168.10.12\chem\10airB.i\050914.b\12921.D
Report Date: 12-May-2014 12:59

		CONCENTRATIONS			QUANT		
RT	AREA	ON-COL(ppbv)	FINAL(ppbv)	QUAL	LIBRARY	LIB ENTRY	CPND #
Pentane, 3-methyl-				CAS #: 96-14-0			
4.848	33160	1.31694897	2.21	74	NIST05.L	1796	26
Unknown				CAS #:			
5.462	19625	0.77939108	1.31	0		0	26
Propane, 2-cyclopropyl-				CAS #: 3638-35-5			
5.600	26896	1.06816983	1.79	83	NIST05.L	1479	26
Acetamide, N,N-dimethyl-				CAS #: 127-19-5			
11.129	191147	1.94292762	3.26	91	NIST05.L	1860	63
Unknown				CAS #:			
12.805	29679	0.22465319	0.377	0		0	72


Data File: \\192.168.10.12\chem\10airB.i\050914.b\12921.D
Injection Date: 09-MAY-2014 17:41
Instrument: 10airB.i
Client Sample ID:
HP ChemStation MS 12921.D: 0.587 to 16.746 Min
Y (x10^5)
Min
0.294
0.917
1.086
1.539
1.761
2.038
UNKNOWN
UNKNOWN
Dichlorodifluoromethane
Butane
Isopentane
Trichlorofluoromethane
4.095
Acetone
Carbon Disulfide
Methylene chloride
Pentane, 3-methyl-
n-Hexane
UNKNOWN
Propane, 2-cyclopropyl-
5.861
6.053
Cyclohexane
Benzene
1,4-Difluorobenzene
7.105
7.642
7.780
7.942
8.241
Toluene
8.548
8.794
8.986
9.170
9.416
9.684
Chlorobenzene - d5
Ethyl Benzene
m&p-Xylene
10.427
10.570
o-Xylene
10.938
Acetamide, N,N-dimethyl-
11.411
11.515
11.693
11.871
12.209
1,2,4-Trimethylbenzene
12.639
UNKNOWN
13.154
13.283
13.535
13.767
13.989
14.167
14.431
14.585
14.751
14.923
15.156
15.340
15.475
15.604
15.794
15.972
16.175
16.341

Data File: \\192.168.10.12\chem\10airB.i\050914.b\12922.D
Report Date: 12-May-2014 12:59

Pace Analytical Services, Inc.

TENTATIVELY IDENTIFIED COMPOUNDS

Client Name:
Lab Smp Id: 10264798006
Operator : AH2
Sample Location:
Sample Matrix: AIR
Analysis Type: VOA
Inj Date: 09-MAY-2014 18:05

Client SDG: 050914.b

Sample Date:
Sample Point:
Date Received:
Level: LOW

Number TICs found: 9

CONCENTRATION UNITS:
(ug/L or ug/KG) ppbv

	CAS NUMBER	COMPOUND NAME	RT	EST. CONC.	Q
1.		Unknown	2.437	0.152	J
2.		Unknown	2.606	0.278	J
3.		Unknown	2.813	3.83	J
4.		Unknown	3.151	0.459	J
5.		Unknown	4.264	0.216	J
6.		Unknown	4.848	0.302	J
7.		Unknown	5.416	0.240	J
8.		Unknown	6.475	0.161	J
9.		Unknown	9.293	0.165	J

Data File: \\192.168.10.12\chem\10airB.i\050914.b\12922.D
Report Date: 12-May-2014 12:59

Pace Analytical Services, Inc.

TO15 Analysis (UNIX)

Data file : \\192.168.10.12\chem\10airB.i\050914.b\12922.D
Lab Smp Id: 10264798006
Inj Date : 09-MAY-2014 18:05
Operator : AH2 Inst ID: 10airB.i
Smp Info :
Misc Info : 20209
Comment : Volatile Organic COMPOUNDS in Air
Method : \\192.168.10.12\chem\10airB.i\050914.b\TO15_124-14_Markes.m
Meth Date : 12-May-2014 12:48 ahamilton Quant Type: ISTD
Cal Date : 04-MAY-2014 15:16 Cal File: 12413.D
Als bottle: 22
Dil Factor: 1.68000
Integrator: HP RTE Compound Sublist: all.sub
Target Version: 4.14

Concentration Formula: Amt * DF * Uf * CpndVariable

Name	Value	Description
DF	1.680	Dilution Factor
Uf	1.000	ng unit correction factor
Cpnd Variable		Local Compound Variable

	COMPOUND	RT	AREA	AMOUNT
	10 Isopentane	3.742	40284	0.145
	26 n-Hexane	5.024	23619	0.242
*	44 1,4-Difluorobenzene	6.736	308854	2.000
*	59 Chlorobenzene - d5	10.066	376277	2.000

	CONCENTRATIONS				QUANT		
RT	AREA	ON-COL(ppbv)	FINAL(ppbv)	QUAL	LIBRARY	LIB ENTRY	CPND #
Unknown				CAS #:			
2.437	25133	0.09060468	0.152	0		0	10
Unknown				CAS #:			
2.606	45847	0.16527646	0.278	0		0	10
Unknown				CAS #:			
2.813	631775	2.27750964	3.83	0		0	10
Unknown				CAS #:			
3.151	75782	0.27318785	0.459	0		0	10

Data File: \\192.168.10.12\chem\10airB.i\050914.b\12922.D
Report Date: 12-May-2014 12:59

		CONCENTRATIONS			QUANT		
RT	AREA	ON-COL(ppbv)	FINAL(ppbv)	QUAL	LIBRARY	LIB ENTRY	CPND #
Unknown				CAS #:			
4.264	35712	0.12873877	0.216	0		0	10
Unknown				CAS #:			
4.848	17571	0.17968215	0.302	0		0	26
Unknown				CAS #:			
5.416	14002	0.14318565	0.240	0		0	26
Unknown				CAS #:			
6.475	14802	0.09585100	0.161	0		0	44
Unknown				CAS #:			
9.293	18434	0.09797840	0.165	0		0	59


Data File: \\192.168.10.12\chem\10airB.i\050914.b\12922.D
Injection Date: 09-MAY-2014 18:05
Instrument: 10airB.i
Client Sample ID:
HP ChemStation MS 12922.D: 0.587 to 16.746 Min
Y (x10^5)
Min
UNKNOWN
Isopentane
UNKNOWN
Methylene chloride
UNKNOWN
n-Hexane
UNKNOWN
1,4-Difluorobenzene
Chlorobenzene - d5

Data File: \\192.168.10.12\chem\10airB.i\050914.b\12923.D
Report Date: 12-May-2014 12:59

Pace Analytical Services, Inc.

TENTATIVELY IDENTIFIED COMPOUNDS

Client Name:
Lab Smp Id: 10264798007
Operator : AH2
Sample Location:
Sample Matrix: AIR
Analysis Type: VOA
Inj Date: 09-MAY-2014 18:28

Client SDG: 050914.b

Sample Date:
Sample Point:
Date Received:
Level: LOW

Number TICs found: 10

CONCENTRATION UNITS:
(ug/L or ug/KG) ppbv

	CAS NUMBER	COMPOUND NAME	RT	EST. CONC.	Q
1.		Unknown	2.598	0.0539	J
2.	127-19-5	Acetamide, N,N-dimethyl-	11.129	4.28	NJ
3.	34590-94-8	Dipropylene glycol monometh	12.614	0.885	NJ
4.		Unknown	12.903	0.0180	J
5.	20324-33-8	2-Propanol, 1-[2-(2-methoxy	13.062	0.0487	NJ
6.	108-95-2	Phenol	13.155	0.0173	NJ
7.		Unknown	13.240	0.0142	J
8.		Unknown	13.578	0.00889	J
9.	29949-27-7	n-Amylcyclohexane	13.983	0.00552	NJ
10.	112-34-5	Ethanol, 2-(2-butoxyethoxy)	14.996	0.0353	NJ

Data File: \\192.168.10.12\chem\10airB.i\050914.b\12923.D
Report Date: 12-May-2014 12:59

Pace Analytical Services, Inc.

TO15 Analysis (UNIX)

Data file : \\192.168.10.12\chem\10airB.i\050914.b\12923.D
Lab Smp Id: 10264798007
Inj Date : 09-MAY-2014 18:28
Operator : AH2 Inst ID: 10airB.i
Smp Info :
Misc Info : 20209
Comment : Volatile Organic COMPOUNDS in Air
Method : \\192.168.10.12\chem\10airB.i\050914.b\TO15_124-14_Markes.m
Meth Date : 12-May-2014 12:48 ahamilton Quant Type: ISTD
Cal Date : 04-MAY-2014 15:16 Cal File: 12413.D
Als bottle: 23
Dil Factor: 1.68000
Integrator: HP RTE Compound Sublist: all.sub
Target Version: 4.14

Concentration Formula: Amt * DF * Uf * CpndVariable

Name	Value	Description
DF	1.680	Dilution Factor
Uf	1.000	ng unit correction factor
Cpnd Variable		Local Compound Variable

COMPOUND	RT	AREA	AMOUNT
1 Propylene	2.998	3457798	0.324
63 o-Xylene	10.840	29162	0.207
74 p-isopropyltoluene	12.774	16623284	0.587

		CONCENTRATIONS			QUANT		
RT	AREA	ON-COL(ppbv)	FINAL(ppbv)	QUAL	LIBRARY	LIB ENTRY	CPND #
Unknown				CAS #:			
2.598	342144	0.03208949	0.0539	0		0	1
Acetamide, N,N-dimethyl-				CAS #: 127-19-5			
11.129	359100	2.55010233	4.28	91	NIST05.L	1860	63
Dipropylene glycol monomethyl ether				CAS #: 34590-94-8			
12.614	14910333	0.52665602	0.885	83	NIST05.L	22176	74
Unknown				CAS #:			
12.903	302898	0.01069881	0.0180	0		0	74
2-Propanol, 1-[2-(2-methoxy-1-methyletho				CAS #: 20324-33-8			
13.062	820380	0.02897710	0.0487	74	NIST05.L	60957	74

Data File: \\192.168.10.12\chem\10airB.i\050914.b\12923.D
Report Date: 12-May-2014 12:59

		CONCENTRATIONS			QUANT		
RT	AREA	ON-COL(ppbv)	FINAL(ppbv)	QUAL	LIBRARY	LIB ENTRY	CPND #
Phenol				CAS #: 108-95-2			
13.155	291812	0.01030726	0.0173	97	NIST05.L	2532	74
Unknown				CAS #:			
13.240	238720	0.00843195	0.0142	0		0	74
Unknown				CAS #:			
13.578	149853	0.00529303	0.00889	0		0	74
n-Amylcyclohexane				CAS #: 29949-27-7			
13.983	93100	0.00328844	0.00552	70	NIST05.L	25925	74
Ethanol, 2-(2-butoxyethoxy)-				CAS #: 112-34-5			
14.996	594440	0.02099654	0.0353	90	NIST05.L	31190	74

Data File: \\192.168.10.12\chem\10airB.i\050914.b\12923.D
Injection Date: 09-MAY-2014 18:28
Instrument: 10airB.i
Client Sample ID:

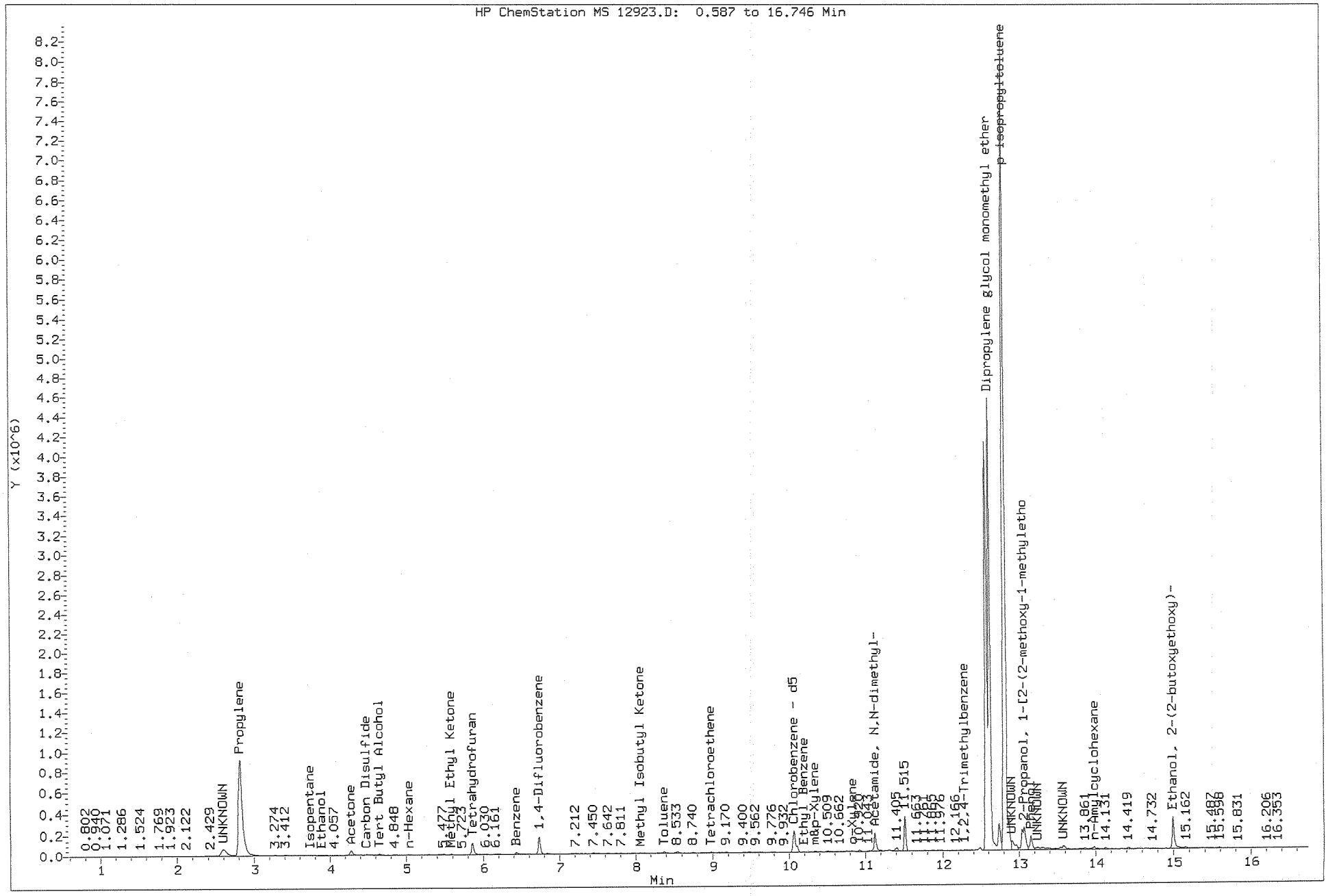

Data File: \\192.168.10.12\chem\10airB.i\050914.b\12924.D
Report Date: 12-May-2014 12:59

Pace Analytical Services, Inc.

TENTATIVELY IDENTIFIED COMPOUNDS

Client Name:
Lab Smp Id: 10264798008
Operator : AH2
Sample Location:
Sample Matrix: AIR
Analysis Type: VOA
Inj Date: 09-MAY-2014 18:51

Client SDG: 050914.b

Sample Date:
Sample Point:
Date Received:
Level: LOW

Number TICs found: 10

CONCENTRATION UNITS:
(ug/L or ug/KG) ppbv

	CAS NUMBER	COMPOUND NAME	RT	EST. CONC.	Q
1.		Unknown	2.598	0.0584	J
2.		Unknown	3.404	0.616	J
3.	556-67-2	Cyclotetrasiloxane, octamet	11.417	2.50	NJ
4.		Unknown	12.639	0.802	J
5.		Unknown	12.805	0.961	J
6.	108-95-2	Phenol	13.154	0.234	NJ
7.		Unknown	13.247	0.369	J
8.		Unknown	13.578	0.591	J
9.	98-86-2	Acetophenone	13.860	0.347	NJ
10.		Unknown	13.983	3.59	J

Data File: \\192.168.10.12\chem\10airB.i\050914.b\12924.D
Report Date: 12-May-2014 12:59

Pace Analytical Services, Inc.

TO15 Analysis (UNIX)

Data file : \\192.168.10.12\chem\10airB.i\050914.b\12924.D
Lab Smp Id: 10264798008
Inj Date : 09-MAY-2014 18:51
Operator : AH2 Inst ID: 10airB.i
Smp Info :
Misc Info : 20209
Comment : Volatile Organic COMPOUNDS in Air
Method : \\192.168.10.12\chem\10airB.i\050914.b\TO15_124-14_Markes.m
Meth Date : 12-May-2014 12:48 ahamilton Quant Type: ISTD
Cal Date : 04-MAY-2014 15:16 Cal File: 12413.D
Als bottle: 24
Dil Factor: 1.68000
Integrator: HP RTE Compound Sublist: all.sub
Target Version: 4.14

Concentration Formula: Amt * DF * Uf * CpndVariable

Name	Value	Description
DF	1.680	Dilution Factor
Uf	1.000	ng unit correction factor
Cpnd Variable		Local Compound Variable

	COMPOUND	RT	AREA	AMOUNT
1	Propylene	2.990	3673207	0.315
2	Dichlorodifluoromethane	3.028	71966	0.290
63	o-Xylene	10.846	7485	0.105
72	1,2,4-Trimethylbenzene	12.418	74765	0.234
83	Naphthalene	15.346	11545	0.341

		CONCENTRATIONS			QUANT		
RT	AREA	ON-COL(ppbv)	FINAL(ppbv)	QUAL	LIBRARY	LIB ENTRY	CPND #
Unknown				CAS #:			
2.598	404962	0.03473423	0.0584	0		0	1
Unknown				CAS #:			
3.404	90950	0.36684942	0.616	0		0	2
Cyclotetrasiloxane, octamethyl-				CAS #: 556-67-2			
11.417	106642	1.49101789	2.50	72	NIST05.L	122480	63

Data File: \\192.168.10.12\chem\10airB.i\050914.b\12924.D
Report Date: 12-May-2014 12:59

		CONCENTRATIONS			QUANT		
RT	AREA	ON-COL(ppbv)	FINAL(ppbv)	QUAL	LIBRARY	LIB ENTRY	CPND #
Unknown				CAS #:			
12.639	152358	0.47715102	0.802	0		0	72
Unknown				CAS #:			
12.805	182684	0.57212697	0.961	0		0	72
Phenol				CAS #:	108-95-2		
13.154	44431	0.13914675	0.234	91	NIST05.L	2529	72
Unknown				CAS #:			
13.247	70077	0.21946537	0.369	0		0	72
Unknown				CAS #:			
13.578	112334	0.35180465	0.591	0		0	72
Acetophenone				CAS #:	98-86-2		
13.860	66021	0.20676315	0.347	86	NIST05.L	9077	72
Unknown				CAS #:			
13.983	72388	2.13795985	3.59	0		0	83

Data File: \\192.168.10.12\chem\10airB.i\050914.b\12924.D
Injection Date: 09-MAY-2014 18:51
Instrument: 10airB.i
Client Sample ID:

Data File: \\192.168.10.12\chem\10airB.i\050914.b\12925.D
Report Date: 12-May-2014 13:00

Pace Analytical Services, Inc.

TENTATIVELY IDENTIFIED COMPOUNDS

Client Name:
Lab Smp Id: 10264798009
Operator : AH2
Sample Location:
Sample Matrix: AIR
Analysis Type: VOA
Inj Date: 09-MAY-2014 19:14

Client SDG: 050914.b

Sample Date:
Sample Point:
Date Received:
Level: LOW

Number TICs found: 10

CONCENTRATION UNITS:
(ug/L or ug/KG) ppbv

	CAS NUMBER	COMPOUND NAME	RT	EST. CONC.	Q
1.		Unknown	2.591	0.0518	J
2.		Unknown	3.412	0.570	J
3.		Unknown	8.540	2.48	J
4.	127-19-5	Acetamide, N,N-dimethyl-	11.135	2.12	NJ
5.		Unknown	11.221	3.54	J
6.	556-67-2	Cyclotetrasiloxane, octamet	11.405	3.72	NJ
7.		Unknown	12.921	0.210	J
8.		Unknown	13.584	0.259	J
9.		Unknown	13.977	0.151	J
10.		Unknown	14.395	0.165	J

Data File: \\192.168.10.12\chem\10airB.i\050914.b\12925.D
Report Date: 12-May-2014 13:00

Pace Analytical Services, Inc.

TO15 Analysis (UNIX)

Data file : \\192.168.10.12\chem\10airB.i\050914.b\12925.D
Lab Smp Id: 10264798009
Inj Date : 09-MAY-2014 19:14
Operator : AH2 Inst ID: 10airB.i
Smp Info :
Misc Info : 20209
Comment : Volatile Organic COMPOUNDS in Air
Method : \\192.168.10.12\chem\10airB.i\050914.b\TO15_124-14_Markes.m
Meth Date : 12-May-2014 12:48 ahamilton Quant Type: ISTD
Cal Date : 04-MAY-2014 15:16 Cal File: 12413.D
Als bottle: 25
Dil Factor: 1.68000
Integrator: HP RTE Compound Sublist: all.sub
Target Version: 4.14

Concentration Formula: Amt * DF * Uf * CpndVariable

Name	Value	Description
DF	1.680	Dilution Factor
Uf	1.000	ng unit correction factor
Cpnd Variable		Local Compound Variable

COMPOUND	RT	AREA	AMOUNT
2 Dichlorodifluoromethane	3.021	3619111	0.272
12 Trichlorofluoromethane	3.880	27834	0.114
52 Toluene	8.371	27078	0.649
63 o-Xylene	10.840	7258	0.132
74 p-isopropyltoluene	12.774	73333	0.142

		CONCENTRATIONS			QUANT		
RT	AREA	ON-COL(ppbv)	FINAL(ppbv)	QUAL	LIBRARY	LIB ENTRY	CPND #
Unknown				CAS #:			
2.591	410904	0.03083022	0.0518	0		0	2
Unknown				CAS #:			
3.412	83195	0.33934374	0.570	0		0	12
Unknown				CAS #:			
8.540	61588	1.47661832	2.48	0		0	52

Data File: \\192.168.10.12\chem\10airB.i\050914.b\12925.D
Report Date: 12-May-2014 13:00

RT	AREA	CONCENTRATIONS ON-COL(ppbv)	CONCENTRATIONS FINAL(ppbv)	QUAL	QUANT LIBRARY	QUANT LIB ENTRY	CPND #
Acetamide, N,N-dimethyl-				CAS #: 127-19-5			
11.135	69736	1.26488583	2.12	83	NIST05.L	1860	63
Unknown				CAS #:			
11.221	116216	2.10795486	3.54	0		0	63
Cyclotetrasiloxane, octamethyl-				CAS #: 556-67-2			
11.405	121976	2.21243171	3.72	91	NIST05.L	122480	63
Unknown				CAS #:			
12.921	64501	0.12533142	0.210	0		0	74
Unknown				CAS #:			
13.584	79353	0.15418981	0.259	0		0	74
Unknown				CAS #:			
13.977	46323	0.09001018	0.151	0		0	74
Unknown				CAS #:			
14.395	50689	0.09849423	0.165	0		0	74

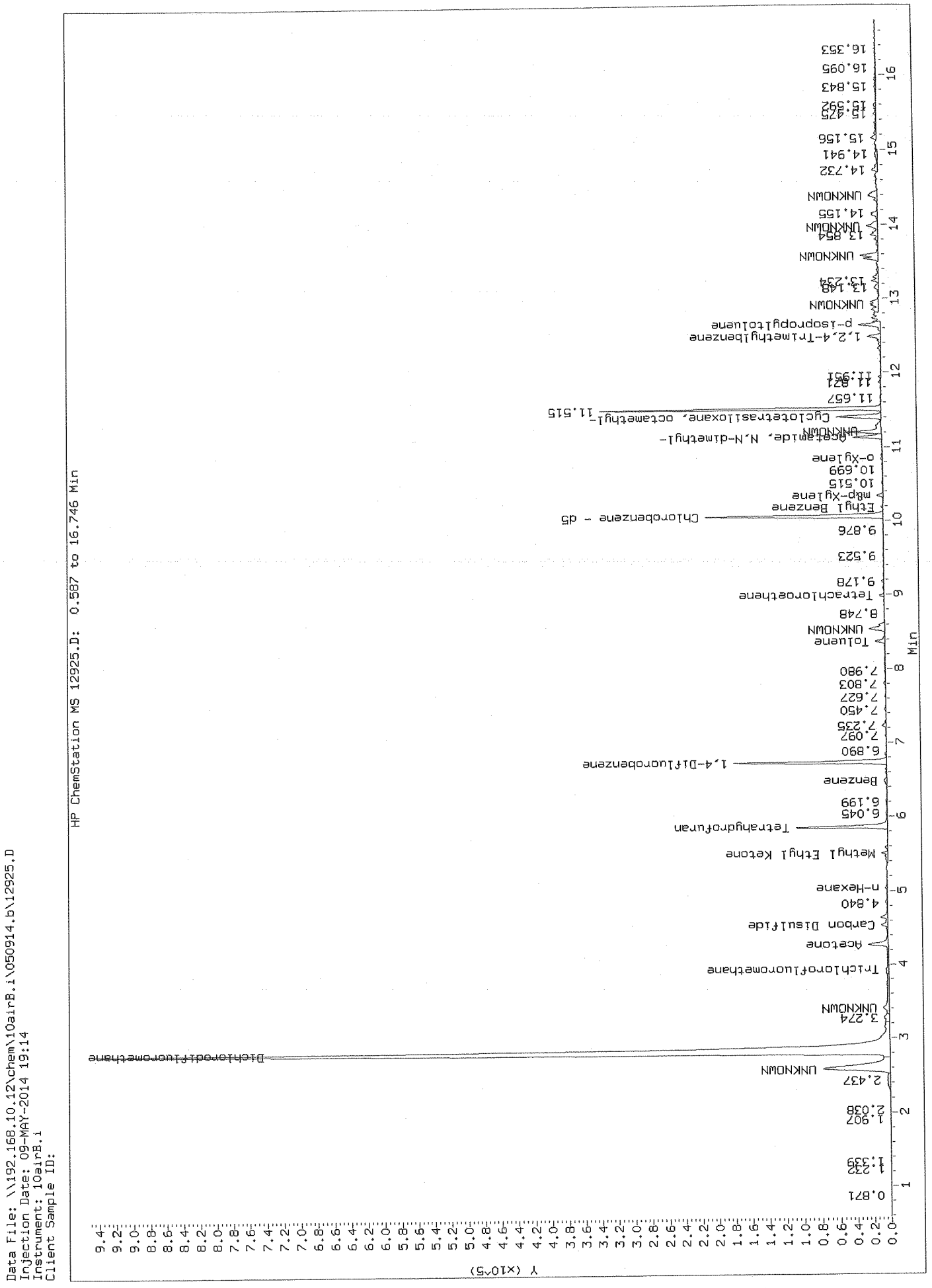
Data File: \\192.168.10.12\chem\10airB.i\050914.b\12925.D
Injection Date: 09-MAY-2014 19:14
Instrument: 10airB.i
Client Sample ID:
HP ChemStation MS 12925.D: 0.587 to 16.746 Min
Y (x10^5)
Min
0.821
1.232
1.339
1.907
2.038
2.437
UNKNOWN
Dichlorodifluoromethane
3.274
UNKNOWN
Trichlorofluoromethane
Acetone
Carbon Disulfide
4.840
n-Hexane
Methyl Ethyl Ketone
Tetrahydrofuran
6.045
6.199
Benzene
1,4-Difluorobenzene
6.890
7.097
7.235
7.450
7.627
7.803
7.980
Toluene
UNKNOWN
8.748
Tetrachloroethene
9.178
9.523
Chlorobenzene - d5
9.876
Ethyl Benzene
m&p-Xylene
10.515
10.699
o-Xylene
Acetamide, N,N-dimethyl-
UNKNOWN
Cyclotetrasiloxane, octamethyl-
11.515
11.657
11.821
11.951
1,2,4-Trimethylbenzene
p-isopropyltoluene
UNKNOWN
13.148
13.254
UNKNOWN
13.854
UNKNOWN
14.155
UNKNOWN
14.732
14.941
15.156
15.425
15.592
15.843
16.095
16.353

Pace Analytical Services, Inc.
1700 Elm Street - Suite 200
Minneapolis, MN 55414
(612)607-1700

April 29, 2014

Tony Coryell
AECOM
800 LaSalle Avenue
Minneapolis, MN 55402

RE: Project: 60317420 St. Louis Park Inv.
Pace Project No.: 10263305

Dear Tony Coryell:
Enclosed are the analytical results for sample(s) received by the laboratory on April 14, 2014. The results relate only to the samples included in this report. Results reported herein conform to the most current TNI standards and the laboratory's Quality Assurance Manual, where applicable, unless otherwise noted in the body of the report.

If you have any questions concerning this report, please feel free to contact me.

Sincerely,

Carol Davy
carol.davy@pacelabs.com
Project Manager

Enclosures

REPORT OF LABORATORY ANALYSIS

This report shall not be reproduced, except in full,
without the written consent of Pace Analytical Services, Inc..

Pace Analytical Services, Inc.
1700 Elm Street - Suite 200
Minneapolis, MN 55414
(612)607-1700

CERTIFICATIONS

Project: 60317420 St. Louis Park Inv.
Pace Project No.: 10263305

Minnesota Certification IDs

1700 Elm Street SE Suite 200, Minneapolis, MN 55414
A2LA Certification #: 2926.01
Alabama Certification #40770
Alabama Certification #40770
Alaska Certification #: UST-078
Alaska Certification #MN00064
Arizona Certification #: AZ-0014
Arkansas Certification #: 88-0680
California Certification #: 01155CA
Colorado Certification #Pace
Connecticut Certification #: PH-0256
EPA Region 8 Certification #: 8TMS-L
Florida/NELAP Certification #: E87605
Guam Certification #: Pace
Georgia Certification #: 959
Idaho Certification #: MN00064
Hawaii Certification #MN00064
Illinois Certification #: 200011
Indiana Certification#C-MN-01
Iowa Certification #: 368
Kansas Certification #: E-10167
Kentucky Dept of Envi. Protection - DW #90062
Kentucky Dept of Envi. Protection - WW #:90062
Louisiana DEQ Certification #: 3086
Louisiana DHH #: LA140001
Maine Certification #: 2013011
Maryland Certification #: 322
Michigan DEPH Certification #: 9909
Minnesota Certification #: 027-053-137
Mississippi Certification #: Pace
Montana Certification #: MT0092
Nebraska Certification #: Pace
New York Certification #: 11647
North Carolina Certification #: 530
North Carolina State Public Health #: 27700
North Dakota Certification #: R-036
Ohio EPA #: 4150
Ohio VAP Certification #: CL101
Oklahoma Certification #: 9507
Oregon Certification #: MN200001
Oregon Certification #: MN300001
Pennsylvania Certification #: 68-00563
Puerto Rico Certification
Saipan (CNMI) #:MP0003
South Carolina #:74003001
Texas Certification #: T104704192
Tennessee Certification #: 02818
Utah Certification #: MN000642013-4
Virginia DGS Certification #: 251
Virginia/VELAP Certification #: Pace
Washington Certification #: C486
Wisconsin Certification #: 999407970
West Virginia Certification #: 382
West Virginia TO-15 Approval
West Virginia DHHR #:9952C

This report shall not be reproduced, except in full,
without the written consent of Pace Analytical Services, Inc..

Pace Analytical Services, Inc.
1700 Elm Street - Suite 200
Minneapolis, MN 55414
(612)607-1700

SAMPLE SUMMARY

Project: 60317420 St. Louis Park Inv.
Pace Project No.: 10263305

Lab ID	Sample ID	Matrix	Date Collected	Date Received
10263305001	**VP-307**	Air	04/14/14 09:38	04/14/14 14:53
10263305002	**VP-308**	Air	04/14/14 09:52	04/14/14 14:53
10263305003	**VP-309**	Air	04/14/14 10:05	04/14/14 14:53
10263305004	**VP-310**	Air	04/14/14 10:15	04/14/14 14:53
10263305005	**VP-311**	Air	04/14/14 11:53	04/14/14 14:53
10263305006	**VP-311A**	Air	04/14/14 11:55	04/14/14 14:53

This report shall not be reproduced, except in full,
without the written consent of Pace Analytical Services, Inc..

Pace Analytical Services, Inc.
1700 Elm Street - Suite 200
Minneapolis, MN 55414
(612)607-1700

SAMPLE ANALYTE COUNT

Project: 60317420 St. Louis Park Inv.
Pace Project No.: 10263305

Lab ID	Sample ID	Method	Analysts	Analytes Reported
10263305001	**VP-307**	TO-15	AH2	61
10263305002	**VP-308**	TO-15	AH2	61
10263305003	**VP-309**	TO-15	AH2	61
10263305004	**VP-310**	TO-15	AH2	61
10263305005	**VP-311**	TO-15	AH2	61
10263305006	**VP-311A**	TO-15	AH2	61

REPORT OF LABORATORY ANALYSIS

This report shall not be reproduced, except in full,
without the written consent of Pace Analytical Services, Inc..

Pace Analytical Services, Inc.
1700 Elm Street - Suite 200
Minneapolis, MN 55414
(612)607-1700

PROJECT NARRATIVE

Project: 60317420 St. Louis Park Inv.
Pace Project No.: 10263305

Method: **TO-15**
Description: TO15 MSV AIR
Client: AECOM
Date: April 29, 2014

General Information:
6 samples were analyzed for TO-15. All samples were received in acceptable condition with any exceptions noted below.

Hold Time:
The samples were analyzed within the method required hold times with any exceptions noted below.

Initial Calibrations (including MS Tune as applicable):
All criteria were within method requirements with any exceptions noted below.

Continuing Calibration:
All criteria were within method requirements with any exceptions noted below.

QC Batch: AIR/20071

CH: The continuing calibration for this compound is outside of Pace Analytical acceptance limits. The results may be biased high.
- LCS (Lab ID: 1665573)
  - Naphthalene
- VP-310 (Lab ID: 10263305004)
  - Naphthalene

Internal Standards:
All internal standards were within QC limits with any exceptions noted below.

Surrogates:
All surrogates were within QC limits with any exceptions noted below.

Method Blank:
All analytes were below the report limit in the method blank, where applicable, with any exceptions noted below.

Laboratory Control Spike:
All laboratory control spike compounds were within QC limits with any exceptions noted below.

QC Batch: AIR/20071

L1: Analyte recovery in the laboratory control sample (LCS) was above QC limits. Results may be biased high.
- LCS (Lab ID: 1665573)
  - 2-Hexanone

Matrix Spikes:
All percent recoveries and relative percent differences (RPDs) were within acceptance criteria with any exceptions noted below.

Duplicate Sample:
All duplicate sample results were within method acceptance criteria with any exceptions noted below.

This report shall not be reproduced, except in full,
without the written consent of Pace Analytical Services, Inc..

Pace Analytical Services, Inc.
1700 Elm Street - Suite 200
Minneapolis, MN 55414
(612)607-1700

PROJECT NARRATIVE

Project: 60317420 St. Louis Park Inv.
Pace Project No.: 10263305

Method: **TO-15**
Description: TO15 MSV AIR
Client: AECOM
Date: April 29, 2014

QC Batch: AIR/20071

R1: RPD value was outside control limits.
- DUP (Lab ID: 1665574)
  - Methylene Chloride

Additional Comments:

Sample Comments:

K3: The Total Hydrocarbon (THC) pattern is evenly distributed throughout the chromatogram (before and after toluene).
- VP-307 (Lab ID: 10263305001)
- VP-308 (Lab ID: 10263305002)
- VP-309 (Lab ID: 10263305003)

K1: The Total Hydrocarbon (THC) pattern occured in the first half of the chromatogram (before toluene).
- VP-310 (Lab ID: 10263305004)

K3: The Total Hydrocarbon (THC) pattern is evenly distributed throughout the chromatogram (before and after toluene).
- VP-311 (Lab ID: 10263305005)
- VP-311A (Lab ID: 10263305006)

Analyte Comments:

QC Batch: AIR/20071

A3: The sample was analyzed by serial dilution.
- VP-310 (Lab ID: 10263305004)
  - Toluene

E: Analyte concentration exceeded the calibration range. The reported result is estimated.
- VP-307 (Lab ID: 10263305001)
  - Propylene
- VP-309 (Lab ID: 10263305003)
  - Propylene
- VP-310 (Lab ID: 10263305004)
  - Propylene
- VP-311 (Lab ID: 10263305005)
  - Ethanol
- VP-311A (Lab ID: 10263305006)
  - Ethanol

This data package has been reviewed for quality and completeness and is approved for release.

This report shall not be reproduced, except in full,
without the written consent of Pace Analytical Services, Inc..

Pace Analytical Services, Inc.
1700 Elm Street - Suite 200
Minneapolis, MN 55414
(612)607-1700

ANALYTICAL RESULTS

Project: 60317420 St. Louis Park Inv.
Pace Project No.: 10263305

Sample: VP-307 **Lab ID: 10263305001** Collected: 04/14/14 09:38 Received: 04/14/14 14:53 Matrix: Air

Parameters	Results	Units	Report Limit	MDL	DF	Prepared	Analyzed	CAS No.	Qual
TO15 MSV AIR	Analytical Method: TO-15								
Acetone	**28.4**	ug/m3	0.81	0.40	1.68		04/26/14 15:56	67-64-1	
Benzene	**26.9**	ug/m3	0.55	0.20	1.68		04/26/14 15:56	71-43-2	
Benzyl chloride	ND	ug/m3	1.8	0.88	1.68		04/26/14 15:56	100-44-7	
Bromodichloromethane	ND	ug/m3	2.3	0.31	1.68		04/26/14 15:56	75-27-4	
Bromoform	ND	ug/m3	3.5	0.54	1.68		04/26/14 15:56	75-25-2	
Bromomethane	ND	ug/m3	1.3	0.45	1.68		04/26/14 15:56	74-83-9	
1,3-Butadiene	ND	ug/m3	0.76	0.14	1.68		04/26/14 15:56	106-99-0	
2-Butanone (MEK)	**7.4**	ug/m3	1.0	0.50	1.68		04/26/14 15:56	78-93-3	
Carbon disulfide	**7.0**	ug/m3	1.1	0.12	1.68		04/26/14 15:56	75-15-0	
Carbon tetrachloride	ND	ug/m3	1.1	0.54	1.68		04/26/14 15:56	56-23-5	
Chlorobenzene	ND	ug/m3	1.6	0.18	1.68		04/26/14 15:56	108-90-7	
Chloroethane	ND	ug/m3	0.91	0.45	1.68		04/26/14 15:56	75-00-3	
Chloroform	ND	ug/m3	1.7	0.30	1.68		04/26/14 15:56	67-66-3	
Chloromethane	ND	ug/m3	0.71	0.32	1.68		04/26/14 15:56	74-87-3	
Cyclohexane	**19.4**	ug/m3	1.2	0.21	1.68		04/26/14 15:56	110-82-7	
Dibromochloromethane	ND	ug/m3	2.9	1.5	1.68		04/26/14 15:56	124-48-1	
1,2-Dibromoethane (EDB)	ND	ug/m3	2.6	0.39	1.68		04/26/14 15:56	106-93-4	
1,2-Dichlorobenzene	ND	ug/m3	2.0	0.24	1.68		04/26/14 15:56	95-50-1	
1,3-Dichlorobenzene	ND	ug/m3	2.0	0.39	1.68		04/26/14 15:56	541-73-1	
1,4-Dichlorobenzene	ND	ug/m3	2.0	0.33	1.68		04/26/14 15:56	106-46-7	
Dichlorodifluoromethane	**2.1**	ug/m3	1.7	0.18	1.68		04/26/14 15:56	75-71-8	
1,1-Dichloroethane	ND	ug/m3	1.4	0.24	1.68		04/26/14 15:56	75-34-3	
1,2-Dichloroethane	ND	ug/m3	0.69	0.20	1.68		04/26/14 15:56	107-06-2	
1,1-Dichloroethene	ND	ug/m3	1.4	0.17	1.68		04/26/14 15:56	75-35-4	
cis-1,2-Dichloroethene	ND	ug/m3	1.4	0.33	1.68		04/26/14 15:56	156-59-2	
trans-1,2-Dichloroethene	ND	ug/m3	1.4	0.27	1.68		04/26/14 15:56	156-60-5	
1,2-Dichloropropane	ND	ug/m3	1.6	0.26	1.68		04/26/14 15:56	78-87-5	
cis-1,3-Dichloropropene	ND	ug/m3	1.5	0.23	1.68		04/26/14 15:56	10061-01-5	
trans-1,3-Dichloropropene	ND	ug/m3	1.5	0.25	1.68		04/26/14 15:56	10061-02-6	
Dichlorotetrafluoroethane	ND	ug/m3	2.4	0.42	1.68		04/26/14 15:56	76-14-2	
Ethanol	**67.3**	ug/m3	0.64	0.32	1.68		04/26/14 15:56	64-17-5	
Ethyl acetate	**1.3**	ug/m3	1.2	0.21	1.68		04/26/14 15:56	141-78-6	
Ethylbenzene	**11.2**	ug/m3	1.5	0.30	1.68		04/26/14 15:56	100-41-4	
4-Ethyltoluene	**1.9**	ug/m3	1.7	0.29	1.68		04/26/14 15:56	622-96-8	
n-Heptane	**15.1**	ug/m3	1.4	0.27	1.68		04/26/14 15:56	142-82-5	
Hexachloro-1,3-butadiene	ND	ug/m3	3.7	0.69	1.68		04/26/14 15:56	87-68-3	
n-Hexane	**34.1**	ug/m3	1.2	0.17	1.68		04/26/14 15:56	110-54-3	
2-Hexanone	**2.2**	ug/m3	1.4	0.36	1.68		04/26/14 15:56	591-78-6	L1
Methylene Chloride	**4.6**	ug/m3	1.2	0.59	1.68		04/26/14 15:56	75-09-2	
4-Methyl-2-pentanone (MIBK)	ND	ug/m3	1.4	0.29	1.68		04/26/14 15:56	108-10-1	
Methyl-tert-butyl ether	ND	ug/m3	1.2	0.15	1.68		04/26/14 15:56	1634-04-4	
Naphthalene	ND	ug/m3	1.8	0.90	1.68		04/26/14 15:56	91-20-3	
2-Propanol	ND	ug/m3	0.84	0.16	1.68		04/26/14 15:56	67-63-0	
Propylene	**111**	ug/m3	0.59	0.18	1.68		04/26/14 15:56	115-07-1	E
Styrene	ND	ug/m3	3.6	0.23	1.68		04/26/14 15:56	100-42-5	
1,1,2,2-Tetrachloroethane	ND	ug/m3	1.2	0.39	1.68		04/26/14 15:56	79-34-5	

REPORT OF LABORATORY ANALYSIS

This report shall not be reproduced, except in full,
without the written consent of Pace Analytical Services, Inc..

Pace Analytical Services, Inc.
1700 Elm Street - Suite 200
Minneapolis, MN 55414
(612)607-1700

ANALYTICAL RESULTS

Project: 60317420 St. Louis Park Inv.
Pace Project No.: 10263305

Sample: VP-307 **Lab ID: 10263305001** Collected: 04/14/14 09:38 Received: 04/14/14 14:53 Matrix: Air

Parameters	Results	Units	Report Limit	MDL	DF	Prepared	Analyzed	CAS No.	Qual
TO15 MSV AIR	Analytical Method: TO-15								
Tetrachloroethene	ND	ug/m3	1.2	0.32	1.68		04/26/14 15:56	127-18-4	
Tetrahydrofuran	ND	ug/m3	1.0	0.23	1.68		04/26/14 15:56	109-99-9	
Toluene	**65.9**	ug/m3	1.3	0.23	1.68		04/26/14 15:56	108-88-3	
1,2,4-Trichlorobenzene	ND	ug/m3	2.5	0.61	1.68		04/26/14 15:56	120-82-1	
1,1,1-Trichloroethane	ND	ug/m3	1.9	0.23	1.68		04/26/14 15:56	71-55-6	
1,1,2-Trichloroethane	ND	ug/m3	0.92	0.41	1.68		04/26/14 15:56	79-00-5	
Trichloroethene	ND	ug/m3	0.92	0.30	1.68		04/26/14 15:56	79-01-6	
Trichlorofluoromethane	ND	ug/m3	1.9	0.23	1.68		04/26/14 15:56	75-69-4	
1,1,2-Trichlorotrifluoroethane	ND	ug/m3	2.7	0.27	1.68		04/26/14 15:56	76-13-1	
1,2,4-Trimethylbenzene	**4.3**	ug/m3	1.7	0.20	1.68		04/26/14 15:56	95-63-6	
1,3,5-Trimethylbenzene	ND	ug/m3	1.7	0.35	1.68		04/26/14 15:56	108-67-8	
Vinyl acetate	ND	ug/m3	1.2	0.58	1.68		04/26/14 15:56	108-05-4	
Vinyl chloride	ND	ug/m3	0.44	0.16	1.68		04/26/14 15:56	75-01-4	
m&p-Xylene	**33.9**	ug/m3	3.0	0.24	1.68		04/26/14 15:56	179601-23-1	
o-Xylene	**10.3**	ug/m3	1.5	0.74	1.68		04/26/14 15:56	95-47-6	

REPORT OF LABORATORY ANALYSIS

This report shall not be reproduced, except in full,
without the written consent of Pace Analytical Services, Inc..

Pace Analytical Services, Inc.
1700 Elm Street - Suite 200
Minneapolis, MN 55414
(612)607-1700

ANALYTICAL RESULTS

Project: 60317420 St. Louis Park Inv.
Pace Project No.: 10263305

Sample: VP-308 **Lab ID: 10263305002** Collected: 04/14/14 09:52 Received: 04/14/14 14:53 Matrix: Air

Parameters	Results	Units	Report Limit	MDL	DF	Prepared	Analyzed	CAS No.	Qual
TO15 MSV AIR	Analytical Method: TO-15								
Acetone	**45.9**	ug/m3	0.81	0.40	1.68		04/26/14 17:52	67-64-1	
Benzene	**2.2**	ug/m3	0.55	0.20	1.68		04/26/14 17:52	71-43-2	
Benzyl chloride	ND	ug/m3	1.8	0.88	1.68		04/26/14 17:52	100-44-7	
Bromodichloromethane	ND	ug/m3	2.3	0.31	1.68		04/26/14 17:52	75-27-4	
Bromoform	ND	ug/m3	3.5	0.54	1.68		04/26/14 17:52	75-25-2	
Bromomethane	ND	ug/m3	1.3	0.45	1.68		04/26/14 17:52	74-83-9	
1,3-Butadiene	ND	ug/m3	0.76	0.14	1.68		04/26/14 17:52	106-99-0	
2-Butanone (MEK)	**3.2**	ug/m3	1.0	0.50	1.68		04/26/14 17:52	78-93-3	
Carbon disulfide	ND	ug/m3	1.1	0.12	1.68		04/26/14 17:52	75-15-0	
Carbon tetrachloride	ND	ug/m3	1.1	0.54	1.68		04/26/14 17:52	56-23-5	
Chlorobenzene	ND	ug/m3	1.6	0.18	1.68		04/26/14 17:52	108-90-7	
Chloroethane	ND	ug/m3	0.91	0.45	1.68		04/26/14 17:52	75-00-3	
Chloroform	ND	ug/m3	1.7	0.30	1.68		04/26/14 17:52	67-66-3	
Chloromethane	**1.4**	ug/m3	0.71	0.32	1.68		04/26/14 17:52	74-87-3	
Cyclohexane	**1.7**	ug/m3	1.2	0.21	1.68		04/26/14 17:52	110-82-7	
Dibromochloromethane	ND	ug/m3	2.9	1.5	1.68		04/26/14 17:52	124-48-1	
1,2-Dibromoethane (EDB)	ND	ug/m3	2.6	0.39	1.68		04/26/14 17:52	106-93-4	
1,2-Dichlorobenzene	ND	ug/m3	2.0	0.24	1.68		04/26/14 17:52	95-50-1	
1,3-Dichlorobenzene	ND	ug/m3	2.0	0.39	1.68		04/26/14 17:52	541-73-1	
1,4-Dichlorobenzene	ND	ug/m3	2.0	0.33	1.68		04/26/14 17:52	106-46-7	
Dichlorodifluoromethane	**3.4**	ug/m3	1.7	0.18	1.68		04/26/14 17:52	75-71-8	
1,1-Dichloroethane	ND	ug/m3	1.4	0.24	1.68		04/26/14 17:52	75-34-3	
1,2-Dichloroethane	ND	ug/m3	0.69	0.20	1.68		04/26/14 17:52	107-06-2	
1,1-Dichloroethene	ND	ug/m3	1.4	0.17	1.68		04/26/14 17:52	75-35-4	
cis-1,2-Dichloroethene	ND	ug/m3	1.4	0.33	1.68		04/26/14 17:52	156-59-2	
trans-1,2-Dichloroethene	ND	ug/m3	1.4	0.27	1.68		04/26/14 17:52	156-60-5	
1,2-Dichloropropane	ND	ug/m3	1.6	0.26	1.68		04/26/14 17:52	78-87-5	
cis-1,3-Dichloropropene	ND	ug/m3	1.5	0.23	1.68		04/26/14 17:52	10061-01-5	
trans-1,3-Dichloropropene	ND	ug/m3	1.5	0.25	1.68		04/26/14 17:52	10061-02-6	
Dichlorotetrafluoroethane	ND	ug/m3	2.4	0.42	1.68		04/26/14 17:52	76-14-2	
Ethanol	**25.5**	ug/m3	0.64	0.32	1.68		04/26/14 17:52	64-17-5	
Ethyl acetate	**1.5**	ug/m3	1.2	0.21	1.68		04/26/14 17:52	141-78-6	
Ethylbenzene	ND	ug/m3	1.5	0.30	1.68		04/26/14 17:52	100-41-4	
4-Ethyltoluene	ND	ug/m3	1.7	0.29	1.68		04/26/14 17:52	622-96-8	
n-Heptane	**2.1**	ug/m3	1.4	0.27	1.68		04/26/14 17:52	142-82-5	
Hexachloro-1,3-butadiene	ND	ug/m3	3.7	0.69	1.68		04/26/14 17:52	87-68-3	
n-Hexane	**20.5**	ug/m3	1.2	0.17	1.68		04/26/14 17:52	110-54-3	
2-Hexanone	ND	ug/m3	1.4	0.36	1.68		04/26/14 17:52	591-78-6	
Methylene Chloride	**77.1**	ug/m3	1.2	0.59	1.68		04/26/14 17:52	75-09-2	
4-Methyl-2-pentanone (MIBK)	ND	ug/m3	1.4	0.29	1.68		04/26/14 17:52	108-10-1	
Methyl-tert-butyl ether	ND	ug/m3	1.2	0.15	1.68		04/26/14 17:52	1634-04-4	
Naphthalene	ND	ug/m3	1.8	0.90	1.68		04/26/14 17:52	91-20-3	
2-Propanol	ND	ug/m3	0.84	0.16	1.68		04/26/14 17:52	67-63-0	
Propylene	ND	ug/m3	0.59	0.18	1.68		04/26/14 17:52	115-07-1	
Styrene	ND	ug/m3	3.6	0.23	1.68		04/26/14 17:52	100-42-5	
1,1,2,2-Tetrachloroethane	ND	ug/m3	1.2	0.39	1.68		04/26/14 17:52	79-34-5	

REPORT OF LABORATORY ANALYSIS

This report shall not be reproduced, except in full,
without the written consent of Pace Analytical Services, Inc..

Pace Analytical Services, Inc.
1700 Elm Street - Suite 200
Minneapolis, MN 55414
(612)607-1700

ANALYTICAL RESULTS

Project: 60317420 St. Louis Park Inv.
Pace Project No.: 10263305

Sample: VP-308 **Lab ID: 10263305002** Collected: 04/14/14 09:52 Received: 04/14/14 14:53 Matrix: Air

Parameters	Results	Units	Report Limit	MDL	DF	Prepared	Analyzed	CAS No.	Qual
TO15 MSV AIR	Analytical Method: TO-15								
Tetrachloroethene	ND	ug/m3	1.2	0.32	1.68		04/26/14 17:52	127-18-4	
Tetrahydrofuran	ND	ug/m3	1.0	0.23	1.68		04/26/14 17:52	109-99-9	
Toluene	**9.0**	ug/m3	1.3	0.23	1.68		04/26/14 17:52	108-88-3	
1,2,4-Trichlorobenzene	ND	ug/m3	2.5	0.61	1.68		04/26/14 17:52	120-82-1	
1,1,1-Trichloroethane	ND	ug/m3	1.9	0.23	1.68		04/26/14 17:52	71-55-6	
1,1,2-Trichloroethane	ND	ug/m3	0.92	0.41	1.68		04/26/14 17:52	79-00-5	
Trichloroethene	ND	ug/m3	0.92	0.30	1.68		04/26/14 17:52	79-01-6	
Trichlorofluoromethane	ND	ug/m3	1.9	0.23	1.68		04/26/14 17:52	75-69-4	
1,1,2-Trichlorotrifluoroethane	ND	ug/m3	2.7	0.27	1.68		04/26/14 17:52	76-13-1	
1,2,4-Trimethylbenzene	ND	ug/m3	1.7	0.20	1.68		04/26/14 17:52	95-63-6	
1,3,5-Trimethylbenzene	ND	ug/m3	1.7	0.35	1.68		04/26/14 17:52	108-67-8	
Vinyl acetate	ND	ug/m3	1.2	0.58	1.68		04/26/14 17:52	108-05-4	
Vinyl chloride	ND	ug/m3	0.44	0.16	1.68		04/26/14 17:52	75-01-4	
m&p-Xylene	**5.6**	ug/m3	3.0	0.24	1.68		04/26/14 17:52	179601-23-1	
o-Xylene	**1.7**	ug/m3	1.5	0.74	1.68		04/26/14 17:52	95-47-6	

REPORT OF LABORATORY ANALYSIS

This report shall not be reproduced, except in full,
without the written consent of Pace Analytical Services, Inc..

Pace Analytical Services, Inc.
1700 Elm Street - Suite 200
Minneapolis, MN 55414
(612)607-1700

ANALYTICAL RESULTS

Project: 60317420 St. Louis Park Inv.
Pace Project No.: 10263305

Sample: VP-309 **Lab ID: 10263305003** Collected: 04/14/14 10:05 Received: 04/14/14 14:53 Matrix: Air

Parameters	Results	Units	Report Limit	MDL	DF	Prepared	Analyzed	CAS No.	Qual
TO15 MSV AIR	Analytical Method: TO-15								
Acetone	**23.2**	ug/m3	0.81	0.40	1.68		04/26/14 17:21	67-64-1	
Benzene	**25.0**	ug/m3	0.55	0.20	1.68		04/26/14 17:21	71-43-2	
Benzyl chloride	ND	ug/m3	1.8	0.88	1.68		04/26/14 17:21	100-44-7	
Bromodichloromethane	ND	ug/m3	2.3	0.31	1.68		04/26/14 17:21	75-27-4	
Bromoform	ND	ug/m3	3.5	0.54	1.68		04/26/14 17:21	75-25-2	
Bromomethane	ND	ug/m3	1.3	0.45	1.68		04/26/14 17:21	74-83-9	
1,3-Butadiene	ND	ug/m3	0.76	0.14	1.68		04/26/14 17:21	106-99-0	
2-Butanone (MEK)	**3.9**	ug/m3	1.0	0.50	1.68		04/26/14 17:21	78-93-3	
Carbon disulfide	**3.1**	ug/m3	1.1	0.12	1.68		04/26/14 17:21	75-15-0	
Carbon tetrachloride	ND	ug/m3	1.1	0.54	1.68		04/26/14 17:21	56-23-5	
Chlorobenzene	ND	ug/m3	1.6	0.18	1.68		04/26/14 17:21	108-90-7	
Chloroethane	ND	ug/m3	0.91	0.45	1.68		04/26/14 17:21	75-00-3	
Chloroform	ND	ug/m3	1.7	0.30	1.68		04/26/14 17:21	67-66-3	
Chloromethane	ND	ug/m3	0.71	0.32	1.68		04/26/14 17:21	74-87-3	
Cyclohexane	**25.6**	ug/m3	1.2	0.21	1.68		04/26/14 17:21	110-82-7	
Dibromochloromethane	ND	ug/m3	2.9	1.5	1.68		04/26/14 17:21	124-48-1	
1,2-Dibromoethane (EDB)	ND	ug/m3	2.6	0.39	1.68		04/26/14 17:21	106-93-4	
1,2-Dichlorobenzene	ND	ug/m3	2.0	0.24	1.68		04/26/14 17:21	95-50-1	
1,3-Dichlorobenzene	ND	ug/m3	2.0	0.39	1.68		04/26/14 17:21	541-73-1	
1,4-Dichlorobenzene	ND	ug/m3	2.0	0.33	1.68		04/26/14 17:21	106-46-7	
Dichlorodifluoromethane	**2.3**	ug/m3	1.7	0.18	1.68		04/26/14 17:21	75-71-8	
1,1-Dichloroethane	ND	ug/m3	1.4	0.24	1.68		04/26/14 17:21	75-34-3	
1,2-Dichloroethane	ND	ug/m3	0.69	0.20	1.68		04/26/14 17:21	107-06-2	
1,1-Dichloroethene	ND	ug/m3	1.4	0.17	1.68		04/26/14 17:21	75-35-4	
cis-1,2-Dichloroethene	ND	ug/m3	1.4	0.33	1.68		04/26/14 17:21	156-59-2	
trans-1,2-Dichloroethene	ND	ug/m3	1.4	0.27	1.68		04/26/14 17:21	156-60-5	
1,2-Dichloropropane	ND	ug/m3	1.6	0.26	1.68		04/26/14 17:21	78-87-5	
cis-1,3-Dichloropropene	ND	ug/m3	1.5	0.23	1.68		04/26/14 17:21	10061-01-5	
trans-1,3-Dichloropropene	ND	ug/m3	1.5	0.25	1.68		04/26/14 17:21	10061-02-6	
Dichlorotetrafluoroethane	ND	ug/m3	2.4	0.42	1.68		04/26/14 17:21	76-14-2	
Ethanol	**58.7**	ug/m3	0.64	0.32	1.68		04/26/14 17:21	64-17-5	
Ethyl acetate	ND	ug/m3	1.2	0.21	1.68		04/26/14 17:21	141-78-6	
Ethylbenzene	**11.1**	ug/m3	1.5	0.30	1.68		04/26/14 17:21	100-41-4	
4-Ethyltoluene	**2.3**	ug/m3	1.7	0.29	1.68		04/26/14 17:21	622-96-8	
n-Heptane	**19.0**	ug/m3	1.4	0.27	1.68		04/26/14 17:21	142-82-5	
Hexachloro-1,3-butadiene	ND	ug/m3	3.7	0.69	1.68		04/26/14 17:21	87-68-3	
n-Hexane	**52.8**	ug/m3	1.2	0.17	1.68		04/26/14 17:21	110-54-3	
2-Hexanone	ND	ug/m3	1.4	0.36	1.68		04/26/14 17:21	591-78-6	
Methylene Chloride	**35.3**	ug/m3	1.2	0.59	1.68		04/26/14 17:21	75-09-2	
4-Methyl-2-pentanone (MIBK)	ND	ug/m3	1.4	0.29	1.68		04/26/14 17:21	108-10-1	
Methyl-tert-butyl ether	**1.3**	ug/m3	1.2	0.15	1.68		04/26/14 17:21	1634-04-4	
Naphthalene	ND	ug/m3	1.8	0.90	1.68		04/26/14 17:21	91-20-3	
2-Propanol	ND	ug/m3	0.84	0.16	1.68		04/26/14 17:21	67-63-0	
Propylene	**233**	ug/m3	0.59	0.18	1.68		04/26/14 17:21	115-07-1	E
Styrene	ND	ug/m3	3.6	0.23	1.68		04/26/14 17:21	100-42-5	
1,1,2,2-Tetrachloroethane	ND	ug/m3	1.2	0.39	1.68		04/26/14 17:21	79-34-5	

REPORT OF LABORATORY ANALYSIS

This report shall not be reproduced, except in full,
without the written consent of Pace Analytical Services, Inc..

Pace Analytical Services, Inc.
1700 Elm Street - Suite 200
Minneapolis, MN 55414
(612)607-1700

ANALYTICAL RESULTS

Project: 60317420 St. Louis Park Inv.
Pace Project No.: 10263305

Sample: VP-309 **Lab ID: 10263305003** Collected: 04/14/14 10:05 Received: 04/14/14 14:53 Matrix: Air

Parameters	Results	Units	Report Limit	MDL	DF	Prepared	Analyzed	CAS No.	Qual
TO15 MSV AIR	Analytical Method: TO-15								
Tetrachloroethene	**3.5**	ug/m3	1.2	0.32	1.68		04/26/14 17:21	127-18-4	
Tetrahydrofuran	ND	ug/m3	1.0	0.23	1.68		04/26/14 17:21	109-99-9	
Toluene	**54.7**	ug/m3	1.3	0.23	1.68		04/26/14 17:21	108-88-3	
1,2,4-Trichlorobenzene	ND	ug/m3	2.5	0.61	1.68		04/26/14 17:21	120-82-1	
1,1,1-Trichloroethane	ND	ug/m3	1.9	0.23	1.68		04/26/14 17:21	71-55-6	
1,1,2-Trichloroethane	ND	ug/m3	0.92	0.41	1.68		04/26/14 17:21	79-00-5	
Trichloroethene	ND	ug/m3	0.92	0.30	1.68		04/26/14 17:21	79-01-6	
Trichlorofluoromethane	**5.0**	ug/m3	1.9	0.23	1.68		04/26/14 17:21	75-69-4	
1,1,2-Trichlorotrifluoroethane	ND	ug/m3	2.7	0.27	1.68		04/26/14 17:21	76-13-1	
1,2,4-Trimethylbenzene	**4.8**	ug/m3	1.7	0.20	1.68		04/26/14 17:21	95-63-6	
1,3,5-Trimethylbenzene	**1.8**	ug/m3	1.7	0.35	1.68		04/26/14 17:21	108-67-8	
Vinyl acetate	ND	ug/m3	1.2	0.58	1.68		04/26/14 17:21	108-05-4	
Vinyl chloride	ND	ug/m3	0.44	0.16	1.68		04/26/14 17:21	75-01-4	
m&p-Xylene	**33.6**	ug/m3	3.0	0.24	1.68		04/26/14 17:21	179601-23-1	
o-Xylene	**10.1**	ug/m3	1.5	0.74	1.68		04/26/14 17:21	95-47-6	

REPORT OF LABORATORY ANALYSIS

This report shall not be reproduced, except in full,
without the written consent of Pace Analytical Services, Inc..

Pace Analytical Services, Inc.
1700 Elm Street - Suite 200
Minneapolis, MN 55414
(612)607-1700

ANALYTICAL RESULTS

Project: 60317420 St. Louis Park Inv.
Pace Project No.: 10263305

Sample: VP-310 **Lab ID: 10263305004** Collected: 04/14/14 10:15 Received: 04/14/14 14:53 Matrix: Air

Parameters	Results	Units	Report Limit	MDL	DF	Prepared	Analyzed	CAS No.	Qual
TO15 MSV AIR	Analytical Method: TO-15								
Acetone	**42.2**	ug/m3	0.81	0.40	1.68		04/26/14 16:53	67-64-1	
Benzene	**23.0**	ug/m3	0.55	0.20	1.68		04/26/14 16:53	71-43-2	
Benzyl chloride	ND	ug/m3	1.8	0.88	1.68		04/26/14 16:53	100-44-7	
Bromodichloromethane	ND	ug/m3	2.3	0.31	1.68		04/26/14 16:53	75-27-4	
Bromoform	ND	ug/m3	3.5	0.54	1.68		04/26/14 16:53	75-25-2	
Bromomethane	ND	ug/m3	1.3	0.45	1.68		04/26/14 16:53	74-83-9	
1,3-Butadiene	ND	ug/m3	0.76	0.14	1.68		04/26/14 16:53	106-99-0	
2-Butanone (MEK)	**35.2**	ug/m3	1.0	0.50	1.68		04/26/14 16:53	78-93-3	
Carbon disulfide	**8.8**	ug/m3	1.1	0.12	1.68		04/26/14 16:53	75-15-0	
Carbon tetrachloride	ND	ug/m3	1.1	0.54	1.68		04/26/14 16:53	56-23-5	
Chlorobenzene	ND	ug/m3	1.6	0.18	1.68		04/26/14 16:53	108-90-7	
Chloroethane	ND	ug/m3	0.91	0.45	1.68		04/26/14 16:53	75-00-3	
Chloroform	ND	ug/m3	1.7	0.30	1.68		04/26/14 16:53	67-66-3	
Chloromethane	ND	ug/m3	0.71	0.32	1.68		04/26/14 16:53	74-87-3	
Cyclohexane	**20.3**	ug/m3	1.2	0.21	1.68		04/26/14 16:53	110-82-7	
Dibromochloromethane	ND	ug/m3	2.9	1.5	1.68		04/26/14 16:53	124-48-1	
1,2-Dibromoethane (EDB)	ND	ug/m3	2.6	0.39	1.68		04/26/14 16:53	106-93-4	
1,2-Dichlorobenzene	ND	ug/m3	2.0	0.24	1.68		04/26/14 16:53	95-50-1	
1,3-Dichlorobenzene	ND	ug/m3	2.0	0.39	1.68		04/26/14 16:53	541-73-1	
1,4-Dichlorobenzene	ND	ug/m3	2.0	0.33	1.68		04/26/14 16:53	106-46-7	
Dichlorodifluoromethane	**2.5**	ug/m3	1.7	0.18	1.68		04/26/14 16:53	75-71-8	
1,1-Dichloroethane	ND	ug/m3	1.4	0.24	1.68		04/26/14 16:53	75-34-3	
1,2-Dichloroethane	ND	ug/m3	0.69	0.20	1.68		04/26/14 16:53	107-06-2	
1,1-Dichloroethene	ND	ug/m3	1.4	0.17	1.68		04/26/14 16:53	75-35-4	
cis-1,2-Dichloroethene	ND	ug/m3	1.4	0.33	1.68		04/26/14 16:53	156-59-2	
trans-1,2-Dichloroethene	ND	ug/m3	1.4	0.27	1.68		04/26/14 16:53	156-60-5	
1,2-Dichloropropane	ND	ug/m3	1.6	0.26	1.68		04/26/14 16:53	78-87-5	
cis-1,3-Dichloropropene	ND	ug/m3	1.5	0.23	1.68		04/26/14 16:53	10061-01-5	
trans-1,3-Dichloropropene	ND	ug/m3	1.5	0.25	1.68		04/26/14 16:53	10061-02-6	
Dichlorotetrafluoroethane	ND	ug/m3	2.4	0.42	1.68		04/26/14 16:53	76-14-2	
Ethanol	**70.7**	ug/m3	0.64	0.32	1.68		04/26/14 16:53	64-17-5	
Ethyl acetate	**2.1**	ug/m3	1.2	0.21	1.68		04/26/14 16:53	141-78-6	
Ethylbenzene	**10.1**	ug/m3	1.5	0.30	1.68		04/26/14 16:53	100-41-4	
4-Ethyltoluene	**2.0**	ug/m3	1.7	0.29	1.68		04/26/14 16:53	622-96-8	
n-Heptane	**17.8**	ug/m3	1.4	0.27	1.68		04/26/14 16:53	142-82-5	
Hexachloro-1,3-butadiene	ND	ug/m3	3.7	0.69	1.68		04/26/14 16:53	87-68-3	
n-Hexane	**48.0**	ug/m3	1.2	0.17	1.68		04/26/14 16:53	110-54-3	
2-Hexanone	ND	ug/m3	1.4	0.36	1.68		04/26/14 16:53	591-78-6	
Methylene Chloride	**3.3**	ug/m3	1.2	0.59	1.68		04/26/14 16:53	75-09-2	
4-Methyl-2-pentanone (MIBK)	ND	ug/m3	1.4	0.29	1.68		04/26/14 16:53	108-10-1	
Methyl-tert-butyl ether	ND	ug/m3	1.2	0.15	1.68		04/26/14 16:53	1634-04-4	
Naphthalene	**6.3**	ug/m3	1.8	0.90	1.68		04/26/14 16:53	91-20-3	CH
2-Propanol	ND	ug/m3	0.84	0.16	1.68		04/26/14 16:53	67-63-0	
Propylene	**212**	ug/m3	0.59	0.18	1.68		04/26/14 16:53	115-07-1	E
Styrene	ND	ug/m3	3.6	0.23	1.68		04/26/14 16:53	100-42-5	
1,1,2,2-Tetrachloroethane	ND	ug/m3	1.2	0.39	1.68		04/26/14 16:53	79-34-5	

REPORT OF LABORATORY ANALYSIS

This report shall not be reproduced, except in full,
without the written consent of Pace Analytical Services, Inc..

Pace Analytical Services, Inc.
1700 Elm Street - Suite 200
Minneapolis, MN 55414
(612)607-1700

ANALYTICAL RESULTS

Project: 60317420 St. Louis Park Inv.
Pace Project No.: 10263305

Sample: VP-310 **Lab ID: 10263305004** Collected: 04/14/14 10:15 Received: 04/14/14 14:53 Matrix: Air

Parameters	Results	Units	Report Limit	MDL	DF	Prepared	Analyzed	CAS No.	Qual
TO15 MSV AIR	Analytical Method: TO-15								
Tetrachloroethene	ND	ug/m3	1.2	0.32	1.68		04/26/14 16:53	127-18-4	
Tetrahydrofuran	ND	ug/m3	1.0	0.23	1.68		04/26/14 16:53	109-99-9	
Toluene	**3080**	ug/m3	103	18.1	134.4		04/27/14 21:08	108-88-3	A3
1,2,4-Trichlorobenzene	ND	ug/m3	2.5	0.61	1.68		04/26/14 16:53	120-82-1	
1,1,1-Trichloroethane	ND	ug/m3	1.9	0.23	1.68		04/26/14 16:53	71-55-6	
1,1,2-Trichloroethane	ND	ug/m3	0.92	0.41	1.68		04/26/14 16:53	79-00-5	
Trichloroethene	ND	ug/m3	0.92	0.30	1.68		04/26/14 16:53	79-01-6	
Trichlorofluoromethane	ND	ug/m3	1.9	0.23	1.68		04/26/14 16:53	75-69-4	
1,1,2-Trichlorotrifluoroethane	ND	ug/m3	2.7	0.27	1.68		04/26/14 16:53	76-13-1	
1,2,4-Trimethylbenzene	**4.1**	ug/m3	1.7	0.20	1.68		04/26/14 16:53	95-63-6	
1,3,5-Trimethylbenzene	ND	ug/m3	1.7	0.35	1.68		04/26/14 16:53	108-67-8	
Vinyl acetate	ND	ug/m3	1.2	0.58	1.68		04/26/14 16:53	108-05-4	
Vinyl chloride	ND	ug/m3	0.44	0.16	1.68		04/26/14 16:53	75-01-4	
m&p-Xylene	**31.7**	ug/m3	3.0	0.24	1.68		04/26/14 16:53	179601-23-1	
o-Xylene	**9.3**	ug/m3	1.5	0.74	1.68		04/26/14 16:53	95-47-6	

REPORT OF LABORATORY ANALYSIS

This report shall not be reproduced, except in full,
without the written consent of Pace Analytical Services, Inc..

Pace Analytical Services, Inc.
1700 Elm Street - Suite 200
Minneapolis, MN 55414
(612)607-1700

ANALYTICAL RESULTS

Project: 60317420 St. Louis Park Inv.
Pace Project No.: 10263305

Sample: VP-311 **Lab ID: 10263305005** Collected: 04/14/14 11:53 Received: 04/14/14 14:53 Matrix: Air

Parameters	Results	Units	Report Limit	MDL	DF	Prepared	Analyzed	CAS No.	Qual
TO15 MSV AIR	Analytical Method: TO-15								
Acetone	**63.8**	ug/m3	0.81	0.40	1.68		04/26/14 15:28	67-64-1	
Benzene	**9.8**	ug/m3	0.55	0.20	1.68		04/26/14 15:28	71-43-2	
Benzyl chloride	ND	ug/m3	1.8	0.88	1.68		04/26/14 15:28	100-44-7	
Bromodichloromethane	ND	ug/m3	2.3	0.31	1.68		04/26/14 15:28	75-27-4	
Bromoform	ND	ug/m3	3.5	0.54	1.68		04/26/14 15:28	75-25-2	
Bromomethane	ND	ug/m3	1.3	0.45	1.68		04/26/14 15:28	74-83-9	
1,3-Butadiene	ND	ug/m3	0.76	0.14	1.68		04/26/14 15:28	106-99-0	
2-Butanone (MEK)	**12.4**	ug/m3	1.0	0.50	1.68		04/26/14 15:28	78-93-3	
Carbon disulfide	**1.7**	ug/m3	1.1	0.12	1.68		04/26/14 15:28	75-15-0	
Carbon tetrachloride	ND	ug/m3	1.1	0.54	1.68		04/26/14 15:28	56-23-5	
Chlorobenzene	ND	ug/m3	1.6	0.18	1.68		04/26/14 15:28	108-90-7	
Chloroethane	ND	ug/m3	0.91	0.45	1.68		04/26/14 15:28	75-00-3	
Chloroform	**2.7**	ug/m3	1.7	0.30	1.68		04/26/14 15:28	67-66-3	
Chloromethane	ND	ug/m3	0.71	0.32	1.68		04/26/14 15:28	74-87-3	
Cyclohexane	**18.3**	ug/m3	1.2	0.21	1.68		04/26/14 15:28	110-82-7	
Dibromochloromethane	ND	ug/m3	2.9	1.5	1.68		04/26/14 15:28	124-48-1	
1,2-Dibromoethane (EDB)	ND	ug/m3	2.6	0.39	1.68		04/26/14 15:28	106-93-4	
1,2-Dichlorobenzene	ND	ug/m3	2.0	0.24	1.68		04/26/14 15:28	95-50-1	
1,3-Dichlorobenzene	ND	ug/m3	2.0	0.39	1.68		04/26/14 15:28	541-73-1	
1,4-Dichlorobenzene	ND	ug/m3	2.0	0.33	1.68		04/26/14 15:28	106-46-7	
Dichlorodifluoromethane	**2.3**	ug/m3	1.7	0.18	1.68		04/26/14 15:28	75-71-8	
1,1-Dichloroethane	ND	ug/m3	1.4	0.24	1.68		04/26/14 15:28	75-34-3	
1,2-Dichloroethane	ND	ug/m3	0.69	0.20	1.68		04/26/14 15:28	107-06-2	
1,1-Dichloroethene	ND	ug/m3	1.4	0.17	1.68		04/26/14 15:28	75-35-4	
cis-1,2-Dichloroethene	ND	ug/m3	1.4	0.33	1.68		04/26/14 15:28	156-59-2	
trans-1,2-Dichloroethene	ND	ug/m3	1.4	0.27	1.68		04/26/14 15:28	156-60-5	
1,2-Dichloropropane	ND	ug/m3	1.6	0.26	1.68		04/26/14 15:28	78-87-5	
cis-1,3-Dichloropropene	ND	ug/m3	1.5	0.23	1.68		04/26/14 15:28	10061-01-5	
trans-1,3-Dichloropropene	ND	ug/m3	1.5	0.25	1.68		04/26/14 15:28	10061-02-6	
Dichlorotetrafluoroethane	ND	ug/m3	2.4	0.42	1.68		04/26/14 15:28	76-14-2	
Ethanol	**107**	ug/m3	0.64	0.32	1.68		04/26/14 15:28	64-17-5	E
Ethyl acetate	**2.2**	ug/m3	1.2	0.21	1.68		04/26/14 15:28	141-78-6	
Ethylbenzene	**32.1**	ug/m3	1.5	0.30	1.68		04/26/14 15:28	100-41-4	
4-Ethyltoluene	**8.1**	ug/m3	1.7	0.29	1.68		04/26/14 15:28	622-96-8	
n-Heptane	**4.9**	ug/m3	1.4	0.27	1.68		04/26/14 15:28	142-82-5	
Hexachloro-1,3-butadiene	ND	ug/m3	3.7	0.69	1.68		04/26/14 15:28	87-68-3	
n-Hexane	**4.8**	ug/m3	1.2	0.17	1.68		04/26/14 15:28	110-54-3	
2-Hexanone	ND	ug/m3	1.4	0.36	1.68		04/26/14 15:28	591-78-6	
Methylene Chloride	**5.4**	ug/m3	1.2	0.59	1.68		04/26/14 15:28	75-09-2	
4-Methyl-2-pentanone (MIBK)	ND	ug/m3	1.4	0.29	1.68		04/26/14 15:28	108-10-1	
Methyl-tert-butyl ether	ND	ug/m3	1.2	0.15	1.68		04/26/14 15:28	1634-04-4	
Naphthalene	ND	ug/m3	1.8	0.90	1.68		04/26/14 15:28	91-20-3	
2-Propanol	**18.7**	ug/m3	0.84	0.16	1.68		04/26/14 15:28	67-63-0	
Propylene	**9.3**	ug/m3	0.59	0.18	1.68		04/26/14 15:28	115-07-1	
Styrene	ND	ug/m3	3.6	0.23	1.68		04/26/14 15:28	100-42-5	
1,1,2,2-Tetrachloroethane	ND	ug/m3	1.2	0.39	1.68		04/26/14 15:28	79-34-5	

REPORT OF LABORATORY ANALYSIS

This report shall not be reproduced, except in full,
without the written consent of Pace Analytical Services, Inc..

Pace Analytical Services, Inc.
1700 Elm Street - Suite 200
Minneapolis, MN 55414
(612)607-1700

ANALYTICAL RESULTS

Project: 60317420 St. Louis Park Inv.
Pace Project No.: 10263305

Sample: VP-311 **Lab ID: 10263305005** Collected: 04/14/14 11:53 Received: 04/14/14 14:53 Matrix: Air

Parameters	Results	Units	Report Limit	MDL	DF	Prepared	Analyzed	CAS No.	Qual
TO15 MSV AIR	Analytical Method: TO-15								
Tetrachloroethene	ND	ug/m3	1.2	0.32	1.68		04/26/14 15:28	127-18-4	
Tetrahydrofuran	**8.6**	ug/m3	1.0	0.23	1.68		04/26/14 15:28	109-99-9	
Toluene	**75.8**	ug/m3	1.3	0.23	1.68		04/26/14 15:28	108-88-3	
1,2,4-Trichlorobenzene	ND	ug/m3	2.5	0.61	1.68		04/26/14 15:28	120-82-1	
1,1,1-Trichloroethane	ND	ug/m3	1.9	0.23	1.68		04/26/14 15:28	71-55-6	
1,1,2-Trichloroethane	ND	ug/m3	0.92	0.41	1.68		04/26/14 15:28	79-00-5	
Trichloroethene	ND	ug/m3	0.92	0.30	1.68		04/26/14 15:28	79-01-6	
Trichlorofluoromethane	ND	ug/m3	1.9	0.23	1.68		04/26/14 15:28	75-69-4	
1,1,2-Trichlorotrifluoroethane	ND	ug/m3	2.7	0.27	1.68		04/26/14 15:28	76-13-1	
1,2,4-Trimethylbenzene	**14.4**	ug/m3	1.7	0.20	1.68		04/26/14 15:28	95-63-6	
1,3,5-Trimethylbenzene	**5.5**	ug/m3	1.7	0.35	1.68		04/26/14 15:28	108-67-8	
Vinyl acetate	ND	ug/m3	1.2	0.58	1.68		04/26/14 15:28	108-05-4	
Vinyl chloride	ND	ug/m3	0.44	0.16	1.68		04/26/14 15:28	75-01-4	
m&p-Xylene	**110**	ug/m3	3.0	0.24	1.68		04/26/14 15:28	179601-23-1	
o-Xylene	**29.4**	ug/m3	1.5	0.74	1.68		04/26/14 15:28	95-47-6	

REPORT OF LABORATORY ANALYSIS

This report shall not be reproduced, except in full,
without the written consent of Pace Analytical Services, Inc..

Pace Analytical Services, Inc.
1700 Elm Street - Suite 200
Minneapolis, MN 55414
(612)607-1700

ANALYTICAL RESULTS

Project: 60317420 St. Louis Park Inv.
Pace Project No.: 10263305

Sample: VP-311A **Lab ID: 10263305006** Collected: 04/14/14 11:55 Received: 04/14/14 14:53 Matrix: Air

Parameters	Results	Units	Report Limit	MDL	DF	Prepared	Analyzed	CAS No.	Qual
TO15 MSV AIR	Analytical Method: TO-15								
Acetone	**68.8**	ug/m3	0.81	0.40	1.68		04/26/14 16:25	67-64-1	
Benzene	**8.3**	ug/m3	0.55	0.20	1.68		04/26/14 16:25	71-43-2	
Benzyl chloride	ND	ug/m3	1.8	0.88	1.68		04/26/14 16:25	100-44-7	
Bromodichloromethane	ND	ug/m3	2.3	0.31	1.68		04/26/14 16:25	75-27-4	
Bromoform	ND	ug/m3	3.5	0.54	1.68		04/26/14 16:25	75-25-2	
Bromomethane	ND	ug/m3	1.3	0.45	1.68		04/26/14 16:25	74-83-9	
1,3-Butadiene	ND	ug/m3	0.76	0.14	1.68		04/26/14 16:25	106-99-0	
2-Butanone (MEK)	**13.7**	ug/m3	1.0	0.50	1.68		04/26/14 16:25	78-93-3	
Carbon disulfide	ND	ug/m3	1.1	0.12	1.68		04/26/14 16:25	75-15-0	
Carbon tetrachloride	ND	ug/m3	1.1	0.54	1.68		04/26/14 16:25	56-23-5	
Chlorobenzene	ND	ug/m3	1.6	0.18	1.68		04/26/14 16:25	108-90-7	
Chloroethane	ND	ug/m3	0.91	0.45	1.68		04/26/14 16:25	75-00-3	
Chloroform	**2.7**	ug/m3	1.7	0.30	1.68		04/26/14 16:25	67-66-3	
Chloromethane	ND	ug/m3	0.71	0.32	1.68		04/26/14 16:25	74-87-3	
Cyclohexane	**2.2**	ug/m3	1.2	0.21	1.68		04/26/14 16:25	110-82-7	
Dibromochloromethane	ND	ug/m3	2.9	1.5	1.68		04/26/14 16:25	124-48-1	
1,2-Dibromoethane (EDB)	ND	ug/m3	2.6	0.39	1.68		04/26/14 16:25	106-93-4	
1,2-Dichlorobenzene	ND	ug/m3	2.0	0.24	1.68		04/26/14 16:25	95-50-1	
1,3-Dichlorobenzene	ND	ug/m3	2.0	0.39	1.68		04/26/14 16:25	541-73-1	
1,4-Dichlorobenzene	ND	ug/m3	2.0	0.33	1.68		04/26/14 16:25	106-46-7	
Dichlorodifluoromethane	**2.2**	ug/m3	1.7	0.18	1.68		04/26/14 16:25	75-71-8	
1,1-Dichloroethane	ND	ug/m3	1.4	0.24	1.68		04/26/14 16:25	75-34-3	
1,2-Dichloroethane	ND	ug/m3	0.69	0.20	1.68		04/26/14 16:25	107-06-2	
1,1-Dichloroethene	ND	ug/m3	1.4	0.17	1.68		04/26/14 16:25	75-35-4	
cis-1,2-Dichloroethene	ND	ug/m3	1.4	0.33	1.68		04/26/14 16:25	156-59-2	
trans-1,2-Dichloroethene	ND	ug/m3	1.4	0.27	1.68		04/26/14 16:25	156-60-5	
1,2-Dichloropropane	ND	ug/m3	1.6	0.26	1.68		04/26/14 16:25	78-87-5	
cis-1,3-Dichloropropene	ND	ug/m3	1.5	0.23	1.68		04/26/14 16:25	10061-01-5	
trans-1,3-Dichloropropene	ND	ug/m3	1.5	0.25	1.68		04/26/14 16:25	10061-02-6	
Dichlorotetrafluoroethane	ND	ug/m3	2.4	0.42	1.68		04/26/14 16:25	76-14-2	
Ethanol	**120**	ug/m3	0.64	0.32	1.68		04/26/14 16:25	64-17-5	E
Ethyl acetate	**2.5**	ug/m3	1.2	0.21	1.68		04/26/14 16:25	141-78-6	
Ethylbenzene	**33.5**	ug/m3	1.5	0.30	1.68		04/26/14 16:25	100-41-4	
4-Ethyltoluene	**9.5**	ug/m3	1.7	0.29	1.68		04/26/14 16:25	622-96-8	
n-Heptane	**4.0**	ug/m3	1.4	0.27	1.68		04/26/14 16:25	142-82-5	
Hexachloro-1,3-butadiene	ND	ug/m3	3.7	0.69	1.68		04/26/14 16:25	87-68-3	
n-Hexane	**2.7**	ug/m3	1.2	0.17	1.68		04/26/14 16:25	110-54-3	
2-Hexanone	**1.9**	ug/m3	1.4	0.36	1.68		04/26/14 16:25	591-78-6	L1
Methylene Chloride	**2.8**	ug/m3	1.2	0.59	1.68		04/26/14 16:25	75-09-2	
4-Methyl-2-pentanone (MIBK)	ND	ug/m3	1.4	0.29	1.68		04/26/14 16:25	108-10-1	
Methyl-tert-butyl ether	ND	ug/m3	1.2	0.15	1.68		04/26/14 16:25	1634-04-4	
Naphthalene	ND	ug/m3	1.8	0.90	1.68		04/26/14 16:25	91-20-3	
2-Propanol	**14.1**	ug/m3	0.84	0.16	1.68		04/26/14 16:25	67-63-0	
Propylene	**10.8**	ug/m3	0.59	0.18	1.68		04/26/14 16:25	115-07-1	
Styrene	**3.8**	ug/m3	3.6	0.23	1.68		04/26/14 16:25	100-42-5	
1,1,2,2-Tetrachloroethane	ND	ug/m3	1.2	0.39	1.68		04/26/14 16:25	79-34-5	

REPORT OF LABORATORY ANALYSIS

This report shall not be reproduced, except in full,
without the written consent of Pace Analytical Services, Inc..

Pace Analytical Services, Inc.
1700 Elm Street - Suite 200
Minneapolis, MN 55414
(612)607-1700

ANALYTICAL RESULTS

Project: 60317420 St. Louis Park Inv.
Pace Project No.: 10263305

Sample: VP-311A **Lab ID: 10263305006** Collected: 04/14/14 11:55 Received: 04/14/14 14:53 Matrix: Air

Parameters	Results	Units	Report Limit	MDL	DF	Prepared	Analyzed	CAS No.	Qual
TO15 MSV AIR	Analytical Method: TO-15								
Tetrachloroethene	ND	ug/m3	1.2	0.32	1.68		04/26/14 16:25	127-18-4	
Tetrahydrofuran	**7.7**	ug/m3	1.0	0.23	1.68		04/26/14 16:25	109-99-9	
Toluene	**70.5**	ug/m3	1.3	0.23	1.68		04/26/14 16:25	108-88-3	
1,2,4-Trichlorobenzene	ND	ug/m3	2.5	0.61	1.68		04/26/14 16:25	120-82-1	
1,1,1-Trichloroethane	ND	ug/m3	1.9	0.23	1.68		04/26/14 16:25	71-55-6	
1,1,2-Trichloroethane	ND	ug/m3	0.92	0.41	1.68		04/26/14 16:25	79-00-5	
Trichloroethene	ND	ug/m3	0.92	0.30	1.68		04/26/14 16:25	79-01-6	
Trichlorofluoromethane	ND	ug/m3	1.9	0.23	1.68		04/26/14 16:25	75-69-4	
1,1,2-Trichlorotrifluoroethane	ND	ug/m3	2.7	0.27	1.68		04/26/14 16:25	76-13-1	
1,2,4-Trimethylbenzene	**19.1**	ug/m3	1.7	0.20	1.68		04/26/14 16:25	95-63-6	
1,3,5-Trimethylbenzene	**6.4**	ug/m3	1.7	0.35	1.68		04/26/14 16:25	108-67-8	
Vinyl acetate	ND	ug/m3	1.2	0.58	1.68		04/26/14 16:25	108-05-4	
Vinyl chloride	ND	ug/m3	0.44	0.16	1.68		04/26/14 16:25	75-01-4	
m&p-Xylene	**122**	ug/m3	3.0	0.24	1.68		04/26/14 16:25	179601-23-1	
o-Xylene	**33.2**	ug/m3	1.5	0.74	1.68		04/26/14 16:25	95-47-6	

REPORT OF LABORATORY ANALYSIS

This report shall not be reproduced, except in full,
without the written consent of Pace Analytical Services, Inc..

Pace Analytical Services, Inc.
1700 Elm Street - Suite 200
Minneapolis, MN 55414
(612)607-1700

QUALITY CONTROL DATA

Project: 60317420 St. Louis Park Inv.
Pace Project No.: 10263305

QC Batch: AIR/20071 Analysis Method: TO-15
QC Batch Method: TO-15 Analysis Description: TO15 MSV AIR Low Level
Associated Lab Samples: 10263305001, 10263305002, 10263305003, 10263305004, 10263305005, 10263305006

METHOD BLANK: 1665572 Matrix: Air
Associated Lab Samples: 10263305001, 10263305002, 10263305003, 10263305004, 10263305005, 10263305006

Parameter	Units	Blank Result	Reporting Limit	Analyzed	Qualifiers
1,1,1-Trichloroethane	ug/m3	ND	1.1	04/26/14 12:01	
1,1,2,2-Tetrachloroethane	ug/m3	ND	0.70	04/26/14 12:01	
1,1,2-Trichloroethane	ug/m3	ND	0.55	04/26/14 12:01	
1,1,2-Trichlorotrifluoroethane	ug/m3	ND	1.6	04/26/14 12:01	
1,1-Dichloroethane	ug/m3	ND	0.82	04/26/14 12:01	
1,1-Dichloroethene	ug/m3	ND	0.81	04/26/14 12:01	
1,2,4-Trichlorobenzene	ug/m3	ND	1.5	04/26/14 12:01	
1,2,4-Trimethylbenzene	ug/m3	ND	1.0	04/26/14 12:01	
1,2-Dibromoethane (EDB)	ug/m3	ND	1.6	04/26/14 12:01	
1,2-Dichlorobenzene	ug/m3	ND	1.2	04/26/14 12:01	
1,2-Dichloroethane	ug/m3	ND	0.41	04/26/14 12:01	
1,2-Dichloropropane	ug/m3	ND	0.94	04/26/14 12:01	
1,3,5-Trimethylbenzene	ug/m3	ND	1.0	04/26/14 12:01	
1,3-Butadiene	ug/m3	ND	0.45	04/26/14 12:01	
1,3-Dichlorobenzene	ug/m3	ND	1.2	04/26/14 12:01	
1,4-Dichlorobenzene	ug/m3	ND	1.2	04/26/14 12:01	
2-Butanone (MEK)	ug/m3	ND	0.60	04/26/14 12:01	
2-Hexanone	ug/m3	ND	0.83	04/26/14 12:01	
2-Propanol	ug/m3	ND	0.50	04/26/14 12:01	
4-Ethyltoluene	ug/m3	ND	1.0	04/26/14 12:01	
4-Methyl-2-pentanone (MIBK)	ug/m3	ND	0.83	04/26/14 12:01	
Acetone	ug/m3	ND	0.48	04/26/14 12:01	
Benzene	ug/m3	ND	0.32	04/26/14 12:01	
Benzyl chloride	ug/m3	ND	1.0	04/26/14 12:01	
Bromodichloromethane	ug/m3	ND	1.4	04/26/14 12:01	
Bromoform	ug/m3	ND	2.1	04/26/14 12:01	
Bromomethane	ug/m3	ND	0.79	04/26/14 12:01	
Carbon disulfide	ug/m3	ND	0.63	04/26/14 12:01	
Carbon tetrachloride	ug/m3	ND	0.64	04/26/14 12:01	
Chlorobenzene	ug/m3	ND	0.94	04/26/14 12:01	
Chloroethane	ug/m3	ND	0.54	04/26/14 12:01	
Chloroform	ug/m3	ND	0.99	04/26/14 12:01	
Chloromethane	ug/m3	ND	0.42	04/26/14 12:01	
cis-1,2-Dichloroethene	ug/m3	ND	0.81	04/26/14 12:01	
cis-1,3-Dichloropropene	ug/m3	ND	0.92	04/26/14 12:01	
Cyclohexane	ug/m3	ND	0.70	04/26/14 12:01	
Dibromochloromethane	ug/m3	ND	1.7	04/26/14 12:01	
Dichlorodifluoromethane	ug/m3	ND	1.0	04/26/14 12:01	
Dichlorotetrafluoroethane	ug/m3	ND	1.4	04/26/14 12:01	
Ethanol	ug/m3	ND	0.38	04/26/14 12:01	
Ethyl acetate	ug/m3	ND	0.73	04/26/14 12:01	
Ethylbenzene	ug/m3	ND	0.88	04/26/14 12:01	
Hexachloro-1,3-butadiene	ug/m3	ND	2.2	04/26/14 12:01	

REPORT OF LABORATORY ANALYSIS

This report shall not be reproduced, except in full,
without the written consent of Pace Analytical Services, Inc..

Pace Analytical Services, Inc.
1700 Elm Street - Suite 200
Minneapolis, MN 55414
(612)607-1700

QUALITY CONTROL DATA

Project: 60317420 St. Louis Park Inv.
Pace Project No.: 10263305

METHOD BLANK: 1665572 Matrix: Air
Associated Lab Samples: 10263305001, 10263305002, 10263305003, 10263305004, 10263305005, 10263305006

Parameter	Units	Blank Result	Reporting Limit	Analyzed	Qualifiers
m&p-Xylene	ug/m3	ND	1.8	04/26/14 12:01	
Methyl-tert-butyl ether	ug/m3	ND	0.73	04/26/14 12:01	
Methylene Chloride	ug/m3	ND	0.71	04/26/14 12:01	
n-Heptane	ug/m3	ND	0.83	04/26/14 12:01	
n-Hexane	ug/m3	ND	0.72	04/26/14 12:01	
Naphthalene	ug/m3	ND	1.1	04/26/14 12:01	
o-Xylene	ug/m3	ND	0.88	04/26/14 12:01	
Propylene	ug/m3	ND	0.35	04/26/14 12:01	
Styrene	ug/m3	ND	2.2	04/26/14 12:01	
Tetrachloroethene	ug/m3	ND	0.69	04/26/14 12:01	
Tetrahydrofuran	ug/m3	ND	0.60	04/26/14 12:01	
Toluene	ug/m3	ND	0.77	04/26/14 12:01	
trans-1,2-Dichloroethene	ug/m3	ND	0.81	04/26/14 12:01	
trans-1,3-Dichloropropene	ug/m3	ND	0.92	04/26/14 12:01	
Trichloroethene	ug/m3	ND	0.55	04/26/14 12:01	
Trichlorofluoromethane	ug/m3	ND	1.1	04/26/14 12:01	
Vinyl acetate	ug/m3	ND	0.72	04/26/14 12:01	
Vinyl chloride	ug/m3	ND	0.26	04/26/14 12:01	

LABORATORY CONTROL SAMPLE: 1665573

Parameter	Units	Spike Conc.	LCS Result	LCS % Rec	% Rec Limits	Qualifiers
1,1,1-Trichloroethane	ug/m3	55.5	52.1	94	72-128	
1,1,2,2-Tetrachloroethane	ug/m3	69.8	74.5	107	72-136	
1,1,2-Trichloroethane	ug/m3	55.5	58.8	106	72-130	
1,1,2-Trichlorotrifluoroethane	ug/m3	77.9	73.5	94	68-126	
1,1-Dichloroethane	ug/m3	41.2	37.2	90	68-128	
1,1-Dichloroethene	ug/m3	40.3	38.9	96	68-130	
1,2,4-Trichlorobenzene	ug/m3	75.5	95.2	126	30-150	
1,2,4-Trimethylbenzene	ug/m3	50	64.2	128	71-140	
1,2-Dibromoethane (EDB)	ug/m3	78.1	88.9	114	73-136	
1,2-Dichlorobenzene	ug/m3	61.2	72.2	118	63-150	
1,2-Dichloroethane	ug/m3	41.2	38.6	94	71-132	
1,2-Dichloropropane	ug/m3	47	49.6	106	72-130	
1,3,5-Trimethylbenzene	ug/m3	50	64.2	128	73-136	
1,3-Butadiene	ug/m3	22.5	24.5	109	72-130	
1,3-Dichlorobenzene	ug/m3	61.2	73.2	120	69-142	
1,4-Dichlorobenzene	ug/m3	61.2	64.7	106	65-142	
2-Butanone (MEK)	ug/m3	30	26.8	89	71-135	
2-Hexanone	ug/m3	41.7	55.7	134	75-133	L1
2-Propanol	ug/m3	25	27.2	109	68-135	
4-Ethyltoluene	ug/m3	50	65.9	132	73-134	
4-Methyl-2-pentanone (MIBK)	ug/m3	41.7	51.3	123	72-137	
Acetone	ug/m3	24.2	23.7	98	68-136	
Benzene	ug/m3	32.5	35.8	110	69-134	

REPORT OF LABORATORY ANALYSIS

This report shall not be reproduced, except in full,
without the written consent of Pace Analytical Services, Inc..

Pace Analytical Services, Inc.
1700 Elm Street - Suite 200
Minneapolis, MN 55414
(612)607-1700

QUALITY CONTROL DATA

Project: 60317420 St. Louis Park Inv.
Pace Project No.: 10263305

LABORATORY CONTROL SAMPLE: 1665573

Parameter	Units	Spike Conc.	LCS Result	LCS % Rec	% Rec Limits	Qualifiers
Benzyl chloride	ug/m3	52.5	64.6	123	71-136	
Bromodichloromethane	ug/m3	68.2	65.5	96	74-129	
Bromoform	ug/m3	105	119	113	69-138	
Bromomethane	ug/m3	39.5	38.1	96	68-127	
Carbon disulfide	ug/m3	31.7	29.2	92	68-130	
Carbon tetrachloride	ug/m3	64	58.1	91	66-134	
Chlorobenzene	ug/m3	46.8	51.0	109	72-137	
Chloroethane	ug/m3	26.8	26.6	99	69-128	
Chloroform	ug/m3	49.7	47.3	95	72-127	
Chloromethane	ug/m3	21	20.4	97	69-125	
cis-1,2-Dichloroethene	ug/m3	40.3	42.4	105	71-135	
cis-1,3-Dichloropropene	ug/m3	46.2	50.7	110	74-134	
Cyclohexane	ug/m3	35	41.6	119	72-130	
Dibromochloromethane	ug/m3	86.6	92.9	107	73-133	
Dichlorodifluoromethane	ug/m3	50.3	46.2	92	69-125	
Dichlorotetrafluoroethane	ug/m3	71.1	67.9	95	68-128	
Ethanol	ug/m3	19.2	19.9	104	70-134	
Ethyl acetate	ug/m3	36.6	39.0	106	71-134	
Ethylbenzene	ug/m3	44.2	56.5	128	73-139	
Hexachloro-1,3-butadiene	ug/m3	108	126	116	30-150	
m&p-Xylene	ug/m3	44.2	56.1	127	73-139	
Methyl-tert-butyl ether	ug/m3	36.7	35.7	97	72-132	
Methylene Chloride	ug/m3	35.3	34.2	97	64-134	
n-Heptane	ug/m3	41.7	45.9	110	70-130	
n-Hexane	ug/m3	35.8	33.1	92	69-128	
Naphthalene	ug/m3	53.3	70.4	132	61-150	CH
o-Xylene	ug/m3	44.2	54.8	124	71-138	
Propylene	ug/m3	17.5	22.1	126	69-133	
Styrene	ug/m3	43.3	45.8	106	74-136	
Tetrachloroethene	ug/m3	69	75.6	110	69-136	
Tetrahydrofuran	ug/m3	30	36.4	121	73-131	
Toluene	ug/m3	38.3	42.7	112	67-133	
trans-1,2-Dichloroethene	ug/m3	40.3	38.3	95	70-131	
trans-1,3-Dichloropropene	ug/m3	46.2	47.0	102	72-135	
Trichloroethene	ug/m3	54.6	57.4	105	70-135	
Trichlorofluoromethane	ug/m3	57.1	48.6	85	67-125	
Vinyl acetate	ug/m3	35.8	35.0	98	72-133	
Vinyl chloride	ug/m3	26	26.9	103	69-132	

SAMPLE DUPLICATE: 1665574

Parameter	Units	10264427001 Result	Dup Result	RPD	Max RPD	Qualifiers
1,1,1-Trichloroethane	ug/m3	ND	ND		25	
1,1,2,2-Tetrachloroethane	ug/m3	ND	ND		25	
1,1,2-Trichloroethane	ug/m3	ND	ND		25	
1,1,2-Trichlorotrifluoroethane	ug/m3	ND	ND		25	
1,1-Dichloroethane	ug/m3	ND	ND		25	

REPORT OF LABORATORY ANALYSIS

This report shall not be reproduced, except in full,
without the written consent of Pace Analytical Services, Inc..

Pace Analytical Services, Inc.
1700 Elm Street - Suite 200
Minneapolis, MN 55414
(612)607-1700

QUALITY CONTROL DATA

Project: 60317420 St. Louis Park Inv.
Pace Project No.: 10263305

SAMPLE DUPLICATE: 1665574

Parameter	Units	10264427001 Result	Dup Result	RPD	Max RPD	Qualifiers
1,1-Dichloroethene	ug/m3	ND	ND		25	
1,2,4-Trichlorobenzene	ug/m3	ND	ND		25	
1,2,4-Trimethylbenzene	ug/m3	ND	ND		25	
1,2-Dibromoethane (EDB)	ug/m3	ND	ND		25	
1,2-Dichlorobenzene	ug/m3	ND	ND		25	
1,2-Dichloroethane	ug/m3	ND	ND		25	
1,2-Dichloropropane	ug/m3	ND	ND		25	
1,3,5-Trimethylbenzene	ug/m3	ND	ND		25	
1,3-Butadiene	ug/m3	ND	ND		25	
1,3-Dichlorobenzene	ug/m3	ND	ND		25	
1,4-Dichlorobenzene	ug/m3	ND	ND		25	
2-Butanone (MEK)	ug/m3	0.93	0.79	16	25	
2-Hexanone	ug/m3	ND	ND		25	
2-Propanol	ug/m3	0.53	.46J		25	
4-Ethyltoluene	ug/m3	ND	ND		25	
4-Methyl-2-pentanone (MIBK)	ug/m3	ND	ND		25	
Acetone	ug/m3	4.8	4.5	5	25	
Benzene	ug/m3	0.59	0.49	18	25	
Benzyl chloride	ug/m3	ND	ND		25	
Bromodichloromethane	ug/m3	ND	ND		25	
Bromoform	ug/m3	ND	ND		25	
Bromomethane	ug/m3	ND	ND		25	
Carbon disulfide	ug/m3	ND	ND		25	
Carbon tetrachloride	ug/m3	ND	ND		25	
Chlorobenzene	ug/m3	ND	ND		25	
Chloroethane	ug/m3	ND	ND		25	
Chloroform	ug/m3	ND	ND		25	
Chloromethane	ug/m3	0.71	0.70	2	25	
cis-1,2-Dichloroethene	ug/m3	ND	ND		25	
cis-1,3-Dichloropropene	ug/m3	ND	ND		25	
Cyclohexane	ug/m3	ND	ND		25	
Dibromochloromethane	ug/m3	ND	ND		25	
Dichlorodifluoromethane	ug/m3	2.3	2.3	2	25	
Dichlorotetrafluoroethane	ug/m3	ND	ND		25	
Ethanol	ug/m3	4.3	4.4	3	25	
Ethyl acetate	ug/m3	ND	ND		25	
Ethylbenzene	ug/m3	ND	ND		25	
Hexachloro-1,3-butadiene	ug/m3	ND	ND		25	
m&p-Xylene	ug/m3	1.1J	1J		25	
Methyl-tert-butyl ether	ug/m3	ND	ND		25	
Methylene Chloride	ug/m3	0.99	0.74	30	25	R1
n-Heptane	ug/m3	ND	ND		25	
n-Hexane	ug/m3	0.68J	.59J		25	
Naphthalene	ug/m3	ND	ND		25	
o-Xylene	ug/m3	ND	ND		25	
Propylene	ug/m3	ND	ND		25	
Styrene	ug/m3	ND	ND		25	
Tetrachloroethene	ug/m3	ND	ND		25	

REPORT OF LABORATORY ANALYSIS

This report shall not be reproduced, except in full,
without the written consent of Pace Analytical Services, Inc..

Pace Analytical Services, Inc.
1700 Elm Street - Suite 200
Minneapolis, MN 55414
(612)607-1700

QUALITY CONTROL DATA

Project: 60317420 St. Louis Park Inv.
Pace Project No.: 10263305

SAMPLE DUPLICATE: 1665574

Parameter	Units	10264427001 Result	Dup Result	RPD	Max RPD	Qualifiers
Tetrahydrofuran	ug/m3	ND	ND		25	
Toluene	ug/m3	1.7	1.6	5	25	
trans-1,2-Dichloroethene	ug/m3	ND	ND		25	
trans-1,3-Dichloropropene	ug/m3	ND	ND		25	
Trichloroethene	ug/m3	ND	ND		25	
Trichlorofluoromethane	ug/m3	1.2	1.2	1	25	
Vinyl acetate	ug/m3	ND	ND		25	
Vinyl chloride	ug/m3	ND	ND		25	

This report shall not be reproduced, except in full,
without the written consent of Pace Analytical Services, Inc..

Pace Analytical Services, Inc.
1700 Elm Street - Suite 200
Minneapolis, MN 55414
(612)607-1700

QUALIFIERS

Project: 60317420 St. Louis Park Inv.
Pace Project No.: 10263305

DEFINITIONS

DF - Dilution Factor, if reported, represents the factor applied to the reported data due to changes in sample preparation, dilution of the sample aliquot, or moisture content.

ND - Not Detected at or above adjusted reporting limit.

J - Estimated concentration above the adjusted method detection limit and below the adjusted reporting limit.

MDL - Adjusted Method Detection Limit.

PRL - Pace Reporting Limit.

RL - Reporting Limit.

S - Surrogate

1,2-Diphenylhydrazine (8270 listed analyte) decomposes to Azobenzene.

Consistent with EPA guidelines, unrounded data are displayed and have been used to calculate % recovery and RPD values.

LCS(D) - Laboratory Control Sample (Duplicate)

MS(D) - Matrix Spike (Duplicate)

DUP - Sample Duplicate

RPD - Relative Percent Difference

NC - Not Calculable.

SG - Silica Gel - Clean-Up

U - Indicates the compound was analyzed for, but not detected.

N-Nitrosodiphenylamine decomposes and cannot be separated from Diphenylamine using Method 8270. The result reported for each analyte is a combined concentration.

Pace Analytical is TNI accredited. Contact your Pace PM for the current list of accredited analytes.

TNI - The NELAC Institute.

SAMPLE QUALIFIERS

Sample: 10263305001
[1] The Total Hydrocarbon (THC) pattern is evenly distributed throughout the chromatogram (before and after toluene).

Sample: 10263305002
[1] The Total Hydrocarbon (THC) pattern is evenly distributed throughout the chromatogram (before and after toluene).

Sample: 10263305003
[1] The Total Hydrocarbon (THC) pattern is evenly distributed throughout the chromatogram (before and after toluene).

Sample: 10263305004
[1] The Total Hydrocarbon (THC) pattern occured in the first half of the chromatogram (before toluene).

Sample: 10263305005
[1] The Total Hydrocarbon (THC) pattern is evenly distributed throughout the chromatogram (before and after toluene).

Sample: 10263305006
[1] The Total Hydrocarbon (THC) pattern is evenly distributed throughout the chromatogram (before and after toluene).

ANALYTE QUALIFIERS

A3	The sample was analyzed by serial dilution.
CH	The continuing calibration for this compound is outside of Pace Analytical acceptance limits. The results may be biased high.
E	Analyte concentration exceeded the calibration range. The reported result is estimated.
L1	Analyte recovery in the laboratory control sample (LCS) was above QC limits. Results may be biased high.
R1	RPD value was outside control limits.

This report shall not be reproduced, except in full,
without the written consent of Pace Analytical Services, Inc..

Pace Analytical Services, Inc.
1700 Elm Street - Suite 200
Minneapolis, MN 55414
(612)607-1700

QUALITY CONTROL DATA CROSS REFERENCE TABLE

Project: 60317420 St. Louis Park Inv.
Pace Project No.: 10263305

Lab ID	Sample ID	QC Batch Method	QC Batch	Analytical Method	Analytical Batch
10263305001	**VP-307**	TO-15	AIR/20071		
10263305002	**VP-308**	TO-15	AIR/20071		
10263305003	**VP-309**	TO-15	AIR/20071		
10263305004	**VP-310**	TO-15	AIR/20071		
10263305005	**VP-311**	TO-15	AIR/20071		
10263305006	**VP-311A**	TO-15	AIR/20071		

This report shall not be reproduced, except in full,
without the written consent of Pace Analytical Services, Inc..

10263305

Pace Analytical®
www.pacelabs.com

AIR: CHAIN-OF-CUSTODY / Analytical Request Document

The Chain-of-Custody is a LEGAL DOCUMENT. All relevant fields must be completed accurately.

14952

Page: 1 of 1

Section A Required Client Information:

Company: AECOM
Address: 800 LaSalle Ave Suite 500
Minneapolis, MN 55402
Email To: tony.cargell@aecom.com
Phone: 612-376-2000 Fax:
Requested Due Date/TAT: STD

Section B Required Project Information:

Report To: Tony Cargell
Copy To:
Purchase Order No.:
Project Name: St. Louis Park Inv.
Project Number: 60317420

Section C Invoice Information:

Attention: Same
Company Name:
Address:
Pace Quote Reference:
Pace Project Manager/Sales Rep. Carol Davy
Pace Profile #:

Program: UST | Superfund | Emissions | Clean Air Act | Voluntary Clean Up | Dry Clean | RCRA | Other

Location of Sampling by State: MN

Reporting Units: ug/m³ ___ mg/m³ ___ PPBV ___ PPMV ___ Other ___

Report Level II.___ III.___ IV.___ Other ___

Section D Required Client Information

AIR SAMPLE ID
Sample IDs MUST BE UNIQUE

Valid Media Codes

MEDIA	CODE
Tedlar Bag	TB
1 Liter Summa Can	1LC
6 Liter Summa Can	6LC
Low Volume Puff	LVP
High Volume Puff	HVP
Other	PM10

ITEM #	AIR SAMPLE ID	MEDIA CODE	PID Reading (Client only)	COLLECTED COMPOSITE START END/GRAB DATE	COLLECTED COMPOSITE START END/GRAB TIME	COLLECTED COMPOSITE - DATE	COLLECTED COMPOSITE - TIME	Canister Pressure (Initial Field - psig)	Canister Pressure (Final Field - psig)	Summa Can Number	Flow Control Number	Method: PM10	3C: Fixed Gas (%)	TO-3	TO-3MI (Methane)	TO-4 (PCBs)	TO-13 (PAH)	TO-14	TO-15	TO15 Short List*	Pace Lab ID
1	VP-307			4-14-14	0938			-25	0	2210								X			001
2	VP-308				0953			-24	0	2583											002
3	VP-309				1005			-25	0	1136											003
4	VP-310				1015			-26	0	1025											004
5	VP-311				1153			-26	0	2494											005
6	VP-311A				1155			-29	0	2462											006
7																					
8																					
9																					
10																					
11																					
12																					

Comments :

RELINQUISHED BY / AFFILIATION	DATE	TIME	ACCEPTED BY / AFFILIATION	DATE	TIME
Ben Klaus/AECOM	4-14-14	14:53	(and) Pace	4/14/14	1453

SAMPLE CONDITIONS

AMB	(Y/N)	(Y/N)	(Y/N)	(Y/N)
	Y/N	Y/N	Y/N	Y/N
	Y/N	Y/N	Y/N	Y/N
	Y/N	Y/N	Y/N	Y/N
	Temp in °C	Received on Ice	Custody Sealed Cooler	Samples Intact

SAMPLER NAME AND SIGNATURE

PRINT Name of SAMPLER: Ben Klaus

SIGNATURE of SAMPLER: DATE Signed (MM / DD / YY): 4-14-14

ORIGINAL

Pace Analytical®	Document Name: Air Sample Condition Upon Receipt	Document Revised: 26Dec2013 Page 1 of 1
	Document No.: F-MN-A-106-rev.09	Issuing Authority: Pace Minnesota Quality Office

Air Sample Condition Upon Receipt

Client Name: Aecom

Project #: WO# : 10263305

10263305

Courier: ☐ Fed Ex ☐ UPS ☐ USPS ☒ Client ☐ Commercial ☐ Pace ☐ Other: _____

Tracking Number: ^

Custody Seal on Cooler/Box Present? ☐ Yes ☒ No **Seals Intact?** ☐ Yes ☒ No

Optional: Proj. Due Date: Proj. Name:

Packing Material: ☒ Bubble Wrap ☐ Bubble Bags ☐ Foam ☐ None ☐ Other: _____ **Temp Blank rec:** ☐ Yes ☒ No

Temp. (TO17 and TO13 samples only) (°C): _____ **Corrected Temp (°C):** _____ **Thermom. Used:** ☐ B88A912167504 ☐ B88A9132521491 ☐ 72337080 ☐ 80512447

Temp should be above freezing to 6°C **Correction Factor:** _____ **Date & Initials of Person Examining Contents:** 4/14/14

Type of ice Received ☐ Blue ☐ Wet ☒ None

				Comments:
Chain of Custody Present?	☒ Yes	☐ No	☐ N/A	1.
Chain of Custody Filled Out?	☒ Yes	☐ No	☐ N/A	2.
Chain of Custody Relinquished?	☒ Yes	☐ No	☐ N/A	3.
Sampler Name and/or Signature on COC?	☒ Yes	☐ No	☐ N/A	4.
Samples Arrived within Hold Time?	☒ Yes	☐ No	☐ N/A	5.
Short Hold Time Analysis (<72 hr)?	☐ Yes	☒ No	☐ N/A	6.
Rush Turn Around Time Requested?	☐ Yes	☒ No	☐ N/A	7.
Sufficient Volume?	☒ Yes	☐ No	☐ N/A	8.
Correct Containers Used?	☒ Yes	☐ No	☐ N/A	9.
-Pace Containers Used?	☒ Yes	☐ No	☐ N/A	
Containers Intact?	☒ Yes	☐ No	☐ N/A	10.
Media: Air Can				11.
Sample Labels Match COC?	☒ Yes	☐ No	☐ N/A	12.

Samples Received:

Canisters		Flow Controllers		Stand Alone G	
Sample Number	Can ID	Sample Number	Can ID	Sample Number	Can ID
VP - 307	2210				
VP - 308	2523				
VP - 309	1136				
VP - 310	1022				
VP - 311	2494				
VP - 311A	2462				

CLIENT NOTIFICATION/RESOLUTION **Field Data Required?** ☐ Yes ☐ No

Person Contacted: _____ Date/Time: _____

Comments/Resolution: _____

Project Manager Review: ORD **Date:** 4-14-14

Note: Whenever there is a discrepancy affecting North Carolina compliance samples, a copy of this form will be sent to the North Carolina DEHNR Certification Office (i.e out of hold, incorrect preservative, out of temp, incorrect containers)

Data File: \\192.168.10.12\chem\10airD.i\042614.b\11613.d
Report Date: 27-Apr-2014 16:19

Pace Analytical Services, Inc.

TENTATIVELY IDENTIFIED COMPOUNDS

Client Name:
Lab Smp Id: 10263305001
Operator : AH2
Sample Location:
Sample Matrix: AIR
Analysis Type: VOA
Inj Date: 26-APR-2014 15:56

Client SDG: 042614.b

Sample Date:
Sample Point:
Date Received:
Level: LOW

Number TICs found: 10

CONCENTRATION UNITS:
(ug/L or ug/KG) ppbv

	CAS NUMBER	COMPOUND NAME	RT	EST. CONC.	Q
1.		Unknown	2.990	365	J
2.		Unknown	3.285	19.8	J
3.		Unknown	3.351	14.2	J
4.		Unknown	4.679	13.6	J
5.	96-14-0	Pentane, 3-methyl-	4.873	5.26	NJ
6.	560-21-4	Pentane, 2,3,3-trimethyl-	8.008	3.29	NJ
7.	79-92-5	Camphene	12.559	2.02	NJ
8.		Unknown	14.019	5.42	J
9.		Unknown	14.245	8.62	J
10.		Unknown	15.662	8.65	J

Data File: \\192.168.10.12\chem\10airD.i\042614.b\11613.d
Report Date: 27-Apr-2014 16:19

Pace Analytical Services, Inc.

TO15 Analysis (UNIX)

Data file : \\192.168.10.12\chem\10airD.i\042614.b\11613.d
Lab Smp Id: 10263305001
Inj Date : 26-APR-2014 15:56
Operator : AH2 Inst ID: 10airD.i
Smp Info :
Misc Info : 20071
Comment : Volatile Organic COMPOUNDS in Air
Method : \\192.168.10.12\chem\10airD.i\042614.b\TO15_114-14.m
Meth Date : 26-Apr-2014 16:06 ahamilton Quant Type: ISTD
Cal Date : 24-APR-2014 11:10 Cal File: 11407.d
Als bottle: 13
Dil Factor: 1.68000
Integrator: HP RTE Compound Sublist: all.sub
Target Version: 4.14

Concentration Formula: Amt * DF * Uf * CpndVariable

Name	Value	Description
DF	1.680	Dilution Factor
Uf	1.000	ng unit correction factor
Cpnd Variable		Local Compound Variable

	COMPOUND	RT	AREA	AMOUNT
2	Propylene	3.131	7056883	37.806
23	Carbon Disulfide	4.466	196666	1.310
$ 28	Hexane-d14(S)	4.958	1949953	10.240
$ 54	Toluene-d8 (S)	8.204	1403636	10.156
71	4-Ethyltoluene	12.723	218117	0.802
$ 77	1,4-dichlorobenzene-d4	13.874	774407	9.434

	CONCENTRATIONS				QUANT		
RT	AREA	ON-COL(ppbv)	FINAL(ppbv)	QUAL	LIBRARY	LIB ENTRY	CPND #
Unknown				CAS #:			
2.990	40532473	217.146018	365	0		0	2
Unknown				CAS #:			
3.285	2202176	11.7977914	19.8	0		0	2
Unknown				CAS #:			
3.351	1578985	8.45915080	14.2	0		0	2

Data File: \\192.168.10.12\chem\10airD.i\042614.b\11613.d
Report Date: 27-Apr-2014 16:19

		CONCENTRATIONS			QUANT		
RT	AREA	ON-COL(ppbv)	FINAL(ppbv)	QUAL	LIBRARY	LIB ENTRY	CPND #
Unknown				CAS #:			
4.679	1214043	8.08378879	13.6	0		0	23
Pentane, 3-methyl-				CAS #: 96-14-0			
4.873	596758	3.13396990	5.26	80	NIST05.L	1794	28
Pentane, 2,3,3-trimethyl-				CAS #: 560-21-4			
8.008	270841	1.95967812	3.29	83	NIST05.L	7454	54
Camphene				CAS #: 79-92-5			
12.559	327631	1.20434905	2.02	96	NIST05.L	15152	71
Unknown				CAS #:			
14.019	265087	3.22921738	5.42	0		0	77
Unknown				CAS #:			
14.245	421346	5.13272174	8.62	0		0	77
Unknown				CAS #:			
15.662	422576	5.14770612	8.65	0		0	77

Data File: \\192.168.10.12\chem\10airD.i\042614.b\11613.d
Injection Date: 26-APR-2014 15:56
Instrument: 10airD.i
Client Sample ID:
HP ChemStation MS 11613.d: 2.190 to 19.318 Min
Y (x10^6)
Min
UNKNOWN
Propylene
UNKNOWN
UNKNOWN
Ethanol
Isopentane
Trichlorofluoromethane
Methylene chloride
Carbon Disulfide
UNKNOWN
Pentane, 3-methyl-
Hexane-d14(S)
n-Hexane
Ethyl Acetate
Benzene
1,4-Difluorobenzene
2,2,4-Trimethylpentane
Heptane
Methylcyclohexane
Pentane, 2,3,3-trimethyl-
Toluene-d8 (S)
Toluene
Methyl Butyl Ketone
Chlorobenzene - d5
Ethyl Benzene
m&p-Xylene
o-Xylene
Styrene
11.874
Camphene
4-Ethyltoluene
1,3,5-Trimethylbenzene
1,2,4-Trimethylbenzene
1,4-dichlorobenzene-d4 (S)
UNKNOWN
UNKNOWN

Data File: \\192.168.10.12\chem\10airD.i\042614.b\11617.d
Report Date: 27-Apr-2014 16:19

Pace Analytical Services, Inc.

TENTATIVELY IDENTIFIED COMPOUNDS

Client Name:
Lab Smp Id: 10263305002
Operator : AH2
Sample Location:
Sample Matrix: AIR
Analysis Type: VOA
Inj Date: 26-APR-2014 17:52

Client SDG: 042614.b

Sample Date:
Sample Point:
Date Received:
Level: LOW

Number TICs found: 10

CONCENTRATION UNITS:
(ug/L or ug/KG) ppbv

	CAS NUMBER	COMPOUND NAME	RT	EST. CONC.	Q
1.	107-83-5	Pentane, 2-methyl-	4.676	1.40	NJ
2.	96-14-0	Pentane, 3-methyl-	4.869	1.47	NJ
3.		Unknown	6.319	0.00690	J
4.	1071-81-4	Hexane, 2,2,5,5-tetramethyl	6.584	0.0108	NJ
5.	589-34-4	Hexane, 3-methyl-	6.752	0.113	NJ
6.	541-05-9	Cyclotrisiloxane, hexamethy	9.129	1.16	NJ
7.		Unknown	15.176	1.58	J
8.		Unknown	15.278	1.24	J
9.		Unknown	15.429	1.52	J
10.		Unknown	15.950	2.03	J

Data File: \\192.168.10.12\chem\10airD.i\042614.b\11617.d
Report Date: 27-Apr-2014 16:19

Pace Analytical Services, Inc.

TO15 Analysis (UNIX)

Data file : \\192.168.10.12\chem\10airD.i\042614.b\11617.d
Lab Smp Id: 10263305002
Inj Date : 26-APR-2014 17:52
Operator : AH2 Inst ID: 10airD.i
Smp Info :
Misc Info : 20071
Comment : Volatile Organic COMPOUNDS in Air
Method : \\192.168.10.12\chem\10airD.i\042614.b\TO15_114-14.m
Meth Date : 26-Apr-2014 16:06 ahamilton Quant Type: ISTD
Cal Date : 24-APR-2014 11:10 Cal File: 11407.d
Als bottle: 17
Dil Factor: 1.68000
Integrator: HP RTE Compound Sublist: all.sub
Target Version: 4.14

Concentration Formula: Amt * DF * Uf * CpndVariable

Name	Value	Description
DF	1.680	Dilution Factor
Uf	1.000	ng unit correction factor
Cpnd Variable		Local Compound Variable

	COMPOUND	RT	AREA	AMOUNT
	23 Carbon Disulfide	4.463	24210	0.141
$	28 Hexane-d14(S)	4.954	1823699	9.130
	42 Tert Amyl Methyl Ether	6.407	1776121	0.160
	55 Toluene	8.293	285440	1.404
$	77 1,4-dichlorobenzene-d4	13.874	578622	8.971

		CONCENTRATIONS			QUANT		
RT	AREA	ON-COL(ppbv)	FINAL(ppbv)	QUAL	LIBRARY	LIB ENTRY	CPND #
Pentane, 2-methyl-				CAS #: 107-83-5			
4.676	143419	0.83662999	1.40	86	NIST05.L	1793	23
Pentane, 3-methyl-				CAS #: 96-14-0			
4.869	175230	0.87728664	1.47	86	NIST05.L	1796	28
Unknown				CAS #:			
6.319	45728	0.00410994	0.00690	0		0	42

Data File: \\192.168.10.12\chem\10airD.i\042614.b\11617.d
Report Date: 27-Apr-2014 16:19

		CONCENTRATIONS			QUANT		
RT	AREA	ON-COL(ppbv)	FINAL(ppbv)	QUAL	LIBRARY	LIB ENTRY	CPND #
6.584	71203	0.00639964	0.0108	72	Hexane, 2,2,5,5-tetramethyl- CAS #: 1071-81-4 NIST05.L	18556	42
6.752	52701	0.06703361	0.113	72	Hexane, 3-methyl- CAS #: 589-34-4 NIST05.L	3888	47
9.129	140308	0.68997499	1.16	90	Cyclotrisiloxane, hexamethyl- CAS #: 541-05-9 NIST05.L	73123	55
15.176	60500	0.93801189	1.58	0	Unknown CAS #:	0	77
15.278	47441	0.73553870	1.24	0	Unknown CAS #:	0	77
15.429	58281	0.90360640	1.52	0	Unknown CAS #:	0	77
15.950	77977	1.20898792	2.03	0	Unknown CAS #:	0	77

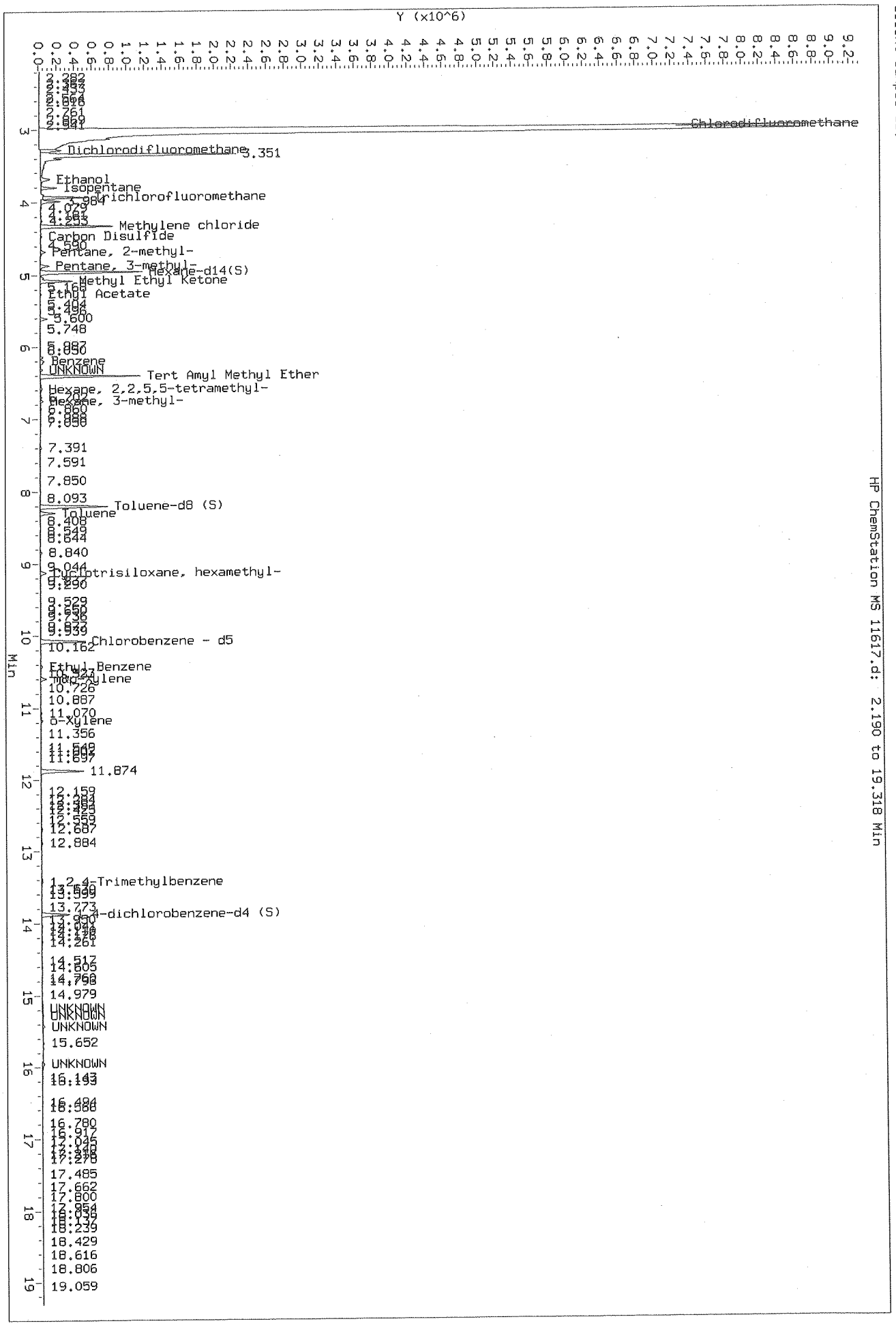
Data File: \\192.168.10.12\chem\10airD.i\042614.b\11617.d
Injection Date: 26-APR-2014 17:52
Instrument: 10airD.i
Client Sample ID:
HP ChemStation MS 11617.d: 2.190 to 19.318 Min
Y (x10^6)
Min
Chlorodifluoromethane
Dichlorodifluoromethane
3.351
Ethanol
Isopentane
Trichlorofluoromethane
Methylene chloride
Carbon Disulfide
Pentane, 2-methyl-
Pentane, 3-methyl-
Hexane-d14(S)
Methyl Ethyl Ketone
Ethyl Acetate
Benzene
UNKNOWN
Tert Amyl Methyl Ether
Hexane, 2,2,5,5-tetramethyl-
Hexane, 3-methyl-
Toluene-d8 (S)
Toluene
Cyclotrisiloxane, hexamethyl-
Chlorobenzene - d5
Ethyl Benzene
m&p-Xylene
o-Xylene
11.874
1,2,4-Trimethylbenzene
1,4-dichlorobenzene-d4 (S)
UNKNOWN
UNKNOWN
UNKNOWN
UNKNOWN

Data File: \\192.168.10.12\chem\10airD.i\042614.b\11616.d
Report Date: 27-Apr-2014 16:20

Pace Analytical Services, Inc.

TENTATIVELY IDENTIFIED COMPOUNDS

Client Name:
Lab Smp Id: 10263305003
Operator : AH2
Sample Location:
Sample Matrix: AIR
Analysis Type: VOA
Inj Date: 26-APR-2014 17:21

Client SDG: 042614.b

Sample Date:
Sample Point:
Date Received:
Level: LOW

Number TICs found: 10

CONCENTRATION UNITS:
(ug/L or ug/KG) ppbv

	CAS NUMBER	COMPOUND NAME	RT	EST. CONC.	Q
1.		Unknown	2.994	212	J
2.		Unknown	3.043	502	J
3.	463-49-0	Allene	3.200	33.0	NJ
4.		Unknown	3.289	62.9	J
5.		Unknown	4.876	8.21	J
6.	589-34-4	Hexane, 3-methyl-	6.319	3.63	NJ
7.	590-73-8	Hexane, 2,2-dimethyl-	6.584	8.49	NJ
8.	541-05-9	Cyclotrisiloxane, hexamethy	9.123	6.76	NJ
9.		Unknown	14.248	10.6	J
10.		Unknown	15.658	11.1	J

Data File: \\192.168.10.12\chem\10airD.i\042614.b\11616.d
Report Date: 27-Apr-2014 16:20

Pace Analytical Services, Inc.

TO15 Analysis (UNIX)

Data file : \\192.168.10.12\chem\10airD.i\042614.b\11616.d
Lab Smp Id: 10263305003
Inj Date : 26-APR-2014 17:21
Operator : AH2 Inst ID: 10airD.i
Smp Info :
Misc Info : 20071
Comment : Volatile Organic COMPOUNDS in Air
Method : \\192.168.10.12\chem\10airD.i\042614.b\TO15_114-14.m
Meth Date : 26-Apr-2014 16:06 ahamilton Quant Type: ISTD
Cal Date : 24-APR-2014 11:10 Cal File: 11407.d
Als bottle: 16
Dil Factor: 1.68000
Integrator: HP RTE Compound Sublist: all.sub
Target Version: 4.14

Concentration Formula: Amt * DF * Uf * CpndVariable

Name	Value	Description
DF	1.680	Dilution Factor
Uf	1.000	ng unit correction factor
Cpnd Variable		Local Compound Variable

	COMPOUND	RT	AREA	AMOUNT
2	Propylene	3.131	7776717	79.247
$ 28	Hexane-d14(S)	4.961	1821733	10.337
* 43	1,4-Difluorobenzene	6.404	1490168	10.000
45	Heptane	6.755	339385	2.715
60	Tetrachloroethene	9.300	62840	0.298
$ 77	1,4-dichlorobenzene-d4	13.878	818436	9.130

	CONCENTRATIONS				QUANT		
RT	AREA	ON-COL(ppbv)	FINAL(ppbv)	QUAL	LIBRARY	LIB ENTRY	CPND #
Unknown				CAS #:			
2.994	12398118	126.340314	212	0		0	2
Unknown				CAS #:			
3.043	29328825	298.869000	502	0		0	2
Allene				CAS #: 463-49-0			
3.200	1929866	19.6658782	33.0	90	NIST05.L	48	2

Data File: \\192.168.10.12\chem\10airD.i\042614.b\11616.d
Report Date: 27-Apr-2014 16:20

		CONCENTRATIONS			QUANT		
RT	AREA	ON-COL(ppbv)	FINAL(ppbv)	QUAL	LIBRARY	LIB ENTRY	CPND #
Unknown				CAS #:			
3.289	3675612	37.4555181	62.9	0		0	2
Unknown				CAS #:			
4.876	861766	4.88986086	8.21	0		0	28
Hexane, 3-methyl-				CAS #:	589-34-4		
6.319	321956	2.16053168	3.63	91	NIST05.L	3891	43
Hexane, 2,2-dimethyl-				CAS #:	590-73-8		
6.584	632047	5.05620768	8.49	72	NIST05.L	7451	45
Cyclotrisiloxane, hexamethyl-				CAS #:	541-05-9		
9.123	849196	4.02636886	6.76	91	NIST05.L	73123	60
Unknown				CAS #:			
14.248	563462	6.28595659	10.6	0		0	77
Unknown				CAS #:			
15.658	592480	6.60968412	11.1	0		0	77

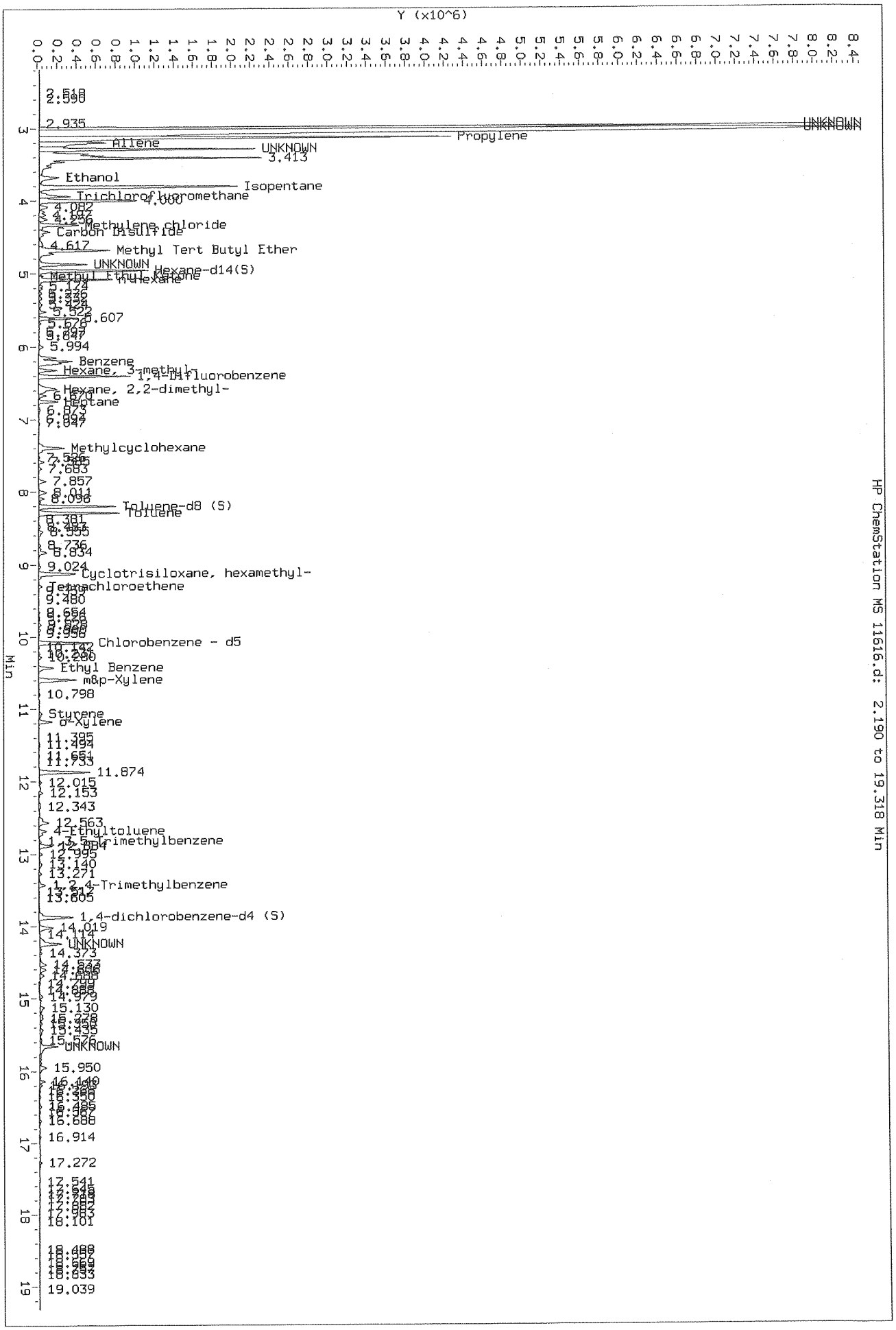

Data File: \\192.168.10.12\chem\10airD.i\042614.b\11616.d
Injection Date: 26-APR-2014 17:21
Instrument: 10airD.i
Client Sample ID:

HP ChemStation MS 11616.d: 2.190 to 19.318 Min

Data File: \\192.168.10.12\chem\10airD.i\042614.b\11615.d
Report Date: 27-Apr-2014 16:20

Pace Analytical Services, Inc.

TENTATIVELY IDENTIFIED COMPOUNDS

Client Name:
Lab Smp Id: 10263305004
Operator : AH2
Sample Location:
Sample Matrix: AIR
Analysis Type: VOA
Inj Date: 26-APR-2014 16:53

Client SDG: 042614.b

Sample Date:
Sample Point:
Date Received:
Level: LOW

Number TICs found: 10

CONCENTRATION UNITS:
(ug/L or ug/KG) ppbv

	CAS NUMBER	COMPOUND NAME	RT	EST. CONC.	Q
1.		Unknown	3.003	808	J
2.	74-99-7	Propyne	3.207	17.1	NJ
3.		Unknown	3.292	60.8	J
4.		Unknown	3.348	41.0	J
5.		Unknown	4.679	21.5	J
6.	96-14-0	Pentane, 3-methyl-	4.873	7.21	NJ
7.	589-34-4	Hexane, 3-methyl-	6.319	3.16	NJ
8.	594-82-1	Butane, 2,2,3,3-tetramethyl	6.581	6.87	NJ
9.		Unknown	8.844	2.82	J
10.		Unknown	15.655	12.8	J

Data File: \\192.168.10.12\chem\10airD.i\042614.b\11615.d
Report Date: 27-Apr-2014 16:20

Pace Analytical Services, Inc.

TO15 Analysis (UNIX)

Data file : \\192.168.10.12\chem\10airD.i\042614.b\11615.d
Lab Smp Id: 10263305004
Inj Date : 26-APR-2014 16:53
Operator : AH2 Inst ID: 10airD.i
Smp Info :
Misc Info : 20071
Comment : Volatile Organic COMPOUNDS in Air
Method : \\192.168.10.12\chem\10airD.i\042614.b\TO15_114-14.m
Meth Date : 26-Apr-2014 16:06 ahamilton Quant Type: ISTD
Cal Date : 24-APR-2014 11:10 Cal File: 11407.d
Als bottle: 15
Dil Factor: 1.68000
Integrator: HP RTE Compound Sublist: all.sub
Target Version: 4.14

Concentration Formula: Amt * DF * Uf * CpndVariable

Name	Value	Description
DF	1.680	Dilution Factor
Uf	1.000	ng unit correction factor
Cpnd Variable		Local Compound Variable

	COMPOUND	RT	AREA	AMOUNT
2	Propylene	3.138	5349346	72.111
23	Carbon Disulfide	4.469	193780	1.655
$ 28	Hexane-d14(S)	4.958	1906680	10.609
* 43	1,4-Difluorobenzene	6.407	1525536	10.000
45	Heptane	6.752	358339	2.549
55	Toluene	8.326	52450389	290.682
81	1,2,3-Trimethylbenzene	14.120	4604	0.108

		CONCENTRATIONS			QUANT		
RT	AREA	ON-COL(ppbv)	FINAL(ppbv)	QUAL	LIBRARY	LIB ENTRY	CPND #
Unknown				CAS #:			
3.003	35666716	480.800859	808	0		0	2
Propyne				CAS #: 74-99-7			
3.207	757235	10.2078157	17.1	83	NIST05.L	49	2

Data File: \\192.168.10.12\chem\10airD.i\042614.b\11615.d
Report Date: 27-Apr-2014 16:20

RT	AREA	CONCENTRATIONS ON-COL(ppbv)	CONCENTRATIONS FINAL(ppbv)	QUAL	QUANT LIBRARY	QUANT LIB ENTRY	QUANT CPND #
Unknown				CAS #:			
3.292	2682514	36.1613023	60.8	0		0	2
Unknown				CAS #:			
3.348	1810380	24.4046136	41.0	0		0	2
Unknown				CAS #:			
4.679	1495860	12.7761671	21.5	0		0	23
Pentane, 3-methyl-				CAS #: 96-14-0			
4.873	771041	4.29033823	7.21	91	NIST05.L	1796	28
Hexane, 3-methyl-				CAS #: 589-34-4			
6.319	286546	1.87832789	3.16	91	NIST05.L	3891	43
Butane, 2,2,3,3-tetramethyl-				CAS #: 594-82-1			
6.581	574866	4.08968170	6.87	78	NIST05.L	7473	45
Unknown				CAS #:			
8.844	302848	1.67839533	2.82	0		0	55
Unknown				CAS #:			
15.655	323610	7.61747438	12.8	0		0	81

Data File: \\192.168.10.12\chem\10airD.i\042614.b\11615.d
Injection Date: 26-APR-2014 16:53
Instrument: 10airD.i
Client Sample ID:
HP ChemStation MS 11615.d: 2.190 to 19.318 Min
Y (x10^7)
Min
UNKNOWN
Propylene
Propyne
UNKNOWN
UNKNOWN
Ethanol
Isopentane
Trichlorofludromethane
Methylene chloride
Carbon Disulfide
UNKNOWN
Pentane, 3-methyl-
Methyl Hexanoate
Methyl Hexyl Ketone
Ethyl Acetate
Benzene
Hexane, 3-methyl-
1,4-Difluorobenzene
Butane, 2,2,3,3-tetramethyl-
Heptane
Methylcyclohexane
Toluene-d8 (S)
Toluene
UNKNOWN
Chlorobenzene - d5
Ethyl Benzene
m&p-Xylene
Styrene
o-Xylene
4-Ethyltoluene
1,3,5-Trimethylbenzene
1,2,4-Trimethylbenzene
1,4-dichlorobenzene-d4 (S)
p-Isopropyltoluene
1,2,3-Trimethylbenzene
Naphthalene
UNKNOWN

Data File: \\192.168.10.12\chem\10airD.i\042614.b\11612.d
Report Date: 27-Apr-2014 16:19

Pace Analytical Services, Inc.

TENTATIVELY IDENTIFIED COMPOUNDS

Client Name:
Lab Smp Id: 10263305005
Operator : AH2
Sample Location:
Sample Matrix: AIR
Analysis Type: VOA
Inj Date: 26-APR-2014 15:28

Client SDG: 042614.b

Sample Date:
Sample Point:
Date Received:
Level: LOW

Number TICs found: 10

CONCENTRATION UNITS:
(ug/L or ug/KG) ppbv

	CAS NUMBER	COMPOUND NAME	RT	EST. CONC.	Q
1.	107-83-5	Pentane, 2-methyl-	4.676	1.98	NJ
2.	16747-31-2	Hexane, 3,3,4-trimethyl-	7.857	4.80	NJ
3.	560-21-4	Pentane, 2,3,3-trimethyl-	8.008	5.61	NJ
4.		Unknown	8.837	2.43	J
5.	541-05-9	Cyclotrisiloxane, hexamethy	9.123	13.7	NJ
6.	3221-61-2	Octane, 2-methyl-	10.283	1.95	NJ
7.	79-92-5	Camphene	12.563	2.36	NJ
8.		Unknown	14.248	3.88	J
9.		Unknown	14.602	1.88	J
10.		Unknown	15.953	2.25	J

Data File: \\192.168.10.12\chem\10airD.i\042614.b\11612.d
Report Date: 27-Apr-2014 16:19

Pace Analytical Services, Inc.

TO15 Analysis (UNIX)

Data file : \\192.168.10.12\chem\10airD.i\042614.b\11612.d
Lab Smp Id: 10263305005
Inj Date : 26-APR-2014 15:28
Operator : AH2 Inst ID: 10airD.i
Smp Info :
Misc Info : 20071
Comment : Volatile Organic COMPOUNDS in Air
Method : \\192.168.10.12\chem\10airD.i\042614.b\TO15_114-14.m
Meth Date : 26-Apr-2014 16:06 ahamilton Quant Type: ISTD
Cal Date : 24-APR-2014 11:10 Cal File: 11407.d
Als bottle: 12
Dil Factor: 1.68000
Integrator: HP RTE Compound Sublist: all.sub
Target Version: 4.14

Concentration Formula: Amt * DF * Uf * CpndVariable

Name	Value	Description
DF	1.680	Dilution Factor
Uf	1.000	ng unit correction factor
Cpnd Variable		Local Compound Variable

	COMPOUND	RT	AREA	AMOUNT
23	Carbon Disulfide	4.463	64398	0.312
$ 54	Toluene-d8 (S)	8.204	1330685	9.916
55	Toluene	8.299	2016104	11.773
63	Ethyl Benzene	10.428	921130	4.332
71	4-Ethyltoluene	12.723	699220	0.971
81	1,2,3-Trimethylbenzene	14.117	95725	0.456

	CONCENTRATIONS				QUANT		
RT	AREA	ON-COL(ppbv)	FINAL(ppbv)	QUAL	LIBRARY	LIB ENTRY	CPND #
Pentane, 2-methyl-				CAS #: 107-83-5			
4.676	243155	1.17760944	1.98	87	NIST05.L	1795	23
Hexane, 3,3,4-trimethyl-				CAS #: 16747-31-2			
7.857	383466	2.85753733	4.80	78	NIST05.L	12318	54
Pentane, 2,3,3-trimethyl-				CAS #: 560-21-4			
8.008	447890	3.33762228	5.61	90	NIST05.L	7454	54

Data File: \\192.168.10.12\chem\10airD.i\042614.b\11612.d
Report Date: 27-Apr-2014 16:19

		CONCENTRATIONS			QUANT		
RT	AREA	ON-COL(ppbv)	FINAL(ppbv)	QUAL	LIBRARY	LIB ENTRY	CPND #
Unknown				CAS #:			
8.837	248201	1.44939233	2.43	0		0	55
Cyclotrisiloxane, hexamethyl-				CAS #: 541-05-9			
9.123	1396349	8.15409333	13.7	91	NIST05.L	73123	55
Octane, 2-methyl-				CAS #: 3221-61-2			
10.283	247115	1.16222963	1.95	72	NIST05.L	12276	63
Camphene				CAS #: 79-92-5			
12.563	1012212	1.40529677	2.36	96	NIST05.L	15152	71
Unknown				CAS #:			
14.248	484114	2.30763784	3.88	0		0	81
Unknown				CAS #:			
14.602	234263	1.11666643	1.88	0		0	81
Unknown				CAS #:			
15.953	281146	1.34014251	2.25	0		0	81

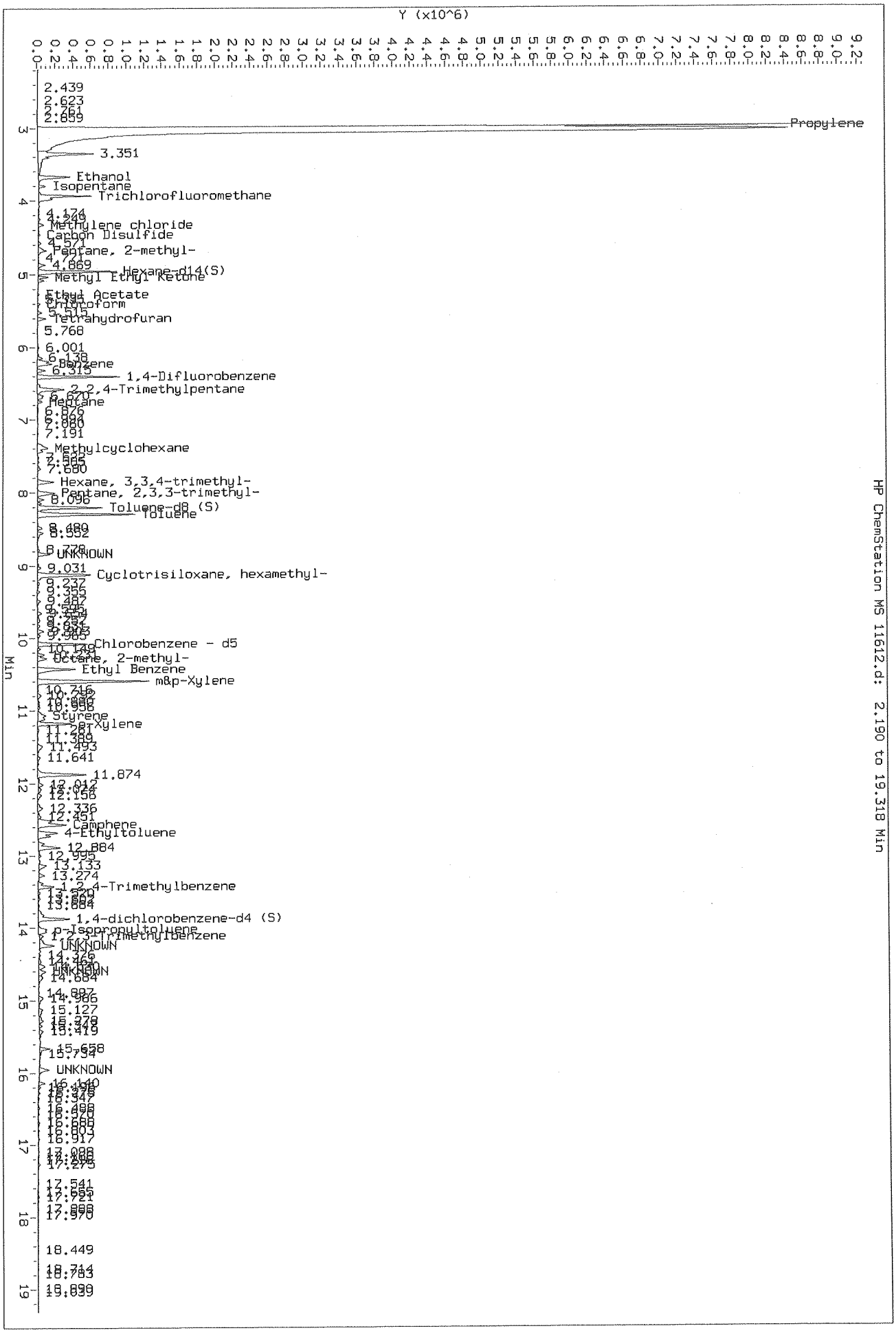

Data File: \\192.168.10.12\chem\10airD.i\042614.b\11612.d
Injection Date: 26-APR-2014 15:28
Instrument: 10airD.i
Client Sample ID:

HP ChemStation MS 11612.d: 2.190 to 19.318 Min

Data File: \\192.168.10.12\chem\10airD.i\042614.b\11614.d
Report Date: 27-Apr-2014 16:19

Pace Analytical Services, Inc.

TENTATIVELY IDENTIFIED COMPOUNDS

Client Name:
Lab Smp Id: 10263305006
Operator : AH2
Sample Location:
Sample Matrix: AIR
Analysis Type: VOA
Inj Date: 26-APR-2014 16:25

Client SDG: 042614.b

Sample Date:
Sample Point:
Date Received:
Level: LOW

Number TICs found: 10

CONCENTRATION UNITS:
(ug/L or ug/KG) ppbv

	CAS NUMBER	COMPOUND NAME	RT	EST. CONC.	Q
1.		Unknown	8.837	2.95	J
2.	541-05-9	Cyclotrisiloxane, hexamethy	9.123	14.4	NJ
3.		Unknown	10.287	2.23	J
4.		Unknown	12.104	0.204	J
5.	79-92-5	Camphene	12.563	2.66	NJ
6.		Unknown	12.881	2.97	J
7.		Unknown	14.245	3.06	J
8.		Unknown	14.599	2.31	J
9.		Unknown	15.658	4.70	J
10.		Unknown	15.950	2.29	J

Data File: \\192.168.10.12\chem\10airD.i\042614.b\11614.d
Report Date: 27-Apr-2014 16:19

Pace Analytical Services, Inc.

TO15 Analysis (UNIX)

Data file : \\192.168.10.12\chem\10airD.i\042614.b\11614.d
Lab Smp Id: 10263305006
Inj Date : 26-APR-2014 16:25
Operator : AH2 Inst ID: 10airD.i
Smp Info :
Misc Info : 20071
Comment : Volatile Organic COMPOUNDS in Air
Method : \\192.168.10.12\chem\10airD.i\042614.b\TO15_114-14.m
Meth Date : 26-Apr-2014 16:06 ahamilton Quant Type: ISTD
Cal Date : 24-APR-2014 11:10 Cal File: 11407.d
Als bottle: 14
Dil Factor: 1.68000
Integrator: HP RTE Compound Sublist: all.sub
Target Version: 4.14

Concentration Formula: Amt * DF * Uf * CpndVariable

Name	Value	Description
DF	1.680	Dilution Factor
Uf	1.000	ng unit correction factor
Cpnd Variable		Local Compound Variable

COMPOUND	RT	AREA	AMOUNT
57 Methyl Butyl Ketone	8.624	37294	0.277
63 Ethyl Benzene	10.428	944005	4.518
69 Isopropylbenzene	11.854	1199074	0.518
71 4-Ethyltoluene	12.723	839402	1.135
72 1,3,5-Trimethylbenzene	12.822	149028	0.767
81 1,2,3-Trimethylbenzene	14.117	81350	0.471

		CONCENTRATIONS			QUANT		
RT	AREA	ON-COL(ppbv)	FINAL(ppbv)	QUAL	LIBRARY	LIB ENTRY	CPND #
Unknown				CAS #:			
8.837	236041	1.75530886	2.95	0		0	57
Cyclotrisiloxane, hexamethyl-				CAS #: 541-05-9			
9.123	1150864	8.55834543	14.4	91	NIST05.L	73123	57
Unknown				CAS #:			
10.287	277299	1.32729216	2.23	0		0	63

Data File: \\192.168.10.12\chem\10airD.i\042614.b\11614.d
Report Date: 27-Apr-2014 16:19

		CONCENTRATIONS			QUANT		
RT	AREA	ON-COL(ppbv)	FINAL(ppbv)	QUAL	LIBRARY	LIB ENTRY	CPND #
====	====	==========	==========	====	=======	=========	======
Unknown				CAS #:			
12.104	280368	0.12115458	0.204	0		0	69
Camphene				CAS #: 79-92-5			
12.563	1172724	1.58599897	2.66	96	NIST05.L	15152	71
Unknown				CAS #:			
12.881	343638	1.76905738	2.97	0		0	72
Unknown				CAS #:			
14.245	314733	1.82228825	3.06	0		0	81
Unknown				CAS #:			
14.599	237780	1.37673608	2.31	0		0	81
Unknown				CAS #:			
15.658	483750	2.80089256	4.70	0		0	81
Unknown				CAS #:			
15.950	235127	1.36137489	2.29	0		0	81

Data File: \\192.168.10.12\chem\10airD.i\042614.b\11614.d
Injection Date: 26-APR-2014 16:25
Instrument: 10airD.i
Client Sample ID:

HP ChemStation MS 11614.d: 2.190 to 19.318 Min

Pace Analytical Services, Inc.
1700 Elm Street - Suite 200
Minneapolis, MN 55414
(612)607-1700

April 29, 2014

Tony Coryell
AECOM
800 LaSalle Avenue
Minneapolis, MN 55402

RE: Project: 60317420 St. Louis Park Inv.
Pace Project No.: 10263164

Dear Tony Coryell:
Enclosed are the analytical results for sample(s) received by the laboratory on April 11, 2014. The results relate only to the samples included in this report. Results reported herein conform to the most current TNI standards and the laboratory's Quality Assurance Manual, where applicable, unless otherwise noted in the body of the report.

If you have any questions concerning this report, please feel free to contact me.

Sincerely,

Carol Davy
carol.davy@pacelabs.com
Project Manager

Enclosures

REPORT OF LABORATORY ANALYSIS

This report shall not be reproduced, except in full,
without the written consent of Pace Analytical Services, Inc..

Pace Analytical Services, Inc.
1700 Elm Street - Suite 200
Minneapolis, MN 55414
(612)607-1700

CERTIFICATIONS

Project: 60317420 St. Louis Park Inv.
Pace Project No.: 10263164

Minnesota Certification IDs

1700 Elm Street SE Suite 200, Minneapolis, MN 55414
A2LA Certification #: 2926.01
Alabama Certification #40770
Alabama Certification #40770
Alaska Certification #: UST-078
Alaska Certification #MN00064
Arizona Certification #: AZ-0014
Arkansas Certification #: 88-0680
California Certification #: 01155CA
Colorado Certification #Pace
Connecticut Certification #: PH-0256
EPA Region 8 Certification #: 8TMS-L
Florida/NELAP Certification #: E87605
Guam Certification #: Pace
Georgia Certification #: 959
Idaho Certification #: MN00064
Hawaii Certification #MN00064
Illinois Certification #: 200011
Indiana Certification#C-MN-01
Iowa Certification #: 368
Kansas Certification #: E-10167
Kentucky Dept of Envi. Protection - DW #90062
Kentucky Dept of Envi. Protection - WW #:90062
Louisiana DEQ Certification #: 3086
Louisiana DHH #: LA140001
Maine Certification #: 2013011
Maryland Certification #: 322
Michigan DEPH Certification #: 9909
Minnesota Certification #: 027-053-137
Mississippi Certification #: Pace
Montana Certification #: MT0092
Nebraska Certification #: Pace
New York Certification #: 11647
North Carolina Certification #: 530
North Carolina State Public Health #: 27700
North Dakota Certification #: R-036
Ohio EPA #: 4150
Ohio VAP Certification #: CL101
Oklahoma Certification #: 9507
Oregon Certification #: MN200001
Oregon Certification #: MN300001
Pennsylvania Certification #: 68-00563
Puerto Rico Certification
Saipan (CNMI) #:MP0003
South Carolina #:74003001
Texas Certification #: T104704192
Tennessee Certification #: 02818
Utah Certification #: MN000642013-4
Virginia DGS Certification #: 251
Virginia/VELAP Certification #: Pace
Washington Certification #: C486
Wisconsin Certification #: 999407970
West Virginia Certification #: 382
West Virginia TO-15 Approval
West Virginia DHHR #:9952C

This report shall not be reproduced, except in full,
without the written consent of Pace Analytical Services, Inc..

Pace Analytical Services, Inc.
1700 Elm Street - Suite 200
Minneapolis, MN 55414
(612)607-1700

SAMPLE SUMMARY

Project: 60317420 St. Louis Park Inv.
Pace Project No.: 10263164

Lab ID	Sample ID	Matrix	Date Collected	Date Received
10263164001	**VP-202**	Air	04/10/14 09:58	04/11/14 14:05
10263164002	**VP-203**	Air	04/10/14 10:10	04/11/14 14:05
10263164003	**VP-204**	Air	04/10/14 10:22	04/11/14 14:05
10263164004	**VP-205**	Air	04/10/14 10:40	04/11/14 14:05
10263164005	**VP-206**	Air	04/10/14 11:30	04/11/14 14:05
10263164006	**VP-207**	Air	04/10/14 11:45	04/11/14 14:05
10263164007	**VP-208**	Air	04/10/14 12:10	04/11/14 14:05
10263164008	**VP-209**	Air	04/10/14 12:22	04/11/14 14:05
10263164009	**VP-210**	Air	04/10/14 12:35	04/11/14 14:05
10263164010	**VP-211**	Air	04/10/14 12:50	04/11/14 14:05
10263164011	**VP-211A**	Air	04/10/14 12:55	04/11/14 14:05
10263164012	**VP-212**	Air	04/10/14 13:10	04/11/14 14:05
10263164013	**VP-213**	Air	04/11/14 09:28	04/11/14 14:05
10263164014	**VP-214**	Air	04/11/14 09:40	04/11/14 14:05
10263164015	**VP-215**	Air	04/11/14 09:54	04/11/14 14:05
10263164016	**VP-216**	Air	04/11/14 10:04	04/11/14 14:05
10263164017	**VP-217**	Air	04/11/14 10:18	04/11/14 14:05
10263164018	**VP-218**	Air	04/11/14 10:25	04/11/14 14:05
10263164019	**VP-219**	Air	04/11/14 10:39	04/11/14 14:05
10263164020	**VP-220**	Air	04/11/14 10:50	04/11/14 14:05
10263164021	**VP-221**	Air	04/11/14 11:02	04/11/14 14:05
10263164022	**VP-302**	Air	04/11/14 11:45	04/11/14 14:05
10263164023	**VP-303**	Air	04/11/14 11:54	04/11/14 14:05
10263164024	**VP-304**	Air	04/11/14 12:05	04/11/14 14:05
10263164025	**VP-304A**	Air	04/11/14 12:10	04/11/14 14:05
10263164026	**VP-305**	Air	04/11/14 12:20	04/11/14 14:05
10263164027	**VP-306**	Air	04/11/14 12:30	04/11/14 14:05
10263164028	**VP-201**	Air	04/10/14 00:00	04/11/14 14:05

REPORT OF LABORATORY ANALYSIS

This report shall not be reproduced, except in full,
without the written consent of Pace Analytical Services, Inc..

Pace Analytical Services, Inc.
1700 Elm Street - Suite 200
Minneapolis, MN 55414
(612)607-1700

SAMPLE ANALYTE COUNT

Project: 60317420 St. Louis Park Inv.
Pace Project No.: 10263164

Lab ID	Sample ID	Method	Analysts	Analytes Reported
10263164001	**VP-202**	TO-15	DL1, DR1	61
10263164002	**VP-203**	TO-15	DR1	61
10263164003	**VP-204**	TO-15	DL1, DR1	61
10263164004	**VP-205**	TO-15	DL1, DR1	61
10263164005	**VP-206**	TO-15	DL1, DR1	61
10263164006	**VP-207**	TO-15	DL1, DR1	61
10263164007	**VP-208**	TO-15	DL1, DR1	61
10263164008	**VP-209**	TO-15	DR1	61
10263164009	**VP-210**	TO-15	DL1, DR1	61
10263164010	**VP-211**	TO-15	DR1	61
10263164011	**VP-211A**	TO-15	DR1	61
10263164012	**VP-212**	TO-15	DR1	61
10263164013	**VP-213**	TO-15	AH2	61
10263164014	**VP-214**	TO-15	AH2	61
10263164015	**VP-215**	TO-15	AH2	61
10263164016	**VP-216**	TO-15	AH2	61
10263164017	**VP-217**	TO-15	AH2	61
10263164018	**VP-218**	TO-15	AH2	61
10263164019	**VP-219**	TO-15	AH2	61
10263164020	**VP-220**	TO-15	AH2	61
10263164021	**VP-221**	TO-15	AH2	61
10263164022	**VP-302**	TO-15	AH2	61
10263164023	**VP-303**	TO-15	AH2	61
10263164024	**VP-304**	TO-15	AH2	61
10263164025	**VP-304A**	TO-15	AH2	61
10263164026	**VP-305**	TO-15	AH2	61
10263164027	**VP-306**	TO-15	AH2	61
10263164028	**VP-201**	TO-15	DL1, DR1	61

This report shall not be reproduced, except in full,
without the written consent of Pace Analytical Services, Inc..

Pace Analytical Services, Inc.
1700 Elm Street - Suite 200
Minneapolis, MN 55414
(612)607-1700

PROJECT NARRATIVE

Project: 60317420 St. Louis Park Inv.
Pace Project No.: 10263164

Method: **TO-15**
Description: TO15 MSV AIR
Client: AECOM
Date: April 29, 2014

General Information:
28 samples were analyzed for TO-15. All samples were received in acceptable condition with any exceptions noted below.

Hold Time:
The samples were analyzed within the method required hold times with any exceptions noted below.

Initial Calibrations (including MS Tune as applicable):
All criteria were within method requirements with any exceptions noted below.

Continuing Calibration:
All criteria were within method requirements with any exceptions noted below.

Internal Standards:
All internal standards were within QC limits with any exceptions noted below.

Surrogates:
All surrogates were within QC limits with any exceptions noted below.

Method Blank:
All analytes were below the report limit in the method blank, where applicable, with any exceptions noted below.

Laboratory Control Spike:
All laboratory control spike compounds were within QC limits with any exceptions noted below.

Matrix Spikes:
All percent recoveries and relative percent differences (RPDs) were within acceptance criteria with any exceptions noted below.

Duplicate Sample:
All duplicate sample results were within method acceptance criteria with any exceptions noted below.

QC Batch: AIR/20067

R1: RPD value was outside control limits.
- DUP (Lab ID: 1665371)
  - Methylene Chloride

Additional Comments:

Sample Comments:

K3: The Total Hydrocarbon (THC) pattern is evenly distributed throughout the chromatogram (before and after toluene).
- VP-202 (Lab ID: 10263164001)

K1: The Total Hydrocarbon (THC) pattern occured in the first half of the chromatogram (before toluene).
- VP-203 (Lab ID: 10263164002)

This report shall not be reproduced, except in full,
without the written consent of Pace Analytical Services, Inc..

Pace Analytical Services, Inc.
1700 Elm Street - Suite 200
Minneapolis, MN 55414
(612)607-1700

PROJECT NARRATIVE

Project: 60317420 St. Louis Park Inv.
Pace Project No.: 10263164

Method: **TO-15**
Description: TO15 MSV AIR
Client: AECOM
Date: April 29, 2014

Sample Comments:

K3: The Total Hydrocarbon (THC) pattern is evenly distributed throughout the chromatogram (before and after toluene).
- VP-204 (Lab ID: 10263164003)
- VP-205 (Lab ID: 10263164004)
- VP-206 (Lab ID: 10263164005)
- VP-207 (Lab ID: 10263164006)
- VP-208 (Lab ID: 10263164007)
- VP-209 (Lab ID: 10263164008)
- VP-210 (Lab ID: 10263164009)
- VP-211 (Lab ID: 10263164010)
- VP-211A (Lab ID: 10263164011)
- VP-212 (Lab ID: 10263164012)

K1: The Total Hydrocarbon (THC) pattern occured in the first half of the chromatogram (before toluene).
- VP-213 (Lab ID: 10263164013)
- VP-214 (Lab ID: 10263164014)
- VP-215 (Lab ID: 10263164015)

K3: The Total Hydrocarbon (THC) pattern is evenly distributed throughout the chromatogram (before and after toluene).
- VP-216 (Lab ID: 10263164016)

K1: The Total Hydrocarbon (THC) pattern occured in the first half of the chromatogram (before toluene).
- VP-217 (Lab ID: 10263164017)
- VP-218 (Lab ID: 10263164018)
- VP-219 (Lab ID: 10263164019)
- VP-220 (Lab ID: 10263164020)
- VP-221 (Lab ID: 10263164021)
- VP-302 (Lab ID: 10263164022)
- VP-303 (Lab ID: 10263164023)
- VP-304 (Lab ID: 10263164024)
- VP-304A (Lab ID: 10263164025)
- VP-305 (Lab ID: 10263164026)
- VP-306 (Lab ID: 10263164027)

K3: The Total Hydrocarbon (THC) pattern is evenly distributed throughout the chromatogram (before and after toluene).
- VP-201 (Lab ID: 10263164028)

Analyte Comments:

QC Batch: AIR/20061

P8: Analyte was detected in the method blank. All associated samples had concentrations of at least ten times greater than the blank or were below the reporting limit.
- VP-209 (Lab ID: 10263164008)
  - Trichloroethene
- VP-211 (Lab ID: 10263164010)
  - Trichloroethene
- VP-211A (Lab ID: 10263164011)
  - Trichloroethene
- VP-212 (Lab ID: 10263164012)
  - Trichloroethene

This report shall not be reproduced, except in full,
without the written consent of Pace Analytical Services, Inc..

Pace Analytical Services, Inc.
1700 Elm Street - Suite 200
Minneapolis, MN 55414
(612)607-1700

PROJECT NARRATIVE

Project: 60317420 St. Louis Park Inv.
Pace Project No.: 10263164

Method: **TO-15**
Description: TO15 MSV AIR
Client: AECOM
Date: April 29, 2014

Analyte Comments:

QC Batch: AIR/20063

E: Analyte concentration exceeded the calibration range. The reported result is estimated.

- VP-205 (Lab ID: 10263164004)
  - Propylene

QC Batch: AIR/20067

E: Analyte concentration exceeded the calibration range. The reported result is estimated.

- VP-214 (Lab ID: 10263164014)
  - Propylene
- VP-215 (Lab ID: 10263164015)
  - Propylene
- VP-217 (Lab ID: 10263164017)
  - Propylene
- VP-218 (Lab ID: 10263164018)
  - Propylene
- VP-219 (Lab ID: 10263164019)
  - Propylene
- VP-221 (Lab ID: 10263164021)
  - Propylene
- VP-304 (Lab ID: 10263164024)
  - Propylene
- VP-304A (Lab ID: 10263164025)
  - Propylene
- VP-305 (Lab ID: 10263164026)
  - Propylene

This data package has been reviewed for quality and completeness and is approved for release.

This report shall not be reproduced, except in full,
without the written consent of Pace Analytical Services, Inc..

Pace Analytical Services, Inc.
1700 Elm Street - Suite 200
Minneapolis, MN 55414
(612)607-1700

ANALYTICAL RESULTS

Project: 60317420 St. Louis Park Inv.
Pace Project No.: 10263164

Sample: VP-202 **Lab ID: 10263164001** Collected: 04/10/14 09:58 Received: 04/11/14 14:05 Matrix: Air

Parameters	Results	Units	Report Limit	MDL	DF	Prepared	Analyzed	CAS No.	Qual
TO15 MSV AIR	Analytical Method: TO-15								
Acetone	**54.8**	ug/m3	0.81	0.40	1.68		04/24/14 18:05	67-64-1	
Benzene	**12.0**	ug/m3	0.55	0.20	1.68		04/24/14 18:05	71-43-2	
Benzyl chloride	ND	ug/m3	1.8	0.88	1.68		04/24/14 18:05	100-44-7	
Bromodichloromethane	ND	ug/m3	2.3	0.31	1.68		04/24/14 18:05	75-27-4	
Bromoform	ND	ug/m3	3.5	0.54	1.68		04/24/14 18:05	75-25-2	
Bromomethane	ND	ug/m3	1.3	0.45	1.68		04/24/14 18:05	74-83-9	
1,3-Butadiene	**6.1**	ug/m3	0.76	0.14	1.68		04/24/14 18:05	106-99-0	
2-Butanone (MEK)	ND	ug/m3	1.0	0.50	1.68		04/24/14 18:05	78-93-3	
Carbon disulfide	**2.3**	ug/m3	1.1	0.12	1.68		04/24/14 18:05	75-15-0	
Carbon tetrachloride	ND	ug/m3	1.1	0.54	1.68		04/24/14 18:05	56-23-5	
Chlorobenzene	ND	ug/m3	1.6	0.18	1.68		04/24/14 18:05	108-90-7	
Chloroethane	ND	ug/m3	0.91	0.45	1.68		04/24/14 18:05	75-00-3	
Chloroform	ND	ug/m3	1.7	0.30	1.68		04/24/14 18:05	67-66-3	
Chloromethane	ND	ug/m3	0.71	0.32	1.68		04/24/14 18:05	74-87-3	
Cyclohexane	**19.5**	ug/m3	1.2	0.21	1.68		04/24/14 18:05	110-82-7	
Dibromochloromethane	ND	ug/m3	2.9	1.5	1.68		04/24/14 18:05	124-48-1	
1,2-Dibromoethane (EDB)	ND	ug/m3	2.6	0.39	1.68		04/24/14 18:05	106-93-4	
1,2-Dichlorobenzene	ND	ug/m3	2.0	0.24	1.68		04/24/14 18:05	95-50-1	
1,3-Dichlorobenzene	ND	ug/m3	2.0	0.39	1.68		04/24/14 18:05	541-73-1	
1,4-Dichlorobenzene	ND	ug/m3	2.0	0.33	1.68		04/24/14 18:05	106-46-7	
Dichlorodifluoromethane	**3.4**	ug/m3	1.7	0.18	1.68		04/24/14 18:05	75-71-8	
1,1-Dichloroethane	ND	ug/m3	1.4	0.24	1.68		04/24/14 18:05	75-34-3	
1,2-Dichloroethane	ND	ug/m3	0.69	0.20	1.68		04/24/14 18:05	107-06-2	
1,1-Dichloroethene	ND	ug/m3	1.4	0.17	1.68		04/24/14 18:05	75-35-4	
cis-1,2-Dichloroethene	ND	ug/m3	1.4	0.33	1.68		04/24/14 18:05	156-59-2	
trans-1,2-Dichloroethene	ND	ug/m3	1.4	0.27	1.68		04/24/14 18:05	156-60-5	
1,2-Dichloropropane	ND	ug/m3	1.6	0.26	1.68		04/24/14 18:05	78-87-5	
cis-1,3-Dichloropropene	ND	ug/m3	1.5	0.23	1.68		04/24/14 18:05	10061-01-5	
trans-1,3-Dichloropropene	ND	ug/m3	1.5	0.25	1.68		04/24/14 18:05	10061-02-6	
Dichlorotetrafluoroethane	ND	ug/m3	2.4	0.42	1.68		04/24/14 18:05	76-14-2	
Ethanol	**56.5**	ug/m3	0.64	0.32	1.68		04/24/14 18:05	64-17-5	
Ethyl acetate	ND	ug/m3	1.2	0.21	1.68		04/24/14 18:05	141-78-6	
Ethylbenzene	**13.2**	ug/m3	1.5	0.30	1.68		04/24/14 18:05	100-41-4	
4-Ethyltoluene	ND	ug/m3	1.7	0.29	1.68		04/24/14 18:05	622-96-8	
n-Heptane	**28.5**	ug/m3	1.4	0.27	1.68		04/24/14 18:05	142-82-5	
Hexachloro-1,3-butadiene	ND	ug/m3	3.7	0.69	1.68		04/24/14 18:05	87-68-3	
n-Hexane	**50.8**	ug/m3	1.2	0.17	1.68		04/24/14 18:05	110-54-3	
2-Hexanone	**1.6**	ug/m3	1.4	0.36	1.68		04/24/14 18:05	591-78-6	
Methylene Chloride	ND	ug/m3	1.2	0.59	1.68		04/24/14 18:05	75-09-2	
4-Methyl-2-pentanone (MIBK)	ND	ug/m3	1.4	0.29	1.68		04/24/14 18:05	108-10-1	
Methyl-tert-butyl ether	ND	ug/m3	1.2	0.15	1.68		04/24/14 18:05	1634-04-4	
Naphthalene	ND	ug/m3	1.8	0.90	1.68		04/24/14 18:05	91-20-3	
2-Propanol	**17.4**	ug/m3	0.84	0.16	1.68		04/24/14 18:05	67-63-0	
Propylene	ND	ug/m3	1.5	0.18	1.68		04/24/14 18:05	115-07-1	
Styrene	ND	ug/m3	1.5	0.23	1.68		04/24/14 18:05	100-42-5	
1,1,2,2-Tetrachloroethane	ND	ug/m3	1.2	0.39	1.68		04/24/14 18:05	79-34-5	

REPORT OF LABORATORY ANALYSIS

This report shall not be reproduced, except in full,
without the written consent of Pace Analytical Services, Inc..

Pace Analytical Services, Inc.
1700 Elm Street - Suite 200
Minneapolis, MN 55414
(612)607-1700

ANALYTICAL RESULTS

Project: 60317420 St. Louis Park Inv.
Pace Project No.: 10263164

Sample: VP-202 **Lab ID: 10263164001** Collected: 04/10/14 09:58 Received: 04/11/14 14:05 Matrix: Air

Parameters	Results	Units	Report Limit	MDL	DF	Prepared	Analyzed	CAS No.	Qual
TO15 MSV AIR	Analytical Method: TO-15								
Tetrachloroethene	ND	ug/m3	1.2	0.32	1.68		04/24/14 18:05	127-18-4	
Tetrahydrofuran	ND	ug/m3	1.0	0.23	1.68		04/24/14 18:05	109-99-9	
Toluene	**28.7**	ug/m3	1.3	0.23	1.68		04/24/14 18:05	108-88-3	
1,2,4-Trichlorobenzene	ND	ug/m3	2.5	0.61	1.68		04/24/14 18:05	120-82-1	
1,1,1-Trichloroethane	ND	ug/m3	1.9	0.23	1.68		04/24/14 18:05	71-55-6	
1,1,2-Trichloroethane	ND	ug/m3	0.92	0.41	1.68		04/24/14 18:05	79-00-5	
Trichloroethene	ND	ug/m3	0.92	0.30	1.68		04/25/14 16:56	79-01-6	
Trichlorofluoromethane	ND	ug/m3	1.9	0.23	1.68		04/24/14 18:05	75-69-4	
1,1,2-Trichlorotrifluoroethane	ND	ug/m3	2.7	0.27	1.68		04/24/14 18:05	76-13-1	
1,2,4-Trimethylbenzene	ND	ug/m3	1.7	0.20	1.68		04/24/14 18:05	95-63-6	
1,3,5-Trimethylbenzene	ND	ug/m3	1.7	0.35	1.68		04/24/14 18:05	108-67-8	
Vinyl acetate	ND	ug/m3	1.2	0.58	1.68		04/24/14 18:05	108-05-4	
Vinyl chloride	ND	ug/m3	0.44	0.16	1.68		04/24/14 18:05	75-01-4	
m&p-Xylene	**54.4**	ug/m3	3.0	0.24	1.68		04/24/14 18:05	179601-23-1	
o-Xylene	**13.4**	ug/m3	1.5	0.74	1.68		04/24/14 18:05	95-47-6	

REPORT OF LABORATORY ANALYSIS

This report shall not be reproduced, except in full,
without the written consent of Pace Analytical Services, Inc..

Pace Analytical Services, Inc.
1700 Elm Street - Suite 200
Minneapolis, MN 55414
(612)607-1700

ANALYTICAL RESULTS

Project: 60317420 St. Louis Park Inv.
Pace Project No.: 10263164

Sample: VP-203 **Lab ID: 10263164002** Collected: 04/10/14 10:10 Received: 04/11/14 14:05 Matrix: Air

Parameters	Results	Units	Report Limit	MDL	DF	Prepared	Analyzed	CAS No.	Qual
TO15 MSV AIR	Analytical Method: TO-15								
Acetone	**56.9**	ug/m3	0.81	0.40	1.68		04/24/14 18:39	67-64-1	
Benzene	**17.4**	ug/m3	0.55	0.20	1.68		04/24/14 18:39	71-43-2	
Benzyl chloride	ND	ug/m3	1.8	0.88	1.68		04/24/14 18:39	100-44-7	
Bromodichloromethane	ND	ug/m3	2.3	0.31	1.68		04/24/14 18:39	75-27-4	
Bromoform	ND	ug/m3	3.5	0.54	1.68		04/24/14 18:39	75-25-2	
Bromomethane	ND	ug/m3	1.3	0.45	1.68		04/24/14 18:39	74-83-9	
1,3-Butadiene	ND	ug/m3	0.76	0.14	1.68		04/24/14 18:39	106-99-0	
2-Butanone (MEK)	**7.7**	ug/m3	1.0	0.50	1.68		04/24/14 18:39	78-93-3	
Carbon disulfide	**3.7**	ug/m3	1.1	0.12	1.68		04/24/14 18:39	75-15-0	
Carbon tetrachloride	ND	ug/m3	1.1	0.54	1.68		04/24/14 18:39	56-23-5	
Chlorobenzene	ND	ug/m3	1.6	0.18	1.68		04/24/14 18:39	108-90-7	
Chloroethane	ND	ug/m3	0.91	0.45	1.68		04/24/14 18:39	75-00-3	
Chloroform	ND	ug/m3	1.7	0.30	1.68		04/24/14 18:39	67-66-3	
Chloromethane	ND	ug/m3	0.71	0.32	1.68		04/24/14 18:39	74-87-3	
Cyclohexane	**24.5**	ug/m3	1.2	0.21	1.68		04/24/14 18:39	110-82-7	
Dibromochloromethane	ND	ug/m3	2.9	1.5	1.68		04/24/14 18:39	124-48-1	
1,2-Dibromoethane (EDB)	ND	ug/m3	2.6	0.39	1.68		04/24/14 18:39	106-93-4	
1,2-Dichlorobenzene	ND	ug/m3	2.0	0.24	1.68		04/24/14 18:39	95-50-1	
1,3-Dichlorobenzene	ND	ug/m3	2.0	0.39	1.68		04/24/14 18:39	541-73-1	
1,4-Dichlorobenzene	ND	ug/m3	2.0	0.33	1.68		04/24/14 18:39	106-46-7	
Dichlorodifluoromethane	**3.0**	ug/m3	1.7	0.18	1.68		04/24/14 18:39	75-71-8	
1,1-Dichloroethane	ND	ug/m3	1.4	0.24	1.68		04/24/14 18:39	75-34-3	
1,2-Dichloroethane	ND	ug/m3	0.69	0.20	1.68		04/24/14 18:39	107-06-2	
1,1-Dichloroethene	ND	ug/m3	1.4	0.17	1.68		04/24/14 18:39	75-35-4	
cis-1,2-Dichloroethene	ND	ug/m3	1.4	0.33	1.68		04/24/14 18:39	156-59-2	
trans-1,2-Dichloroethene	ND	ug/m3	1.4	0.27	1.68		04/24/14 18:39	156-60-5	
1,2-Dichloropropane	ND	ug/m3	1.6	0.26	1.68		04/24/14 18:39	78-87-5	
cis-1,3-Dichloropropene	ND	ug/m3	1.5	0.23	1.68		04/24/14 18:39	10061-01-5	
trans-1,3-Dichloropropene	ND	ug/m3	1.5	0.25	1.68		04/24/14 18:39	10061-02-6	
Dichlorotetrafluoroethane	ND	ug/m3	2.4	0.42	1.68		04/24/14 18:39	76-14-2	
Ethanol	**51.6**	ug/m3	0.64	0.32	1.68		04/24/14 18:39	64-17-5	
Ethyl acetate	ND	ug/m3	1.2	0.21	1.68		04/24/14 18:39	141-78-6	
Ethylbenzene	**19.4**	ug/m3	1.5	0.30	1.68		04/24/14 18:39	100-41-4	
4-Ethyltoluene	**2.9**	ug/m3	1.7	0.29	1.68		04/24/14 18:39	622-96-8	
n-Heptane	**24.9**	ug/m3	1.4	0.27	1.68		04/24/14 18:39	142-82-5	
Hexachloro-1,3-butadiene	ND	ug/m3	3.7	0.69	1.68		04/24/14 18:39	87-68-3	
n-Hexane	**50.4**	ug/m3	1.2	0.17	1.68		04/24/14 18:39	110-54-3	
2-Hexanone	ND	ug/m3	1.4	0.36	1.68		04/24/14 18:39	591-78-6	
Methylene Chloride	**4.2**	ug/m3	1.2	0.59	1.68		04/24/14 18:39	75-09-2	
4-Methyl-2-pentanone (MIBK)	ND	ug/m3	1.4	0.29	1.68		04/24/14 18:39	108-10-1	
Methyl-tert-butyl ether	ND	ug/m3	1.2	0.15	1.68		04/24/14 18:39	1634-04-4	
Naphthalene	**1.9**	ug/m3	1.8	0.90	1.68		04/24/14 18:39	91-20-3	
2-Propanol	**18.1**	ug/m3	0.84	0.16	1.68		04/24/14 18:39	67-63-0	
Propylene	ND	ug/m3	0.59	0.18	1.68		04/24/14 18:39	115-07-1	
Styrene	ND	ug/m3	1.5	0.23	1.68		04/24/14 18:39	100-42-5	
1,1,2,2-Tetrachloroethane	ND	ug/m3	1.2	0.39	1.68		04/24/14 18:39	79-34-5	

REPORT OF LABORATORY ANALYSIS

This report shall not be reproduced, except in full,
without the written consent of Pace Analytical Services, Inc..

Pace Analytical Services, Inc.
1700 Elm Street - Suite 200
Minneapolis, MN 55414
(612)607-1700

ANALYTICAL RESULTS

Project: 60317420 St. Louis Park Inv.
Pace Project No.: 10263164

Sample: VP-203 **Lab ID: 10263164002** Collected: 04/10/14 10:10 Received: 04/11/14 14:05 Matrix: Air

Parameters	Results	Units	Report Limit	MDL	DF	Prepared	Analyzed	CAS No.	Qual
TO15 MSV AIR	Analytical Method: TO-15								
Tetrachloroethene	ND	ug/m3	1.2	0.32	1.68		04/24/14 18:39	127-18-4	
Tetrahydrofuran	ND	ug/m3	1.0	0.23	1.68		04/24/14 18:39	109-99-9	
Toluene	**37.7**	ug/m3	1.3	0.23	1.68		04/24/14 18:39	108-88-3	
1,2,4-Trichlorobenzene	ND	ug/m3	2.5	0.61	1.68		04/24/14 18:39	120-82-1	
1,1,1-Trichloroethane	ND	ug/m3	1.9	0.23	1.68		04/24/14 18:39	71-55-6	
1,1,2-Trichloroethane	ND	ug/m3	0.92	0.41	1.68		04/24/14 18:39	79-00-5	
Trichloroethene	ND	ug/m3	0.92	0.30	1.68		04/24/14 18:39	79-01-6	
Trichlorofluoromethane	ND	ug/m3	1.9	0.23	1.68		04/24/14 18:39	75-69-4	
1,1,2-Trichlorotrifluoroethane	ND	ug/m3	2.7	0.27	1.68		04/24/14 18:39	76-13-1	
1,2,4-Trimethylbenzene	**7.6**	ug/m3	1.7	0.20	1.68		04/24/14 18:39	95-63-6	
1,3,5-Trimethylbenzene	**2.5**	ug/m3	1.7	0.35	1.68		04/24/14 18:39	108-67-8	
Vinyl acetate	ND	ug/m3	1.2	0.58	1.68		04/24/14 18:39	108-05-4	
Vinyl chloride	ND	ug/m3	0.44	0.16	1.68		04/24/14 18:39	75-01-4	
m&p-Xylene	**78.3**	ug/m3	3.0	0.24	1.68		04/24/14 18:39	179601-23-1	
o-Xylene	**19.4**	ug/m3	1.5	0.74	1.68		04/24/14 18:39	95-47-6	

REPORT OF LABORATORY ANALYSIS

This report shall not be reproduced, except in full,
without the written consent of Pace Analytical Services, Inc..

Pace Analytical Services, Inc.
1700 Elm Street - Suite 200
Minneapolis, MN 55414
(612)607-1700

ANALYTICAL RESULTS

Project: 60317420 St. Louis Park Inv.
Pace Project No.: 10263164

Sample: VP-204 **Lab ID: 10263164003** Collected: 04/10/14 10:22 Received: 04/11/14 14:05 Matrix: Air

Parameters	Results	Units	Report Limit	MDL	DF	Prepared	Analyzed	CAS No.	Qual
TO15 MSV AIR	Analytical Method: TO-15								
Acetone	**58.6**	ug/m3	0.81	0.40	1.68		04/24/14 18:51	67-64-1	
Benzene	**7.2**	ug/m3	0.55	0.20	1.68		04/24/14 18:51	71-43-2	
Benzyl chloride	ND	ug/m3	1.8	0.88	1.68		04/24/14 18:51	100-44-7	
Bromodichloromethane	ND	ug/m3	2.3	0.31	1.68		04/24/14 18:51	75-27-4	
Bromoform	ND	ug/m3	3.5	0.54	1.68		04/24/14 18:51	75-25-2	
Bromomethane	ND	ug/m3	1.3	0.45	1.68		04/24/14 18:51	74-83-9	
1,3-Butadiene	ND	ug/m3	0.76	0.14	1.68		04/24/14 18:51	106-99-0	
2-Butanone (MEK)	ND	ug/m3	1.0	0.50	1.68		04/24/14 18:51	78-93-3	
Carbon disulfide	**1.7**	ug/m3	1.1	0.12	1.68		04/24/14 18:51	75-15-0	
Carbon tetrachloride	ND	ug/m3	1.1	0.54	1.68		04/24/14 18:51	56-23-5	
Chlorobenzene	ND	ug/m3	1.6	0.18	1.68		04/24/14 18:51	108-90-7	
Chloroethane	ND	ug/m3	0.91	0.45	1.68		04/24/14 18:51	75-00-3	
Chloroform	ND	ug/m3	1.7	0.30	1.68		04/24/14 18:51	67-66-3	
Chloromethane	ND	ug/m3	0.71	0.32	1.68		04/24/14 18:51	74-87-3	
Cyclohexane	**12.7**	ug/m3	1.2	0.21	1.68		04/24/14 18:51	110-82-7	
Dibromochloromethane	ND	ug/m3	2.9	1.5	1.68		04/24/14 18:51	124-48-1	
1,2-Dibromoethane (EDB)	ND	ug/m3	2.6	0.39	1.68		04/24/14 18:51	106-93-4	
1,2-Dichlorobenzene	ND	ug/m3	2.0	0.24	1.68		04/24/14 18:51	95-50-1	
1,3-Dichlorobenzene	ND	ug/m3	2.0	0.39	1.68		04/24/14 18:51	541-73-1	
1,4-Dichlorobenzene	ND	ug/m3	2.0	0.33	1.68		04/24/14 18:51	106-46-7	
Dichlorodifluoromethane	**2.1**	ug/m3	1.7	0.18	1.68		04/24/14 18:51	75-71-8	
1,1-Dichloroethane	ND	ug/m3	1.4	0.24	1.68		04/24/14 18:51	75-34-3	
1,2-Dichloroethane	ND	ug/m3	0.69	0.20	1.68		04/24/14 18:51	107-06-2	
1,1-Dichloroethene	ND	ug/m3	1.4	0.17	1.68		04/24/14 18:51	75-35-4	
cis-1,2-Dichloroethene	ND	ug/m3	1.4	0.33	1.68		04/24/14 18:51	156-59-2	
trans-1,2-Dichloroethene	ND	ug/m3	1.4	0.27	1.68		04/24/14 18:51	156-60-5	
1,2-Dichloropropane	ND	ug/m3	1.6	0.26	1.68		04/24/14 18:51	78-87-5	
cis-1,3-Dichloropropene	ND	ug/m3	1.5	0.23	1.68		04/24/14 18:51	10061-01-5	
trans-1,3-Dichloropropene	ND	ug/m3	1.5	0.25	1.68		04/24/14 18:51	10061-02-6	
Dichlorotetrafluoroethane	ND	ug/m3	2.4	0.42	1.68		04/24/14 18:51	76-14-2	
Ethanol	**68.5**	ug/m3	0.64	0.32	1.68		04/24/14 18:51	64-17-5	
Ethyl acetate	ND	ug/m3	1.2	0.21	1.68		04/24/14 18:51	141-78-6	
Ethylbenzene	**9.3**	ug/m3	1.5	0.30	1.68		04/24/14 18:51	100-41-4	
4-Ethyltoluene	**2.1**	ug/m3	1.7	0.29	1.68		04/24/14 18:51	622-96-8	
n-Heptane	**8.9**	ug/m3	1.4	0.27	1.68		04/24/14 18:51	142-82-5	
Hexachloro-1,3-butadiene	ND	ug/m3	3.7	0.69	1.68		04/24/14 18:51	87-68-3	
n-Hexane	**26.8**	ug/m3	1.2	0.17	1.68		04/24/14 18:51	110-54-3	
2-Hexanone	ND	ug/m3	1.4	0.36	1.68		04/24/14 18:51	591-78-6	
Methylene Chloride	ND	ug/m3	1.2	0.59	1.68		04/24/14 18:51	75-09-2	
4-Methyl-2-pentanone (MIBK)	ND	ug/m3	1.4	0.29	1.68		04/24/14 18:51	108-10-1	
Methyl-tert-butyl ether	ND	ug/m3	1.2	0.15	1.68		04/24/14 18:51	1634-04-4	
Naphthalene	ND	ug/m3	1.8	0.90	1.68		04/24/14 18:51	91-20-3	
2-Propanol	ND	ug/m3	0.84	0.16	1.68		04/24/14 18:51	67-63-0	
Propylene	ND	ug/m3	1.5	0.18	1.68		04/24/14 18:51	115-07-1	
Styrene	ND	ug/m3	1.5	0.23	1.68		04/24/14 18:51	100-42-5	
1,1,2,2-Tetrachloroethane	ND	ug/m3	1.2	0.39	1.68		04/24/14 18:51	79-34-5	

REPORT OF LABORATORY ANALYSIS

This report shall not be reproduced, except in full,
without the written consent of Pace Analytical Services, Inc..

Pace Analytical Services, Inc.
1700 Elm Street - Suite 200
Minneapolis, MN 55414
(612)607-1700

ANALYTICAL RESULTS

Project: 60317420 St. Louis Park Inv.
Pace Project No.: 10263164

Sample: VP-204 **Lab ID: 10263164003** Collected: 04/10/14 10:22 Received: 04/11/14 14:05 Matrix: Air

Parameters	Results	Units	Report Limit	MDL	DF	Prepared	Analyzed	CAS No.	Qual
TO15 MSV AIR	Analytical Method: TO-15								
Tetrachloroethene	ND	ug/m3	1.2	0.32	1.68		04/24/14 18:51	127-18-4	
Tetrahydrofuran	ND	ug/m3	1.0	0.23	1.68		04/24/14 18:51	109-99-9	
Toluene	**20.2**	ug/m3	1.3	0.23	1.68		04/24/14 18:51	108-88-3	
1,2,4-Trichlorobenzene	ND	ug/m3	2.5	0.61	1.68		04/24/14 18:51	120-82-1	
1,1,1-Trichloroethane	ND	ug/m3	1.9	0.23	1.68		04/24/14 18:51	71-55-6	
1,1,2-Trichloroethane	ND	ug/m3	0.92	0.41	1.68		04/24/14 18:51	79-00-5	
Trichloroethene	**2.0**	ug/m3	0.92	0.30	1.68		04/25/14 17:21	79-01-6	
Trichlorofluoromethane	ND	ug/m3	1.9	0.23	1.68		04/24/14 18:51	75-69-4	
1,1,2-Trichlorotrifluoroethane	ND	ug/m3	2.7	0.27	1.68		04/24/14 18:51	76-13-1	
1,2,4-Trimethylbenzene	**6.3**	ug/m3	1.7	0.20	1.68		04/24/14 18:51	95-63-6	
1,3,5-Trimethylbenzene	**1.9**	ug/m3	1.7	0.35	1.68		04/24/14 18:51	108-67-8	
Vinyl acetate	ND	ug/m3	1.2	0.58	1.68		04/24/14 18:51	108-05-4	
Vinyl chloride	ND	ug/m3	0.44	0.16	1.68		04/24/14 18:51	75-01-4	
m&p-Xylene	**46.8**	ug/m3	3.0	0.24	1.68		04/24/14 18:51	179601-23-1	
o-Xylene	**11.6**	ug/m3	1.5	0.74	1.68		04/24/14 18:51	95-47-6	

REPORT OF LABORATORY ANALYSIS

This report shall not be reproduced, except in full,
without the written consent of Pace Analytical Services, Inc..

Pace Analytical Services, Inc.
1700 Elm Street - Suite 200
Minneapolis, MN 55414
(612)607-1700

ANALYTICAL RESULTS

Project: 60317420 St. Louis Park Inv.
Pace Project No.: 10263164

Sample: VP-205 **Lab ID: 10263164004** Collected: 04/10/14 10:40 Received: 04/11/14 14:05 Matrix: Air

Parameters	Results	Units	Report Limit	MDL	DF	Prepared	Analyzed	CAS No.	Qual
TO15 MSV AIR	Analytical Method: TO-15								
Acetone	**86.5**	ug/m3	0.84	0.42	1.74		04/24/14 19:14	67-64-1	
Benzene	**16.7**	ug/m3	0.57	0.21	1.74		04/24/14 19:14	71-43-2	
Benzyl chloride	ND	ug/m3	1.8	0.92	1.74		04/24/14 19:14	100-44-7	
Bromodichloromethane	ND	ug/m3	2.4	0.32	1.74		04/24/14 19:14	75-27-4	
Bromoform	ND	ug/m3	3.7	0.56	1.74		04/24/14 19:14	75-25-2	
Bromomethane	ND	ug/m3	1.4	0.47	1.74		04/24/14 19:14	74-83-9	
1,3-Butadiene	**18.4**	ug/m3	0.78	0.15	1.74		04/24/14 19:14	106-99-0	
2-Butanone (MEK)	**13.4**	ug/m3	1.0	0.52	1.74		04/24/14 19:14	78-93-3	
Carbon disulfide	**4.9**	ug/m3	1.1	0.13	1.74		04/24/14 19:14	75-15-0	
Carbon tetrachloride	ND	ug/m3	1.1	0.56	1.74		04/24/14 19:14	56-23-5	
Chlorobenzene	ND	ug/m3	1.6	0.18	1.74		04/24/14 19:14	108-90-7	
Chloroethane	ND	ug/m3	0.94	0.47	1.74		04/24/14 19:14	75-00-3	
Chloroform	ND	ug/m3	1.7	0.31	1.74		04/24/14 19:14	67-66-3	
Chloromethane	ND	ug/m3	0.73	0.33	1.74		04/24/14 19:14	74-87-3	
Cyclohexane	**22.8**	ug/m3	1.2	0.22	1.74		04/24/14 19:14	110-82-7	
Dibromochloromethane	ND	ug/m3	3.0	1.5	1.74		04/24/14 19:14	124-48-1	
1,2-Dibromoethane (EDB)	ND	ug/m3	2.7	0.41	1.74		04/24/14 19:14	106-93-4	
1,2-Dichlorobenzene	ND	ug/m3	2.1	0.25	1.74		04/24/14 19:14	95-50-1	
1,3-Dichlorobenzene	ND	ug/m3	2.1	0.40	1.74		04/24/14 19:14	541-73-1	
1,4-Dichlorobenzene	ND	ug/m3	2.1	0.34	1.74		04/24/14 19:14	106-46-7	
Dichlorodifluoromethane	**1.8**	ug/m3	1.8	0.19	1.74		04/24/14 19:14	75-71-8	
1,1-Dichloroethane	ND	ug/m3	1.4	0.24	1.74		04/24/14 19:14	75-34-3	
1,2-Dichloroethane	ND	ug/m3	0.71	0.21	1.74		04/24/14 19:14	107-06-2	
1,1-Dichloroethene	ND	ug/m3	1.4	0.18	1.74		04/24/14 19:14	75-35-4	
cis-1,2-Dichloroethene	ND	ug/m3	1.4	0.34	1.74		04/24/14 19:14	156-59-2	
trans-1,2-Dichloroethene	ND	ug/m3	1.4	0.28	1.74		04/24/14 19:14	156-60-5	
1,2-Dichloropropane	ND	ug/m3	1.6	0.26	1.74		04/24/14 19:14	78-87-5	
cis-1,3-Dichloropropene	ND	ug/m3	1.6	0.24	1.74		04/24/14 19:14	10061-01-5	
trans-1,3-Dichloropropene	ND	ug/m3	1.6	0.26	1.74		04/24/14 19:14	10061-02-6	
Dichlorotetrafluoroethane	ND	ug/m3	2.5	0.43	1.74		04/24/14 19:14	76-14-2	
Ethanol	**75.6**	ug/m3	0.66	0.33	1.74		04/24/14 19:14	64-17-5	
Ethyl acetate	ND	ug/m3	1.3	0.22	1.74		04/24/14 19:14	141-78-6	
Ethylbenzene	**11.3**	ug/m3	1.5	0.31	1.74		04/24/14 19:14	100-41-4	
4-Ethyltoluene	**2.2**	ug/m3	1.7	0.30	1.74		04/24/14 19:14	622-96-8	
n-Heptane	**25.8**	ug/m3	1.4	0.28	1.74		04/24/14 19:14	142-82-5	
Hexachloro-1,3-butadiene	ND	ug/m3	3.8	0.72	1.74		04/24/14 19:14	87-68-3	
n-Hexane	**62.9**	ug/m3	1.3	0.18	1.74		04/24/14 19:14	110-54-3	
2-Hexanone	**3.2**	ug/m3	1.4	0.37	1.74		04/24/14 19:14	591-78-6	
Methylene Chloride	ND	ug/m3	1.2	0.61	1.74		04/24/14 19:14	75-09-2	
4-Methyl-2-pentanone (MIBK)	ND	ug/m3	1.4	0.30	1.74		04/24/14 19:14	108-10-1	
Methyl-tert-butyl ether	ND	ug/m3	1.3	0.15	1.74		04/24/14 19:14	1634-04-4	
Naphthalene	ND	ug/m3	1.9	0.93	1.74		04/24/14 19:14	91-20-3	
2-Propanol	ND	ug/m3	0.87	0.16	1.74		04/24/14 19:14	67-63-0	
Propylene	**242**	ug/m3	1.5	0.19	1.74		04/24/14 19:14	115-07-1	E
Styrene	ND	ug/m3	1.5	0.23	1.74		04/24/14 19:14	100-42-5	
1,1,2,2-Tetrachloroethane	ND	ug/m3	1.2	0.41	1.74		04/24/14 19:14	79-34-5	

REPORT OF LABORATORY ANALYSIS

This report shall not be reproduced, except in full,
without the written consent of Pace Analytical Services, Inc..

Pace Analytical Services, Inc.
1700 Elm Street - Suite 200
Minneapolis, MN 55414
(612)607-1700

ANALYTICAL RESULTS

Project: 60317420 St. Louis Park Inv.
Pace Project No.: 10263164

Sample: VP-205 **Lab ID: 10263164004** Collected: 04/10/14 10:40 Received: 04/11/14 14:05 Matrix: Air

Parameters	Results	Units	Report Limit	MDL	DF	Prepared	Analyzed	CAS No.	Qual
TO15 MSV AIR	Analytical Method: TO-15								
Tetrachloroethene	**7.4**	ug/m3	1.2	0.33	1.74		04/24/14 19:14	127-18-4	
Tetrahydrofuran	ND	ug/m3	1.0	0.24	1.74		04/24/14 19:14	109-99-9	
Toluene	**29.9**	ug/m3	1.3	0.23	1.74		04/24/14 19:14	108-88-3	
1,2,4-Trichlorobenzene	ND	ug/m3	2.6	0.63	1.74		04/24/14 19:14	120-82-1	
1,1,1-Trichloroethane	ND	ug/m3	1.9	0.24	1.74		04/24/14 19:14	71-55-6	
1,1,2-Trichloroethane	ND	ug/m3	0.96	0.42	1.74		04/24/14 19:14	79-00-5	
Trichloroethene	**2.6**	ug/m3	0.96	0.31	1.74		04/25/14 17:47	79-01-6	
Trichlorofluoromethane	ND	ug/m3	2.0	0.24	1.74		04/24/14 19:14	75-69-4	
1,1,2-Trichlorotrifluoroethane	ND	ug/m3	2.8	0.28	1.74		04/24/14 19:14	76-13-1	
1,2,4-Trimethylbenzene	**7.0**	ug/m3	1.7	0.21	1.74		04/24/14 19:14	95-63-6	
1,3,5-Trimethylbenzene	**2.2**	ug/m3	1.7	0.36	1.74		04/24/14 19:14	108-67-8	
Vinyl acetate	ND	ug/m3	1.2	0.61	1.74		04/24/14 19:14	108-05-4	
Vinyl chloride	ND	ug/m3	0.45	0.16	1.74		04/24/14 19:14	75-01-4	
m&p-Xylene	**45.0**	ug/m3	3.1	0.24	1.74		04/24/14 19:14	179601-23-1	
o-Xylene	**11.9**	ug/m3	1.5	0.77	1.74		04/24/14 19:14	95-47-6	

REPORT OF LABORATORY ANALYSIS

This report shall not be reproduced, except in full,
without the written consent of Pace Analytical Services, Inc..

Pace Analytical Services, Inc.
1700 Elm Street - Suite 200
Minneapolis, MN 55414
(612)607-1700

ANALYTICAL RESULTS

Project: 60317420 St. Louis Park Inv.
Pace Project No.: 10263164

Sample: VP-206 **Lab ID: 10263164005** Collected: 04/10/14 11:30 Received: 04/11/14 14:05 Matrix: Air

Parameters	Results	Units	Report Limit	MDL	DF	Prepared	Analyzed	CAS No.	Qual
TO15 MSV AIR	Analytical Method: TO-15								
Acetone	**81.4**	ug/m3	0.81	0.40	1.68		04/24/14 19:37	67-64-1	
Benzene	**18.7**	ug/m3	0.55	0.20	1.68		04/24/14 19:37	71-43-2	
Benzyl chloride	ND	ug/m3	1.8	0.88	1.68		04/24/14 19:37	100-44-7	
Bromodichloromethane	ND	ug/m3	2.3	0.31	1.68		04/24/14 19:37	75-27-4	
Bromoform	ND	ug/m3	3.5	0.54	1.68		04/24/14 19:37	75-25-2	
Bromomethane	ND	ug/m3	1.3	0.45	1.68		04/24/14 19:37	74-83-9	
1,3-Butadiene	**13.8**	ug/m3	0.76	0.14	1.68		04/24/14 19:37	106-99-0	
2-Butanone (MEK)	ND	ug/m3	1.0	0.50	1.68		04/24/14 19:37	78-93-3	
Carbon disulfide	**8.2**	ug/m3	1.1	0.12	1.68		04/24/14 19:37	75-15-0	
Carbon tetrachloride	ND	ug/m3	1.1	0.54	1.68		04/24/14 19:37	56-23-5	
Chlorobenzene	ND	ug/m3	1.6	0.18	1.68		04/24/14 19:37	108-90-7	
Chloroethane	ND	ug/m3	0.91	0.45	1.68		04/24/14 19:37	75-00-3	
Chloroform	ND	ug/m3	1.7	0.30	1.68		04/24/14 19:37	67-66-3	
Chloromethane	ND	ug/m3	0.71	0.32	1.68		04/24/14 19:37	74-87-3	
Cyclohexane	**26.9**	ug/m3	1.2	0.21	1.68		04/24/14 19:37	110-82-7	
Dibromochloromethane	ND	ug/m3	2.9	1.5	1.68		04/24/14 19:37	124-48-1	
1,2-Dibromoethane (EDB)	ND	ug/m3	2.6	0.39	1.68		04/24/14 19:37	106-93-4	
1,2-Dichlorobenzene	ND	ug/m3	2.0	0.24	1.68		04/24/14 19:37	95-50-1	
1,3-Dichlorobenzene	ND	ug/m3	2.0	0.39	1.68		04/24/14 19:37	541-73-1	
1,4-Dichlorobenzene	ND	ug/m3	2.0	0.33	1.68		04/24/14 19:37	106-46-7	
Dichlorodifluoromethane	ND	ug/m3	1.7	0.18	1.68		04/24/14 19:37	75-71-8	
1,1-Dichloroethane	ND	ug/m3	1.4	0.24	1.68		04/24/14 19:37	75-34-3	
1,2-Dichloroethane	ND	ug/m3	0.69	0.20	1.68		04/24/14 19:37	107-06-2	
1,1-Dichloroethene	ND	ug/m3	1.4	0.17	1.68		04/24/14 19:37	75-35-4	
cis-1,2-Dichloroethene	**2.2**	ug/m3	1.4	0.33	1.68		04/24/14 19:37	156-59-2	
trans-1,2-Dichloroethene	ND	ug/m3	1.4	0.27	1.68		04/24/14 19:37	156-60-5	
1,2-Dichloropropane	ND	ug/m3	1.6	0.26	1.68		04/24/14 19:37	78-87-5	
cis-1,3-Dichloropropene	ND	ug/m3	1.5	0.23	1.68		04/24/14 19:37	10061-01-5	
trans-1,3-Dichloropropene	ND	ug/m3	1.5	0.25	1.68		04/24/14 19:37	10061-02-6	
Dichlorotetrafluoroethane	**4.2**	ug/m3	2.4	0.42	1.68		04/24/14 19:37	76-14-2	
Ethanol	**86.9**	ug/m3	0.64	0.32	1.68		04/24/14 19:37	64-17-5	
Ethyl acetate	ND	ug/m3	1.2	0.21	1.68		04/24/14 19:37	141-78-6	
Ethylbenzene	**9.3**	ug/m3	1.5	0.30	1.68		04/24/14 19:37	100-41-4	
4-Ethyltoluene	**2.7**	ug/m3	1.7	0.29	1.68		04/24/14 19:37	622-96-8	
n-Heptane	**27.9**	ug/m3	1.4	0.27	1.68		04/24/14 19:37	142-82-5	
Hexachloro-1,3-butadiene	ND	ug/m3	3.7	0.69	1.68		04/24/14 19:37	87-68-3	
n-Hexane	**68.4**	ug/m3	1.2	0.17	1.68		04/24/14 19:37	110-54-3	
2-Hexanone	ND	ug/m3	1.4	0.36	1.68		04/24/14 19:37	591-78-6	
Methylene Chloride	ND	ug/m3	1.2	0.59	1.68		04/24/14 19:37	75-09-2	
4-Methyl-2-pentanone (MIBK)	ND	ug/m3	1.4	0.29	1.68		04/24/14 19:37	108-10-1	
Methyl-tert-butyl ether	ND	ug/m3	1.2	0.15	1.68		04/24/14 19:37	1634-04-4	
Naphthalene	ND	ug/m3	1.8	0.90	1.68		04/24/14 19:37	91-20-3	
2-Propanol	ND	ug/m3	0.84	0.16	1.68		04/24/14 19:37	67-63-0	
Propylene	ND	ug/m3	1.5	0.18	1.68		04/24/14 19:37	115-07-1	
Styrene	ND	ug/m3	1.5	0.23	1.68		04/24/14 19:37	100-42-5	
1,1,2,2-Tetrachloroethane	ND	ug/m3	1.2	0.39	1.68		04/24/14 19:37	79-34-5	

REPORT OF LABORATORY ANALYSIS

This report shall not be reproduced, except in full,
without the written consent of Pace Analytical Services, Inc..

Pace Analytical Services, Inc.
1700 Elm Street - Suite 200
Minneapolis, MN 55414
(612)607-1700

ANALYTICAL RESULTS

Project: 60317420 St. Louis Park Inv.
Pace Project No.: 10263164

Sample: VP-206 **Lab ID: 10263164005** Collected: 04/10/14 11:30 Received: 04/11/14 14:05 Matrix: Air

Parameters	Results	Units	Report Limit	MDL	DF	Prepared	Analyzed	CAS No.	Qual
TO15 MSV AIR	Analytical Method: TO-15								
Tetrachloroethene	**9.3**	ug/m3	1.2	0.32	1.68		04/24/14 19:37	127-18-4	
Tetrahydrofuran	ND	ug/m3	1.0	0.23	1.68		04/24/14 19:37	109-99-9	
Toluene	**25.5**	ug/m3	1.3	0.23	1.68		04/24/14 19:37	108-88-3	
1,2,4-Trichlorobenzene	ND	ug/m3	2.5	0.61	1.68		04/24/14 19:37	120-82-1	
1,1,1-Trichloroethane	ND	ug/m3	1.9	0.23	1.68		04/24/14 19:37	71-55-6	
1,1,2-Trichloroethane	ND	ug/m3	0.92	0.41	1.68		04/24/14 19:37	79-00-5	
Trichloroethene	**6.5**	ug/m3	0.92	0.30	1.68		04/25/14 18:16	79-01-6	
Trichlorofluoromethane	ND	ug/m3	1.9	0.23	1.68		04/24/14 19:37	75-69-4	
1,1,2-Trichlorotrifluoroethane	ND	ug/m3	2.7	0.27	1.68		04/24/14 19:37	76-13-1	
1,2,4-Trimethylbenzene	**8.9**	ug/m3	1.7	0.20	1.68		04/24/14 19:37	95-63-6	
1,3,5-Trimethylbenzene	**2.8**	ug/m3	1.7	0.35	1.68		04/24/14 19:37	108-67-8	
Vinyl acetate	ND	ug/m3	1.2	0.58	1.68		04/24/14 19:37	108-05-4	
Vinyl chloride	ND	ug/m3	0.44	0.16	1.68		04/24/14 19:37	75-01-4	
m&p-Xylene	**34.6**	ug/m3	3.0	0.24	1.68		04/24/14 19:37	179601-23-1	
o-Xylene	**9.6**	ug/m3	1.5	0.74	1.68		04/24/14 19:37	95-47-6	

REPORT OF LABORATORY ANALYSIS

This report shall not be reproduced, except in full,
without the written consent of Pace Analytical Services, Inc..

Pace Analytical Services, Inc.
1700 Elm Street - Suite 200
Minneapolis, MN 55414
(612)607-1700

ANALYTICAL RESULTS

Project: 60317420 St. Louis Park Inv.
Pace Project No.: 10263164

Sample: VP-207 **Lab ID: 10263164006** Collected: 04/10/14 11:45 Received: 04/11/14 14:05 Matrix: Air

Parameters	Results	Units	Report Limit	MDL	DF	Prepared	Analyzed	CAS No.	Qual
TO15 MSV AIR	Analytical Method: TO-15								
Acetone	**95.3**	ug/m3	0.81	0.40	1.68		04/24/14 19:59	67-64-1	
Benzene	**12.3**	ug/m3	0.55	0.20	1.68		04/24/14 19:59	71-43-2	
Benzyl chloride	ND	ug/m3	1.8	0.88	1.68		04/24/14 19:59	100-44-7	
Bromodichloromethane	ND	ug/m3	2.3	0.31	1.68		04/24/14 19:59	75-27-4	
Bromoform	ND	ug/m3	3.5	0.54	1.68		04/24/14 19:59	75-25-2	
Bromomethane	**43.8**	ug/m3	1.3	0.45	1.68		04/24/14 19:59	74-83-9	
1,3-Butadiene	ND	ug/m3	0.76	0.14	1.68		04/24/14 19:59	106-99-0	
2-Butanone (MEK)	**11.6**	ug/m3	1.0	0.50	1.68		04/24/14 19:59	78-93-3	
Carbon disulfide	**3.2**	ug/m3	1.1	0.12	1.68		04/24/14 19:59	75-15-0	
Carbon tetrachloride	ND	ug/m3	1.1	0.54	1.68		04/24/14 19:59	56-23-5	
Chlorobenzene	ND	ug/m3	1.6	0.18	1.68		04/24/14 19:59	108-90-7	
Chloroethane	ND	ug/m3	0.91	0.45	1.68		04/24/14 19:59	75-00-3	
Chloroform	ND	ug/m3	1.7	0.30	1.68		04/24/14 19:59	67-66-3	
Chloromethane	ND	ug/m3	0.71	0.32	1.68		04/24/14 19:59	74-87-3	
Cyclohexane	**17.7**	ug/m3	1.2	0.21	1.68		04/24/14 19:59	110-82-7	
Dibromochloromethane	ND	ug/m3	2.9	1.5	1.68		04/24/14 19:59	124-48-1	
1,2-Dibromoethane (EDB)	ND	ug/m3	2.6	0.39	1.68		04/24/14 19:59	106-93-4	
1,2-Dichlorobenzene	ND	ug/m3	2.0	0.24	1.68		04/24/14 19:59	95-50-1	
1,3-Dichlorobenzene	ND	ug/m3	2.0	0.39	1.68		04/24/14 19:59	541-73-1	
1,4-Dichlorobenzene	ND	ug/m3	2.0	0.33	1.68		04/24/14 19:59	106-46-7	
Dichlorodifluoromethane	**1.8**	ug/m3	1.7	0.18	1.68		04/24/14 19:59	75-71-8	
1,1-Dichloroethane	ND	ug/m3	1.4	0.24	1.68		04/24/14 19:59	75-34-3	
1,2-Dichloroethane	ND	ug/m3	0.69	0.20	1.68		04/24/14 19:59	107-06-2	
1,1-Dichloroethene	ND	ug/m3	1.4	0.17	1.68		04/24/14 19:59	75-35-4	
cis-1,2-Dichloroethene	ND	ug/m3	1.4	0.33	1.68		04/24/14 19:59	156-59-2	
trans-1,2-Dichloroethene	ND	ug/m3	1.4	0.27	1.68		04/24/14 19:59	156-60-5	
1,2-Dichloropropane	ND	ug/m3	1.6	0.26	1.68		04/24/14 19:59	78-87-5	
cis-1,3-Dichloropropene	ND	ug/m3	1.5	0.23	1.68		04/24/14 19:59	10061-01-5	
trans-1,3-Dichloropropene	ND	ug/m3	1.5	0.25	1.68		04/24/14 19:59	10061-02-6	
Dichlorotetrafluoroethane	ND	ug/m3	2.4	0.42	1.68		04/24/14 19:59	76-14-2	
Ethanol	**102**	ug/m3	0.64	0.32	1.68		04/24/14 19:59	64-17-5	
Ethyl acetate	ND	ug/m3	1.2	0.21	1.68		04/24/14 19:59	141-78-6	
Ethylbenzene	**7.3**	ug/m3	1.5	0.30	1.68		04/24/14 19:59	100-41-4	
4-Ethyltoluene	**2.6**	ug/m3	1.7	0.29	1.68		04/24/14 19:59	622-96-8	
n-Heptane	**17.3**	ug/m3	1.4	0.27	1.68		04/24/14 19:59	142-82-5	
Hexachloro-1,3-butadiene	ND	ug/m3	3.7	0.69	1.68		04/24/14 19:59	87-68-3	
n-Hexane	**39.6**	ug/m3	1.2	0.17	1.68		04/24/14 19:59	110-54-3	
2-Hexanone	**2.1**	ug/m3	1.4	0.36	1.68		04/24/14 19:59	591-78-6	
Methylene Chloride	ND	ug/m3	1.2	0.59	1.68		04/24/14 19:59	75-09-2	
4-Methyl-2-pentanone (MIBK)	**1.4**	ug/m3	1.4	0.29	1.68		04/24/14 19:59	108-10-1	
Methyl-tert-butyl ether	ND	ug/m3	1.2	0.15	1.68		04/24/14 19:59	1634-04-4	
Naphthalene	ND	ug/m3	1.8	0.90	1.68		04/24/14 19:59	91-20-3	
2-Propanol	**24.9**	ug/m3	0.84	0.16	1.68		04/24/14 19:59	67-63-0	
Propylene	ND	ug/m3	1.5	0.18	1.68		04/24/14 19:59	115-07-1	
Styrene	ND	ug/m3	1.5	0.23	1.68		04/24/14 19:59	100-42-5	
1,1,2,2-Tetrachloroethane	ND	ug/m3	1.2	0.39	1.68		04/24/14 19:59	79-34-5	

REPORT OF LABORATORY ANALYSIS

This report shall not be reproduced, except in full,
without the written consent of Pace Analytical Services, Inc..

Pace Analytical Services, Inc.
1700 Elm Street - Suite 200
Minneapolis, MN 55414
(612)607-1700

ANALYTICAL RESULTS

Project: 60317420 St. Louis Park Inv.
Pace Project No.: 10263164

Sample: VP-207 **Lab ID: 10263164006** Collected: 04/10/14 11:45 Received: 04/11/14 14:05 Matrix: Air

Parameters	Results	Units	Report Limit	MDL	DF	Prepared	Analyzed	CAS No.	Qual
TO15 MSV AIR	Analytical Method: TO-15								
Tetrachloroethene	**8.4**	ug/m3	1.2	0.32	1.68		04/24/14 19:59	127-18-4	
Tetrahydrofuran	ND	ug/m3	1.0	0.23	1.68		04/24/14 19:59	109-99-9	
Toluene	**21.8**	ug/m3	1.3	0.23	1.68		04/24/14 19:59	108-88-3	
1,2,4-Trichlorobenzene	ND	ug/m3	2.5	0.61	1.68		04/24/14 19:59	120-82-1	
1,1,1-Trichloroethane	ND	ug/m3	1.9	0.23	1.68		04/24/14 19:59	71-55-6	
1,1,2-Trichloroethane	**2.4**	ug/m3	0.92	0.41	1.68		04/24/14 19:59	79-00-5	
Trichloroethene	**4.5**	ug/m3	0.92	0.30	1.68		04/25/14 18:42	79-01-6	
Trichlorofluoromethane	ND	ug/m3	1.9	0.23	1.68		04/24/14 19:59	75-69-4	
1,1,2-Trichlorotrifluoroethane	ND	ug/m3	2.7	0.27	1.68		04/24/14 19:59	76-13-1	
1,2,4-Trimethylbenzene	**8.4**	ug/m3	1.7	0.20	1.68		04/24/14 19:59	95-63-6	
1,3,5-Trimethylbenzene	**2.5**	ug/m3	1.7	0.35	1.68		04/24/14 19:59	108-67-8	
Vinyl acetate	ND	ug/m3	1.2	0.58	1.68		04/24/14 19:59	108-05-4	
Vinyl chloride	ND	ug/m3	0.44	0.16	1.68		04/24/14 19:59	75-01-4	
m&p-Xylene	**29.9**	ug/m3	3.0	0.24	1.68		04/24/14 19:59	179601-23-1	
o-Xylene	**8.0**	ug/m3	1.5	0.74	1.68		04/24/14 19:59	95-47-6	

REPORT OF LABORATORY ANALYSIS

This report shall not be reproduced, except in full,
without the written consent of Pace Analytical Services, Inc..

Pace Analytical Services, Inc.
1700 Elm Street - Suite 200
Minneapolis, MN 55414
(612)607-1700

ANALYTICAL RESULTS

Project: 60317420 St. Louis Park Inv.
Pace Project No.: 10263164

Sample: VP-208 **Lab ID: 10263164007** Collected: 04/10/14 12:10 Received: 04/11/14 14:05 Matrix: Air

Parameters	Results	Units	Report Limit	MDL	DF	Prepared	Analyzed	CAS No.	Qual
TO15 MSV AIR	Analytical Method: TO-15								
Acetone	**99.9**	ug/m3	0.84	0.42	1.74		04/24/14 20:22	67-64-1	
Benzene	**16.8**	ug/m3	0.57	0.21	1.74		04/24/14 20:22	71-43-2	
Benzyl chloride	ND	ug/m3	1.8	0.92	1.74		04/24/14 20:22	100-44-7	
Bromodichloromethane	ND	ug/m3	2.4	0.32	1.74		04/24/14 20:22	75-27-4	
Bromoform	ND	ug/m3	3.7	0.56	1.74		04/24/14 20:22	75-25-2	
Bromomethane	ND	ug/m3	1.4	0.47	1.74		04/24/14 20:22	74-83-9	
1,3-Butadiene	ND	ug/m3	0.78	0.15	1.74		04/24/14 20:22	106-99-0	
2-Butanone (MEK)	**17.1**	ug/m3	1.0	0.52	1.74		04/24/14 20:22	78-93-3	
Carbon disulfide	**61.1**	ug/m3	1.1	0.13	1.74		04/24/14 20:22	75-15-0	
Carbon tetrachloride	ND	ug/m3	1.1	0.56	1.74		04/24/14 20:22	56-23-5	
Chlorobenzene	ND	ug/m3	1.6	0.18	1.74		04/24/14 20:22	108-90-7	
Chloroethane	ND	ug/m3	0.94	0.47	1.74		04/24/14 20:22	75-00-3	
Chloroform	ND	ug/m3	1.7	0.31	1.74		04/24/14 20:22	67-66-3	
Chloromethane	ND	ug/m3	0.73	0.33	1.74		04/24/14 20:22	74-87-3	
Cyclohexane	**26.5**	ug/m3	1.2	0.22	1.74		04/24/14 20:22	110-82-7	
Dibromochloromethane	ND	ug/m3	3.0	1.5	1.74		04/24/14 20:22	124-48-1	
1,2-Dibromoethane (EDB)	ND	ug/m3	2.7	0.41	1.74		04/24/14 20:22	106-93-4	
1,2-Dichlorobenzene	ND	ug/m3	2.1	0.25	1.74		04/24/14 20:22	95-50-1	
1,3-Dichlorobenzene	ND	ug/m3	2.1	0.40	1.74		04/24/14 20:22	541-73-1	
1,4-Dichlorobenzene	ND	ug/m3	2.1	0.34	1.74		04/24/14 20:22	106-46-7	
Dichlorodifluoromethane	ND	ug/m3	1.8	0.19	1.74		04/24/14 20:22	75-71-8	
1,1-Dichloroethane	ND	ug/m3	1.4	0.24	1.74		04/24/14 20:22	75-34-3	
1,2-Dichloroethane	ND	ug/m3	0.71	0.21	1.74		04/24/14 20:22	107-06-2	
1,1-Dichloroethene	ND	ug/m3	1.4	0.18	1.74		04/24/14 20:22	75-35-4	
cis-1,2-Dichloroethene	ND	ug/m3	1.4	0.34	1.74		04/24/14 20:22	156-59-2	
trans-1,2-Dichloroethene	ND	ug/m3	1.4	0.28	1.74		04/24/14 20:22	156-60-5	
1,2-Dichloropropane	ND	ug/m3	1.6	0.26	1.74		04/24/14 20:22	78-87-5	
cis-1,3-Dichloropropene	ND	ug/m3	1.6	0.24	1.74		04/24/14 20:22	10061-01-5	
trans-1,3-Dichloropropene	ND	ug/m3	1.6	0.26	1.74		04/24/14 20:22	10061-02-6	
Dichlorotetrafluoroethane	ND	ug/m3	2.5	0.43	1.74		04/24/14 20:22	76-14-2	
Ethanol	ND	ug/m3	0.66	0.33	1.74		04/24/14 20:22	64-17-5	
Ethyl acetate	ND	ug/m3	1.3	0.22	1.74		04/24/14 20:22	141-78-6	
Ethylbenzene	**7.3**	ug/m3	1.5	0.31	1.74		04/24/14 20:22	100-41-4	
4-Ethyltoluene	**2.7**	ug/m3	1.7	0.30	1.74		04/24/14 20:22	622-96-8	
n-Heptane	**32.5**	ug/m3	1.4	0.28	1.74		04/24/14 20:22	142-82-5	
Hexachloro-1,3-butadiene	ND	ug/m3	3.8	0.72	1.74		04/24/14 20:22	87-68-3	
n-Hexane	**59.7**	ug/m3	1.3	0.18	1.74		04/24/14 20:22	110-54-3	
2-Hexanone	**3.5**	ug/m3	1.4	0.37	1.74		04/24/14 20:22	591-78-6	
Methylene Chloride	ND	ug/m3	1.2	0.61	1.74		04/24/14 20:22	75-09-2	
4-Methyl-2-pentanone (MIBK)	**2.9**	ug/m3	1.4	0.30	1.74		04/24/14 20:22	108-10-1	
Methyl-tert-butyl ether	ND	ug/m3	1.3	0.15	1.74		04/24/14 20:22	1634-04-4	
Naphthalene	**3.5**	ug/m3	1.9	0.93	1.74		04/24/14 20:22	91-20-3	
2-Propanol	ND	ug/m3	0.87	0.16	1.74		04/24/14 20:22	67-63-0	
Propylene	ND	ug/m3	1.5	0.19	1.74		04/24/14 20:22	115-07-1	
Styrene	ND	ug/m3	1.5	0.23	1.74		04/24/14 20:22	100-42-5	
1,1,2,2-Tetrachloroethane	ND	ug/m3	1.2	0.41	1.74		04/24/14 20:22	79-34-5	

REPORT OF LABORATORY ANALYSIS

This report shall not be reproduced, except in full,
without the written consent of Pace Analytical Services, Inc..

Pace Analytical Services, Inc.
1700 Elm Street - Suite 200
Minneapolis, MN 55414
(612)607-1700

ANALYTICAL RESULTS

Project: 60317420 St. Louis Park Inv.
Pace Project No.: 10263164

Sample: VP-208 **Lab ID: 10263164007** Collected: 04/10/14 12:10 Received: 04/11/14 14:05 Matrix: Air

Parameters	Results	Units	Report Limit	MDL	DF	Prepared	Analyzed	CAS No.	Qual
TO15 MSV AIR	Analytical Method: TO-15								
Tetrachloroethene	ND	ug/m3	1.2	0.33	1.74		04/24/14 20:22	127-18-4	
Tetrahydrofuran	ND	ug/m3	1.0	0.24	1.74		04/24/14 20:22	109-99-9	
Toluene	**24.3**	ug/m3	1.3	0.23	1.74		04/24/14 20:22	108-88-3	
1,2,4-Trichlorobenzene	ND	ug/m3	2.6	0.63	1.74		04/24/14 20:22	120-82-1	
1,1,1-Trichloroethane	ND	ug/m3	1.9	0.24	1.74		04/24/14 20:22	71-55-6	
1,1,2-Trichloroethane	ND	ug/m3	0.96	0.42	1.74		04/24/14 20:22	79-00-5	
Trichloroethene	**1.5**	ug/m3	0.96	0.31	1.74		04/25/14 19:28	79-01-6	
Trichlorofluoromethane	ND	ug/m3	2.0	0.24	1.74		04/24/14 20:22	75-69-4	
1,1,2-Trichlorotrifluoroethane	ND	ug/m3	2.8	0.28	1.74		04/24/14 20:22	76-13-1	
1,2,4-Trimethylbenzene	**8.6**	ug/m3	1.7	0.21	1.74		04/24/14 20:22	95-63-6	
1,3,5-Trimethylbenzene	**2.8**	ug/m3	1.7	0.36	1.74		04/24/14 20:22	108-67-8	
Vinyl acetate	ND	ug/m3	1.2	0.61	1.74		04/24/14 20:22	108-05-4	
Vinyl chloride	ND	ug/m3	0.45	0.16	1.74		04/24/14 20:22	75-01-4	
m&p-Xylene	**27.0**	ug/m3	3.1	0.24	1.74		04/24/14 20:22	179601-23-1	
o-Xylene	**6.9**	ug/m3	1.5	0.77	1.74		04/24/14 20:22	95-47-6	

REPORT OF LABORATORY ANALYSIS

This report shall not be reproduced, except in full,
without the written consent of Pace Analytical Services, Inc..

Pace Analytical Services, Inc.
1700 Elm Street - Suite 200
Minneapolis, MN 55414
(612)607-1700

ANALYTICAL RESULTS

Project: 60317420 St. Louis Park Inv.
Pace Project No.: 10263164

Sample: VP-209 **Lab ID: 10263164008** Collected: 04/10/14 12:22 Received: 04/11/14 14:05 Matrix: Air

Parameters	Results	Units	Report Limit	MDL	DF	Prepared	Analyzed	CAS No.	Qual
TO15 MSV AIR	Analytical Method: TO-15								
Acetone	**59.6**	ug/m3	0.81	0.40	1.68		04/24/14 20:45	67-64-1	
Benzene	**10.7**	ug/m3	0.55	0.20	1.68		04/24/14 20:45	71-43-2	
Benzyl chloride	ND	ug/m3	1.8	0.88	1.68		04/24/14 20:45	100-44-7	
Bromodichloromethane	ND	ug/m3	2.3	0.31	1.68		04/24/14 20:45	75-27-4	
Bromoform	ND	ug/m3	3.5	0.54	1.68		04/24/14 20:45	75-25-2	
Bromomethane	ND	ug/m3	1.3	0.45	1.68		04/24/14 20:45	74-83-9	
1,3-Butadiene	**8.3**	ug/m3	0.76	0.14	1.68		04/24/14 20:45	106-99-0	
2-Butanone (MEK)	**10.9**	ug/m3	1.0	0.50	1.68		04/24/14 20:45	78-93-3	
Carbon disulfide	**1.8**	ug/m3	1.1	0.12	1.68		04/24/14 20:45	75-15-0	
Carbon tetrachloride	ND	ug/m3	1.1	0.54	1.68		04/24/14 20:45	56-23-5	
Chlorobenzene	ND	ug/m3	1.6	0.18	1.68		04/24/14 20:45	108-90-7	
Chloroethane	ND	ug/m3	0.91	0.45	1.68		04/24/14 20:45	75-00-3	
Chloroform	ND	ug/m3	1.7	0.30	1.68		04/24/14 20:45	67-66-3	
Chloromethane	ND	ug/m3	0.71	0.32	1.68		04/24/14 20:45	74-87-3	
Cyclohexane	**15.7**	ug/m3	1.2	0.21	1.68		04/24/14 20:45	110-82-7	
Dibromochloromethane	ND	ug/m3	2.9	1.5	1.68		04/24/14 20:45	124-48-1	
1,2-Dibromoethane (EDB)	ND	ug/m3	2.6	0.39	1.68		04/24/14 20:45	106-93-4	
1,2-Dichlorobenzene	ND	ug/m3	2.0	0.24	1.68		04/24/14 20:45	95-50-1	
1,3-Dichlorobenzene	ND	ug/m3	2.0	0.39	1.68		04/24/14 20:45	541-73-1	
1,4-Dichlorobenzene	ND	ug/m3	2.0	0.33	1.68		04/24/14 20:45	106-46-7	
Dichlorodifluoromethane	**1.8**	ug/m3	1.7	0.18	1.68		04/24/14 20:45	75-71-8	
1,1-Dichloroethane	ND	ug/m3	1.4	0.24	1.68		04/24/14 20:45	75-34-3	
1,2-Dichloroethane	ND	ug/m3	0.69	0.20	1.68		04/24/14 20:45	107-06-2	
1,1-Dichloroethene	ND	ug/m3	1.4	0.17	1.68		04/24/14 20:45	75-35-4	
cis-1,2-Dichloroethene	ND	ug/m3	1.4	0.33	1.68		04/24/14 20:45	156-59-2	
trans-1,2-Dichloroethene	ND	ug/m3	1.4	0.27	1.68		04/24/14 20:45	156-60-5	
1,2-Dichloropropane	ND	ug/m3	1.6	0.26	1.68		04/24/14 20:45	78-87-5	
cis-1,3-Dichloropropene	ND	ug/m3	1.5	0.23	1.68		04/24/14 20:45	10061-01-5	
trans-1,3-Dichloropropene	ND	ug/m3	1.5	0.25	1.68		04/24/14 20:45	10061-02-6	
Dichlorotetrafluoroethane	ND	ug/m3	2.4	0.42	1.68		04/24/14 20:45	76-14-2	
Ethanol	ND	ug/m3	0.64	0.32	1.68		04/24/14 20:45	64-17-5	
Ethyl acetate	ND	ug/m3	1.2	0.21	1.68		04/24/14 20:45	141-78-6	
Ethylbenzene	**4.2**	ug/m3	1.5	0.30	1.68		04/24/14 20:45	100-41-4	
4-Ethyltoluene	ND	ug/m3	1.7	0.29	1.68		04/24/14 20:45	622-96-8	
n-Heptane	**14.3**	ug/m3	1.4	0.27	1.68		04/24/14 20:45	142-82-5	
Hexachloro-1,3-butadiene	ND	ug/m3	3.7	0.69	1.68		04/24/14 20:45	87-68-3	
n-Hexane	**38.0**	ug/m3	1.2	0.17	1.68		04/24/14 20:45	110-54-3	
2-Hexanone	**2.4**	ug/m3	1.4	0.36	1.68		04/24/14 20:45	591-78-6	
Methylene Chloride	ND	ug/m3	1.2	0.59	1.68		04/24/14 20:45	75-09-2	
4-Methyl-2-pentanone (MIBK)	ND	ug/m3	1.4	0.29	1.68		04/24/14 20:45	108-10-1	
Methyl-tert-butyl ether	ND	ug/m3	1.2	0.15	1.68		04/24/14 20:45	1634-04-4	
Naphthalene	ND	ug/m3	1.8	0.90	1.68		04/24/14 20:45	91-20-3	
2-Propanol	ND	ug/m3	0.84	0.16	1.68		04/24/14 20:45	67-63-0	
Propylene	ND	ug/m3	1.5	0.18	1.68		04/24/14 20:45	115-07-1	
Styrene	ND	ug/m3	1.5	0.23	1.68		04/24/14 20:45	100-42-5	
1,1,2,2-Tetrachloroethane	ND	ug/m3	1.2	0.39	1.68		04/24/14 20:45	79-34-5	

REPORT OF LABORATORY ANALYSIS

This report shall not be reproduced, except in full,
without the written consent of Pace Analytical Services, Inc..

Pace Analytical Services, Inc.
1700 Elm Street - Suite 200
Minneapolis, MN 55414
(612)607-1700

ANALYTICAL RESULTS

Project: 60317420 St. Louis Park Inv.
Pace Project No.: 10263164

Sample: VP-209 **Lab ID: 10263164008** Collected: 04/10/14 12:22 Received: 04/11/14 14:05 Matrix: Air

Parameters	Results	Units	Report Limit	MDL	DF	Prepared	Analyzed	CAS No.	Qual
TO15 MSV AIR	Analytical Method: TO-15								
Tetrachloroethene	ND	ug/m3	1.2	0.32	1.68		04/24/14 20:45	127-18-4	
Tetrahydrofuran	ND	ug/m3	1.0	0.23	1.68		04/24/14 20:45	109-99-9	
Toluene	**17.2**	ug/m3	1.3	0.23	1.68		04/24/14 20:45	108-88-3	
1,2,4-Trichlorobenzene	ND	ug/m3	2.5	0.61	1.68		04/24/14 20:45	120-82-1	
1,1,1-Trichloroethane	ND	ug/m3	1.9	0.23	1.68		04/24/14 20:45	71-55-6	
1,1,2-Trichloroethane	ND	ug/m3	0.92	0.41	1.68		04/24/14 20:45	79-00-5	
Trichloroethene	ND	ug/m3	0.92	0.30	1.68		04/24/14 20:45	79-01-6	P8
Trichlorofluoromethane	ND	ug/m3	1.9	0.23	1.68		04/24/14 20:45	75-69-4	
1,1,2-Trichlorotrifluoroethane	ND	ug/m3	2.7	0.27	1.68		04/24/14 20:45	76-13-1	
1,2,4-Trimethylbenzene	**4.7**	ug/m3	1.7	0.20	1.68		04/24/14 20:45	95-63-6	
1,3,5-Trimethylbenzene	ND	ug/m3	1.7	0.35	1.68		04/24/14 20:45	108-67-8	
Vinyl acetate	ND	ug/m3	1.2	0.58	1.68		04/24/14 20:45	108-05-4	
Vinyl chloride	ND	ug/m3	0.44	0.16	1.68		04/24/14 20:45	75-01-4	
m&p-Xylene	**14.1**	ug/m3	3.0	0.24	1.68		04/24/14 20:45	179601-23-1	
o-Xylene	**4.2**	ug/m3	1.5	0.74	1.68		04/24/14 20:45	95-47-6	

REPORT OF LABORATORY ANALYSIS

This report shall not be reproduced, except in full,
without the written consent of Pace Analytical Services, Inc..

Pace Analytical Services, Inc.
1700 Elm Street - Suite 200
Minneapolis, MN 55414
(612)607-1700

ANALYTICAL RESULTS

Project: 60317420 St. Louis Park Inv.
Pace Project No.: 10263164

Sample: VP-210 **Lab ID: 10263164009** Collected: 04/10/14 12:35 Received: 04/11/14 14:05 Matrix: Air

Parameters	Results	Units	Report Limit	MDL	DF	Prepared	Analyzed	CAS No.	Qual
TO15 MSV AIR	Analytical Method: TO-15								
Acetone	**102**	ug/m3	0.81	0.40	1.68		04/24/14 21:07	67-64-1	
Benzene	**33.4**	ug/m3	0.55	0.20	1.68		04/24/14 21:07	71-43-2	
Benzyl chloride	ND	ug/m3	1.8	0.88	1.68		04/24/14 21:07	100-44-7	
Bromodichloromethane	ND	ug/m3	2.3	0.31	1.68		04/24/14 21:07	75-27-4	
Bromoform	ND	ug/m3	3.5	0.54	1.68		04/24/14 21:07	75-25-2	
Bromomethane	ND	ug/m3	1.3	0.45	1.68		04/24/14 21:07	74-83-9	
1,3-Butadiene	**24.3**	ug/m3	0.76	0.14	1.68		04/24/14 21:07	106-99-0	
2-Butanone (MEK)	ND	ug/m3	1.0	0.50	1.68		04/24/14 21:07	78-93-3	
Carbon disulfide	**2.9**	ug/m3	1.1	0.12	1.68		04/24/14 21:07	75-15-0	
Carbon tetrachloride	ND	ug/m3	1.1	0.54	1.68		04/24/14 21:07	56-23-5	
Chlorobenzene	ND	ug/m3	1.6	0.18	1.68		04/24/14 21:07	108-90-7	
Chloroethane	ND	ug/m3	0.91	0.45	1.68		04/24/14 21:07	75-00-3	
Chloroform	ND	ug/m3	1.7	0.30	1.68		04/24/14 21:07	67-66-3	
Chloromethane	ND	ug/m3	0.71	0.32	1.68		04/24/14 21:07	74-87-3	
Cyclohexane	**30.7**	ug/m3	1.2	0.21	1.68		04/24/14 21:07	110-82-7	
Dibromochloromethane	ND	ug/m3	2.9	1.5	1.68		04/24/14 21:07	124-48-1	
1,2-Dibromoethane (EDB)	ND	ug/m3	2.6	0.39	1.68		04/24/14 21:07	106-93-4	
1,2-Dichlorobenzene	ND	ug/m3	2.0	0.24	1.68		04/24/14 21:07	95-50-1	
1,3-Dichlorobenzene	ND	ug/m3	2.0	0.39	1.68		04/24/14 21:07	541-73-1	
1,4-Dichlorobenzene	ND	ug/m3	2.0	0.33	1.68		04/24/14 21:07	106-46-7	
Dichlorodifluoromethane	ND	ug/m3	1.7	0.18	1.68		04/24/14 21:07	75-71-8	
1,1-Dichloroethane	ND	ug/m3	1.4	0.24	1.68		04/24/14 21:07	75-34-3	
1,2-Dichloroethane	ND	ug/m3	0.69	0.20	1.68		04/24/14 21:07	107-06-2	
1,1-Dichloroethene	ND	ug/m3	1.4	0.17	1.68		04/24/14 21:07	75-35-4	
cis-1,2-Dichloroethene	ND	ug/m3	1.4	0.33	1.68		04/24/14 21:07	156-59-2	
trans-1,2-Dichloroethene	ND	ug/m3	1.4	0.27	1.68		04/24/14 21:07	156-60-5	
1,2-Dichloropropane	ND	ug/m3	1.6	0.26	1.68		04/24/14 21:07	78-87-5	
cis-1,3-Dichloropropene	ND	ug/m3	1.5	0.23	1.68		04/24/14 21:07	10061-01-5	
trans-1,3-Dichloropropene	ND	ug/m3	1.5	0.25	1.68		04/24/14 21:07	10061-02-6	
Dichlorotetrafluoroethane	ND	ug/m3	2.4	0.42	1.68		04/24/14 21:07	76-14-2	
Ethanol	ND	ug/m3	0.64	0.32	1.68		04/24/14 21:07	64-17-5	
Ethyl acetate	ND	ug/m3	1.2	0.21	1.68		04/24/14 21:07	141-78-6	
Ethylbenzene	**37.8**	ug/m3	1.5	0.30	1.68		04/24/14 21:07	100-41-4	
4-Ethyltoluene	**6.5**	ug/m3	1.7	0.29	1.68		04/24/14 21:07	622-96-8	
n-Heptane	**51.8**	ug/m3	1.4	0.27	1.68		04/24/14 21:07	142-82-5	
Hexachloro-1,3-butadiene	ND	ug/m3	3.7	0.69	1.68		04/24/14 21:07	87-68-3	
n-Hexane	**74.4**	ug/m3	1.2	0.17	1.68		04/24/14 21:07	110-54-3	
2-Hexanone	ND	ug/m3	1.4	0.36	1.68		04/24/14 21:07	591-78-6	
Methylene Chloride	ND	ug/m3	1.2	0.59	1.68		04/24/14 21:07	75-09-2	
4-Methyl-2-pentanone (MIBK)	**8.5**	ug/m3	1.4	0.29	1.68		04/24/14 21:07	108-10-1	
Methyl-tert-butyl ether	ND	ug/m3	1.2	0.15	1.68		04/24/14 21:07	1634-04-4	
Naphthalene	ND	ug/m3	1.8	0.90	1.68		04/24/14 21:07	91-20-3	
2-Propanol	ND	ug/m3	0.84	0.16	1.68		04/24/14 21:07	67-63-0	
Propylene	ND	ug/m3	1.5	0.18	1.68		04/24/14 21:07	115-07-1	
Styrene	ND	ug/m3	1.5	0.23	1.68		04/24/14 21:07	100-42-5	
1,1,2,2-Tetrachloroethane	ND	ug/m3	1.2	0.39	1.68		04/24/14 21:07	79-34-5	

REPORT OF LABORATORY ANALYSIS

This report shall not be reproduced, except in full,
without the written consent of Pace Analytical Services, Inc..

Pace Analytical Services, Inc.
1700 Elm Street - Suite 200
Minneapolis, MN 55414
(612)607-1700

ANALYTICAL RESULTS

Project: 60317420 St. Louis Park Inv.
Pace Project No.: 10263164

Sample: VP-210 **Lab ID: 10263164009** Collected: 04/10/14 12:35 Received: 04/11/14 14:05 Matrix: Air

Parameters	Results	Units	Report Limit	MDL	DF	Prepared	Analyzed	CAS No.	Qual
TO15 MSV AIR	Analytical Method: TO-15								
Tetrachloroethene	ND	ug/m3	1.2	0.32	1.68		04/24/14 21:07	127-18-4	
Tetrahydrofuran	ND	ug/m3	1.0	0.23	1.68		04/24/14 21:07	109-99-9	
Toluene	**63.9**	ug/m3	1.3	0.23	1.68		04/24/14 21:07	108-88-3	
1,2,4-Trichlorobenzene	ND	ug/m3	2.5	0.61	1.68		04/24/14 21:07	120-82-1	
1,1,1-Trichloroethane	ND	ug/m3	1.9	0.23	1.68		04/24/14 21:07	71-55-6	
1,1,2-Trichloroethane	ND	ug/m3	0.92	0.41	1.68		04/24/14 21:07	79-00-5	
Trichloroethene	**1.1**	ug/m3	0.92	0.30	1.68		04/25/14 20:18	79-01-6	
Trichlorofluoromethane	ND	ug/m3	1.9	0.23	1.68		04/24/14 21:07	75-69-4	
1,1,2-Trichlorotrifluoroethane	ND	ug/m3	2.7	0.27	1.68		04/24/14 21:07	76-13-1	
1,2,4-Trimethylbenzene	**18.9**	ug/m3	1.7	0.20	1.68		04/24/14 21:07	95-63-6	
1,3,5-Trimethylbenzene	**5.9**	ug/m3	1.7	0.35	1.68		04/24/14 21:07	108-67-8	
Vinyl acetate	ND	ug/m3	1.2	0.58	1.68		04/24/14 21:07	108-05-4	
Vinyl chloride	ND	ug/m3	0.44	0.16	1.68		04/24/14 21:07	75-01-4	
m&p-Xylene	**41.1**	ug/m3	3.0	0.24	1.68		04/24/14 21:07	179601-23-1	
o-Xylene	**12.9**	ug/m3	1.5	0.74	1.68		04/24/14 21:07	95-47-6	

REPORT OF LABORATORY ANALYSIS

This report shall not be reproduced, except in full,
without the written consent of Pace Analytical Services, Inc..

Pace Analytical Services, Inc.
1700 Elm Street - Suite 200
Minneapolis, MN 55414
(612)607-1700

ANALYTICAL RESULTS

Project: 60317420 St. Louis Park Inv.
Pace Project No.: 10263164

Sample: VP-211 **Lab ID: 10263164010** Collected: 04/10/14 12:50 Received: 04/11/14 14:05 Matrix: Air

Parameters	Results	Units	Report Limit	MDL	DF	Prepared	Analyzed	CAS No.	Qual
TO15 MSV AIR	Analytical Method: TO-15								
Acetone	**48.4**	ug/m3	0.81	0.40	1.68		04/24/14 21:30	67-64-1	
Benzene	**7.3**	ug/m3	0.55	0.20	1.68		04/24/14 21:30	71-43-2	
Benzyl chloride	ND	ug/m3	1.8	0.88	1.68		04/24/14 21:30	100-44-7	
Bromodichloromethane	ND	ug/m3	2.3	0.31	1.68		04/24/14 21:30	75-27-4	
Bromoform	ND	ug/m3	3.5	0.54	1.68		04/24/14 21:30	75-25-2	
Bromomethane	ND	ug/m3	1.3	0.45	1.68		04/24/14 21:30	74-83-9	
1,3-Butadiene	**7.1**	ug/m3	0.76	0.14	1.68		04/24/14 21:30	106-99-0	
2-Butanone (MEK)	**6.9**	ug/m3	1.0	0.50	1.68		04/24/14 21:30	78-93-3	
Carbon disulfide	ND	ug/m3	1.1	0.12	1.68		04/24/14 21:30	75-15-0	
Carbon tetrachloride	ND	ug/m3	1.1	0.54	1.68		04/24/14 21:30	56-23-5	
Chlorobenzene	ND	ug/m3	1.6	0.18	1.68		04/24/14 21:30	108-90-7	
Chloroethane	ND	ug/m3	0.91	0.45	1.68		04/24/14 21:30	75-00-3	
Chloroform	ND	ug/m3	1.7	0.30	1.68		04/24/14 21:30	67-66-3	
Chloromethane	ND	ug/m3	0.71	0.32	1.68		04/24/14 21:30	74-87-3	
Cyclohexane	**2.6**	ug/m3	1.2	0.21	1.68		04/24/14 21:30	110-82-7	
Dibromochloromethane	ND	ug/m3	2.9	1.5	1.68		04/24/14 21:30	124-48-1	
1,2-Dibromoethane (EDB)	ND	ug/m3	2.6	0.39	1.68		04/24/14 21:30	106-93-4	
1,2-Dichlorobenzene	ND	ug/m3	2.0	0.24	1.68		04/24/14 21:30	95-50-1	
1,3-Dichlorobenzene	ND	ug/m3	2.0	0.39	1.68		04/24/14 21:30	541-73-1	
1,4-Dichlorobenzene	ND	ug/m3	2.0	0.33	1.68		04/24/14 21:30	106-46-7	
Dichlorodifluoromethane	ND	ug/m3	1.7	0.18	1.68		04/24/14 21:30	75-71-8	
1,1-Dichloroethane	ND	ug/m3	1.4	0.24	1.68		04/24/14 21:30	75-34-3	
1,2-Dichloroethane	ND	ug/m3	0.69	0.20	1.68		04/24/14 21:30	107-06-2	
1,1-Dichloroethene	ND	ug/m3	1.4	0.17	1.68		04/24/14 21:30	75-35-4	
cis-1,2-Dichloroethene	ND	ug/m3	1.4	0.33	1.68		04/24/14 21:30	156-59-2	
trans-1,2-Dichloroethene	ND	ug/m3	1.4	0.27	1.68		04/24/14 21:30	156-60-5	
1,2-Dichloropropane	ND	ug/m3	1.6	0.26	1.68		04/24/14 21:30	78-87-5	
cis-1,3-Dichloropropene	ND	ug/m3	1.5	0.23	1.68		04/24/14 21:30	10061-01-5	
trans-1,3-Dichloropropene	ND	ug/m3	1.5	0.25	1.68		04/24/14 21:30	10061-02-6	
Dichlorotetrafluoroethane	ND	ug/m3	2.4	0.42	1.68		04/24/14 21:30	76-14-2	
Ethanol	**60.9**	ug/m3	0.64	0.32	1.68		04/24/14 21:30	64-17-5	
Ethyl acetate	**4.5**	ug/m3	1.2	0.21	1.68		04/24/14 21:30	141-78-6	
Ethylbenzene	**3.0**	ug/m3	1.5	0.30	1.68		04/24/14 21:30	100-41-4	
4-Ethyltoluene	**2.2**	ug/m3	1.7	0.29	1.68		04/24/14 21:30	622-96-8	
n-Heptane	**2.6**	ug/m3	1.4	0.27	1.68		04/24/14 21:30	142-82-5	
Hexachloro-1,3-butadiene	ND	ug/m3	3.7	0.69	1.68		04/24/14 21:30	87-68-3	
n-Hexane	**6.0**	ug/m3	1.2	0.17	1.68		04/24/14 21:30	110-54-3	
2-Hexanone	ND	ug/m3	1.4	0.36	1.68		04/24/14 21:30	591-78-6	
Methylene Chloride	**1.3**	ug/m3	1.2	0.59	1.68		04/24/14 21:30	75-09-2	
4-Methyl-2-pentanone (MIBK)	ND	ug/m3	1.4	0.29	1.68		04/24/14 21:30	108-10-1	
Methyl-tert-butyl ether	ND	ug/m3	1.2	0.15	1.68		04/24/14 21:30	1634-04-4	
Naphthalene	ND	ug/m3	1.8	0.90	1.68		04/24/14 21:30	91-20-3	
2-Propanol	ND	ug/m3	0.84	0.16	1.68		04/24/14 21:30	67-63-0	
Propylene	**42.9**	ug/m3	1.5	0.18	1.68		04/24/14 21:30	115-07-1	
Styrene	ND	ug/m3	1.5	0.23	1.68		04/24/14 21:30	100-42-5	
1,1,2,2-Tetrachloroethane	ND	ug/m3	1.2	0.39	1.68		04/24/14 21:30	79-34-5	

REPORT OF LABORATORY ANALYSIS

This report shall not be reproduced, except in full,
without the written consent of Pace Analytical Services, Inc..

Pace Analytical Services, Inc.
1700 Elm Street - Suite 200
Minneapolis, MN 55414
(612)607-1700

ANALYTICAL RESULTS

Project: 60317420 St. Louis Park Inv.
Pace Project No.: 10263164

Sample: VP-211 **Lab ID: 10263164010** Collected: 04/10/14 12:50 Received: 04/11/14 14:05 Matrix: Air

Parameters	Results	Units	Report Limit	MDL	DF	Prepared	Analyzed	CAS No.	Qual
TO15 MSV AIR	Analytical Method: TO-15								
Tetrachloroethene	ND	ug/m3	1.2	0.32	1.68		04/24/14 21:30	127-18-4	
Tetrahydrofuran	ND	ug/m3	1.0	0.23	1.68		04/24/14 21:30	109-99-9	
Toluene	**14.6**	ug/m3	1.3	0.23	1.68		04/24/14 21:30	108-88-3	
1,2,4-Trichlorobenzene	ND	ug/m3	2.5	0.61	1.68		04/24/14 21:30	120-82-1	
1,1,1-Trichloroethane	ND	ug/m3	1.9	0.23	1.68		04/24/14 21:30	71-55-6	
1,1,2-Trichloroethane	ND	ug/m3	0.92	0.41	1.68		04/24/14 21:30	79-00-5	
Trichloroethene	ND	ug/m3	0.92	0.30	1.68		04/24/14 21:30	79-01-6	P8
Trichlorofluoromethane	ND	ug/m3	1.9	0.23	1.68		04/24/14 21:30	75-69-4	
1,1,2-Trichlorotrifluoroethane	ND	ug/m3	2.7	0.27	1.68		04/24/14 21:30	76-13-1	
1,2,4-Trimethylbenzene	**8.0**	ug/m3	1.7	0.20	1.68		04/24/14 21:30	95-63-6	
1,3,5-Trimethylbenzene	**2.2**	ug/m3	1.7	0.35	1.68		04/24/14 21:30	108-67-8	
Vinyl acetate	ND	ug/m3	1.2	0.58	1.68		04/24/14 21:30	108-05-4	
Vinyl chloride	ND	ug/m3	0.44	0.16	1.68		04/24/14 21:30	75-01-4	
m&p-Xylene	**10.1**	ug/m3	3.0	0.24	1.68		04/24/14 21:30	179601-23-1	
o-Xylene	**3.1**	ug/m3	1.5	0.74	1.68		04/24/14 21:30	95-47-6	

REPORT OF LABORATORY ANALYSIS

This report shall not be reproduced, except in full,
without the written consent of Pace Analytical Services, Inc..

Pace Analytical Services, Inc.
1700 Elm Street - Suite 200
Minneapolis, MN 55414
(612)607-1700

ANALYTICAL RESULTS

Project: 60317420 St. Louis Park Inv.
Pace Project No.: 10263164

Sample: VP-211A **Lab ID: 10263164011** Collected: 04/10/14 12:55 Received: 04/11/14 14:05 Matrix: Air

Parameters	Results	Units	Report Limit	MDL	DF	Prepared	Analyzed	CAS No.	Qual
TO15 MSV AIR	Analytical Method: TO-15								
Acetone	**59.8**	ug/m3	0.84	0.42	1.74		04/24/14 21:53	67-64-1	
Benzene	**5.9**	ug/m3	0.57	0.21	1.74		04/24/14 21:53	71-43-2	
Benzyl chloride	ND	ug/m3	1.8	0.92	1.74		04/24/14 21:53	100-44-7	
Bromodichloromethane	ND	ug/m3	2.4	0.32	1.74		04/24/14 21:53	75-27-4	
Bromoform	ND	ug/m3	3.7	0.56	1.74		04/24/14 21:53	75-25-2	
Bromomethane	ND	ug/m3	1.4	0.47	1.74		04/24/14 21:53	74-83-9	
1,3-Butadiene	**5.2**	ug/m3	0.78	0.15	1.74		04/24/14 21:53	106-99-0	
2-Butanone (MEK)	**9.8**	ug/m3	1.0	0.52	1.74		04/24/14 21:53	78-93-3	
Carbon disulfide	ND	ug/m3	1.1	0.13	1.74		04/24/14 21:53	75-15-0	
Carbon tetrachloride	ND	ug/m3	1.1	0.56	1.74		04/24/14 21:53	56-23-5	
Chlorobenzene	ND	ug/m3	1.6	0.18	1.74		04/24/14 21:53	108-90-7	
Chloroethane	ND	ug/m3	0.94	0.47	1.74		04/24/14 21:53	75-00-3	
Chloroform	ND	ug/m3	1.7	0.31	1.74		04/24/14 21:53	67-66-3	
Chloromethane	ND	ug/m3	0.73	0.33	1.74		04/24/14 21:53	74-87-3	
Cyclohexane	**2.0**	ug/m3	1.2	0.22	1.74		04/24/14 21:53	110-82-7	
Dibromochloromethane	ND	ug/m3	3.0	1.5	1.74		04/24/14 21:53	124-48-1	
1,2-Dibromoethane (EDB)	ND	ug/m3	2.7	0.41	1.74		04/24/14 21:53	106-93-4	
1,2-Dichlorobenzene	ND	ug/m3	2.1	0.25	1.74		04/24/14 21:53	95-50-1	
1,3-Dichlorobenzene	ND	ug/m3	2.1	0.40	1.74		04/24/14 21:53	541-73-1	
1,4-Dichlorobenzene	ND	ug/m3	2.1	0.34	1.74		04/24/14 21:53	106-46-7	
Dichlorodifluoromethane	**2.0**	ug/m3	1.8	0.19	1.74		04/24/14 21:53	75-71-8	
1,1-Dichloroethane	ND	ug/m3	1.4	0.24	1.74		04/24/14 21:53	75-34-3	
1,2-Dichloroethane	ND	ug/m3	0.71	0.21	1.74		04/24/14 21:53	107-06-2	
1,1-Dichloroethene	ND	ug/m3	1.4	0.18	1.74		04/24/14 21:53	75-35-4	
cis-1,2-Dichloroethene	ND	ug/m3	1.4	0.34	1.74		04/24/14 21:53	156-59-2	
trans-1,2-Dichloroethene	ND	ug/m3	1.4	0.28	1.74		04/24/14 21:53	156-60-5	
1,2-Dichloropropane	ND	ug/m3	1.6	0.26	1.74		04/24/14 21:53	78-87-5	
cis-1,3-Dichloropropene	ND	ug/m3	1.6	0.24	1.74		04/24/14 21:53	10061-01-5	
trans-1,3-Dichloropropene	ND	ug/m3	1.6	0.26	1.74		04/24/14 21:53	10061-02-6	
Dichlorotetrafluoroethane	ND	ug/m3	2.5	0.43	1.74		04/24/14 21:53	76-14-2	
Ethanol	**63.9**	ug/m3	0.66	0.33	1.74		04/24/14 21:53	64-17-5	
Ethyl acetate	ND	ug/m3	1.3	0.22	1.74		04/24/14 21:53	141-78-6	
Ethylbenzene	**3.0**	ug/m3	1.5	0.31	1.74		04/24/14 21:53	100-41-4	
4-Ethyltoluene	**2.8**	ug/m3	1.7	0.30	1.74		04/24/14 21:53	622-96-8	
n-Heptane	**2.4**	ug/m3	1.4	0.28	1.74		04/24/14 21:53	142-82-5	
Hexachloro-1,3-butadiene	ND	ug/m3	3.8	0.72	1.74		04/24/14 21:53	87-68-3	
n-Hexane	**5.0**	ug/m3	1.3	0.18	1.74		04/24/14 21:53	110-54-3	
2-Hexanone	**1.6**	ug/m3	1.4	0.37	1.74		04/24/14 21:53	591-78-6	
Methylene Chloride	ND	ug/m3	1.2	0.61	1.74		04/24/14 21:53	75-09-2	
4-Methyl-2-pentanone (MIBK)	ND	ug/m3	1.4	0.30	1.74		04/24/14 21:53	108-10-1	
Methyl-tert-butyl ether	ND	ug/m3	1.3	0.15	1.74		04/24/14 21:53	1634-04-4	
Naphthalene	ND	ug/m3	1.9	0.93	1.74		04/24/14 21:53	91-20-3	
2-Propanol	ND	ug/m3	0.87	0.16	1.74		04/24/14 21:53	67-63-0	
Propylene	**31.5**	ug/m3	1.5	0.19	1.74		04/24/14 21:53	115-07-1	
Styrene	ND	ug/m3	1.5	0.23	1.74		04/24/14 21:53	100-42-5	
1,1,2,2-Tetrachloroethane	ND	ug/m3	1.2	0.41	1.74		04/24/14 21:53	79-34-5	

REPORT OF LABORATORY ANALYSIS

This report shall not be reproduced, except in full,
without the written consent of Pace Analytical Services, Inc..

Pace Analytical Services, Inc.
1700 Elm Street - Suite 200
Minneapolis, MN 55414
(612)607-1700

ANALYTICAL RESULTS

Project: 60317420 St. Louis Park Inv.
Pace Project No.: 10263164

Sample: VP-211A **Lab ID: 10263164011** Collected: 04/10/14 12:55 Received: 04/11/14 14:05 Matrix: Air

Parameters	Results	Units	Report Limit	MDL	DF	Prepared	Analyzed	CAS No.	Qual
TO15 MSV AIR	Analytical Method: TO-15								
Tetrachloroethene	ND	ug/m3	1.2	0.33	1.74		04/24/14 21:53	127-18-4	
Tetrahydrofuran	ND	ug/m3	1.0	0.24	1.74		04/24/14 21:53	109-99-9	
Toluene	**12.7**	ug/m3	1.3	0.23	1.74		04/24/14 21:53	108-88-3	
1,2,4-Trichlorobenzene	ND	ug/m3	2.6	0.63	1.74		04/24/14 21:53	120-82-1	
1,1,1-Trichloroethane	ND	ug/m3	1.9	0.24	1.74		04/24/14 21:53	71-55-6	
1,1,2-Trichloroethane	ND	ug/m3	0.96	0.42	1.74		04/24/14 21:53	79-00-5	
Trichloroethene	ND	ug/m3	0.96	0.31	1.74		04/24/14 21:53	79-01-6	P8
Trichlorofluoromethane	ND	ug/m3	2.0	0.24	1.74		04/24/14 21:53	75-69-4	
1,1,2-Trichlorotrifluoroethane	ND	ug/m3	2.8	0.28	1.74		04/24/14 21:53	76-13-1	
1,2,4-Trimethylbenzene	**10.5**	ug/m3	1.7	0.21	1.74		04/24/14 21:53	95-63-6	
1,3,5-Trimethylbenzene	**2.8**	ug/m3	1.7	0.36	1.74		04/24/14 21:53	108-67-8	
Vinyl acetate	ND	ug/m3	1.2	0.61	1.74		04/24/14 21:53	108-05-4	
Vinyl chloride	ND	ug/m3	0.45	0.16	1.74		04/24/14 21:53	75-01-4	
m&p-Xylene	**10.4**	ug/m3	3.1	0.24	1.74		04/24/14 21:53	179601-23-1	
o-Xylene	**3.7**	ug/m3	1.5	0.77	1.74		04/24/14 21:53	95-47-6	

REPORT OF LABORATORY ANALYSIS

This report shall not be reproduced, except in full,
without the written consent of Pace Analytical Services, Inc..

Pace Analytical Services, Inc.
1700 Elm Street - Suite 200
Minneapolis, MN 55414
(612)607-1700

ANALYTICAL RESULTS

Project: 60317420 St. Louis Park Inv.
Pace Project No.: 10263164

Sample: VP-212 **Lab ID: 10263164012** Collected: 04/10/14 13:10 Received: 04/11/14 14:05 Matrix: Air

Parameters	Results	Units	Report Limit	MDL	DF	Prepared	Analyzed	CAS No.	Qual
TO15 MSV AIR	Analytical Method: TO-15								
Acetone	**36.7**	ug/m3	0.81	0.40	1.68		04/24/14 22:16	67-64-1	
Benzene	**13.7**	ug/m3	0.55	0.20	1.68		04/24/14 22:16	71-43-2	
Benzyl chloride	ND	ug/m3	1.8	0.88	1.68		04/24/14 22:16	100-44-7	
Bromodichloromethane	ND	ug/m3	2.3	0.31	1.68		04/24/14 22:16	75-27-4	
Bromoform	ND	ug/m3	3.5	0.54	1.68		04/24/14 22:16	75-25-2	
Bromomethane	ND	ug/m3	1.3	0.45	1.68		04/24/14 22:16	74-83-9	
1,3-Butadiene	**8.7**	ug/m3	0.76	0.14	1.68		04/24/14 22:16	106-99-0	
2-Butanone (MEK)	ND	ug/m3	1.0	0.50	1.68		04/24/14 22:16	78-93-3	
Carbon disulfide	ND	ug/m3	1.1	0.12	1.68		04/24/14 22:16	75-15-0	
Carbon tetrachloride	ND	ug/m3	1.1	0.54	1.68		04/24/14 22:16	56-23-5	
Chlorobenzene	ND	ug/m3	1.6	0.18	1.68		04/24/14 22:16	108-90-7	
Chloroethane	ND	ug/m3	0.91	0.45	1.68		04/24/14 22:16	75-00-3	
Chloroform	ND	ug/m3	1.7	0.30	1.68		04/24/14 22:16	67-66-3	
Chloromethane	ND	ug/m3	0.71	0.32	1.68		04/24/14 22:16	74-87-3	
Cyclohexane	**10.5**	ug/m3	1.2	0.21	1.68		04/24/14 22:16	110-82-7	
Dibromochloromethane	ND	ug/m3	2.9	1.5	1.68		04/24/14 22:16	124-48-1	
1,2-Dibromoethane (EDB)	ND	ug/m3	2.6	0.39	1.68		04/24/14 22:16	106-93-4	
1,2-Dichlorobenzene	ND	ug/m3	2.0	0.24	1.68		04/24/14 22:16	95-50-1	
1,3-Dichlorobenzene	ND	ug/m3	2.0	0.39	1.68		04/24/14 22:16	541-73-1	
1,4-Dichlorobenzene	ND	ug/m3	2.0	0.33	1.68		04/24/14 22:16	106-46-7	
Dichlorodifluoromethane	**1.7**	ug/m3	1.7	0.18	1.68		04/24/14 22:16	75-71-8	
1,1-Dichloroethane	ND	ug/m3	1.4	0.24	1.68		04/24/14 22:16	75-34-3	
1,2-Dichloroethane	ND	ug/m3	0.69	0.20	1.68		04/24/14 22:16	107-06-2	
1,1-Dichloroethene	ND	ug/m3	1.4	0.17	1.68		04/24/14 22:16	75-35-4	
cis-1,2-Dichloroethene	ND	ug/m3	1.4	0.33	1.68		04/24/14 22:16	156-59-2	
trans-1,2-Dichloroethene	ND	ug/m3	1.4	0.27	1.68		04/24/14 22:16	156-60-5	
1,2-Dichloropropane	ND	ug/m3	1.6	0.26	1.68		04/24/14 22:16	78-87-5	
cis-1,3-Dichloropropene	ND	ug/m3	1.5	0.23	1.68		04/24/14 22:16	10061-01-5	
trans-1,3-Dichloropropene	ND	ug/m3	1.5	0.25	1.68		04/24/14 22:16	10061-02-6	
Dichlorotetrafluoroethane	ND	ug/m3	2.4	0.42	1.68		04/24/14 22:16	76-14-2	
Ethanol	**40.0**	ug/m3	0.64	0.32	1.68		04/24/14 22:16	64-17-5	
Ethyl acetate	ND	ug/m3	1.2	0.21	1.68		04/24/14 22:16	141-78-6	
Ethylbenzene	**4.3**	ug/m3	1.5	0.30	1.68		04/24/14 22:16	100-41-4	
4-Ethyltoluene	ND	ug/m3	1.7	0.29	1.68		04/24/14 22:16	622-96-8	
n-Heptane	**11.9**	ug/m3	1.4	0.27	1.68		04/24/14 22:16	142-82-5	
Hexachloro-1,3-butadiene	ND	ug/m3	3.7	0.69	1.68		04/24/14 22:16	87-68-3	
n-Hexane	**27.9**	ug/m3	1.2	0.17	1.68		04/24/14 22:16	110-54-3	
2-Hexanone	ND	ug/m3	1.4	0.36	1.68		04/24/14 22:16	591-78-6	
Methylene Chloride	ND	ug/m3	1.2	0.59	1.68		04/24/14 22:16	75-09-2	
4-Methyl-2-pentanone (MIBK)	ND	ug/m3	1.4	0.29	1.68		04/24/14 22:16	108-10-1	
Methyl-tert-butyl ether	ND	ug/m3	1.2	0.15	1.68		04/24/14 22:16	1634-04-4	
Naphthalene	ND	ug/m3	1.8	0.90	1.68		04/24/14 22:16	91-20-3	
2-Propanol	ND	ug/m3	0.84	0.16	1.68		04/24/14 22:16	67-63-0	
Propylene	**91.3**	ug/m3	1.5	0.18	1.68		04/24/14 22:16	115-07-1	
Styrene	ND	ug/m3	1.5	0.23	1.68		04/24/14 22:16	100-42-5	
1,1,2,2-Tetrachloroethane	ND	ug/m3	1.2	0.39	1.68		04/24/14 22:16	79-34-5	

REPORT OF LABORATORY ANALYSIS

This report shall not be reproduced, except in full,
without the written consent of Pace Analytical Services, Inc..

Pace Analytical Services, Inc.
1700 Elm Street - Suite 200
Minneapolis, MN 55414
(612)607-1700

ANALYTICAL RESULTS

Project: 60317420 St. Louis Park Inv.
Pace Project No.: 10263164

Sample: VP-212 **Lab ID: 10263164012** Collected: 04/10/14 13:10 Received: 04/11/14 14:05 Matrix: Air

Parameters	Results	Units	Report Limit	MDL	DF	Prepared	Analyzed	CAS No.	Qual
TO15 MSV AIR	Analytical Method: TO-15								
Tetrachloroethene	ND	ug/m3	1.2	0.32	1.68		04/24/14 22:16	127-18-4	
Tetrahydrofuran	ND	ug/m3	1.0	0.23	1.68		04/24/14 22:16	109-99-9	
Toluene	**26.0**	ug/m3	1.3	0.23	1.68		04/24/14 22:16	108-88-3	
1,2,4-Trichlorobenzene	ND	ug/m3	2.5	0.61	1.68		04/24/14 22:16	120-82-1	
1,1,1-Trichloroethane	ND	ug/m3	1.9	0.23	1.68		04/24/14 22:16	71-55-6	
1,1,2-Trichloroethane	ND	ug/m3	0.92	0.41	1.68		04/24/14 22:16	79-00-5	
Trichloroethene	ND	ug/m3	0.92	0.30	1.68		04/24/14 22:16	79-01-6	P8
Trichlorofluoromethane	ND	ug/m3	1.9	0.23	1.68		04/24/14 22:16	75-69-4	
1,1,2-Trichlorotrifluoroethane	ND	ug/m3	2.7	0.27	1.68		04/24/14 22:16	76-13-1	
1,2,4-Trimethylbenzene	**3.9**	ug/m3	1.7	0.20	1.68		04/24/14 22:16	95-63-6	
1,3,5-Trimethylbenzene	ND	ug/m3	1.7	0.35	1.68		04/24/14 22:16	108-67-8	
Vinyl acetate	ND	ug/m3	1.2	0.58	1.68		04/24/14 22:16	108-05-4	
Vinyl chloride	ND	ug/m3	0.44	0.16	1.68		04/24/14 22:16	75-01-4	
m&p-Xylene	**12.5**	ug/m3	3.0	0.24	1.68		04/24/14 22:16	179601-23-1	
o-Xylene	**3.7**	ug/m3	1.5	0.74	1.68		04/24/14 22:16	95-47-6	

REPORT OF LABORATORY ANALYSIS

This report shall not be reproduced, except in full,
without the written consent of Pace Analytical Services, Inc..

Pace Analytical Services, Inc.
1700 Elm Street - Suite 200
Minneapolis, MN 55414
(612)607-1700

ANALYTICAL RESULTS

Project: 60317420 St. Louis Park Inv.
Pace Project No.: 10263164

Sample: VP-213 **Lab ID: 10263164013** Collected: 04/11/14 09:28 Received: 04/11/14 14:05 Matrix: Air

Parameters	Results	Units	Report Limit	MDL	DF	Prepared	Analyzed	CAS No.	Qual
TO15 MSV AIR	Analytical Method: TO-15								
Acetone	**33.2**	ug/m3	0.81	0.40	1.68		04/25/14 19:13	67-64-1	
Benzene	**10.7**	ug/m3	0.55	0.20	1.68		04/25/14 19:13	71-43-2	
Benzyl chloride	ND	ug/m3	1.8	0.88	1.68		04/25/14 19:13	100-44-7	
Bromodichloromethane	ND	ug/m3	2.3	0.31	1.68		04/25/14 19:13	75-27-4	
Bromoform	ND	ug/m3	3.5	0.54	1.68		04/25/14 19:13	75-25-2	
Bromomethane	ND	ug/m3	1.3	0.45	1.68		04/25/14 19:13	74-83-9	
1,3-Butadiene	ND	ug/m3	0.76	0.14	1.68		04/25/14 19:13	106-99-0	
2-Butanone (MEK)	**8.6**	ug/m3	1.0	0.50	1.68		04/25/14 19:13	78-93-3	
Carbon disulfide	**5.4**	ug/m3	1.1	0.12	1.68		04/25/14 19:13	75-15-0	
Carbon tetrachloride	ND	ug/m3	1.1	0.54	1.68		04/25/14 19:13	56-23-5	
Chlorobenzene	ND	ug/m3	1.6	0.18	1.68		04/25/14 19:13	108-90-7	
Chloroethane	ND	ug/m3	0.91	0.45	1.68		04/25/14 19:13	75-00-3	
Chloroform	ND	ug/m3	1.7	0.30	1.68		04/25/14 19:13	67-66-3	
Chloromethane	ND	ug/m3	0.71	0.32	1.68		04/25/14 19:13	74-87-3	
Cyclohexane	**6.0**	ug/m3	1.2	0.21	1.68		04/25/14 19:13	110-82-7	
Dibromochloromethane	ND	ug/m3	2.9	1.5	1.68		04/25/14 19:13	124-48-1	
1,2-Dibromoethane (EDB)	ND	ug/m3	2.6	0.39	1.68		04/25/14 19:13	106-93-4	
1,2-Dichlorobenzene	ND	ug/m3	2.0	0.24	1.68		04/25/14 19:13	95-50-1	
1,3-Dichlorobenzene	ND	ug/m3	2.0	0.39	1.68		04/25/14 19:13	541-73-1	
1,4-Dichlorobenzene	ND	ug/m3	2.0	0.33	1.68		04/25/14 19:13	106-46-7	
Dichlorodifluoromethane	**1.9**	ug/m3	1.7	0.18	1.68		04/25/14 19:13	75-71-8	
1,1-Dichloroethane	ND	ug/m3	1.4	0.24	1.68		04/25/14 19:13	75-34-3	
1,2-Dichloroethane	ND	ug/m3	0.69	0.20	1.68		04/25/14 19:13	107-06-2	
1,1-Dichloroethene	ND	ug/m3	1.4	0.17	1.68		04/25/14 19:13	75-35-4	
cis-1,2-Dichloroethene	ND	ug/m3	1.4	0.33	1.68		04/25/14 19:13	156-59-2	
trans-1,2-Dichloroethene	ND	ug/m3	1.4	0.27	1.68		04/25/14 19:13	156-60-5	
1,2-Dichloropropane	ND	ug/m3	1.6	0.26	1.68		04/25/14 19:13	78-87-5	
cis-1,3-Dichloropropene	ND	ug/m3	1.5	0.23	1.68		04/25/14 19:13	10061-01-5	
trans-1,3-Dichloropropene	ND	ug/m3	1.5	0.25	1.68		04/25/14 19:13	10061-02-6	
Dichlorotetrafluoroethane	ND	ug/m3	2.4	0.42	1.68		04/25/14 19:13	76-14-2	
Ethanol	**37.3**	ug/m3	0.64	0.32	1.68		04/25/14 19:13	64-17-5	
Ethyl acetate	ND	ug/m3	1.2	0.21	1.68		04/25/14 19:13	141-78-6	
Ethylbenzene	**8.0**	ug/m3	1.5	0.30	1.68		04/25/14 19:13	100-41-4	
4-Ethyltoluene	ND	ug/m3	1.7	0.29	1.68		04/25/14 19:13	622-96-8	
n-Heptane	**8.0**	ug/m3	1.4	0.27	1.68		04/25/14 19:13	142-82-5	
Hexachloro-1,3-butadiene	ND	ug/m3	3.7	0.69	1.68		04/25/14 19:13	87-68-3	
n-Hexane	**16.0**	ug/m3	1.2	0.17	1.68		04/25/14 19:13	110-54-3	
2-Hexanone	ND	ug/m3	1.4	0.36	1.68		04/25/14 19:13	591-78-6	
Methylene Chloride	**10.9**	ug/m3	1.2	0.59	1.68		04/25/14 19:13	75-09-2	
4-Methyl-2-pentanone (MIBK)	ND	ug/m3	1.4	0.29	1.68		04/25/14 19:13	108-10-1	
Methyl-tert-butyl ether	ND	ug/m3	1.2	0.15	1.68		04/25/14 19:13	1634-04-4	
Naphthalene	ND	ug/m3	1.8	0.90	1.68		04/25/14 19:13	91-20-3	
2-Propanol	**26.6**	ug/m3	0.84	0.16	1.68		04/25/14 19:13	67-63-0	
Propylene	**56.5**	ug/m3	0.59	0.18	1.68		04/25/14 19:13	115-07-1	
Styrene	ND	ug/m3	3.6	0.23	1.68		04/25/14 19:13	100-42-5	
1,1,2,2-Tetrachloroethane	ND	ug/m3	1.2	0.39	1.68		04/25/14 19:13	79-34-5	

REPORT OF LABORATORY ANALYSIS

This report shall not be reproduced, except in full,
without the written consent of Pace Analytical Services, Inc..

Pace Analytical Services, Inc.
1700 Elm Street - Suite 200
Minneapolis, MN 55414
(612)607-1700

ANALYTICAL RESULTS

Project: 60317420 St. Louis Park Inv.
Pace Project No.: 10263164

Sample: VP-213 **Lab ID: 10263164013** Collected: 04/11/14 09:28 Received: 04/11/14 14:05 Matrix: Air

Parameters	Results	Units	Report Limit	MDL	DF	Prepared	Analyzed	CAS No.	Qual
TO15 MSV AIR	Analytical Method: TO-15								
Tetrachloroethene	ND	ug/m3	1.2	0.32	1.68		04/25/14 19:13	127-18-4	
Tetrahydrofuran	ND	ug/m3	1.0	0.23	1.68		04/25/14 19:13	109-99-9	
Toluene	**28.4**	ug/m3	1.3	0.23	1.68		04/25/14 19:13	108-88-3	
1,2,4-Trichlorobenzene	ND	ug/m3	2.5	0.61	1.68		04/25/14 19:13	120-82-1	
1,1,1-Trichloroethane	ND	ug/m3	1.9	0.23	1.68		04/25/14 19:13	71-55-6	
1,1,2-Trichloroethane	ND	ug/m3	0.92	0.41	1.68		04/25/14 19:13	79-00-5	
Trichloroethene	ND	ug/m3	0.92	0.30	1.68		04/25/14 19:13	79-01-6	
Trichlorofluoromethane	ND	ug/m3	1.9	0.23	1.68		04/25/14 19:13	75-69-4	
1,1,2-Trichlorotrifluoroethane	ND	ug/m3	2.7	0.27	1.68		04/25/14 19:13	76-13-1	
1,2,4-Trimethylbenzene	**4.3**	ug/m3	1.7	0.20	1.68		04/25/14 19:13	95-63-6	
1,3,5-Trimethylbenzene	ND	ug/m3	1.7	0.35	1.68		04/25/14 19:13	108-67-8	
Vinyl acetate	ND	ug/m3	1.2	0.58	1.68		04/25/14 19:13	108-05-4	
Vinyl chloride	ND	ug/m3	0.44	0.16	1.68		04/25/14 19:13	75-01-4	
m&p-Xylene	**28.7**	ug/m3	3.0	0.24	1.68		04/25/14 19:13	179601-23-1	
o-Xylene	**8.2**	ug/m3	1.5	0.74	1.68		04/25/14 19:13	95-47-6	

REPORT OF LABORATORY ANALYSIS

This report shall not be reproduced, except in full,
without the written consent of Pace Analytical Services, Inc..

Pace Analytical Services, Inc.
1700 Elm Street - Suite 200
Minneapolis, MN 55414
(612)607-1700

ANALYTICAL RESULTS

Project: 60317420 St. Louis Park Inv.
Pace Project No.: 10263164

Sample: VP-214 **Lab ID: 10263164014** Collected: 04/11/14 09:40 Received: 04/11/14 14:05 Matrix: Air

Parameters	Results	Units	Report Limit	MDL	DF	Prepared	Analyzed	CAS No.	Qual
TO15 MSV AIR	Analytical Method: TO-15								
Acetone	**50.8**	ug/m3	0.81	0.40	1.68		04/25/14 15:55	67-64-1	
Benzene	**8.2**	ug/m3	0.55	0.20	1.68		04/25/14 15:55	71-43-2	
Benzyl chloride	ND	ug/m3	1.8	0.88	1.68		04/25/14 15:55	100-44-7	
Bromodichloromethane	ND	ug/m3	2.3	0.31	1.68		04/25/14 15:55	75-27-4	
Bromoform	ND	ug/m3	3.5	0.54	1.68		04/25/14 15:55	75-25-2	
Bromomethane	ND	ug/m3	1.3	0.45	1.68		04/25/14 15:55	74-83-9	
1,3-Butadiene	ND	ug/m3	0.76	0.14	1.68		04/25/14 15:55	106-99-0	
2-Butanone (MEK)	**6.7**	ug/m3	1.0	0.50	1.68		04/25/14 15:55	78-93-3	
Carbon disulfide	**4.0**	ug/m3	1.1	0.12	1.68		04/25/14 15:55	75-15-0	
Carbon tetrachloride	ND	ug/m3	1.1	0.54	1.68		04/25/14 15:55	56-23-5	
Chlorobenzene	ND	ug/m3	1.6	0.18	1.68		04/25/14 15:55	108-90-7	
Chloroethane	ND	ug/m3	0.91	0.45	1.68		04/25/14 15:55	75-00-3	
Chloroform	ND	ug/m3	1.7	0.30	1.68		04/25/14 15:55	67-66-3	
Chloromethane	ND	ug/m3	0.71	0.32	1.68		04/25/14 15:55	74-87-3	
Cyclohexane	**7.4**	ug/m3	1.2	0.21	1.68		04/25/14 15:55	110-82-7	
Dibromochloromethane	ND	ug/m3	2.9	1.5	1.68		04/25/14 15:55	124-48-1	
1,2-Dibromoethane (EDB)	ND	ug/m3	2.6	0.39	1.68		04/25/14 15:55	106-93-4	
1,2-Dichlorobenzene	ND	ug/m3	2.0	0.24	1.68		04/25/14 15:55	95-50-1	
1,3-Dichlorobenzene	ND	ug/m3	2.0	0.39	1.68		04/25/14 15:55	541-73-1	
1,4-Dichlorobenzene	ND	ug/m3	2.0	0.33	1.68		04/25/14 15:55	106-46-7	
Dichlorodifluoromethane	**2.2**	ug/m3	1.7	0.18	1.68		04/25/14 15:55	75-71-8	
1,1-Dichloroethane	ND	ug/m3	1.4	0.24	1.68		04/25/14 15:55	75-34-3	
1,2-Dichloroethane	ND	ug/m3	0.69	0.20	1.68		04/25/14 15:55	107-06-2	
1,1-Dichloroethene	ND	ug/m3	1.4	0.17	1.68		04/25/14 15:55	75-35-4	
cis-1,2-Dichloroethene	ND	ug/m3	1.4	0.33	1.68		04/25/14 15:55	156-59-2	
trans-1,2-Dichloroethene	ND	ug/m3	1.4	0.27	1.68		04/25/14 15:55	156-60-5	
1,2-Dichloropropane	ND	ug/m3	1.6	0.26	1.68		04/25/14 15:55	78-87-5	
cis-1,3-Dichloropropene	ND	ug/m3	1.5	0.23	1.68		04/25/14 15:55	10061-01-5	
trans-1,3-Dichloropropene	ND	ug/m3	1.5	0.25	1.68		04/25/14 15:55	10061-02-6	
Dichlorotetrafluoroethane	ND	ug/m3	2.4	0.42	1.68		04/25/14 15:55	76-14-2	
Ethanol	**37.8**	ug/m3	0.64	0.32	1.68		04/25/14 15:55	64-17-5	
Ethyl acetate	**1.3**	ug/m3	1.2	0.21	1.68		04/25/14 15:55	141-78-6	
Ethylbenzene	**7.2**	ug/m3	1.5	0.30	1.68		04/25/14 15:55	100-41-4	
4-Ethyltoluene	ND	ug/m3	1.7	0.29	1.68		04/25/14 15:55	622-96-8	
n-Heptane	**8.5**	ug/m3	1.4	0.27	1.68		04/25/14 15:55	142-82-5	
Hexachloro-1,3-butadiene	ND	ug/m3	3.7	0.69	1.68		04/25/14 15:55	87-68-3	
n-Hexane	**20.9**	ug/m3	1.2	0.17	1.68		04/25/14 15:55	110-54-3	
2-Hexanone	ND	ug/m3	1.4	0.36	1.68		04/25/14 15:55	591-78-6	
Methylene Chloride	**21.6**	ug/m3	1.2	0.59	1.68		04/25/14 15:55	75-09-2	
4-Methyl-2-pentanone (MIBK)	ND	ug/m3	1.4	0.29	1.68		04/25/14 15:55	108-10-1	
Methyl-tert-butyl ether	ND	ug/m3	1.2	0.15	1.68		04/25/14 15:55	1634-04-4	
Naphthalene	**2.2**	ug/m3	1.8	0.90	1.68		04/25/14 15:55	91-20-3	
2-Propanol	**29.8**	ug/m3	0.84	0.16	1.68		04/25/14 15:55	67-63-0	
Propylene	**99.8**	ug/m3	0.59	0.18	1.68		04/25/14 15:55	115-07-1	E
Styrene	ND	ug/m3	3.6	0.23	1.68		04/25/14 15:55	100-42-5	
1,1,2,2-Tetrachloroethane	ND	ug/m3	1.2	0.39	1.68		04/25/14 15:55	79-34-5	

REPORT OF LABORATORY ANALYSIS

This report shall not be reproduced, except in full,
without the written consent of Pace Analytical Services, Inc..

Pace Analytical Services, Inc.
1700 Elm Street - Suite 200
Minneapolis, MN 55414
(612)607-1700

ANALYTICAL RESULTS

Project: 60317420 St. Louis Park Inv.
Pace Project No.: 10263164

Sample: VP-214 **Lab ID: 10263164014** Collected: 04/11/14 09:40 Received: 04/11/14 14:05 Matrix: Air

Parameters	Results	Units	Report Limit	MDL	DF	Prepared	Analyzed	CAS No.	Qual
TO15 MSV AIR	Analytical Method: TO-15								
Tetrachloroethene	ND	ug/m3	1.2	0.32	1.68		04/25/14 15:55	127-18-4	
Tetrahydrofuran	ND	ug/m3	1.0	0.23	1.68		04/25/14 15:55	109-99-9	
Toluene	**26.5**	ug/m3	1.3	0.23	1.68		04/25/14 15:55	108-88-3	
1,2,4-Trichlorobenzene	ND	ug/m3	2.5	0.61	1.68		04/25/14 15:55	120-82-1	
1,1,1-Trichloroethane	ND	ug/m3	1.9	0.23	1.68		04/25/14 15:55	71-55-6	
1,1,2-Trichloroethane	ND	ug/m3	0.92	0.41	1.68		04/25/14 15:55	79-00-5	
Trichloroethene	ND	ug/m3	0.92	0.30	1.68		04/25/14 15:55	79-01-6	
Trichlorofluoromethane	ND	ug/m3	1.9	0.23	1.68		04/25/14 15:55	75-69-4	
1,1,2-Trichlorotrifluoroethane	ND	ug/m3	2.7	0.27	1.68		04/25/14 15:55	76-13-1	
1,2,4-Trimethylbenzene	**4.3**	ug/m3	1.7	0.20	1.68		04/25/14 15:55	95-63-6	
1,3,5-Trimethylbenzene	ND	ug/m3	1.7	0.35	1.68		04/25/14 15:55	108-67-8	
Vinyl acetate	ND	ug/m3	1.2	0.58	1.68		04/25/14 15:55	108-05-4	
Vinyl chloride	ND	ug/m3	0.44	0.16	1.68		04/25/14 15:55	75-01-4	
m&p-Xylene	**28.4**	ug/m3	3.0	0.24	1.68		04/25/14 15:55	179601-23-1	
o-Xylene	**7.6**	ug/m3	1.5	0.74	1.68		04/25/14 15:55	95-47-6	

REPORT OF LABORATORY ANALYSIS

This report shall not be reproduced, except in full,
without the written consent of Pace Analytical Services, Inc..

Pace Analytical Services, Inc.
1700 Elm Street - Suite 200
Minneapolis, MN 55414
(612)607-1700

ANALYTICAL RESULTS

Project: 60317420 St. Louis Park Inv.
Pace Project No.: 10263164

Sample: VP-215 **Lab ID: 10263164015** Collected: 04/11/14 09:54 Received: 04/11/14 14:05 Matrix: Air

Parameters	Results	Units	Report Limit	MDL	DF	Prepared	Analyzed	CAS No.	Qual
TO15 MSV AIR	Analytical Method: TO-15								
Acetone	**26.4**	ug/m3	0.81	0.40	1.68		04/25/14 13:59	67-64-1	
Benzene	**6.8**	ug/m3	0.55	0.20	1.68		04/25/14 13:59	71-43-2	
Benzyl chloride	ND	ug/m3	1.8	0.88	1.68		04/25/14 13:59	100-44-7	
Bromodichloromethane	ND	ug/m3	2.3	0.31	1.68		04/25/14 13:59	75-27-4	
Bromoform	ND	ug/m3	3.5	0.54	1.68		04/25/14 13:59	75-25-2	
Bromomethane	ND	ug/m3	1.3	0.45	1.68		04/25/14 13:59	74-83-9	
1,3-Butadiene	ND	ug/m3	0.76	0.14	1.68		04/25/14 13:59	106-99-0	
2-Butanone (MEK)	**6.1**	ug/m3	1.0	0.50	1.68		04/25/14 13:59	78-93-3	
Carbon disulfide	**3.0**	ug/m3	1.1	0.12	1.68		04/25/14 13:59	75-15-0	
Carbon tetrachloride	ND	ug/m3	1.1	0.54	1.68		04/25/14 13:59	56-23-5	
Chlorobenzene	ND	ug/m3	1.6	0.18	1.68		04/25/14 13:59	108-90-7	
Chloroethane	ND	ug/m3	0.91	0.45	1.68		04/25/14 13:59	75-00-3	
Chloroform	ND	ug/m3	1.7	0.30	1.68		04/25/14 13:59	67-66-3	
Chloromethane	ND	ug/m3	0.71	0.32	1.68		04/25/14 13:59	74-87-3	
Cyclohexane	**7.7**	ug/m3	1.2	0.21	1.68		04/25/14 13:59	110-82-7	
Dibromochloromethane	ND	ug/m3	2.9	1.5	1.68		04/25/14 13:59	124-48-1	
1,2-Dibromoethane (EDB)	ND	ug/m3	2.6	0.39	1.68		04/25/14 13:59	106-93-4	
1,2-Dichlorobenzene	ND	ug/m3	2.0	0.24	1.68		04/25/14 13:59	95-50-1	
1,3-Dichlorobenzene	ND	ug/m3	2.0	0.39	1.68		04/25/14 13:59	541-73-1	
1,4-Dichlorobenzene	ND	ug/m3	2.0	0.33	1.68		04/25/14 13:59	106-46-7	
Dichlorodifluoromethane	**2.2**	ug/m3	1.7	0.18	1.68		04/25/14 13:59	75-71-8	
1,1-Dichloroethane	ND	ug/m3	1.4	0.24	1.68		04/25/14 13:59	75-34-3	
1,2-Dichloroethane	ND	ug/m3	0.69	0.20	1.68		04/25/14 13:59	107-06-2	
1,1-Dichloroethene	ND	ug/m3	1.4	0.17	1.68		04/25/14 13:59	75-35-4	
cis-1,2-Dichloroethene	ND	ug/m3	1.4	0.33	1.68		04/25/14 13:59	156-59-2	
trans-1,2-Dichloroethene	ND	ug/m3	1.4	0.27	1.68		04/25/14 13:59	156-60-5	
1,2-Dichloropropane	ND	ug/m3	1.6	0.26	1.68		04/25/14 13:59	78-87-5	
cis-1,3-Dichloropropene	ND	ug/m3	1.5	0.23	1.68		04/25/14 13:59	10061-01-5	
trans-1,3-Dichloropropene	ND	ug/m3	1.5	0.25	1.68		04/25/14 13:59	10061-02-6	
Dichlorotetrafluoroethane	ND	ug/m3	2.4	0.42	1.68		04/25/14 13:59	76-14-2	
Ethanol	**28.1**	ug/m3	0.64	0.32	1.68		04/25/14 13:59	64-17-5	
Ethyl acetate	ND	ug/m3	1.2	0.21	1.68		04/25/14 13:59	141-78-6	
Ethylbenzene	**3.7**	ug/m3	1.5	0.30	1.68		04/25/14 13:59	100-41-4	
4-Ethyltoluene	ND	ug/m3	1.7	0.29	1.68		04/25/14 13:59	622-96-8	
n-Heptane	**7.6**	ug/m3	1.4	0.27	1.68		04/25/14 13:59	142-82-5	
Hexachloro-1,3-butadiene	ND	ug/m3	3.7	0.69	1.68		04/25/14 13:59	87-68-3	
n-Hexane	**44.5**	ug/m3	1.2	0.17	1.68		04/25/14 13:59	110-54-3	
2-Hexanone	**1.4**	ug/m3	1.4	0.36	1.68		04/25/14 13:59	591-78-6	
Methylene Chloride	**7.2**	ug/m3	1.2	0.59	1.68		04/25/14 13:59	75-09-2	
4-Methyl-2-pentanone (MIBK)	ND	ug/m3	1.4	0.29	1.68		04/25/14 13:59	108-10-1	
Methyl-tert-butyl ether	ND	ug/m3	1.2	0.15	1.68		04/25/14 13:59	1634-04-4	
Naphthalene	ND	ug/m3	1.8	0.90	1.68		04/25/14 13:59	91-20-3	
2-Propanol	ND	ug/m3	0.84	0.16	1.68		04/25/14 13:59	67-63-0	
Propylene	**197**	ug/m3	0.59	0.18	1.68		04/25/14 13:59	115-07-1	E
Styrene	ND	ug/m3	3.6	0.23	1.68		04/25/14 13:59	100-42-5	
1,1,2,2-Tetrachloroethane	ND	ug/m3	1.2	0.39	1.68		04/25/14 13:59	79-34-5	

REPORT OF LABORATORY ANALYSIS

This report shall not be reproduced, except in full,
without the written consent of Pace Analytical Services, Inc..

Pace Analytical Services, Inc.
1700 Elm Street - Suite 200
Minneapolis, MN 55414
(612)607-1700

ANALYTICAL RESULTS

Project: 60317420 St. Louis Park Inv.
Pace Project No.: 10263164

Sample: VP-215 **Lab ID: 10263164015** Collected: 04/11/14 09:54 Received: 04/11/14 14:05 Matrix: Air

Parameters	Results	Units	Report Limit	MDL	DF	Prepared	Analyzed	CAS No.	Qual
TO15 MSV AIR	Analytical Method: TO-15								
Tetrachloroethene	**1.4**	ug/m3	1.2	0.32	1.68		04/25/14 13:59	127-18-4	
Tetrahydrofuran	ND	ug/m3	1.0	0.23	1.68		04/25/14 13:59	109-99-9	
Toluene	**23.7**	ug/m3	1.3	0.23	1.68		04/25/14 13:59	108-88-3	
1,2,4-Trichlorobenzene	ND	ug/m3	2.5	0.61	1.68		04/25/14 13:59	120-82-1	
1,1,1-Trichloroethane	ND	ug/m3	1.9	0.23	1.68		04/25/14 13:59	71-55-6	
1,1,2-Trichloroethane	ND	ug/m3	0.92	0.41	1.68		04/25/14 13:59	79-00-5	
Trichloroethene	ND	ug/m3	0.92	0.30	1.68		04/25/14 13:59	79-01-6	
Trichlorofluoromethane	ND	ug/m3	1.9	0.23	1.68		04/25/14 13:59	75-69-4	
1,1,2-Trichlorotrifluoroethane	ND	ug/m3	2.7	0.27	1.68		04/25/14 13:59	76-13-1	
1,2,4-Trimethylbenzene	**2.1**	ug/m3	1.7	0.20	1.68		04/25/14 13:59	95-63-6	
1,3,5-Trimethylbenzene	ND	ug/m3	1.7	0.35	1.68		04/25/14 13:59	108-67-8	
Vinyl acetate	ND	ug/m3	1.2	0.58	1.68		04/25/14 13:59	108-05-4	
Vinyl chloride	ND	ug/m3	0.44	0.16	1.68		04/25/14 13:59	75-01-4	
m&p-Xylene	**12.6**	ug/m3	3.0	0.24	1.68		04/25/14 13:59	179601-23-1	
o-Xylene	**3.7**	ug/m3	1.5	0.74	1.68		04/25/14 13:59	95-47-6	

REPORT OF LABORATORY ANALYSIS

This report shall not be reproduced, except in full,
without the written consent of Pace Analytical Services, Inc..

Pace Analytical Services, Inc.
1700 Elm Street - Suite 200
Minneapolis, MN 55414
(612)607-1700

ANALYTICAL RESULTS

Project: 60317420 St. Louis Park Inv.
Pace Project No.: 10263164

Sample: VP-216 **Lab ID: 10263164016** Collected: 04/11/14 10:04 Received: 04/11/14 14:05 Matrix: Air

Parameters	Results	Units	Report Limit	MDL	DF	Prepared	Analyzed	CAS No.	Qual
TO15 MSV AIR	Analytical Method: TO-15								
Acetone	**38.1**	ug/m3	0.81	0.40	1.68		04/25/14 15:27	67-64-1	
Benzene	**1.8**	ug/m3	0.55	0.20	1.68		04/25/14 15:27	71-43-2	
Benzyl chloride	ND	ug/m3	1.8	0.88	1.68		04/25/14 15:27	100-44-7	
Bromodichloromethane	ND	ug/m3	2.3	0.31	1.68		04/25/14 15:27	75-27-4	
Bromoform	ND	ug/m3	3.5	0.54	1.68		04/25/14 15:27	75-25-2	
Bromomethane	ND	ug/m3	1.3	0.45	1.68		04/25/14 15:27	74-83-9	
1,3-Butadiene	ND	ug/m3	0.76	0.14	1.68		04/25/14 15:27	106-99-0	
2-Butanone (MEK)	**1.5**	ug/m3	1.0	0.50	1.68		04/25/14 15:27	78-93-3	
Carbon disulfide	ND	ug/m3	1.1	0.12	1.68		04/25/14 15:27	75-15-0	
Carbon tetrachloride	ND	ug/m3	1.1	0.54	1.68		04/25/14 15:27	56-23-5	
Chlorobenzene	ND	ug/m3	1.6	0.18	1.68		04/25/14 15:27	108-90-7	
Chloroethane	ND	ug/m3	0.91	0.45	1.68		04/25/14 15:27	75-00-3	
Chloroform	ND	ug/m3	1.7	0.30	1.68		04/25/14 15:27	67-66-3	
Chloromethane	**1.4**	ug/m3	0.71	0.32	1.68		04/25/14 15:27	74-87-3	
Cyclohexane	**1.5**	ug/m3	1.2	0.21	1.68		04/25/14 15:27	110-82-7	
Dibromochloromethane	ND	ug/m3	2.9	1.5	1.68		04/25/14 15:27	124-48-1	
1,2-Dibromoethane (EDB)	ND	ug/m3	2.6	0.39	1.68		04/25/14 15:27	106-93-4	
1,2-Dichlorobenzene	ND	ug/m3	2.0	0.24	1.68		04/25/14 15:27	95-50-1	
1,3-Dichlorobenzene	ND	ug/m3	2.0	0.39	1.68		04/25/14 15:27	541-73-1	
1,4-Dichlorobenzene	ND	ug/m3	2.0	0.33	1.68		04/25/14 15:27	106-46-7	
Dichlorodifluoromethane	**3.5**	ug/m3	1.7	0.18	1.68		04/25/14 15:27	75-71-8	
1,1-Dichloroethane	ND	ug/m3	1.4	0.24	1.68		04/25/14 15:27	75-34-3	
1,2-Dichloroethane	ND	ug/m3	0.69	0.20	1.68		04/25/14 15:27	107-06-2	
1,1-Dichloroethene	ND	ug/m3	1.4	0.17	1.68		04/25/14 15:27	75-35-4	
cis-1,2-Dichloroethene	ND	ug/m3	1.4	0.33	1.68		04/25/14 15:27	156-59-2	
trans-1,2-Dichloroethene	ND	ug/m3	1.4	0.27	1.68		04/25/14 15:27	156-60-5	
1,2-Dichloropropane	ND	ug/m3	1.6	0.26	1.68		04/25/14 15:27	78-87-5	
cis-1,3-Dichloropropene	ND	ug/m3	1.5	0.23	1.68		04/25/14 15:27	10061-01-5	
trans-1,3-Dichloropropene	ND	ug/m3	1.5	0.25	1.68		04/25/14 15:27	10061-02-6	
Dichlorotetrafluoroethane	ND	ug/m3	2.4	0.42	1.68		04/25/14 15:27	76-14-2	
Ethanol	**11.8**	ug/m3	0.64	0.32	1.68		04/25/14 15:27	64-17-5	
Ethyl acetate	ND	ug/m3	1.2	0.21	1.68		04/25/14 15:27	141-78-6	
Ethylbenzene	ND	ug/m3	1.5	0.30	1.68		04/25/14 15:27	100-41-4	
4-Ethyltoluene	ND	ug/m3	1.7	0.29	1.68		04/25/14 15:27	622-96-8	
n-Heptane	**2.4**	ug/m3	1.4	0.27	1.68		04/25/14 15:27	142-82-5	
Hexachloro-1,3-butadiene	ND	ug/m3	3.7	0.69	1.68		04/25/14 15:27	87-68-3	
n-Hexane	**19.2**	ug/m3	1.2	0.17	1.68		04/25/14 15:27	110-54-3	
2-Hexanone	ND	ug/m3	1.4	0.36	1.68		04/25/14 15:27	591-78-6	
Methylene Chloride	**128**	ug/m3	2.0	1.0	2.82		04/26/14 13:37	75-09-2	
4-Methyl-2-pentanone (MIBK)	ND	ug/m3	1.4	0.29	1.68		04/25/14 15:27	108-10-1	
Methyl-tert-butyl ether	ND	ug/m3	1.2	0.15	1.68		04/25/14 15:27	1634-04-4	
Naphthalene	ND	ug/m3	1.8	0.90	1.68		04/25/14 15:27	91-20-3	
2-Propanol	ND	ug/m3	0.84	0.16	1.68		04/25/14 15:27	67-63-0	
Propylene	**21.3**	ug/m3	0.59	0.18	1.68		04/25/14 15:27	115-07-1	
Styrene	ND	ug/m3	3.6	0.23	1.68		04/25/14 15:27	100-42-5	
1,1,2,2-Tetrachloroethane	ND	ug/m3	1.2	0.39	1.68		04/25/14 15:27	79-34-5	

REPORT OF LABORATORY ANALYSIS

This report shall not be reproduced, except in full,
without the written consent of Pace Analytical Services, Inc..

Pace Analytical Services, Inc.
1700 Elm Street - Suite 200
Minneapolis, MN 55414
(612)607-1700

ANALYTICAL RESULTS

Project: 60317420 St. Louis Park Inv.
Pace Project No.: 10263164

Sample: VP-216 **Lab ID: 10263164016** Collected: 04/11/14 10:04 Received: 04/11/14 14:05 Matrix: Air

Parameters	Results	Units	Report Limit	MDL	DF	Prepared	Analyzed	CAS No.	Qual
TO15 MSV AIR	Analytical Method: TO-15								
Tetrachloroethene	ND	ug/m3	1.2	0.32	1.68		04/25/14 15:27	127-18-4	
Tetrahydrofuran	ND	ug/m3	1.0	0.23	1.68		04/25/14 15:27	109-99-9	
Toluene	**27.5**	ug/m3	1.3	0.23	1.68		04/25/14 15:27	108-88-3	
1,2,4-Trichlorobenzene	ND	ug/m3	2.5	0.61	1.68		04/25/14 15:27	120-82-1	
1,1,1-Trichloroethane	ND	ug/m3	1.9	0.23	1.68		04/25/14 15:27	71-55-6	
1,1,2-Trichloroethane	ND	ug/m3	0.92	0.41	1.68		04/25/14 15:27	79-00-5	
Trichloroethene	ND	ug/m3	0.92	0.30	1.68		04/25/14 15:27	79-01-6	
Trichlorofluoromethane	ND	ug/m3	1.9	0.23	1.68		04/25/14 15:27	75-69-4	
1,1,2-Trichlorotrifluoroethane	ND	ug/m3	2.7	0.27	1.68		04/25/14 15:27	76-13-1	
1,2,4-Trimethylbenzene	ND	ug/m3	1.7	0.20	1.68		04/25/14 15:27	95-63-6	
1,3,5-Trimethylbenzene	ND	ug/m3	1.7	0.35	1.68		04/25/14 15:27	108-67-8	
Vinyl acetate	ND	ug/m3	1.2	0.58	1.68		04/25/14 15:27	108-05-4	
Vinyl chloride	ND	ug/m3	0.44	0.16	1.68		04/25/14 15:27	75-01-4	
m&p-Xylene	ND	ug/m3	3.0	0.24	1.68		04/25/14 15:27	179601-23-1	
o-Xylene	ND	ug/m3	1.5	0.74	1.68		04/25/14 15:27	95-47-6	

REPORT OF LABORATORY ANALYSIS

This report shall not be reproduced, except in full,
without the written consent of Pace Analytical Services, Inc..

Pace Analytical Services, Inc.
1700 Elm Street - Suite 200
Minneapolis, MN 55414
(612)607-1700

ANALYTICAL RESULTS

Project: 60317420 St. Louis Park Inv.
Pace Project No.: 10263164

Sample: VP-217 **Lab ID: 10263164017** Collected: 04/11/14 10:18 Received: 04/11/14 14:05 Matrix: Air

Parameters	Results	Units	Report Limit	MDL	DF	Prepared	Analyzed	CAS No.	Qual
TO15 MSV AIR	Analytical Method: TO-15								
Acetone	**32.5**	ug/m3	0.81	0.40	1.68		04/25/14 14:56	67-64-1	
Benzene	**23.1**	ug/m3	0.55	0.20	1.68		04/25/14 14:56	71-43-2	
Benzyl chloride	ND	ug/m3	1.8	0.88	1.68		04/25/14 14:56	100-44-7	
Bromodichloromethane	ND	ug/m3	2.3	0.31	1.68		04/25/14 14:56	75-27-4	
Bromoform	ND	ug/m3	3.5	0.54	1.68		04/25/14 14:56	75-25-2	
Bromomethane	ND	ug/m3	1.3	0.45	1.68		04/25/14 14:56	74-83-9	
1,3-Butadiene	ND	ug/m3	0.76	0.14	1.68		04/25/14 14:56	106-99-0	
2-Butanone (MEK)	**4.1**	ug/m3	1.0	0.50	1.68		04/25/14 14:56	78-93-3	
Carbon disulfide	**6.8**	ug/m3	1.1	0.12	1.68		04/25/14 14:56	75-15-0	
Carbon tetrachloride	ND	ug/m3	1.1	0.54	1.68		04/25/14 14:56	56-23-5	
Chlorobenzene	ND	ug/m3	1.6	0.18	1.68		04/25/14 14:56	108-90-7	
Chloroethane	ND	ug/m3	0.91	0.45	1.68		04/25/14 14:56	75-00-3	
Chloroform	ND	ug/m3	1.7	0.30	1.68		04/25/14 14:56	67-66-3	
Chloromethane	ND	ug/m3	0.71	0.32	1.68		04/25/14 14:56	74-87-3	
Cyclohexane	**21.9**	ug/m3	1.2	0.21	1.68		04/25/14 14:56	110-82-7	
Dibromochloromethane	ND	ug/m3	2.9	1.5	1.68		04/25/14 14:56	124-48-1	
1,2-Dibromoethane (EDB)	ND	ug/m3	2.6	0.39	1.68		04/25/14 14:56	106-93-4	
1,2-Dichlorobenzene	ND	ug/m3	2.0	0.24	1.68		04/25/14 14:56	95-50-1	
1,3-Dichlorobenzene	ND	ug/m3	2.0	0.39	1.68		04/25/14 14:56	541-73-1	
1,4-Dichlorobenzene	ND	ug/m3	2.0	0.33	1.68		04/25/14 14:56	106-46-7	
Dichlorodifluoromethane	**2.1**	ug/m3	1.7	0.18	1.68		04/25/14 14:56	75-71-8	
1,1-Dichloroethane	ND	ug/m3	1.4	0.24	1.68		04/25/14 14:56	75-34-3	
1,2-Dichloroethane	ND	ug/m3	0.69	0.20	1.68		04/25/14 14:56	107-06-2	
1,1-Dichloroethene	ND	ug/m3	1.4	0.17	1.68		04/25/14 14:56	75-35-4	
cis-1,2-Dichloroethene	ND	ug/m3	1.4	0.33	1.68		04/25/14 14:56	156-59-2	
trans-1,2-Dichloroethene	ND	ug/m3	1.4	0.27	1.68		04/25/14 14:56	156-60-5	
1,2-Dichloropropane	ND	ug/m3	1.6	0.26	1.68		04/25/14 14:56	78-87-5	
cis-1,3-Dichloropropene	ND	ug/m3	1.5	0.23	1.68		04/25/14 14:56	10061-01-5	
trans-1,3-Dichloropropene	ND	ug/m3	1.5	0.25	1.68		04/25/14 14:56	10061-02-6	
Dichlorotetrafluoroethane	ND	ug/m3	2.4	0.42	1.68		04/25/14 14:56	76-14-2	
Ethanol	**53.1**	ug/m3	0.64	0.32	1.68		04/25/14 14:56	64-17-5	
Ethyl acetate	ND	ug/m3	1.2	0.21	1.68		04/25/14 14:56	141-78-6	
Ethylbenzene	**6.0**	ug/m3	1.5	0.30	1.68		04/25/14 14:56	100-41-4	
4-Ethyltoluene	**1.7**	ug/m3	1.7	0.29	1.68		04/25/14 14:56	622-96-8	
n-Heptane	**19.3**	ug/m3	1.4	0.27	1.68		04/25/14 14:56	142-82-5	
Hexachloro-1,3-butadiene	ND	ug/m3	3.7	0.69	1.68		04/25/14 14:56	87-68-3	
n-Hexane	**84.0**	ug/m3	1.2	0.17	1.68		04/25/14 14:56	110-54-3	
2-Hexanone	ND	ug/m3	1.4	0.36	1.68		04/25/14 14:56	591-78-6	
Methylene Chloride	**12.7**	ug/m3	1.2	0.59	1.68		04/25/14 14:56	75-09-2	
4-Methyl-2-pentanone (MIBK)	ND	ug/m3	1.4	0.29	1.68		04/25/14 14:56	108-10-1	
Methyl-tert-butyl ether	ND	ug/m3	1.2	0.15	1.68		04/25/14 14:56	1634-04-4	
Naphthalene	ND	ug/m3	1.8	0.90	1.68		04/25/14 14:56	91-20-3	
2-Propanol	**21.0**	ug/m3	0.84	0.16	1.68		04/25/14 14:56	67-63-0	
Propylene	**390**	ug/m3	0.59	0.18	1.68		04/25/14 14:56	115-07-1	E
Styrene	ND	ug/m3	3.6	0.23	1.68		04/25/14 14:56	100-42-5	
1,1,2,2-Tetrachloroethane	ND	ug/m3	1.2	0.39	1.68		04/25/14 14:56	79-34-5	

REPORT OF LABORATORY ANALYSIS

This report shall not be reproduced, except in full,
without the written consent of Pace Analytical Services, Inc..

Pace Analytical Services, Inc.
1700 Elm Street - Suite 200
Minneapolis, MN 55414
(612)607-1700

ANALYTICAL RESULTS

Project: 60317420 St. Louis Park Inv.
Pace Project No.: 10263164

Sample: VP-217 **Lab ID: 10263164017** Collected: 04/11/14 10:18 Received: 04/11/14 14:05 Matrix: Air

Parameters	Results	Units	Report Limit	MDL	DF	Prepared	Analyzed	CAS No.	Qual
TO15 MSV AIR	Analytical Method: TO-15								
Tetrachloroethene	ND	ug/m3	1.2	0.32	1.68		04/25/14 14:56	127-18-4	
Tetrahydrofuran	ND	ug/m3	1.0	0.23	1.68		04/25/14 14:56	109-99-9	
Toluene	**38.3**	ug/m3	1.3	0.23	1.68		04/25/14 14:56	108-88-3	
1,2,4-Trichlorobenzene	ND	ug/m3	2.5	0.61	1.68		04/25/14 14:56	120-82-1	
1,1,1-Trichloroethane	ND	ug/m3	1.9	0.23	1.68		04/25/14 14:56	71-55-6	
1,1,2-Trichloroethane	ND	ug/m3	0.92	0.41	1.68		04/25/14 14:56	79-00-5	
Trichloroethene	ND	ug/m3	0.92	0.30	1.68		04/25/14 14:56	79-01-6	
Trichlorofluoromethane	ND	ug/m3	1.9	0.23	1.68		04/25/14 14:56	75-69-4	
1,1,2-Trichlorotrifluoroethane	ND	ug/m3	2.7	0.27	1.68		04/25/14 14:56	76-13-1	
1,2,4-Trimethylbenzene	**3.2**	ug/m3	1.7	0.20	1.68		04/25/14 14:56	95-63-6	
1,3,5-Trimethylbenzene	ND	ug/m3	1.7	0.35	1.68		04/25/14 14:56	108-67-8	
Vinyl acetate	ND	ug/m3	1.2	0.58	1.68		04/25/14 14:56	108-05-4	
Vinyl chloride	ND	ug/m3	0.44	0.16	1.68		04/25/14 14:56	75-01-4	
m&p-Xylene	**17.5**	ug/m3	3.0	0.24	1.68		04/25/14 14:56	179601-23-1	
o-Xylene	**5.5**	ug/m3	1.5	0.74	1.68		04/25/14 14:56	95-47-6	

REPORT OF LABORATORY ANALYSIS

This report shall not be reproduced, except in full,
without the written consent of Pace Analytical Services, Inc..

Pace Analytical Services, Inc.
1700 Elm Street - Suite 200
Minneapolis, MN 55414
(612)607-1700

ANALYTICAL RESULTS

Project: 60317420 St. Louis Park Inv.
Pace Project No.: 10263164

Sample: VP-218 **Lab ID: 10263164018** Collected: 04/11/14 10:25 Received: 04/11/14 14:05 Matrix: Air

Parameters	Results	Units	Report Limit	MDL	DF	Prepared	Analyzed	CAS No.	Qual
TO15 MSV AIR	Analytical Method: TO-15								
Acetone	**29.4**	ug/m3	0.81	0.40	1.68		04/25/14 19:41	67-64-1	
Benzene	**52.5**	ug/m3	0.55	0.20	1.68		04/25/14 19:41	71-43-2	
Benzyl chloride	ND	ug/m3	1.8	0.88	1.68		04/25/14 19:41	100-44-7	
Bromodichloromethane	ND	ug/m3	2.3	0.31	1.68		04/25/14 19:41	75-27-4	
Bromoform	ND	ug/m3	3.5	0.54	1.68		04/25/14 19:41	75-25-2	
Bromomethane	ND	ug/m3	1.3	0.45	1.68		04/25/14 19:41	74-83-9	
1,3-Butadiene	ND	ug/m3	0.76	0.14	1.68		04/25/14 19:41	106-99-0	
2-Butanone (MEK)	**4.9**	ug/m3	1.0	0.50	1.68		04/25/14 19:41	78-93-3	
Carbon disulfide	**4.4**	ug/m3	1.1	0.12	1.68		04/25/14 19:41	75-15-0	
Carbon tetrachloride	ND	ug/m3	1.1	0.54	1.68		04/25/14 19:41	56-23-5	
Chlorobenzene	ND	ug/m3	1.6	0.18	1.68		04/25/14 19:41	108-90-7	
Chloroethane	ND	ug/m3	0.91	0.45	1.68		04/25/14 19:41	75-00-3	
Chloroform	ND	ug/m3	1.7	0.30	1.68		04/25/14 19:41	67-66-3	
Chloromethane	ND	ug/m3	0.71	0.32	1.68		04/25/14 19:41	74-87-3	
Cyclohexane	**33.8**	ug/m3	1.2	0.21	1.68		04/25/14 19:41	110-82-7	
Dibromochloromethane	ND	ug/m3	2.9	1.5	1.68		04/25/14 19:41	124-48-1	
1,2-Dibromoethane (EDB)	ND	ug/m3	2.6	0.39	1.68		04/25/14 19:41	106-93-4	
1,2-Dichlorobenzene	ND	ug/m3	2.0	0.24	1.68		04/25/14 19:41	95-50-1	
1,3-Dichlorobenzene	ND	ug/m3	2.0	0.39	1.68		04/25/14 19:41	541-73-1	
1,4-Dichlorobenzene	ND	ug/m3	2.0	0.33	1.68		04/25/14 19:41	106-46-7	
Dichlorodifluoromethane	**1.8**	ug/m3	1.7	0.18	1.68		04/25/14 19:41	75-71-8	
1,1-Dichloroethane	ND	ug/m3	1.4	0.24	1.68		04/25/14 19:41	75-34-3	
1,2-Dichloroethane	ND	ug/m3	0.69	0.20	1.68		04/25/14 19:41	107-06-2	
1,1-Dichloroethene	ND	ug/m3	1.4	0.17	1.68		04/25/14 19:41	75-35-4	
cis-1,2-Dichloroethene	ND	ug/m3	1.4	0.33	1.68		04/25/14 19:41	156-59-2	
trans-1,2-Dichloroethene	ND	ug/m3	1.4	0.27	1.68		04/25/14 19:41	156-60-5	
1,2-Dichloropropane	ND	ug/m3	1.6	0.26	1.68		04/25/14 19:41	78-87-5	
cis-1,3-Dichloropropene	ND	ug/m3	1.5	0.23	1.68		04/25/14 19:41	10061-01-5	
trans-1,3-Dichloropropene	ND	ug/m3	1.5	0.25	1.68		04/25/14 19:41	10061-02-6	
Dichlorotetrafluoroethane	ND	ug/m3	2.4	0.42	1.68		04/25/14 19:41	76-14-2	
Ethanol	**56.9**	ug/m3	0.64	0.32	1.68		04/25/14 19:41	64-17-5	
Ethyl acetate	ND	ug/m3	1.2	0.21	1.68		04/25/14 19:41	141-78-6	
Ethylbenzene	**18.8**	ug/m3	1.5	0.30	1.68		04/25/14 19:41	100-41-4	
4-Ethyltoluene	**4.1**	ug/m3	1.7	0.29	1.68		04/25/14 19:41	622-96-8	
n-Heptane	**25.0**	ug/m3	1.4	0.27	1.68		04/25/14 19:41	142-82-5	
Hexachloro-1,3-butadiene	ND	ug/m3	3.7	0.69	1.68		04/25/14 19:41	87-68-3	
n-Hexane	**69.1**	ug/m3	1.2	0.17	1.68		04/25/14 19:41	110-54-3	
2-Hexanone	ND	ug/m3	1.4	0.36	1.68		04/25/14 19:41	591-78-6	
Methylene Chloride	**6.8**	ug/m3	1.2	0.59	1.68		04/25/14 19:41	75-09-2	
4-Methyl-2-pentanone (MIBK)	ND	ug/m3	1.4	0.29	1.68		04/25/14 19:41	108-10-1	
Methyl-tert-butyl ether	ND	ug/m3	1.2	0.15	1.68		04/25/14 19:41	1634-04-4	
Naphthalene	ND	ug/m3	1.8	0.90	1.68		04/25/14 19:41	91-20-3	
2-Propanol	ND	ug/m3	0.84	0.16	1.68		04/25/14 19:41	67-63-0	
Propylene	**256**	ug/m3	0.59	0.18	1.68		04/25/14 19:41	115-07-1	E
Styrene	ND	ug/m3	3.6	0.23	1.68		04/25/14 19:41	100-42-5	
1,1,2,2-Tetrachloroethane	ND	ug/m3	1.2	0.39	1.68		04/25/14 19:41	79-34-5	

REPORT OF LABORATORY ANALYSIS

This report shall not be reproduced, except in full,
without the written consent of Pace Analytical Services, Inc..

Pace Analytical Services, Inc.
1700 Elm Street - Suite 200
Minneapolis, MN 55414
(612)607-1700

ANALYTICAL RESULTS

Project: 60317420 St. Louis Park Inv.
Pace Project No.: 10263164

Sample: VP-218 **Lab ID: 10263164018** Collected: 04/11/14 10:25 Received: 04/11/14 14:05 Matrix: Air

Parameters	Results	Units	Report Limit	MDL	DF	Prepared	Analyzed	CAS No.	Qual
TO15 MSV AIR	Analytical Method: TO-15								
Tetrachloroethene	ND	ug/m3	1.2	0.32	1.68		04/25/14 19:41	127-18-4	
Tetrahydrofuran	ND	ug/m3	1.0	0.23	1.68		04/25/14 19:41	109-99-9	
Toluene	**147**	ug/m3	1.3	0.23	1.68		04/25/14 19:41	108-88-3	
1,2,4-Trichlorobenzene	ND	ug/m3	2.5	0.61	1.68		04/25/14 19:41	120-82-1	
1,1,1-Trichloroethane	ND	ug/m3	1.9	0.23	1.68		04/25/14 19:41	71-55-6	
1,1,2-Trichloroethane	ND	ug/m3	0.92	0.41	1.68		04/25/14 19:41	79-00-5	
Trichloroethene	ND	ug/m3	0.92	0.30	1.68		04/25/14 19:41	79-01-6	
Trichlorofluoromethane	ND	ug/m3	1.9	0.23	1.68		04/25/14 19:41	75-69-4	
1,1,2-Trichlorotrifluoroethane	ND	ug/m3	2.7	0.27	1.68		04/25/14 19:41	76-13-1	
1,2,4-Trimethylbenzene	**11.4**	ug/m3	1.7	0.20	1.68		04/25/14 19:41	95-63-6	
1,3,5-Trimethylbenzene	**5.1**	ug/m3	1.7	0.35	1.68		04/25/14 19:41	108-67-8	
Vinyl acetate	ND	ug/m3	1.2	0.58	1.68		04/25/14 19:41	108-05-4	
Vinyl chloride	ND	ug/m3	0.44	0.16	1.68		04/25/14 19:41	75-01-4	
m&p-Xylene	**81.9**	ug/m3	3.0	0.24	1.68		04/25/14 19:41	179601-23-1	
o-Xylene	**28.0**	ug/m3	1.5	0.74	1.68		04/25/14 19:41	95-47-6	

REPORT OF LABORATORY ANALYSIS

This report shall not be reproduced, except in full,
without the written consent of Pace Analytical Services, Inc..

Pace Analytical Services, Inc.
1700 Elm Street - Suite 200
Minneapolis, MN 55414
(612)607-1700

ANALYTICAL RESULTS

Project: 60317420 St. Louis Park Inv.
Pace Project No.: 10263164

Sample: VP-219 **Lab ID: 10263164019** Collected: 04/11/14 10:39 Received: 04/11/14 14:05 Matrix: Air

Parameters	Results	Units	Report Limit	MDL	DF	Prepared	Analyzed	CAS No.	Qual
TO15 MSV AIR	Analytical Method: TO-15								
Acetone	**25.4**	ug/m3	0.81	0.40	1.68		04/25/14 20:38	67-64-1	
Benzene	**33.8**	ug/m3	0.55	0.20	1.68		04/25/14 20:38	71-43-2	
Benzyl chloride	ND	ug/m3	1.8	0.88	1.68		04/25/14 20:38	100-44-7	
Bromodichloromethane	ND	ug/m3	2.3	0.31	1.68		04/25/14 20:38	75-27-4	
Bromoform	ND	ug/m3	3.5	0.54	1.68		04/25/14 20:38	75-25-2	
Bromomethane	ND	ug/m3	1.3	0.45	1.68		04/25/14 20:38	74-83-9	
1,3-Butadiene	ND	ug/m3	0.76	0.14	1.68		04/25/14 20:38	106-99-0	
2-Butanone (MEK)	**5.7**	ug/m3	1.0	0.50	1.68		04/25/14 20:38	78-93-3	
Carbon disulfide	**10.6**	ug/m3	1.1	0.12	1.68		04/25/14 20:38	75-15-0	
Carbon tetrachloride	ND	ug/m3	1.1	0.54	1.68		04/25/14 20:38	56-23-5	
Chlorobenzene	**5.7**	ug/m3	1.6	0.18	1.68		04/25/14 20:38	108-90-7	
Chloroethane	ND	ug/m3	0.91	0.45	1.68		04/25/14 20:38	75-00-3	
Chloroform	ND	ug/m3	1.7	0.30	1.68		04/25/14 20:38	67-66-3	
Chloromethane	ND	ug/m3	0.71	0.32	1.68		04/25/14 20:38	74-87-3	
Cyclohexane	**23.9**	ug/m3	1.2	0.21	1.68		04/25/14 20:38	110-82-7	
Dibromochloromethane	ND	ug/m3	2.9	1.5	1.68		04/25/14 20:38	124-48-1	
1,2-Dibromoethane (EDB)	ND	ug/m3	2.6	0.39	1.68		04/25/14 20:38	106-93-4	
1,2-Dichlorobenzene	**5.7**	ug/m3	2.0	0.24	1.68		04/25/14 20:38	95-50-1	
1,3-Dichlorobenzene	ND	ug/m3	2.0	0.39	1.68		04/25/14 20:38	541-73-1	
1,4-Dichlorobenzene	**4.7**	ug/m3	2.0	0.33	1.68		04/25/14 20:38	106-46-7	
Dichlorodifluoromethane	**2.1**	ug/m3	1.7	0.18	1.68		04/25/14 20:38	75-71-8	
1,1-Dichloroethane	ND	ug/m3	1.4	0.24	1.68		04/25/14 20:38	75-34-3	
1,2-Dichloroethane	ND	ug/m3	0.69	0.20	1.68		04/25/14 20:38	107-06-2	
1,1-Dichloroethene	ND	ug/m3	1.4	0.17	1.68		04/25/14 20:38	75-35-4	
cis-1,2-Dichloroethene	ND	ug/m3	1.4	0.33	1.68		04/25/14 20:38	156-59-2	
trans-1,2-Dichloroethene	ND	ug/m3	1.4	0.27	1.68		04/25/14 20:38	156-60-5	
1,2-Dichloropropane	ND	ug/m3	1.6	0.26	1.68		04/25/14 20:38	78-87-5	
cis-1,3-Dichloropropene	ND	ug/m3	1.5	0.23	1.68		04/25/14 20:38	10061-01-5	
trans-1,3-Dichloropropene	ND	ug/m3	1.5	0.25	1.68		04/25/14 20:38	10061-02-6	
Dichlorotetrafluoroethane	ND	ug/m3	2.4	0.42	1.68		04/25/14 20:38	76-14-2	
Ethanol	**59.8**	ug/m3	0.64	0.32	1.68		04/25/14 20:38	64-17-5	
Ethyl acetate	ND	ug/m3	1.2	0.21	1.68		04/25/14 20:38	141-78-6	
Ethylbenzene	**7.8**	ug/m3	1.5	0.30	1.68		04/25/14 20:38	100-41-4	
4-Ethyltoluene	**2.0**	ug/m3	1.7	0.29	1.68		04/25/14 20:38	622-96-8	
n-Heptane	**21.9**	ug/m3	1.4	0.27	1.68		04/25/14 20:38	142-82-5	
Hexachloro-1,3-butadiene	ND	ug/m3	3.7	0.69	1.68		04/25/14 20:38	87-68-3	
n-Hexane	**59.8**	ug/m3	1.2	0.17	1.68		04/25/14 20:38	110-54-3	
2-Hexanone	ND	ug/m3	1.4	0.36	1.68		04/25/14 20:38	591-78-6	
Methylene Chloride	**4.9**	ug/m3	1.2	0.59	1.68		04/25/14 20:38	75-09-2	
4-Methyl-2-pentanone (MIBK)	ND	ug/m3	1.4	0.29	1.68		04/25/14 20:38	108-10-1	
Methyl-tert-butyl ether	ND	ug/m3	1.2	0.15	1.68		04/25/14 20:38	1634-04-4	
Naphthalene	ND	ug/m3	1.8	0.90	1.68		04/25/14 20:38	91-20-3	
2-Propanol	ND	ug/m3	0.84	0.16	1.68		04/25/14 20:38	67-63-0	
Propylene	**202**	ug/m3	0.59	0.18	1.68		04/25/14 20:38	115-07-1	E
Styrene	ND	ug/m3	3.6	0.23	1.68		04/25/14 20:38	100-42-5	
1,1,2,2-Tetrachloroethane	ND	ug/m3	1.2	0.39	1.68		04/25/14 20:38	79-34-5	

REPORT OF LABORATORY ANALYSIS

This report shall not be reproduced, except in full,
without the written consent of Pace Analytical Services, Inc..

Pace Analytical Services, Inc.
1700 Elm Street - Suite 200
Minneapolis, MN 55414
(612)607-1700

ANALYTICAL RESULTS

Project: 60317420 St. Louis Park Inv.
Pace Project No.: 10263164

Sample: VP-219 **Lab ID: 10263164019** Collected: 04/11/14 10:39 Received: 04/11/14 14:05 Matrix: Air

Parameters	Results	Units	Report Limit	MDL	DF	Prepared	Analyzed	CAS No.	Qual
TO15 MSV AIR	Analytical Method: TO-15								
Tetrachloroethene	**2.3**	ug/m3	1.2	0.32	1.68		04/25/14 20:38	127-18-4	
Tetrahydrofuran	ND	ug/m3	1.0	0.23	1.68		04/25/14 20:38	109-99-9	
Toluene	**61.5**	ug/m3	1.3	0.23	1.68		04/25/14 20:38	108-88-3	
1,2,4-Trichlorobenzene	ND	ug/m3	2.5	0.61	1.68		04/25/14 20:38	120-82-1	
1,1,1-Trichloroethane	ND	ug/m3	1.9	0.23	1.68		04/25/14 20:38	71-55-6	
1,1,2-Trichloroethane	ND	ug/m3	0.92	0.41	1.68		04/25/14 20:38	79-00-5	
Trichloroethene	**2.8**	ug/m3	0.92	0.30	1.68		04/25/14 20:38	79-01-6	
Trichlorofluoromethane	ND	ug/m3	1.9	0.23	1.68		04/25/14 20:38	75-69-4	
1,1,2-Trichlorotrifluoroethane	ND	ug/m3	2.7	0.27	1.68		04/25/14 20:38	76-13-1	
1,2,4-Trimethylbenzene	**4.4**	ug/m3	1.7	0.20	1.68		04/25/14 20:38	95-63-6	
1,3,5-Trimethylbenzene	ND	ug/m3	1.7	0.35	1.68		04/25/14 20:38	108-67-8	
Vinyl acetate	ND	ug/m3	1.2	0.58	1.68		04/25/14 20:38	108-05-4	
Vinyl chloride	ND	ug/m3	0.44	0.16	1.68		04/25/14 20:38	75-01-4	
m&p-Xylene	**21.0**	ug/m3	3.0	0.24	1.68		04/25/14 20:38	179601-23-1	
o-Xylene	**6.5**	ug/m3	1.5	0.74	1.68		04/25/14 20:38	95-47-6	

REPORT OF LABORATORY ANALYSIS

This report shall not be reproduced, except in full,
without the written consent of Pace Analytical Services, Inc..

Pace Analytical Services, Inc.
1700 Elm Street - Suite 200
Minneapolis, MN 55414
(612)607-1700

ANALYTICAL RESULTS

Project: 60317420 St. Louis Park Inv.
Pace Project No.: 10263164

Sample: VP-220 **Lab ID: 10263164020** Collected: 04/11/14 10:50 Received: 04/11/14 14:05 Matrix: Air

Parameters	Results	Units	Report Limit	MDL	DF	Prepared	Analyzed	CAS No.	Qual
TO15 MSV AIR	Analytical Method: TO-15								
Acetone	**51.6**	ug/m3	0.84	0.42	1.74		04/25/14 16:52	67-64-1	
Benzene	**19.9**	ug/m3	0.57	0.21	1.74		04/25/14 16:52	71-43-2	
Benzyl chloride	ND	ug/m3	1.8	0.92	1.74		04/25/14 16:52	100-44-7	
Bromodichloromethane	ND	ug/m3	2.4	0.32	1.74		04/25/14 16:52	75-27-4	
Bromoform	ND	ug/m3	3.7	0.56	1.74		04/25/14 16:52	75-25-2	
Bromomethane	ND	ug/m3	1.4	0.47	1.74		04/25/14 16:52	74-83-9	
1,3-Butadiene	ND	ug/m3	0.78	0.15	1.74		04/25/14 16:52	106-99-0	
2-Butanone (MEK)	**10.2**	ug/m3	1.0	0.52	1.74		04/25/14 16:52	78-93-3	
Carbon disulfide	**1.8**	ug/m3	1.1	0.13	1.74		04/25/14 16:52	75-15-0	
Carbon tetrachloride	ND	ug/m3	1.1	0.56	1.74		04/25/14 16:52	56-23-5	
Chlorobenzene	ND	ug/m3	1.6	0.18	1.74		04/25/14 16:52	108-90-7	
Chloroethane	ND	ug/m3	0.94	0.47	1.74		04/25/14 16:52	75-00-3	
Chloroform	ND	ug/m3	1.7	0.31	1.74		04/25/14 16:52	67-66-3	
Chloromethane	ND	ug/m3	0.73	0.33	1.74		04/25/14 16:52	74-87-3	
Cyclohexane	**8.3**	ug/m3	1.2	0.22	1.74		04/25/14 16:52	110-82-7	
Dibromochloromethane	ND	ug/m3	3.0	1.5	1.74		04/25/14 16:52	124-48-1	
1,2-Dibromoethane (EDB)	ND	ug/m3	2.7	0.41	1.74		04/25/14 16:52	106-93-4	
1,2-Dichlorobenzene	ND	ug/m3	2.1	0.25	1.74		04/25/14 16:52	95-50-1	
1,3-Dichlorobenzene	ND	ug/m3	2.1	0.40	1.74		04/25/14 16:52	541-73-1	
1,4-Dichlorobenzene	ND	ug/m3	2.1	0.34	1.74		04/25/14 16:52	106-46-7	
Dichlorodifluoromethane	**1.9**	ug/m3	1.8	0.19	1.74		04/25/14 16:52	75-71-8	
1,1-Dichloroethane	ND	ug/m3	1.4	0.24	1.74		04/25/14 16:52	75-34-3	
1,2-Dichloroethane	ND	ug/m3	0.71	0.21	1.74		04/25/14 16:52	107-06-2	
1,1-Dichloroethene	ND	ug/m3	1.4	0.18	1.74		04/25/14 16:52	75-35-4	
cis-1,2-Dichloroethene	ND	ug/m3	1.4	0.34	1.74		04/25/14 16:52	156-59-2	
trans-1,2-Dichloroethene	ND	ug/m3	1.4	0.28	1.74		04/25/14 16:52	156-60-5	
1,2-Dichloropropane	ND	ug/m3	1.6	0.26	1.74		04/25/14 16:52	78-87-5	
cis-1,3-Dichloropropene	ND	ug/m3	1.6	0.24	1.74		04/25/14 16:52	10061-01-5	
trans-1,3-Dichloropropene	ND	ug/m3	1.6	0.26	1.74		04/25/14 16:52	10061-02-6	
Dichlorotetrafluoroethane	ND	ug/m3	2.5	0.43	1.74		04/25/14 16:52	76-14-2	
Ethanol	**56.5**	ug/m3	0.66	0.33	1.74		04/25/14 16:52	64-17-5	
Ethyl acetate	ND	ug/m3	1.3	0.22	1.74		04/25/14 16:52	141-78-6	
Ethylbenzene	**6.2**	ug/m3	1.5	0.31	1.74		04/25/14 16:52	100-41-4	
4-Ethyltoluene	ND	ug/m3	1.7	0.30	1.74		04/25/14 16:52	622-96-8	
n-Heptane	**10.9**	ug/m3	1.4	0.28	1.74		04/25/14 16:52	142-82-5	
Hexachloro-1,3-butadiene	ND	ug/m3	3.8	0.72	1.74		04/25/14 16:52	87-68-3	
n-Hexane	**23.5**	ug/m3	1.3	0.18	1.74		04/25/14 16:52	110-54-3	
2-Hexanone	**2.7**	ug/m3	1.4	0.37	1.74		04/25/14 16:52	591-78-6	
Methylene Chloride	**9.1**	ug/m3	1.2	0.61	1.74		04/25/14 16:52	75-09-2	
4-Methyl-2-pentanone (MIBK)	ND	ug/m3	1.4	0.30	1.74		04/25/14 16:52	108-10-1	
Methyl-tert-butyl ether	ND	ug/m3	1.3	0.15	1.74		04/25/14 16:52	1634-04-4	
Naphthalene	ND	ug/m3	1.9	0.93	1.74		04/25/14 16:52	91-20-3	
2-Propanol	**23.0**	ug/m3	0.87	0.16	1.74		04/25/14 16:52	67-63-0	
Propylene	**80.5**	ug/m3	0.61	0.19	1.74		04/25/14 16:52	115-07-1	
Styrene	ND	ug/m3	3.8	0.23	1.74		04/25/14 16:52	100-42-5	
1,1,2,2-Tetrachloroethane	ND	ug/m3	1.2	0.41	1.74		04/25/14 16:52	79-34-5	

REPORT OF LABORATORY ANALYSIS

This report shall not be reproduced, except in full,
without the written consent of Pace Analytical Services, Inc..

Pace Analytical Services, Inc.
1700 Elm Street - Suite 200
Minneapolis, MN 55414
(612)607-1700

ANALYTICAL RESULTS

Project: 60317420 St. Louis Park Inv.
Pace Project No.: 10263164

Sample: VP-220 **Lab ID: 10263164020** Collected: 04/11/14 10:50 Received: 04/11/14 14:05 Matrix: Air

Parameters	Results	Units	Report Limit	MDL	DF	Prepared	Analyzed	CAS No.	Qual
TO15 MSV AIR	Analytical Method: TO-15								
Tetrachloroethene	ND	ug/m3	1.2	0.33	1.74		04/25/14 16:52	127-18-4	
Tetrahydrofuran	ND	ug/m3	1.0	0.24	1.74		04/25/14 16:52	109-99-9	
Toluene	**41.6**	ug/m3	1.3	0.23	1.74		04/25/14 16:52	108-88-3	
1,2,4-Trichlorobenzene	ND	ug/m3	2.6	0.63	1.74		04/25/14 16:52	120-82-1	
1,1,1-Trichloroethane	ND	ug/m3	1.9	0.24	1.74		04/25/14 16:52	71-55-6	
1,1,2-Trichloroethane	ND	ug/m3	0.96	0.42	1.74		04/25/14 16:52	79-00-5	
Trichloroethene	ND	ug/m3	0.96	0.31	1.74		04/25/14 16:52	79-01-6	
Trichlorofluoromethane	ND	ug/m3	2.0	0.24	1.74		04/25/14 16:52	75-69-4	
1,1,2-Trichlorotrifluoroethane	ND	ug/m3	2.8	0.28	1.74		04/25/14 16:52	76-13-1	
1,2,4-Trimethylbenzene	**3.8**	ug/m3	1.7	0.21	1.74		04/25/14 16:52	95-63-6	
1,3,5-Trimethylbenzene	ND	ug/m3	1.7	0.36	1.74		04/25/14 16:52	108-67-8	
Vinyl acetate	ND	ug/m3	1.2	0.61	1.74		04/25/14 16:52	108-05-4	
Vinyl chloride	ND	ug/m3	0.45	0.16	1.74		04/25/14 16:52	75-01-4	
m&p-Xylene	**17.5**	ug/m3	3.1	0.24	1.74		04/25/14 16:52	179601-23-1	
o-Xylene	**5.7**	ug/m3	1.5	0.77	1.74		04/25/14 16:52	95-47-6	

REPORT OF LABORATORY ANALYSIS

This report shall not be reproduced, except in full,
without the written consent of Pace Analytical Services, Inc..

Pace Analytical Services, Inc.
1700 Elm Street - Suite 200
Minneapolis, MN 55414
(612)607-1700

ANALYTICAL RESULTS

Project: 60317420 St. Louis Park Inv.
Pace Project No.: 10263164

Sample: VP-221 **Lab ID: 10263164021** Collected: 04/11/14 11:02 Received: 04/11/14 14:05 Matrix: Air

Parameters	Results	Units	Report Limit	MDL	DF	Prepared	Analyzed	CAS No.	Qual
TO15 MSV AIR	Analytical Method: TO-15								
Acetone	**25.7**	ug/m3	0.84	0.42	1.74		04/25/14 20:10	67-64-1	
Benzene	**19.9**	ug/m3	0.57	0.21	1.74		04/25/14 20:10	71-43-2	
Benzyl chloride	ND	ug/m3	1.8	0.92	1.74		04/25/14 20:10	100-44-7	
Bromodichloromethane	ND	ug/m3	2.4	0.32	1.74		04/25/14 20:10	75-27-4	
Bromoform	ND	ug/m3	3.7	0.56	1.74		04/25/14 20:10	75-25-2	
Bromomethane	ND	ug/m3	1.4	0.47	1.74		04/25/14 20:10	74-83-9	
1,3-Butadiene	ND	ug/m3	0.78	0.15	1.74		04/25/14 20:10	106-99-0	
2-Butanone (MEK)	**3.8**	ug/m3	1.0	0.52	1.74		04/25/14 20:10	78-93-3	
Carbon disulfide	**5.3**	ug/m3	1.1	0.13	1.74		04/25/14 20:10	75-15-0	
Carbon tetrachloride	ND	ug/m3	1.1	0.56	1.74		04/25/14 20:10	56-23-5	
Chlorobenzene	ND	ug/m3	1.6	0.18	1.74		04/25/14 20:10	108-90-7	
Chloroethane	ND	ug/m3	0.94	0.47	1.74		04/25/14 20:10	75-00-3	
Chloroform	ND	ug/m3	1.7	0.31	1.74		04/25/14 20:10	67-66-3	
Chloromethane	ND	ug/m3	0.73	0.33	1.74		04/25/14 20:10	74-87-3	
Cyclohexane	**14.6**	ug/m3	1.2	0.22	1.74		04/25/14 20:10	110-82-7	
Dibromochloromethane	ND	ug/m3	3.0	1.5	1.74		04/25/14 20:10	124-48-1	
1,2-Dibromoethane (EDB)	ND	ug/m3	2.7	0.41	1.74		04/25/14 20:10	106-93-4	
1,2-Dichlorobenzene	ND	ug/m3	2.1	0.25	1.74		04/25/14 20:10	95-50-1	
1,3-Dichlorobenzene	ND	ug/m3	2.1	0.40	1.74		04/25/14 20:10	541-73-1	
1,4-Dichlorobenzene	ND	ug/m3	2.1	0.34	1.74		04/25/14 20:10	106-46-7	
Dichlorodifluoromethane	**2.0**	ug/m3	1.8	0.19	1.74		04/25/14 20:10	75-71-8	
1,1-Dichloroethane	ND	ug/m3	1.4	0.24	1.74		04/25/14 20:10	75-34-3	
1,2-Dichloroethane	ND	ug/m3	0.71	0.21	1.74		04/25/14 20:10	107-06-2	
1,1-Dichloroethene	ND	ug/m3	1.4	0.18	1.74		04/25/14 20:10	75-35-4	
cis-1,2-Dichloroethene	ND	ug/m3	1.4	0.34	1.74		04/25/14 20:10	156-59-2	
trans-1,2-Dichloroethene	ND	ug/m3	1.4	0.28	1.74		04/25/14 20:10	156-60-5	
1,2-Dichloropropane	ND	ug/m3	1.6	0.26	1.74		04/25/14 20:10	78-87-5	
cis-1,3-Dichloropropene	ND	ug/m3	1.6	0.24	1.74		04/25/14 20:10	10061-01-5	
trans-1,3-Dichloropropene	ND	ug/m3	1.6	0.26	1.74		04/25/14 20:10	10061-02-6	
Dichlorotetrafluoroethane	ND	ug/m3	2.5	0.43	1.74		04/25/14 20:10	76-14-2	
Ethanol	**64.3**	ug/m3	0.66	0.33	1.74		04/25/14 20:10	64-17-5	
Ethyl acetate	ND	ug/m3	1.3	0.22	1.74		04/25/14 20:10	141-78-6	
Ethylbenzene	**20.9**	ug/m3	1.5	0.31	1.74		04/25/14 20:10	100-41-4	
4-Ethyltoluene	**30.9**	ug/m3	1.7	0.30	1.74		04/25/14 20:10	622-96-8	
n-Heptane	**12.5**	ug/m3	1.4	0.28	1.74		04/25/14 20:10	142-82-5	
Hexachloro-1,3-butadiene	ND	ug/m3	3.8	0.72	1.74		04/25/14 20:10	87-68-3	
n-Hexane	**38.1**	ug/m3	1.3	0.18	1.74		04/25/14 20:10	110-54-3	
2-Hexanone	ND	ug/m3	1.4	0.37	1.74		04/25/14 20:10	591-78-6	
Methylene Chloride	**4.2**	ug/m3	1.2	0.61	1.74		04/25/14 20:10	75-09-2	
4-Methyl-2-pentanone (MIBK)	ND	ug/m3	1.4	0.30	1.74		04/25/14 20:10	108-10-1	
Methyl-tert-butyl ether	ND	ug/m3	1.3	0.15	1.74		04/25/14 20:10	1634-04-4	
Naphthalene	ND	ug/m3	1.9	0.93	1.74		04/25/14 20:10	91-20-3	
2-Propanol	ND	ug/m3	0.87	0.16	1.74		04/25/14 20:10	67-63-0	
Propylene	**155**	ug/m3	0.61	0.19	1.74		04/25/14 20:10	115-07-1	E
Styrene	ND	ug/m3	3.8	0.23	1.74		04/25/14 20:10	100-42-5	
1,1,2,2-Tetrachloroethane	ND	ug/m3	1.2	0.41	1.74		04/25/14 20:10	79-34-5	

REPORT OF LABORATORY ANALYSIS

This report shall not be reproduced, except in full,
without the written consent of Pace Analytical Services, Inc..

Pace Analytical Services, Inc.
1700 Elm Street - Suite 200
Minneapolis, MN 55414
(612)607-1700

ANALYTICAL RESULTS

Project: 60317420 St. Louis Park Inv.
Pace Project No.: 10263164

Sample: VP-221 **Lab ID: 10263164021** Collected: 04/11/14 11:02 Received: 04/11/14 14:05 Matrix: Air

Parameters	Results	Units	Report Limit	MDL	DF	Prepared	Analyzed	CAS No.	Qual
TO15 MSV AIR	Analytical Method: TO-15								
Tetrachloroethene	**1.2**	ug/m3	1.2	0.33	1.74		04/25/14 20:10	127-18-4	
Tetrahydrofuran	ND	ug/m3	1.0	0.24	1.74		04/25/14 20:10	109-99-9	
Toluene	**30.1**	ug/m3	1.3	0.23	1.74		04/25/14 20:10	108-88-3	
1,2,4-Trichlorobenzene	ND	ug/m3	2.6	0.63	1.74		04/25/14 20:10	120-82-1	
1,1,1-Trichloroethane	ND	ug/m3	1.9	0.24	1.74		04/25/14 20:10	71-55-6	
1,1,2-Trichloroethane	ND	ug/m3	0.96	0.42	1.74		04/25/14 20:10	79-00-5	
Trichloroethene	ND	ug/m3	0.96	0.31	1.74		04/25/14 20:10	79-01-6	
Trichlorofluoromethane	ND	ug/m3	2.0	0.24	1.74		04/25/14 20:10	75-69-4	
1,1,2-Trichlorotrifluoroethane	ND	ug/m3	2.8	0.28	1.74		04/25/14 20:10	76-13-1	
1,2,4-Trimethylbenzene	**71.9**	ug/m3	1.7	0.21	1.74		04/25/14 20:10	95-63-6	
1,3,5-Trimethylbenzene	**48.4**	ug/m3	1.7	0.36	1.74		04/25/14 20:10	108-67-8	
Vinyl acetate	ND	ug/m3	1.2	0.61	1.74		04/25/14 20:10	108-05-4	
Vinyl chloride	ND	ug/m3	0.45	0.16	1.74		04/25/14 20:10	75-01-4	
m&p-Xylene	**82.7**	ug/m3	3.1	0.24	1.74		04/25/14 20:10	179601-23-1	
o-Xylene	**23.1**	ug/m3	1.5	0.77	1.74		04/25/14 20:10	95-47-6	

REPORT OF LABORATORY ANALYSIS

This report shall not be reproduced, except in full,
without the written consent of Pace Analytical Services, Inc..

Pace Analytical Services, Inc.
1700 Elm Street - Suite 200
Minneapolis, MN 55414
(612)607-1700

ANALYTICAL RESULTS

Project: 60317420 St. Louis Park Inv.
Pace Project No.: 10263164

Sample: VP-302 **Lab ID: 10263164022** Collected: 04/11/14 11:45 Received: 04/11/14 14:05 Matrix: Air

Parameters	Results	Units	Report Limit	MDL	DF	Prepared	Analyzed	CAS No.	Qual
TO15 MSV AIR	Analytical Method: TO-15								
Acetone	**33.6**	ug/m3	0.81	0.40	1.68		04/25/14 16:24	67-64-1	
Benzene	**16.5**	ug/m3	0.55	0.20	1.68		04/25/14 16:24	71-43-2	
Benzyl chloride	ND	ug/m3	1.8	0.88	1.68		04/25/14 16:24	100-44-7	
Bromodichloromethane	ND	ug/m3	2.3	0.31	1.68		04/25/14 16:24	75-27-4	
Bromoform	ND	ug/m3	3.5	0.54	1.68		04/25/14 16:24	75-25-2	
Bromomethane	ND	ug/m3	1.3	0.45	1.68		04/25/14 16:24	74-83-9	
1,3-Butadiene	ND	ug/m3	0.76	0.14	1.68		04/25/14 16:24	106-99-0	
2-Butanone (MEK)	**6.4**	ug/m3	1.0	0.50	1.68		04/25/14 16:24	78-93-3	
Carbon disulfide	**8.6**	ug/m3	1.1	0.12	1.68		04/25/14 16:24	75-15-0	
Carbon tetrachloride	ND	ug/m3	1.1	0.54	1.68		04/25/14 16:24	56-23-5	
Chlorobenzene	ND	ug/m3	1.6	0.18	1.68		04/25/14 16:24	108-90-7	
Chloroethane	ND	ug/m3	0.91	0.45	1.68		04/25/14 16:24	75-00-3	
Chloroform	ND	ug/m3	1.7	0.30	1.68		04/25/14 16:24	67-66-3	
Chloromethane	ND	ug/m3	0.71	0.32	1.68		04/25/14 16:24	74-87-3	
Cyclohexane	**3.5**	ug/m3	1.2	0.21	1.68		04/25/14 16:24	110-82-7	
Dibromochloromethane	ND	ug/m3	2.9	1.5	1.68		04/25/14 16:24	124-48-1	
1,2-Dibromoethane (EDB)	ND	ug/m3	2.6	0.39	1.68		04/25/14 16:24	106-93-4	
1,2-Dichlorobenzene	ND	ug/m3	2.0	0.24	1.68		04/25/14 16:24	95-50-1	
1,3-Dichlorobenzene	ND	ug/m3	2.0	0.39	1.68		04/25/14 16:24	541-73-1	
1,4-Dichlorobenzene	ND	ug/m3	2.0	0.33	1.68		04/25/14 16:24	106-46-7	
Dichlorodifluoromethane	**2.2**	ug/m3	1.7	0.18	1.68		04/25/14 16:24	75-71-8	
1,1-Dichloroethane	ND	ug/m3	1.4	0.24	1.68		04/25/14 16:24	75-34-3	
1,2-Dichloroethane	ND	ug/m3	0.69	0.20	1.68		04/25/14 16:24	107-06-2	
1,1-Dichloroethene	ND	ug/m3	1.4	0.17	1.68		04/25/14 16:24	75-35-4	
cis-1,2-Dichloroethene	ND	ug/m3	1.4	0.33	1.68		04/25/14 16:24	156-59-2	
trans-1,2-Dichloroethene	ND	ug/m3	1.4	0.27	1.68		04/25/14 16:24	156-60-5	
1,2-Dichloropropane	ND	ug/m3	1.6	0.26	1.68		04/25/14 16:24	78-87-5	
cis-1,3-Dichloropropene	ND	ug/m3	1.5	0.23	1.68		04/25/14 16:24	10061-01-5	
trans-1,3-Dichloropropene	ND	ug/m3	1.5	0.25	1.68		04/25/14 16:24	10061-02-6	
Dichlorotetrafluoroethane	ND	ug/m3	2.4	0.42	1.68		04/25/14 16:24	76-14-2	
Ethanol	**60.6**	ug/m3	0.64	0.32	1.68		04/25/14 16:24	64-17-5	
Ethyl acetate	ND	ug/m3	1.2	0.21	1.68		04/25/14 16:24	141-78-6	
Ethylbenzene	**4.9**	ug/m3	1.5	0.30	1.68		04/25/14 16:24	100-41-4	
4-Ethyltoluene	ND	ug/m3	1.7	0.29	1.68		04/25/14 16:24	622-96-8	
n-Heptane	**5.4**	ug/m3	1.4	0.27	1.68		04/25/14 16:24	142-82-5	
Hexachloro-1,3-butadiene	ND	ug/m3	3.7	0.69	1.68		04/25/14 16:24	87-68-3	
n-Hexane	**9.3**	ug/m3	1.2	0.17	1.68		04/25/14 16:24	110-54-3	
2-Hexanone	**1.5**	ug/m3	1.4	0.36	1.68		04/25/14 16:24	591-78-6	
Methylene Chloride	**6.8**	ug/m3	1.2	0.59	1.68		04/25/14 16:24	75-09-2	
4-Methyl-2-pentanone (MIBK)	ND	ug/m3	1.4	0.29	1.68		04/25/14 16:24	108-10-1	
Methyl-tert-butyl ether	ND	ug/m3	1.2	0.15	1.68		04/25/14 16:24	1634-04-4	
Naphthalene	ND	ug/m3	1.8	0.90	1.68		04/25/14 16:24	91-20-3	
2-Propanol	**23.3**	ug/m3	0.84	0.16	1.68		04/25/14 16:24	67-63-0	
Propylene	**24.2**	ug/m3	0.59	0.18	1.68		04/25/14 16:24	115-07-1	
Styrene	ND	ug/m3	3.6	0.23	1.68		04/25/14 16:24	100-42-5	
1,1,2,2-Tetrachloroethane	ND	ug/m3	1.2	0.39	1.68		04/25/14 16:24	79-34-5	

REPORT OF LABORATORY ANALYSIS

This report shall not be reproduced, except in full,
without the written consent of Pace Analytical Services, Inc..

Pace Analytical Services, Inc.
1700 Elm Street - Suite 200
Minneapolis, MN 55414
(612)607-1700

ANALYTICAL RESULTS

Project: 60317420 St. Louis Park Inv.
Pace Project No.: 10263164

Sample: VP-302 **Lab ID: 10263164022** Collected: 04/11/14 11:45 Received: 04/11/14 14:05 Matrix: Air

Parameters	Results	Units	Report Limit	MDL	DF	Prepared	Analyzed	CAS No.	Qual
TO15 MSV AIR	Analytical Method: TO-15								
Tetrachloroethene	**1.2**	ug/m3	1.2	0.32	1.68		04/25/14 16:24	127-18-4	
Tetrahydrofuran	ND	ug/m3	1.0	0.23	1.68		04/25/14 16:24	109-99-9	
Toluene	**30.9**	ug/m3	1.3	0.23	1.68		04/25/14 16:24	108-88-3	
1,2,4-Trichlorobenzene	ND	ug/m3	2.5	0.61	1.68		04/25/14 16:24	120-82-1	
1,1,1-Trichloroethane	ND	ug/m3	1.9	0.23	1.68		04/25/14 16:24	71-55-6	
1,1,2-Trichloroethane	ND	ug/m3	0.92	0.41	1.68		04/25/14 16:24	79-00-5	
Trichloroethene	ND	ug/m3	0.92	0.30	1.68		04/25/14 16:24	79-01-6	
Trichlorofluoromethane	ND	ug/m3	1.9	0.23	1.68		04/25/14 16:24	75-69-4	
1,1,2-Trichlorotrifluoroethane	ND	ug/m3	2.7	0.27	1.68		04/25/14 16:24	76-13-1	
1,2,4-Trimethylbenzene	**4.1**	ug/m3	1.7	0.20	1.68		04/25/14 16:24	95-63-6	
1,3,5-Trimethylbenzene	ND	ug/m3	1.7	0.35	1.68		04/25/14 16:24	108-67-8	
Vinyl acetate	**2.1**	ug/m3	1.2	0.58	1.68		04/25/14 16:24	108-05-4	
Vinyl chloride	ND	ug/m3	0.44	0.16	1.68		04/25/14 16:24	75-01-4	
m&p-Xylene	**16.6**	ug/m3	3.0	0.24	1.68		04/25/14 16:24	179601-23-1	
o-Xylene	**5.0**	ug/m3	1.5	0.74	1.68		04/25/14 16:24	95-47-6	

REPORT OF LABORATORY ANALYSIS

This report shall not be reproduced, except in full,
without the written consent of Pace Analytical Services, Inc..

Pace Analytical Services, Inc.
1700 Elm Street - Suite 200
Minneapolis, MN 55414
(612)607-1700

ANALYTICAL RESULTS

Project: 60317420 St. Louis Park Inv.
Pace Project No.: 10263164

Sample: VP-303 **Lab ID: 10263164023** Collected: 04/11/14 11:54 Received: 04/11/14 14:05 Matrix: Air

Parameters	Results	Units	Report Limit	MDL	DF	Prepared	Analyzed	CAS No.	Qual
TO15 MSV AIR	Analytical Method: TO-15								
Acetone	**149**	ug/m3	8.1	4.0	16.8		04/26/14 14:05	67-64-1	
Benzene	**8.7**	ug/m3	0.55	0.20	1.68		04/25/14 18:17	71-43-2	
Benzyl chloride	ND	ug/m3	1.8	0.88	1.68		04/25/14 18:17	100-44-7	
Bromodichloromethane	ND	ug/m3	2.3	0.31	1.68		04/25/14 18:17	75-27-4	
Bromoform	ND	ug/m3	3.5	0.54	1.68		04/25/14 18:17	75-25-2	
Bromomethane	**227**	ug/m3	13.3	4.5	16.8		04/26/14 14:05	74-83-9	
1,3-Butadiene	ND	ug/m3	0.76	0.14	1.68		04/25/14 18:17	106-99-0	
2-Butanone (MEK)	**27.0**	ug/m3	1.0	0.50	1.68		04/25/14 18:17	78-93-3	
Carbon disulfide	**2.9**	ug/m3	1.1	0.12	1.68		04/25/14 18:17	75-15-0	
Carbon tetrachloride	ND	ug/m3	1.1	0.54	1.68		04/25/14 18:17	56-23-5	
Chlorobenzene	ND	ug/m3	1.6	0.18	1.68		04/25/14 18:17	108-90-7	
Chloroethane	ND	ug/m3	0.91	0.45	1.68		04/25/14 18:17	75-00-3	
Chloroform	ND	ug/m3	1.7	0.30	1.68		04/25/14 18:17	67-66-3	
Chloromethane	**0.84**	ug/m3	0.71	0.32	1.68		04/25/14 18:17	74-87-3	
Cyclohexane	**3.1**	ug/m3	1.2	0.21	1.68		04/25/14 18:17	110-82-7	
Dibromochloromethane	ND	ug/m3	2.9	1.5	1.68		04/25/14 18:17	124-48-1	
1,2-Dibromoethane (EDB)	ND	ug/m3	2.6	0.39	1.68		04/25/14 18:17	106-93-4	
1,2-Dichlorobenzene	ND	ug/m3	2.0	0.24	1.68		04/25/14 18:17	95-50-1	
1,3-Dichlorobenzene	ND	ug/m3	2.0	0.39	1.68		04/25/14 18:17	541-73-1	
1,4-Dichlorobenzene	ND	ug/m3	2.0	0.33	1.68		04/25/14 18:17	106-46-7	
Dichlorodifluoromethane	**1.7**	ug/m3	1.7	0.18	1.68		04/25/14 18:17	75-71-8	
1,1-Dichloroethane	ND	ug/m3	1.4	0.24	1.68		04/25/14 18:17	75-34-3	
1,2-Dichloroethane	ND	ug/m3	0.69	0.20	1.68		04/25/14 18:17	107-06-2	
1,1-Dichloroethene	ND	ug/m3	1.4	0.17	1.68		04/25/14 18:17	75-35-4	
cis-1,2-Dichloroethene	ND	ug/m3	1.4	0.33	1.68		04/25/14 18:17	156-59-2	
trans-1,2-Dichloroethene	ND	ug/m3	1.4	0.27	1.68		04/25/14 18:17	156-60-5	
1,2-Dichloropropane	ND	ug/m3	1.6	0.26	1.68		04/25/14 18:17	78-87-5	
cis-1,3-Dichloropropene	ND	ug/m3	1.5	0.23	1.68		04/25/14 18:17	10061-01-5	
trans-1,3-Dichloropropene	ND	ug/m3	1.5	0.25	1.68		04/25/14 18:17	10061-02-6	
Dichlorotetrafluoroethane	ND	ug/m3	2.4	0.42	1.68		04/25/14 18:17	76-14-2	
Ethanol	**198**	ug/m3	6.4	3.2	16.8		04/26/14 14:05	64-17-5	
Ethyl acetate	ND	ug/m3	1.2	0.21	1.68		04/25/14 18:17	141-78-6	
Ethylbenzene	**5.2**	ug/m3	1.5	0.30	1.68		04/25/14 18:17	100-41-4	
4-Ethyltoluene	**2.2**	ug/m3	1.7	0.29	1.68		04/25/14 18:17	622-96-8	
n-Heptane	**4.8**	ug/m3	1.4	0.27	1.68		04/25/14 18:17	142-82-5	
Hexachloro-1,3-butadiene	**43.9**	ug/m3	3.7	0.69	1.68		04/25/14 18:17	87-68-3	
n-Hexane	**9.1**	ug/m3	1.2	0.17	1.68		04/25/14 18:17	110-54-3	
2-Hexanone	**2.5**	ug/m3	1.4	0.36	1.68		04/25/14 18:17	591-78-6	
Methylene Chloride	**6.4**	ug/m3	1.2	0.59	1.68		04/25/14 18:17	75-09-2	
4-Methyl-2-pentanone (MIBK)	ND	ug/m3	1.4	0.29	1.68		04/25/14 18:17	108-10-1	
Methyl-tert-butyl ether	ND	ug/m3	1.2	0.15	1.68		04/25/14 18:17	1634-04-4	
Naphthalene	ND	ug/m3	1.8	0.90	1.68		04/25/14 18:17	91-20-3	
2-Propanol	**15.8**	ug/m3	0.84	0.16	1.68		04/25/14 18:17	67-63-0	
Propylene	**63.5**	ug/m3	0.59	0.18	1.68		04/25/14 18:17	115-07-1	
Styrene	ND	ug/m3	3.6	0.23	1.68		04/25/14 18:17	100-42-5	
1,1,2,2-Tetrachloroethane	ND	ug/m3	1.2	0.39	1.68		04/25/14 18:17	79-34-5	

REPORT OF LABORATORY ANALYSIS

This report shall not be reproduced, except in full,
without the written consent of Pace Analytical Services, Inc..

Pace Analytical Services, Inc.
1700 Elm Street - Suite 200
Minneapolis, MN 55414
(612)607-1700

ANALYTICAL RESULTS

Project: 60317420 St. Louis Park Inv.
Pace Project No.: 10263164

Sample: VP-303 **Lab ID: 10263164023** Collected: 04/11/14 11:54 Received: 04/11/14 14:05 Matrix: Air

Parameters	Results	Units	Report Limit	MDL	DF	Prepared	Analyzed	CAS No.	Qual
TO15 MSV AIR	Analytical Method: TO-15								
Tetrachloroethene	**1.2**	ug/m3	1.2	0.32	1.68		04/25/14 18:17	127-18-4	
Tetrahydrofuran	ND	ug/m3	1.0	0.23	1.68		04/25/14 18:17	109-99-9	
Toluene	**27.6**	ug/m3	1.3	0.23	1.68		04/25/14 18:17	108-88-3	
1,2,4-Trichlorobenzene	ND	ug/m3	2.5	0.61	1.68		04/25/14 18:17	120-82-1	
1,1,1-Trichloroethane	ND	ug/m3	1.9	0.23	1.68		04/25/14 18:17	71-55-6	
1,1,2-Trichloroethane	ND	ug/m3	0.92	0.41	1.68		04/25/14 18:17	79-00-5	
Trichloroethene	ND	ug/m3	0.92	0.30	1.68		04/25/14 18:17	79-01-6	
Trichlorofluoromethane	ND	ug/m3	1.9	0.23	1.68		04/25/14 18:17	75-69-4	
1,1,2-Trichlorotrifluoroethane	ND	ug/m3	2.7	0.27	1.68		04/25/14 18:17	76-13-1	
1,2,4-Trimethylbenzene	**4.3**	ug/m3	1.7	0.20	1.68		04/25/14 18:17	95-63-6	
1,3,5-Trimethylbenzene	**4.1**	ug/m3	1.7	0.35	1.68		04/25/14 18:17	108-67-8	
Vinyl acetate	ND	ug/m3	1.2	0.58	1.68		04/25/14 18:17	108-05-4	
Vinyl chloride	ND	ug/m3	0.44	0.16	1.68		04/25/14 18:17	75-01-4	
m&p-Xylene	**15.8**	ug/m3	3.0	0.24	1.68		04/25/14 18:17	179601-23-1	
o-Xylene	**4.8**	ug/m3	1.5	0.74	1.68		04/25/14 18:17	95-47-6	

REPORT OF LABORATORY ANALYSIS

This report shall not be reproduced, except in full,
without the written consent of Pace Analytical Services, Inc..

Pace Analytical Services, Inc.
1700 Elm Street - Suite 200
Minneapolis, MN 55414
(612)607-1700

ANALYTICAL RESULTS

Project: 60317420 St. Louis Park Inv.
Pace Project No.: 10263164

Sample: VP-304 **Lab ID: 10263164024** Collected: 04/11/14 12:05 Received: 04/11/14 14:05 Matrix: Air

Parameters	Results	Units	Report Limit	MDL	DF	Prepared	Analyzed	CAS No.	Qual
TO15 MSV AIR	Analytical Method: TO-15								
Acetone	**24.4**	ug/m3	0.84	0.42	1.74		04/25/14 17:48	67-64-1	
Benzene	**19.4**	ug/m3	0.57	0.21	1.74		04/25/14 17:48	71-43-2	
Benzyl chloride	ND	ug/m3	1.8	0.92	1.74		04/25/14 17:48	100-44-7	
Bromodichloromethane	ND	ug/m3	2.4	0.32	1.74		04/25/14 17:48	75-27-4	
Bromoform	ND	ug/m3	3.7	0.56	1.74		04/25/14 17:48	75-25-2	
Bromomethane	ND	ug/m3	1.4	0.47	1.74		04/25/14 17:48	74-83-9	
1,3-Butadiene	ND	ug/m3	0.78	0.15	1.74		04/25/14 17:48	106-99-0	
2-Butanone (MEK)	**5.0**	ug/m3	1.0	0.52	1.74		04/25/14 17:48	78-93-3	
Carbon disulfide	**6.8**	ug/m3	1.1	0.13	1.74		04/25/14 17:48	75-15-0	
Carbon tetrachloride	ND	ug/m3	1.1	0.56	1.74		04/25/14 17:48	56-23-5	
Chlorobenzene	ND	ug/m3	1.6	0.18	1.74		04/25/14 17:48	108-90-7	
Chloroethane	ND	ug/m3	0.94	0.47	1.74		04/25/14 17:48	75-00-3	
Chloroform	ND	ug/m3	1.7	0.31	1.74		04/25/14 17:48	67-66-3	
Chloromethane	ND	ug/m3	0.73	0.33	1.74		04/25/14 17:48	74-87-3	
Cyclohexane	**19.0**	ug/m3	1.2	0.22	1.74		04/25/14 17:48	110-82-7	
Dibromochloromethane	ND	ug/m3	3.0	1.5	1.74		04/25/14 17:48	124-48-1	
1,2-Dibromoethane (EDB)	ND	ug/m3	2.7	0.41	1.74		04/25/14 17:48	106-93-4	
1,2-Dichlorobenzene	ND	ug/m3	2.1	0.25	1.74		04/25/14 17:48	95-50-1	
1,3-Dichlorobenzene	ND	ug/m3	2.1	0.40	1.74		04/25/14 17:48	541-73-1	
1,4-Dichlorobenzene	ND	ug/m3	2.1	0.34	1.74		04/25/14 17:48	106-46-7	
Dichlorodifluoromethane	**2.0**	ug/m3	1.8	0.19	1.74		04/25/14 17:48	75-71-8	
1,1-Dichloroethane	ND	ug/m3	1.4	0.24	1.74		04/25/14 17:48	75-34-3	
1,2-Dichloroethane	ND	ug/m3	0.71	0.21	1.74		04/25/14 17:48	107-06-2	
1,1-Dichloroethene	ND	ug/m3	1.4	0.18	1.74		04/25/14 17:48	75-35-4	
cis-1,2-Dichloroethene	ND	ug/m3	1.4	0.34	1.74		04/25/14 17:48	156-59-2	
trans-1,2-Dichloroethene	ND	ug/m3	1.4	0.28	1.74		04/25/14 17:48	156-60-5	
1,2-Dichloropropane	ND	ug/m3	1.6	0.26	1.74		04/25/14 17:48	78-87-5	
cis-1,3-Dichloropropene	ND	ug/m3	1.6	0.24	1.74		04/25/14 17:48	10061-01-5	
trans-1,3-Dichloropropene	ND	ug/m3	1.6	0.26	1.74		04/25/14 17:48	10061-02-6	
Dichlorotetrafluoroethane	ND	ug/m3	2.5	0.43	1.74		04/25/14 17:48	76-14-2	
Ethanol	**68.2**	ug/m3	0.66	0.33	1.74		04/25/14 17:48	64-17-5	
Ethyl acetate	ND	ug/m3	1.3	0.22	1.74		04/25/14 17:48	141-78-6	
Ethylbenzene	**5.7**	ug/m3	1.5	0.31	1.74		04/25/14 17:48	100-41-4	
4-Ethyltoluene	ND	ug/m3	1.7	0.30	1.74		04/25/14 17:48	622-96-8	
n-Heptane	**15.3**	ug/m3	1.4	0.28	1.74		04/25/14 17:48	142-82-5	
Hexachloro-1,3-butadiene	ND	ug/m3	3.8	0.72	1.74		04/25/14 17:48	87-68-3	
n-Hexane	**47.3**	ug/m3	1.3	0.18	1.74		04/25/14 17:48	110-54-3	
2-Hexanone	ND	ug/m3	1.4	0.37	1.74		04/25/14 17:48	591-78-6	
Methylene Chloride	**7.0**	ug/m3	1.2	0.61	1.74		04/25/14 17:48	75-09-2	
4-Methyl-2-pentanone (MIBK)	ND	ug/m3	1.4	0.30	1.74		04/25/14 17:48	108-10-1	
Methyl-tert-butyl ether	ND	ug/m3	1.3	0.15	1.74		04/25/14 17:48	1634-04-4	
Naphthalene	ND	ug/m3	1.9	0.93	1.74		04/25/14 17:48	91-20-3	
2-Propanol	ND	ug/m3	0.87	0.16	1.74		04/25/14 17:48	67-63-0	
Propylene	**217**	ug/m3	0.61	0.19	1.74		04/25/14 17:48	115-07-1	E
Styrene	ND	ug/m3	3.8	0.23	1.74		04/25/14 17:48	100-42-5	
1,1,2,2-Tetrachloroethane	ND	ug/m3	1.2	0.41	1.74		04/25/14 17:48	79-34-5	

REPORT OF LABORATORY ANALYSIS

This report shall not be reproduced, except in full,
without the written consent of Pace Analytical Services, Inc..

Pace Analytical Services, Inc.
1700 Elm Street - Suite 200
Minneapolis, MN 55414
(612)607-1700

ANALYTICAL RESULTS

Project: 60317420 St. Louis Park Inv.
Pace Project No.: 10263164

Sample: VP-304 **Lab ID: 10263164024** Collected: 04/11/14 12:05 Received: 04/11/14 14:05 Matrix: Air

Parameters	Results	Units	Report Limit	MDL	DF	Prepared	Analyzed	CAS No.	Qual
TO15 MSV AIR	Analytical Method: TO-15								
Tetrachloroethene	ND	ug/m3	1.2	0.33	1.74		04/25/14 17:48	127-18-4	
Tetrahydrofuran	ND	ug/m3	1.0	0.24	1.74		04/25/14 17:48	109-99-9	
Toluene	**40.8**	ug/m3	1.3	0.23	1.74		04/25/14 17:48	108-88-3	
1,2,4-Trichlorobenzene	ND	ug/m3	2.6	0.63	1.74		04/25/14 17:48	120-82-1	
1,1,1-Trichloroethane	ND	ug/m3	1.9	0.24	1.74		04/25/14 17:48	71-55-6	
1,1,2-Trichloroethane	ND	ug/m3	0.96	0.42	1.74		04/25/14 17:48	79-00-5	
Trichloroethene	ND	ug/m3	0.96	0.31	1.74		04/25/14 17:48	79-01-6	
Trichlorofluoromethane	ND	ug/m3	2.0	0.24	1.74		04/25/14 17:48	75-69-4	
1,1,2-Trichlorotrifluoroethane	ND	ug/m3	2.8	0.28	1.74		04/25/14 17:48	76-13-1	
1,2,4-Trimethylbenzene	**4.3**	ug/m3	1.7	0.21	1.74		04/25/14 17:48	95-63-6	
1,3,5-Trimethylbenzene	ND	ug/m3	1.7	0.36	1.74		04/25/14 17:48	108-67-8	
Vinyl acetate	ND	ug/m3	1.2	0.61	1.74		04/25/14 17:48	108-05-4	
Vinyl chloride	ND	ug/m3	0.45	0.16	1.74		04/25/14 17:48	75-01-4	
m&p-Xylene	**16.6**	ug/m3	3.1	0.24	1.74		04/25/14 17:48	179601-23-1	
o-Xylene	**5.1**	ug/m3	1.5	0.77	1.74		04/25/14 17:48	95-47-6	

REPORT OF LABORATORY ANALYSIS

This report shall not be reproduced, except in full,
without the written consent of Pace Analytical Services, Inc..

Pace Analytical Services, Inc.
1700 Elm Street - Suite 200
Minneapolis, MN 55414
(612)607-1700

ANALYTICAL RESULTS

Project: 60317420 St. Louis Park Inv.
Pace Project No.: 10263164

Sample: VP-304A **Lab ID: 10263164025** Collected: 04/11/14 12:10 Received: 04/11/14 14:05 Matrix: Air

Parameters	Results	Units	Report Limit	MDL	DF	Prepared	Analyzed	CAS No.	Qual
TO15 MSV AIR	Analytical Method: TO-15								
Acetone	**37.4**	ug/m3	0.81	0.40	1.68		04/25/14 18:45	67-64-1	
Benzene	**21.1**	ug/m3	0.55	0.20	1.68		04/25/14 18:45	71-43-2	
Benzyl chloride	ND	ug/m3	1.8	0.88	1.68		04/25/14 18:45	100-44-7	
Bromodichloromethane	ND	ug/m3	2.3	0.31	1.68		04/25/14 18:45	75-27-4	
Bromoform	ND	ug/m3	3.5	0.54	1.68		04/25/14 18:45	75-25-2	
Bromomethane	ND	ug/m3	1.3	0.45	1.68		04/25/14 18:45	74-83-9	
1,3-Butadiene	ND	ug/m3	0.76	0.14	1.68		04/25/14 18:45	106-99-0	
2-Butanone (MEK)	**6.6**	ug/m3	1.0	0.50	1.68		04/25/14 18:45	78-93-3	
Carbon disulfide	**4.2**	ug/m3	1.1	0.12	1.68		04/25/14 18:45	75-15-0	
Carbon tetrachloride	ND	ug/m3	1.1	0.54	1.68		04/25/14 18:45	56-23-5	
Chlorobenzene	ND	ug/m3	1.6	0.18	1.68		04/25/14 18:45	108-90-7	
Chloroethane	ND	ug/m3	0.91	0.45	1.68		04/25/14 18:45	75-00-3	
Chloroform	ND	ug/m3	1.7	0.30	1.68		04/25/14 18:45	67-66-3	
Chloromethane	**3.0**	ug/m3	0.71	0.32	1.68		04/25/14 18:45	74-87-3	
Cyclohexane	**20.0**	ug/m3	1.2	0.21	1.68		04/25/14 18:45	110-82-7	
Dibromochloromethane	ND	ug/m3	2.9	1.5	1.68		04/25/14 18:45	124-48-1	
1,2-Dibromoethane (EDB)	ND	ug/m3	2.6	0.39	1.68		04/25/14 18:45	106-93-4	
1,2-Dichlorobenzene	ND	ug/m3	2.0	0.24	1.68		04/25/14 18:45	95-50-1	
1,3-Dichlorobenzene	ND	ug/m3	2.0	0.39	1.68		04/25/14 18:45	541-73-1	
1,4-Dichlorobenzene	ND	ug/m3	2.0	0.33	1.68		04/25/14 18:45	106-46-7	
Dichlorodifluoromethane	**2.0**	ug/m3	1.7	0.18	1.68		04/25/14 18:45	75-71-8	
1,1-Dichloroethane	ND	ug/m3	1.4	0.24	1.68		04/25/14 18:45	75-34-3	
1,2-Dichloroethane	ND	ug/m3	0.69	0.20	1.68		04/25/14 18:45	107-06-2	
1,1-Dichloroethene	ND	ug/m3	1.4	0.17	1.68		04/25/14 18:45	75-35-4	
cis-1,2-Dichloroethene	ND	ug/m3	1.4	0.33	1.68		04/25/14 18:45	156-59-2	
trans-1,2-Dichloroethene	ND	ug/m3	1.4	0.27	1.68		04/25/14 18:45	156-60-5	
1,2-Dichloropropane	ND	ug/m3	1.6	0.26	1.68		04/25/14 18:45	78-87-5	
cis-1,3-Dichloropropene	ND	ug/m3	1.5	0.23	1.68		04/25/14 18:45	10061-01-5	
trans-1,3-Dichloropropene	ND	ug/m3	1.5	0.25	1.68		04/25/14 18:45	10061-02-6	
Dichlorotetrafluoroethane	ND	ug/m3	2.4	0.42	1.68		04/25/14 18:45	76-14-2	
Ethanol	**74.7**	ug/m3	0.64	0.32	1.68		04/25/14 18:45	64-17-5	
Ethyl acetate	ND	ug/m3	1.2	0.21	1.68		04/25/14 18:45	141-78-6	
Ethylbenzene	**7.6**	ug/m3	1.5	0.30	1.68		04/25/14 18:45	100-41-4	
4-Ethyltoluene	**2.0**	ug/m3	1.7	0.29	1.68		04/25/14 18:45	622-96-8	
n-Heptane	**20.1**	ug/m3	1.4	0.27	1.68		04/25/14 18:45	142-82-5	
Hexachloro-1,3-butadiene	ND	ug/m3	3.7	0.69	1.68		04/25/14 18:45	87-68-3	
n-Hexane	**45.9**	ug/m3	1.2	0.17	1.68		04/25/14 18:45	110-54-3	
2-Hexanone	ND	ug/m3	1.4	0.36	1.68		04/25/14 18:45	591-78-6	
Methylene Chloride	**5.8**	ug/m3	1.2	0.59	1.68		04/25/14 18:45	75-09-2	
4-Methyl-2-pentanone (MIBK)	ND	ug/m3	1.4	0.29	1.68		04/25/14 18:45	108-10-1	
Methyl-tert-butyl ether	ND	ug/m3	1.2	0.15	1.68		04/25/14 18:45	1634-04-4	
Naphthalene	ND	ug/m3	1.8	0.90	1.68		04/25/14 18:45	91-20-3	
2-Propanol	**29.4**	ug/m3	0.84	0.16	1.68		04/25/14 18:45	67-63-0	
Propylene	**163**	ug/m3	0.59	0.18	1.68		04/25/14 18:45	115-07-1	E
Styrene	ND	ug/m3	3.6	0.23	1.68		04/25/14 18:45	100-42-5	
1,1,2,2-Tetrachloroethane	ND	ug/m3	1.2	0.39	1.68		04/25/14 18:45	79-34-5	

REPORT OF LABORATORY ANALYSIS

This report shall not be reproduced, except in full,
without the written consent of Pace Analytical Services, Inc..

Pace Analytical Services, Inc.
1700 Elm Street - Suite 200
Minneapolis, MN 55414
(612)607-1700

ANALYTICAL RESULTS

Project: 60317420 St. Louis Park Inv.
Pace Project No.: 10263164

Sample: VP-304A **Lab ID: 10263164025** Collected: 04/11/14 12:10 Received: 04/11/14 14:05 Matrix: Air

Parameters	Results	Units	Report Limit	MDL	DF	Prepared	Analyzed	CAS No.	Qual
TO15 MSV AIR	Analytical Method: TO-15								
Tetrachloroethene	**1.3**	ug/m3	1.2	0.32	1.68		04/25/14 18:45	127-18-4	
Tetrahydrofuran	ND	ug/m3	1.0	0.23	1.68		04/25/14 18:45	109-99-9	
Toluene	**37.7**	ug/m3	1.3	0.23	1.68		04/25/14 18:45	108-88-3	
1,2,4-Trichlorobenzene	ND	ug/m3	2.5	0.61	1.68		04/25/14 18:45	120-82-1	
1,1,1-Trichloroethane	ND	ug/m3	1.9	0.23	1.68		04/25/14 18:45	71-55-6	
1,1,2-Trichloroethane	ND	ug/m3	0.92	0.41	1.68		04/25/14 18:45	79-00-5	
Trichloroethene	ND	ug/m3	0.92	0.30	1.68		04/25/14 18:45	79-01-6	
Trichlorofluoromethane	ND	ug/m3	1.9	0.23	1.68		04/25/14 18:45	75-69-4	
1,1,2-Trichlorotrifluoroethane	ND	ug/m3	2.7	0.27	1.68		04/25/14 18:45	76-13-1	
1,2,4-Trimethylbenzene	**5.4**	ug/m3	1.7	0.20	1.68		04/25/14 18:45	95-63-6	
1,3,5-Trimethylbenzene	ND	ug/m3	1.7	0.35	1.68		04/25/14 18:45	108-67-8	
Vinyl acetate	ND	ug/m3	1.2	0.58	1.68		04/25/14 18:45	108-05-4	
Vinyl chloride	ND	ug/m3	0.44	0.16	1.68		04/25/14 18:45	75-01-4	
m&p-Xylene	**18.3**	ug/m3	3.0	0.24	1.68		04/25/14 18:45	179601-23-1	
o-Xylene	**5.7**	ug/m3	1.5	0.74	1.68		04/25/14 18:45	95-47-6	

REPORT OF LABORATORY ANALYSIS

This report shall not be reproduced, except in full,
without the written consent of Pace Analytical Services, Inc..

Pace Analytical Services, Inc.
1700 Elm Street - Suite 200
Minneapolis, MN 55414
(612)607-1700

ANALYTICAL RESULTS

Project: 60317420 St. Louis Park Inv.
Pace Project No.: 10263164

Sample: VP-305 **Lab ID: 10263164026** Collected: 04/11/14 12:20 Received: 04/11/14 14:05 Matrix: Air

Parameters	Results	Units	Report Limit	MDL	DF	Prepared	Analyzed	CAS No.	Qual
TO15 MSV AIR	Analytical Method: TO-15								
Acetone	**27.5**	ug/m3	0.81	0.40	1.68		04/25/14 14:28	67-64-1	
Benzene	**8.2**	ug/m3	0.55	0.20	1.68		04/25/14 14:28	71-43-2	
Benzyl chloride	ND	ug/m3	1.8	0.88	1.68		04/25/14 14:28	100-44-7	
Bromodichloromethane	ND	ug/m3	2.3	0.31	1.68		04/25/14 14:28	75-27-4	
Bromoform	ND	ug/m3	3.5	0.54	1.68		04/25/14 14:28	75-25-2	
Bromomethane	ND	ug/m3	1.3	0.45	1.68		04/25/14 14:28	74-83-9	
1,3-Butadiene	ND	ug/m3	0.76	0.14	1.68		04/25/14 14:28	106-99-0	
2-Butanone (MEK)	**5.7**	ug/m3	1.0	0.50	1.68		04/25/14 14:28	78-93-3	
Carbon disulfide	**3.3**	ug/m3	1.1	0.12	1.68		04/25/14 14:28	75-15-0	
Carbon tetrachloride	ND	ug/m3	1.1	0.54	1.68		04/25/14 14:28	56-23-5	
Chlorobenzene	ND	ug/m3	1.6	0.18	1.68		04/25/14 14:28	108-90-7	
Chloroethane	ND	ug/m3	0.91	0.45	1.68		04/25/14 14:28	75-00-3	
Chloroform	ND	ug/m3	1.7	0.30	1.68		04/25/14 14:28	67-66-3	
Chloromethane	ND	ug/m3	0.71	0.32	1.68		04/25/14 14:28	74-87-3	
Cyclohexane	**7.7**	ug/m3	1.2	0.21	1.68		04/25/14 14:28	110-82-7	
Dibromochloromethane	ND	ug/m3	2.9	1.5	1.68		04/25/14 14:28	124-48-1	
1,2-Dibromoethane (EDB)	ND	ug/m3	2.6	0.39	1.68		04/25/14 14:28	106-93-4	
1,2-Dichlorobenzene	ND	ug/m3	2.0	0.24	1.68		04/25/14 14:28	95-50-1	
1,3-Dichlorobenzene	ND	ug/m3	2.0	0.39	1.68		04/25/14 14:28	541-73-1	
1,4-Dichlorobenzene	ND	ug/m3	2.0	0.33	1.68		04/25/14 14:28	106-46-7	
Dichlorodifluoromethane	**2.7**	ug/m3	1.7	0.18	1.68		04/25/14 14:28	75-71-8	
1,1-Dichloroethane	ND	ug/m3	1.4	0.24	1.68		04/25/14 14:28	75-34-3	
1,2-Dichloroethane	ND	ug/m3	0.69	0.20	1.68		04/25/14 14:28	107-06-2	
1,1-Dichloroethene	ND	ug/m3	1.4	0.17	1.68		04/25/14 14:28	75-35-4	
cis-1,2-Dichloroethene	ND	ug/m3	1.4	0.33	1.68		04/25/14 14:28	156-59-2	
trans-1,2-Dichloroethene	ND	ug/m3	1.4	0.27	1.68		04/25/14 14:28	156-60-5	
1,2-Dichloropropane	ND	ug/m3	1.6	0.26	1.68		04/25/14 14:28	78-87-5	
cis-1,3-Dichloropropene	ND	ug/m3	1.5	0.23	1.68		04/25/14 14:28	10061-01-5	
trans-1,3-Dichloropropene	ND	ug/m3	1.5	0.25	1.68		04/25/14 14:28	10061-02-6	
Dichlorotetrafluoroethane	ND	ug/m3	2.4	0.42	1.68		04/25/14 14:28	76-14-2	
Ethanol	**43.4**	ug/m3	0.64	0.32	1.68		04/25/14 14:28	64-17-5	
Ethyl acetate	ND	ug/m3	1.2	0.21	1.68		04/25/14 14:28	141-78-6	
Ethylbenzene	**4.3**	ug/m3	1.5	0.30	1.68		04/25/14 14:28	100-41-4	
4-Ethyltoluene	ND	ug/m3	1.7	0.29	1.68		04/25/14 14:28	622-96-8	
n-Heptane	**6.8**	ug/m3	1.4	0.27	1.68		04/25/14 14:28	142-82-5	
Hexachloro-1,3-butadiene	ND	ug/m3	3.7	0.69	1.68		04/25/14 14:28	87-68-3	
n-Hexane	**20.2**	ug/m3	1.2	0.17	1.68		04/25/14 14:28	110-54-3	
2-Hexanone	ND	ug/m3	1.4	0.36	1.68		04/25/14 14:28	591-78-6	
Methylene Chloride	**7.1**	ug/m3	1.2	0.59	1.68		04/25/14 14:28	75-09-2	
4-Methyl-2-pentanone (MIBK)	ND	ug/m3	1.4	0.29	1.68		04/25/14 14:28	108-10-1	
Methyl-tert-butyl ether	ND	ug/m3	1.2	0.15	1.68		04/25/14 14:28	1634-04-4	
Naphthalene	ND	ug/m3	1.8	0.90	1.68		04/25/14 14:28	91-20-3	
2-Propanol	**20.5**	ug/m3	0.84	0.16	1.68		04/25/14 14:28	67-63-0	
Propylene	**126**	ug/m3	0.59	0.18	1.68		04/25/14 14:28	115-07-1	E
Styrene	ND	ug/m3	3.6	0.23	1.68		04/25/14 14:28	100-42-5	
1,1,2,2-Tetrachloroethane	ND	ug/m3	1.2	0.39	1.68		04/25/14 14:28	79-34-5	

REPORT OF LABORATORY ANALYSIS

This report shall not be reproduced, except in full,
without the written consent of Pace Analytical Services, Inc..

Pace Analytical Services, Inc.
1700 Elm Street - Suite 200
Minneapolis, MN 55414
(612)607-1700

ANALYTICAL RESULTS

Project: 60317420 St. Louis Park Inv.
Pace Project No.: 10263164

Sample: VP-305 **Lab ID: 10263164026** Collected: 04/11/14 12:20 Received: 04/11/14 14:05 Matrix: Air

Parameters	Results	Units	Report Limit	MDL	DF	Prepared	Analyzed	CAS No.	Qual
TO15 MSV AIR	Analytical Method: TO-15								
Tetrachloroethene	**1.4**	ug/m3	1.2	0.32	1.68		04/25/14 14:28	127-18-4	
Tetrahydrofuran	ND	ug/m3	1.0	0.23	1.68		04/25/14 14:28	109-99-9	
Toluene	**24.0**	ug/m3	1.3	0.23	1.68		04/25/14 14:28	108-88-3	
1,2,4-Trichlorobenzene	ND	ug/m3	2.5	0.61	1.68		04/25/14 14:28	120-82-1	
1,1,1-Trichloroethane	ND	ug/m3	1.9	0.23	1.68		04/25/14 14:28	71-55-6	
1,1,2-Trichloroethane	ND	ug/m3	0.92	0.41	1.68		04/25/14 14:28	79-00-5	
Trichloroethene	ND	ug/m3	0.92	0.30	1.68		04/25/14 14:28	79-01-6	
Trichlorofluoromethane	ND	ug/m3	1.9	0.23	1.68		04/25/14 14:28	75-69-4	
1,1,2-Trichlorotrifluoroethane	ND	ug/m3	2.7	0.27	1.68		04/25/14 14:28	76-13-1	
1,2,4-Trimethylbenzene	**3.1**	ug/m3	1.7	0.20	1.68		04/25/14 14:28	95-63-6	
1,3,5-Trimethylbenzene	ND	ug/m3	1.7	0.35	1.68		04/25/14 14:28	108-67-8	
Vinyl acetate	**3.6**	ug/m3	1.2	0.58	1.68		04/25/14 14:28	108-05-4	
Vinyl chloride	ND	ug/m3	0.44	0.16	1.68		04/25/14 14:28	75-01-4	
m&p-Xylene	**14.1**	ug/m3	3.0	0.24	1.68		04/25/14 14:28	179601-23-1	
o-Xylene	**4.3**	ug/m3	1.5	0.74	1.68		04/25/14 14:28	95-47-6	

REPORT OF LABORATORY ANALYSIS

This report shall not be reproduced, except in full,
without the written consent of Pace Analytical Services, Inc..

Pace Analytical Services, Inc.
1700 Elm Street - Suite 200
Minneapolis, MN 55414
(612)607-1700

ANALYTICAL RESULTS

Project: 60317420 St. Louis Park Inv.
Pace Project No.: 10263164

Sample: VP-306 **Lab ID: 10263164027** Collected: 04/11/14 12:30 Received: 04/11/14 14:05 Matrix: Air

Parameters	Results	Units	Report Limit	MDL	DF	Prepared	Analyzed	CAS No.	Qual
TO15 MSV AIR	Analytical Method: TO-15								
Acetone	**41.5**	ug/m3	0.81	0.40	1.68		04/25/14 17:20	67-64-1	
Benzene	**7.6**	ug/m3	0.55	0.20	1.68		04/25/14 17:20	71-43-2	
Benzyl chloride	ND	ug/m3	1.8	0.88	1.68		04/25/14 17:20	100-44-7	
Bromodichloromethane	ND	ug/m3	2.3	0.31	1.68		04/25/14 17:20	75-27-4	
Bromoform	ND	ug/m3	3.5	0.54	1.68		04/25/14 17:20	75-25-2	
Bromomethane	ND	ug/m3	1.3	0.45	1.68		04/25/14 17:20	74-83-9	
1,3-Butadiene	ND	ug/m3	0.76	0.14	1.68		04/25/14 17:20	106-99-0	
2-Butanone (MEK)	**6.1**	ug/m3	1.0	0.50	1.68		04/25/14 17:20	78-93-3	
Carbon disulfide	**2.7**	ug/m3	1.1	0.12	1.68		04/25/14 17:20	75-15-0	
Carbon tetrachloride	ND	ug/m3	1.1	0.54	1.68		04/25/14 17:20	56-23-5	
Chlorobenzene	ND	ug/m3	1.6	0.18	1.68		04/25/14 17:20	108-90-7	
Chloroethane	ND	ug/m3	0.91	0.45	1.68		04/25/14 17:20	75-00-3	
Chloroform	ND	ug/m3	1.7	0.30	1.68		04/25/14 17:20	67-66-3	
Chloromethane	ND	ug/m3	0.71	0.32	1.68		04/25/14 17:20	74-87-3	
Cyclohexane	**7.2**	ug/m3	1.2	0.21	1.68		04/25/14 17:20	110-82-7	
Dibromochloromethane	ND	ug/m3	2.9	1.5	1.68		04/25/14 17:20	124-48-1	
1,2-Dibromoethane (EDB)	ND	ug/m3	2.6	0.39	1.68		04/25/14 17:20	106-93-4	
1,2-Dichlorobenzene	ND	ug/m3	2.0	0.24	1.68		04/25/14 17:20	95-50-1	
1,3-Dichlorobenzene	ND	ug/m3	2.0	0.39	1.68		04/25/14 17:20	541-73-1	
1,4-Dichlorobenzene	ND	ug/m3	2.0	0.33	1.68		04/25/14 17:20	106-46-7	
Dichlorodifluoromethane	**2.0**	ug/m3	1.7	0.18	1.68		04/25/14 17:20	75-71-8	
1,1-Dichloroethane	ND	ug/m3	1.4	0.24	1.68		04/25/14 17:20	75-34-3	
1,2-Dichloroethane	ND	ug/m3	0.69	0.20	1.68		04/25/14 17:20	107-06-2	
1,1-Dichloroethene	ND	ug/m3	1.4	0.17	1.68		04/25/14 17:20	75-35-4	
cis-1,2-Dichloroethene	ND	ug/m3	1.4	0.33	1.68		04/25/14 17:20	156-59-2	
trans-1,2-Dichloroethene	ND	ug/m3	1.4	0.27	1.68		04/25/14 17:20	156-60-5	
1,2-Dichloropropane	ND	ug/m3	1.6	0.26	1.68		04/25/14 17:20	78-87-5	
cis-1,3-Dichloropropene	ND	ug/m3	1.5	0.23	1.68		04/25/14 17:20	10061-01-5	
trans-1,3-Dichloropropene	ND	ug/m3	1.5	0.25	1.68		04/25/14 17:20	10061-02-6	
Dichlorotetrafluoroethane	ND	ug/m3	2.4	0.42	1.68		04/25/14 17:20	76-14-2	
Ethanol	**50.5**	ug/m3	0.64	0.32	1.68		04/25/14 17:20	64-17-5	
Ethyl acetate	ND	ug/m3	1.2	0.21	1.68		04/25/14 17:20	141-78-6	
Ethylbenzene	**5.4**	ug/m3	1.5	0.30	1.68		04/25/14 17:20	100-41-4	
4-Ethyltoluene	ND	ug/m3	1.7	0.29	1.68		04/25/14 17:20	622-96-8	
n-Heptane	**7.0**	ug/m3	1.4	0.27	1.68		04/25/14 17:20	142-82-5	
Hexachloro-1,3-butadiene	ND	ug/m3	3.7	0.69	1.68		04/25/14 17:20	87-68-3	
n-Hexane	**19.8**	ug/m3	1.2	0.17	1.68		04/25/14 17:20	110-54-3	
2-Hexanone	ND	ug/m3	1.4	0.36	1.68		04/25/14 17:20	591-78-6	
Methylene Chloride	**7.4**	ug/m3	1.2	0.59	1.68		04/25/14 17:20	75-09-2	
4-Methyl-2-pentanone (MIBK)	ND	ug/m3	1.4	0.29	1.68		04/25/14 17:20	108-10-1	
Methyl-tert-butyl ether	ND	ug/m3	1.2	0.15	1.68		04/25/14 17:20	1634-04-4	
Naphthalene	ND	ug/m3	1.8	0.90	1.68		04/25/14 17:20	91-20-3	
2-Propanol	**21.2**	ug/m3	0.84	0.16	1.68		04/25/14 17:20	67-63-0	
Propylene	**75.7**	ug/m3	0.59	0.18	1.68		04/25/14 17:20	115-07-1	
Styrene	ND	ug/m3	3.6	0.23	1.68		04/25/14 17:20	100-42-5	
1,1,2,2-Tetrachloroethane	ND	ug/m3	1.2	0.39	1.68		04/25/14 17:20	79-34-5	

REPORT OF LABORATORY ANALYSIS

This report shall not be reproduced, except in full,
without the written consent of Pace Analytical Services, Inc..

Pace Analytical Services, Inc.
1700 Elm Street - Suite 200
Minneapolis, MN 55414
(612)607-1700

ANALYTICAL RESULTS

Project: 60317420 St. Louis Park Inv.
Pace Project No.: 10263164

Sample: VP-306 **Lab ID: 10263164027** Collected: 04/11/14 12:30 Received: 04/11/14 14:05 Matrix: Air

Parameters	Results	Units	Report Limit	MDL	DF	Prepared	Analyzed	CAS No.	Qual
TO15 MSV AIR	Analytical Method: TO-15								
Tetrachloroethene	**1.5**	ug/m3	1.2	0.32	1.68		04/25/14 17:20	127-18-4	
Tetrahydrofuran	ND	ug/m3	1.0	0.23	1.68		04/25/14 17:20	109-99-9	
Toluene	**26.8**	ug/m3	1.3	0.23	1.68		04/25/14 17:20	108-88-3	
1,2,4-Trichlorobenzene	ND	ug/m3	2.5	0.61	1.68		04/25/14 17:20	120-82-1	
1,1,1-Trichloroethane	ND	ug/m3	1.9	0.23	1.68		04/25/14 17:20	71-55-6	
1,1,2-Trichloroethane	ND	ug/m3	0.92	0.41	1.68		04/25/14 17:20	79-00-5	
Trichloroethene	ND	ug/m3	0.92	0.30	1.68		04/25/14 17:20	79-01-6	
Trichlorofluoromethane	ND	ug/m3	1.9	0.23	1.68		04/25/14 17:20	75-69-4	
1,1,2-Trichlorotrifluoroethane	ND	ug/m3	2.7	0.27	1.68		04/25/14 17:20	76-13-1	
1,2,4-Trimethylbenzene	**3.4**	ug/m3	1.7	0.20	1.68		04/25/14 17:20	95-63-6	
1,3,5-Trimethylbenzene	ND	ug/m3	1.7	0.35	1.68		04/25/14 17:20	108-67-8	
Vinyl acetate	ND	ug/m3	1.2	0.58	1.68		04/25/14 17:20	108-05-4	
Vinyl chloride	ND	ug/m3	0.44	0.16	1.68		04/25/14 17:20	75-01-4	
m&p-Xylene	**18.5**	ug/m3	3.0	0.24	1.68		04/25/14 17:20	179601-23-1	
o-Xylene	**5.7**	ug/m3	1.5	0.74	1.68		04/25/14 17:20	95-47-6	

REPORT OF LABORATORY ANALYSIS

This report shall not be reproduced, except in full,
without the written consent of Pace Analytical Services, Inc..

Pace Analytical Services, Inc.
1700 Elm Street - Suite 200
Minneapolis, MN 55414
(612)607-1700

ANALYTICAL RESULTS

Project: 60317420 St. Louis Park Inv.
Pace Project No.: 10263164

Sample: VP-201 **Lab ID: 10263164028** Collected: 04/10/14 00:00 Received: 04/11/14 14:05 Matrix: Air

Parameters	Results	Units	Report Limit	MDL	DF	Prepared	Analyzed	CAS No.	Qual
TO15 MSV AIR	Analytical Method: TO-15								
Acetone	**46.9**	ug/m3	0.81	0.40	1.68		04/24/14 22:39	67-64-1	
Benzene	**8.4**	ug/m3	0.55	0.20	1.68		04/24/14 22:39	71-43-2	
Benzyl chloride	ND	ug/m3	1.8	0.88	1.68		04/24/14 22:39	100-44-7	
Bromodichloromethane	ND	ug/m3	2.3	0.31	1.68		04/24/14 22:39	75-27-4	
Bromoform	ND	ug/m3	3.5	0.54	1.68		04/24/14 22:39	75-25-2	
Bromomethane	ND	ug/m3	1.3	0.45	1.68		04/24/14 22:39	74-83-9	
1,3-Butadiene	**8.4**	ug/m3	0.76	0.14	1.68		04/24/14 22:39	106-99-0	
2-Butanone (MEK)	**13.3**	ug/m3	1.0	0.50	1.68		04/24/14 22:39	78-93-3	
Carbon disulfide	**2.5**	ug/m3	1.1	0.12	1.68		04/24/14 22:39	75-15-0	
Carbon tetrachloride	ND	ug/m3	1.1	0.54	1.68		04/24/14 22:39	56-23-5	
Chlorobenzene	ND	ug/m3	1.6	0.18	1.68		04/24/14 22:39	108-90-7	
Chloroethane	ND	ug/m3	0.91	0.45	1.68		04/24/14 22:39	75-00-3	
Chloroform	ND	ug/m3	1.7	0.30	1.68		04/24/14 22:39	67-66-3	
Chloromethane	ND	ug/m3	0.71	0.32	1.68		04/24/14 22:39	74-87-3	
Cyclohexane	**8.5**	ug/m3	1.2	0.21	1.68		04/24/14 22:39	110-82-7	
Dibromochloromethane	ND	ug/m3	2.9	1.5	1.68		04/24/14 22:39	124-48-1	
1,2-Dibromoethane (EDB)	ND	ug/m3	2.6	0.39	1.68		04/24/14 22:39	106-93-4	
1,2-Dichlorobenzene	ND	ug/m3	2.0	0.24	1.68		04/24/14 22:39	95-50-1	
1,3-Dichlorobenzene	ND	ug/m3	2.0	0.39	1.68		04/24/14 22:39	541-73-1	
1,4-Dichlorobenzene	ND	ug/m3	2.0	0.33	1.68		04/24/14 22:39	106-46-7	
Dichlorodifluoromethane	**2.3**	ug/m3	1.7	0.18	1.68		04/24/14 22:39	75-71-8	
1,1-Dichloroethane	ND	ug/m3	1.4	0.24	1.68		04/24/14 22:39	75-34-3	
1,2-Dichloroethane	ND	ug/m3	0.69	0.20	1.68		04/24/14 22:39	107-06-2	
1,1-Dichloroethene	ND	ug/m3	1.4	0.17	1.68		04/24/14 22:39	75-35-4	
cis-1,2-Dichloroethene	ND	ug/m3	1.4	0.33	1.68		04/24/14 22:39	156-59-2	
trans-1,2-Dichloroethene	ND	ug/m3	1.4	0.27	1.68		04/24/14 22:39	156-60-5	
1,2-Dichloropropane	ND	ug/m3	1.6	0.26	1.68		04/24/14 22:39	78-87-5	
cis-1,3-Dichloropropene	ND	ug/m3	1.5	0.23	1.68		04/24/14 22:39	10061-01-5	
trans-1,3-Dichloropropene	ND	ug/m3	1.5	0.25	1.68		04/24/14 22:39	10061-02-6	
Dichlorotetrafluoroethane	ND	ug/m3	2.4	0.42	1.68		04/24/14 22:39	76-14-2	
Ethanol	**42.9**	ug/m3	0.64	0.32	1.68		04/24/14 22:39	64-17-5	
Ethyl acetate	ND	ug/m3	1.2	0.21	1.68		04/24/14 22:39	141-78-6	
Ethylbenzene	**5.2**	ug/m3	1.5	0.30	1.68		04/24/14 22:39	100-41-4	
4-Ethyltoluene	ND	ug/m3	1.7	0.29	1.68		04/24/14 22:39	622-96-8	
n-Heptane	**13.5**	ug/m3	1.4	0.27	1.68		04/24/14 22:39	142-82-5	
Hexachloro-1,3-butadiene	ND	ug/m3	3.7	0.69	1.68		04/24/14 22:39	87-68-3	
n-Hexane	**22.2**	ug/m3	1.2	0.17	1.68		04/24/14 22:39	110-54-3	
2-Hexanone	**2.7**	ug/m3	1.4	0.36	1.68		04/24/14 22:39	591-78-6	
Methylene Chloride	ND	ug/m3	1.2	0.59	1.68		04/24/14 22:39	75-09-2	
4-Methyl-2-pentanone (MIBK)	ND	ug/m3	1.4	0.29	1.68		04/24/14 22:39	108-10-1	
Methyl-tert-butyl ether	ND	ug/m3	1.2	0.15	1.68		04/24/14 22:39	1634-04-4	
Naphthalene	ND	ug/m3	1.8	0.90	1.68		04/24/14 22:39	91-20-3	
2-Propanol	ND	ug/m3	0.84	0.16	1.68		04/24/14 22:39	67-63-0	
Propylene	**66.3**	ug/m3	1.5	0.18	1.68		04/24/14 22:39	115-07-1	
Styrene	ND	ug/m3	1.5	0.23	1.68		04/24/14 22:39	100-42-5	
1,1,2,2-Tetrachloroethane	ND	ug/m3	1.2	0.39	1.68		04/24/14 22:39	79-34-5	

REPORT OF LABORATORY ANALYSIS

This report shall not be reproduced, except in full,
without the written consent of Pace Analytical Services, Inc..

Pace Analytical Services, Inc.
1700 Elm Street - Suite 200
Minneapolis, MN 55414
(612)607-1700

ANALYTICAL RESULTS

Project: 60317420 St. Louis Park Inv.
Pace Project No.: 10263164

Sample: VP-201 **Lab ID: 10263164028** Collected: 04/10/14 00:00 Received: 04/11/14 14:05 Matrix: Air

Parameters	Results	Units	Report Limit	MDL	DF	Prepared	Analyzed	CAS No.	Qual
TO15 MSV AIR	Analytical Method: TO-15								
Tetrachloroethene	ND	ug/m3	1.2	0.32	1.68		04/24/14 22:39	127-18-4	
Tetrahydrofuran	ND	ug/m3	1.0	0.23	1.68		04/24/14 22:39	109-99-9	
Toluene	**20.6**	ug/m3	1.3	0.23	1.68		04/24/14 22:39	108-88-3	
1,2,4-Trichlorobenzene	ND	ug/m3	2.5	0.61	1.68		04/24/14 22:39	120-82-1	
1,1,1-Trichloroethane	ND	ug/m3	1.9	0.23	1.68		04/24/14 22:39	71-55-6	
1,1,2-Trichloroethane	ND	ug/m3	0.92	0.41	1.68		04/24/14 22:39	79-00-5	
Trichloroethene	**2.2**	ug/m3	0.92	0.30	1.68		04/25/14 21:52	79-01-6	
Trichlorofluoromethane	ND	ug/m3	1.9	0.23	1.68		04/24/14 22:39	75-69-4	
1,1,2-Trichlorotrifluoroethane	ND	ug/m3	2.7	0.27	1.68		04/24/14 22:39	76-13-1	
1,2,4-Trimethylbenzene	**3.7**	ug/m3	1.7	0.20	1.68		04/24/14 22:39	95-63-6	
1,3,5-Trimethylbenzene	ND	ug/m3	1.7	0.35	1.68		04/24/14 22:39	108-67-8	
Vinyl acetate	ND	ug/m3	1.2	0.58	1.68		04/24/14 22:39	108-05-4	
Vinyl chloride	ND	ug/m3	0.44	0.16	1.68		04/24/14 22:39	75-01-4	
m&p-Xylene	**12.4**	ug/m3	3.0	0.24	1.68		04/24/14 22:39	179601-23-1	
o-Xylene	**3.6**	ug/m3	1.5	0.74	1.68		04/24/14 22:39	95-47-6	

REPORT OF LABORATORY ANALYSIS

This report shall not be reproduced, except in full,
without the written consent of Pace Analytical Services, Inc..

Pace Analytical Services, Inc.
1700 Elm Street - Suite 200
Minneapolis, MN 55414
(612)607-1700

QUALITY CONTROL DATA

Project: 60317420 St. Louis Park Inv.
Pace Project No.: 10263164

QC Batch: AIR/20056
QC Batch Method: TO-15
Analysis Method: TO-15
Analysis Description: TO15 MSV AIR Low Level
Associated Lab Samples: 10263164002

METHOD BLANK: 1664474
Matrix: Air
Associated Lab Samples: 10263164002

Parameter	Units	Blank Result	Reporting Limit	Analyzed	Qualifiers
1,1,1-Trichloroethane	ug/m3	ND	1.1	04/24/14 15:22	
1,1,2,2-Tetrachloroethane	ug/m3	ND	0.70	04/24/14 15:22	
1,1,2-Trichloroethane	ug/m3	ND	0.55	04/24/14 15:22	
1,1,2-Trichlorotrifluoroethane	ug/m3	ND	1.6	04/24/14 15:22	
1,1-Dichloroethane	ug/m3	ND	0.82	04/24/14 15:22	
1,1-Dichloroethene	ug/m3	ND	0.81	04/24/14 15:22	
1,2,4-Trichlorobenzene	ug/m3	ND	1.5	04/24/14 15:22	
1,2,4-Trimethylbenzene	ug/m3	ND	1.0	04/24/14 15:22	
1,2-Dibromoethane (EDB)	ug/m3	ND	1.6	04/24/14 15:22	
1,2-Dichlorobenzene	ug/m3	ND	1.2	04/24/14 15:22	
1,2-Dichloroethane	ug/m3	ND	0.41	04/24/14 15:22	
1,2-Dichloropropane	ug/m3	ND	0.94	04/24/14 15:22	
1,3,5-Trimethylbenzene	ug/m3	ND	1.0	04/24/14 15:22	
1,3-Butadiene	ug/m3	ND	0.45	04/24/14 15:22	
1,3-Dichlorobenzene	ug/m3	ND	1.2	04/24/14 15:22	
1,4-Dichlorobenzene	ug/m3	ND	1.2	04/24/14 15:22	
2-Butanone (MEK)	ug/m3	ND	0.60	04/24/14 15:22	
2-Hexanone	ug/m3	ND	0.83	04/24/14 15:22	
2-Propanol	ug/m3	ND	0.50	04/24/14 15:22	
4-Ethyltoluene	ug/m3	ND	1.0	04/24/14 15:22	
4-Methyl-2-pentanone (MIBK)	ug/m3	ND	0.83	04/24/14 15:22	
Acetone	ug/m3	ND	0.48	04/24/14 15:22	
Benzene	ug/m3	ND	0.32	04/24/14 15:22	
Benzyl chloride	ug/m3	ND	1.0	04/24/14 15:22	
Bromodichloromethane	ug/m3	ND	1.4	04/24/14 15:22	
Bromoform	ug/m3	ND	2.1	04/24/14 15:22	
Bromomethane	ug/m3	ND	0.79	04/24/14 15:22	
Carbon disulfide	ug/m3	ND	0.63	04/24/14 15:22	
Carbon tetrachloride	ug/m3	ND	0.64	04/24/14 15:22	
Chlorobenzene	ug/m3	ND	0.94	04/24/14 15:22	
Chloroethane	ug/m3	ND	0.54	04/24/14 15:22	
Chloroform	ug/m3	ND	0.99	04/24/14 15:22	
Chloromethane	ug/m3	ND	0.42	04/24/14 15:22	
cis-1,2-Dichloroethene	ug/m3	ND	0.81	04/24/14 15:22	
cis-1,3-Dichloropropene	ug/m3	ND	0.92	04/24/14 15:22	
Cyclohexane	ug/m3	ND	0.70	04/24/14 15:22	
Dibromochloromethane	ug/m3	ND	1.7	04/24/14 15:22	
Dichlorodifluoromethane	ug/m3	ND	1.0	04/24/14 15:22	
Dichlorotetrafluoroethane	ug/m3	ND	1.4	04/24/14 15:22	
Ethanol	ug/m3	ND	0.38	04/24/14 15:22	
Ethyl acetate	ug/m3	ND	0.73	04/24/14 15:22	
Ethylbenzene	ug/m3	ND	0.88	04/24/14 15:22	
Hexachloro-1,3-butadiene	ug/m3	ND	2.2	04/24/14 15:22	

REPORT OF LABORATORY ANALYSIS

This report shall not be reproduced, except in full,
without the written consent of Pace Analytical Services, Inc..

Pace Analytical Services, Inc.
1700 Elm Street - Suite 200
Minneapolis, MN 55414
(612)607-1700

QUALITY CONTROL DATA

Project: 60317420 St. Louis Park Inv.
Pace Project No.: 10263164

METHOD BLANK: 1664474 Matrix: Air
Associated Lab Samples: 10263164002

Parameter	Units	Blank Result	Reporting Limit	Analyzed	Qualifiers
m&p-Xylene	ug/m3	ND	1.8	04/24/14 15:22	
Methyl-tert-butyl ether	ug/m3	ND	0.73	04/24/14 15:22	
Methylene Chloride	ug/m3	ND	0.71	04/24/14 15:22	
n-Heptane	ug/m3	ND	0.83	04/24/14 15:22	
n-Hexane	ug/m3	ND	0.72	04/24/14 15:22	
Naphthalene	ug/m3	ND	1.1	04/24/14 15:22	
o-Xylene	ug/m3	ND	0.88	04/24/14 15:22	
Propylene	ug/m3	ND	0.35	04/24/14 15:22	
Styrene	ug/m3	ND	0.87	04/24/14 15:22	
Tetrachloroethene	ug/m3	ND	0.69	04/24/14 15:22	
Tetrahydrofuran	ug/m3	ND	0.60	04/24/14 15:22	
Toluene	ug/m3	ND	0.77	04/24/14 15:22	
trans-1,2-Dichloroethene	ug/m3	ND	0.81	04/24/14 15:22	
trans-1,3-Dichloropropene	ug/m3	ND	0.92	04/24/14 15:22	
Trichloroethene	ug/m3	ND	0.55	04/24/14 15:22	
Trichlorofluoromethane	ug/m3	ND	1.1	04/24/14 15:22	
Vinyl acetate	ug/m3	ND	0.72	04/24/14 15:22	
Vinyl chloride	ug/m3	ND	0.26	04/24/14 15:22	

LABORATORY CONTROL SAMPLE: 1664475

Parameter	Units	Spike Conc.	LCS Result	LCS % Rec	% Rec Limits	Qualifiers
1,1,1-Trichloroethane	ug/m3	55.5	48.6	88	72-128	
1,1,2,2-Tetrachloroethane	ug/m3	69.8	64.6	93	72-136	
1,1,2-Trichloroethane	ug/m3	55.5	52.0	94	72-130	
1,1,2-Trichlorotrifluoroethane	ug/m3	77.9	70.9	91	68-126	
1,1-Dichloroethane	ug/m3	41.2	41.8	102	68-128	
1,1-Dichloroethene	ug/m3	40.3	35.7	89	68-130	
1,2,4-Trichlorobenzene	ug/m3	75.5	77.0	102	30-150	
1,2,4-Trimethylbenzene	ug/m3	50	56.6	113	71-140	
1,2-Dibromoethane (EDB)	ug/m3	78.1	77.2	99	73-136	
1,2-Dichlorobenzene	ug/m3	61.2	66.4	109	63-150	
1,2-Dichloroethane	ug/m3	41.2	35.5	86	71-132	
1,2-Dichloropropane	ug/m3	47	42.2	90	72-130	
1,3,5-Trimethylbenzene	ug/m3	50	56.3	113	73-136	
1,3-Butadiene	ug/m3	22.5	20.8	92	72-130	
1,3-Dichlorobenzene	ug/m3	61.2	66.9	109	69-142	
1,4-Dichlorobenzene	ug/m3	61.2	61.3	100	65-142	
2-Butanone (MEK)	ug/m3	30	30.6	102	71-135	
2-Hexanone	ug/m3	41.7	45.3	109	75-133	
2-Propanol	ug/m3	25	25.0	100	68-135	
4-Ethyltoluene	ug/m3	50	57.8	116	73-134	
4-Methyl-2-pentanone (MIBK)	ug/m3	41.7	44.2	106	72-137	
Acetone	ug/m3	24.2	21.6	89	68-136	
Benzene	ug/m3	32.5	31.6	97	69-134	

REPORT OF LABORATORY ANALYSIS

This report shall not be reproduced, except in full,
without the written consent of Pace Analytical Services, Inc..

Pace Analytical Services, Inc.
1700 Elm Street - Suite 200
Minneapolis, MN 55414
(612)607-1700

QUALITY CONTROL DATA

Project: 60317420 St. Louis Park Inv.
Pace Project No.: 10263164

LABORATORY CONTROL SAMPLE: 1664475

Parameter	Units	Spike Conc.	LCS Result	LCS % Rec	% Rec Limits	Qualifiers
Benzyl chloride	ug/m3	52.5	61.5	117	71-136	
Bromodichloromethane	ug/m3	68.2	59.8	88	74-129	
Bromoform	ug/m3	105	104	99	69-138	
Bromomethane	ug/m3	39.5	37.0	94	68-127	
Carbon disulfide	ug/m3	31.7	32.0	101	68-130	
Carbon tetrachloride	ug/m3	64	55.2	86	66-134	
Chlorobenzene	ug/m3	46.8	44.7	95	72-137	
Chloroethane	ug/m3	26.8	24.8	92	69-128	
Chloroform	ug/m3	49.7	43.4	87	72-127	
Chloromethane	ug/m3	21	19.6	94	69-125	
cis-1,2-Dichloroethene	ug/m3	40.3	38.1	94	71-135	
cis-1,3-Dichloropropene	ug/m3	46.2	44.4	96	74-134	
Cyclohexane	ug/m3	35	37.3	107	72-130	
Dibromochloromethane	ug/m3	86.6	83.1	96	73-133	
Dichlorodifluoromethane	ug/m3	50.3	44.1	88	69-125	
Dichlorotetrafluoroethane	ug/m3	71.1	64.8	91	68-128	
Ethanol	ug/m3	19.2	17.9	93	70-134	
Ethyl acetate	ug/m3	36.6	34.9	95	71-134	
Ethylbenzene	ug/m3	44.2	49.2	111	73-139	
Hexachloro-1,3-butadiene	ug/m3	108	96.6	89	30-150	
m&p-Xylene	ug/m3	44.2	47.6	108	73-139	
Methyl-tert-butyl ether	ug/m3	36.7	38.1	104	72-132	
Methylene Chloride	ug/m3	35.3	37.7	107	64-134	
n-Heptane	ug/m3	41.7	41.2	99	70-130	
n-Hexane	ug/m3	35.8	36.1	101	69-128	
Naphthalene	ug/m3	53.3	52.0	98	61-150	
o-Xylene	ug/m3	44.2	47.3	107	71-138	
Propylene	ug/m3	17.5	19.3	111	69-133	
Styrene	ug/m3	43.3	38.7	89	74-136	
Tetrachloroethene	ug/m3	69	65.5	95	69-136	
Tetrahydrofuran	ug/m3	30	31.6	105	73-131	
Toluene	ug/m3	38.3	37.2	97	67-133	
trans-1,2-Dichloroethene	ug/m3	40.3	41.0	102	70-131	
trans-1,3-Dichloropropene	ug/m3	46.2	42.0	91	72-135	
Trichloroethene	ug/m3	54.6	50.1	92	70-135	
Trichlorofluoromethane	ug/m3	57.1	48.2	84	67-125	
Vinyl acetate	ug/m3	35.8	40.0	112	72-133	
Vinyl chloride	ug/m3	26	24.0	92	69-132	

SAMPLE DUPLICATE: 1664476

Parameter	Units	10263077001 Result	Dup Result	RPD	Max RPD	Qualifiers
1,1,1-Trichloroethane	ug/m3	ND	ND		25	
1,1,2,2-Tetrachloroethane	ug/m3	ND	ND		25	
1,1,2-Trichloroethane	ug/m3	ND	ND		25	
1,1,2-Trichlorotrifluoroethane	ug/m3	ND	ND		25	
1,1-Dichloroethane	ug/m3	ND	ND		25	

REPORT OF LABORATORY ANALYSIS

This report shall not be reproduced, except in full,
without the written consent of Pace Analytical Services, Inc..

Pace Analytical Services, Inc.
1700 Elm Street - Suite 200
Minneapolis, MN 55414
(612)607-1700

QUALITY CONTROL DATA

Project: 60317420 St. Louis Park Inv.
Pace Project No.: 10263164

SAMPLE DUPLICATE: 1664476

Parameter	Units	10263077001 Result	Dup Result	RPD	Max RPD	Qualifiers
1,1-Dichloroethene	ug/m3	ND	ND		25	
1,2,4-Trichlorobenzene	ug/m3	ND	ND		25	
1,2,4-Trimethylbenzene	ug/m3	ND	ND		25	
1,2-Dibromoethane (EDB)	ug/m3	ND	ND		25	
1,2-Dichlorobenzene	ug/m3	ND	ND		25	
1,2-Dichloroethane	ug/m3	ND	ND		25	
1,2-Dichloropropane	ug/m3	ND	ND		25	
1,3,5-Trimethylbenzene	ug/m3	ND	ND		25	
1,3-Butadiene	ug/m3	1.3	1.4	5	25	
1,3-Dichlorobenzene	ug/m3	ND	ND		25	
1,4-Dichlorobenzene	ug/m3	ND	ND		25	
2-Butanone (MEK)	ug/m3	0.90	0.84	6	25	
2-Hexanone	ug/m3	ND	ND		25	
2-Propanol	ug/m3	ND	ND		25	
4-Ethyltoluene	ug/m3	ND	ND		25	
4-Methyl-2-pentanone (MIBK)	ug/m3	ND	ND		25	
Acetone	ug/m3	3.2	3.3	3	25	
Benzene	ug/m3	ND	ND		25	
Benzyl chloride	ug/m3	ND	ND		25	
Bromodichloromethane	ug/m3	ND	ND		25	
Bromoform	ug/m3	ND	ND		25	
Bromomethane	ug/m3	ND	ND		25	
Carbon disulfide	ug/m3	ND	ND		25	
Carbon tetrachloride	ug/m3	ND	ND		25	
Chlorobenzene	ug/m3	ND	ND		25	
Chloroethane	ug/m3	ND	ND		25	
Chloroform	ug/m3	ND	ND		25	
Chloromethane	ug/m3	0.70	0.65	7	25	
cis-1,2-Dichloroethene	ug/m3	ND	ND		25	
cis-1,3-Dichloropropene	ug/m3	ND	ND		25	
Cyclohexane	ug/m3	ND	ND		25	
Dibromochloromethane	ug/m3	ND	ND		25	
Dichlorodifluoromethane	ug/m3	2.3	2.4	5	25	
Dichlorotetrafluoroethane	ug/m3	ND	ND		25	
Ethanol	ug/m3	1.8	1.6	10	25	
Ethyl acetate	ug/m3	ND	ND		25	
Ethylbenzene	ug/m3	ND	ND		25	
Hexachloro-1,3-butadiene	ug/m3	ND	ND		25	
m&p-Xylene	ug/m3	ND	ND		25	
Methyl-tert-butyl ether	ug/m3	ND	ND		25	
Methylene Chloride	ug/m3	ND	ND		25	
n-Heptane	ug/m3	ND	ND		25	
n-Hexane	ug/m3	ND	ND		25	
Naphthalene	ug/m3	ND	ND		25	
o-Xylene	ug/m3	ND	ND		25	
Propylene	ug/m3	ND	ND		25	
Styrene	ug/m3	9.0	9.0	.5	25	
Tetrachloroethene	ug/m3	ND	ND		25	

REPORT OF LABORATORY ANALYSIS

This report shall not be reproduced, except in full,
without the written consent of Pace Analytical Services, Inc..

Pace Analytical Services, Inc.
1700 Elm Street - Suite 200
Minneapolis, MN 55414
(612)607-1700

QUALITY CONTROL DATA

Project: 60317420 St. Louis Park Inv.
Pace Project No.: 10263164

SAMPLE DUPLICATE: 1664476

Parameter	Units	10263077001 Result	Dup Result	RPD	Max RPD	Qualifiers
Tetrahydrofuran	ug/m3	ND	ND		25	
Toluene	ug/m3	0.77J	ND		25	
trans-1,2-Dichloroethene	ug/m3	ND	ND		25	
trans-1,3-Dichloropropene	ug/m3	ND	ND		25	
Trichloroethene	ug/m3	ND	ND		25	
Trichlorofluoromethane	ug/m3	1.1J	1.2		25	
Vinyl acetate	ug/m3	ND	ND		25	
Vinyl chloride	ug/m3	ND	ND		25	

This report shall not be reproduced, except in full,
without the written consent of Pace Analytical Services, Inc..

Pace Analytical Services, Inc.
1700 Elm Street - Suite 200
Minneapolis, MN 55414
(612)607-1700

QUALITY CONTROL DATA

Project: 60317420 St. Louis Park Inv.
Pace Project No.: 10263164

QC Batch: AIR/20061 Analysis Method: TO-15
QC Batch Method: TO-15 Analysis Description: TO15 MSV AIR Low Level
Associated Lab Samples: 10263164008, 10263164010, 10263164011, 10263164012

METHOD BLANK: 1664999 Matrix: Air
Associated Lab Samples: 10263164008, 10263164010, 10263164011, 10263164012

Parameter	Units	Blank Result	Reporting Limit	Analyzed	Qualifiers
1,1,1-Trichloroethane	ug/m3	ND	1.1	04/24/14 17:43	
1,1,2,2-Tetrachloroethane	ug/m3	ND	0.70	04/24/14 17:43	
1,1,2-Trichloroethane	ug/m3	ND	0.55	04/24/14 17:43	
1,1,2-Trichlorotrifluoroethane	ug/m3	ND	1.6	04/24/14 17:43	
1,1-Dichloroethane	ug/m3	ND	0.82	04/24/14 17:43	
1,1-Dichloroethene	ug/m3	ND	0.81	04/24/14 17:43	
1,2,4-Trichlorobenzene	ug/m3	ND	1.5	04/24/14 17:43	
1,2,4-Trimethylbenzene	ug/m3	ND	1.0	04/24/14 17:43	
1,2-Dibromoethane (EDB)	ug/m3	ND	1.6	04/24/14 17:43	
1,2-Dichlorobenzene	ug/m3	ND	1.2	04/24/14 17:43	
1,2-Dichloroethane	ug/m3	ND	0.41	04/24/14 17:43	
1,2-Dichloropropane	ug/m3	ND	0.94	04/24/14 17:43	
1,3,5-Trimethylbenzene	ug/m3	ND	1.0	04/24/14 17:43	
1,3-Butadiene	ug/m3	ND	0.45	04/24/14 17:43	
1,3-Dichlorobenzene	ug/m3	ND	1.2	04/24/14 17:43	
1,4-Dichlorobenzene	ug/m3	ND	1.2	04/24/14 17:43	
2-Butanone (MEK)	ug/m3	ND	0.60	04/24/14 17:43	
2-Hexanone	ug/m3	ND	0.83	04/24/14 17:43	
2-Propanol	ug/m3	ND	0.50	04/24/14 17:43	
4-Ethyltoluene	ug/m3	ND	1.0	04/24/14 17:43	
4-Methyl-2-pentanone (MIBK)	ug/m3	ND	0.83	04/24/14 17:43	
Acetone	ug/m3	ND	0.48	04/24/14 17:43	
Benzene	ug/m3	ND	0.32	04/24/14 17:43	
Benzyl chloride	ug/m3	ND	1.0	04/24/14 17:43	
Bromodichloromethane	ug/m3	ND	1.4	04/24/14 17:43	
Bromoform	ug/m3	ND	2.1	04/24/14 17:43	
Bromomethane	ug/m3	ND	0.79	04/24/14 17:43	
Carbon disulfide	ug/m3	ND	0.63	04/24/14 17:43	
Carbon tetrachloride	ug/m3	ND	0.64	04/24/14 17:43	
Chlorobenzene	ug/m3	ND	0.94	04/24/14 17:43	
Chloroethane	ug/m3	ND	0.54	04/24/14 17:43	
Chloroform	ug/m3	ND	0.99	04/24/14 17:43	
Chloromethane	ug/m3	ND	0.42	04/24/14 17:43	
cis-1,2-Dichloroethene	ug/m3	ND	0.81	04/24/14 17:43	
cis-1,3-Dichloropropene	ug/m3	ND	0.92	04/24/14 17:43	
Cyclohexane	ug/m3	ND	0.70	04/24/14 17:43	
Dibromochloromethane	ug/m3	ND	1.7	04/24/14 17:43	
Dichlorodifluoromethane	ug/m3	ND	1.0	04/24/14 17:43	
Dichlorotetrafluoroethane	ug/m3	ND	1.4	04/24/14 17:43	
Ethanol	ug/m3	ND	0.38	04/24/14 17:43	
Ethyl acetate	ug/m3	ND	0.73	04/24/14 17:43	
Ethylbenzene	ug/m3	ND	0.88	04/24/14 17:43	
Hexachloro-1,3-butadiene	ug/m3	ND	2.2	04/24/14 17:43	

REPORT OF LABORATORY ANALYSIS

This report shall not be reproduced, except in full,
without the written consent of Pace Analytical Services, Inc..

Pace Analytical Services, Inc.
1700 Elm Street - Suite 200
Minneapolis, MN 55414
(612)607-1700

QUALITY CONTROL DATA

Project: 60317420 St. Louis Park Inv.
Pace Project No.: 10263164

METHOD BLANK: 1664999 Matrix: Air
Associated Lab Samples: 10263164008, 10263164010, 10263164011, 10263164012

Parameter	Units	Blank Result	Reporting Limit	Analyzed	Qualifiers
m&p-Xylene	ug/m3	ND	1.8	04/24/14 17:43	
Methyl-tert-butyl ether	ug/m3	ND	0.73	04/24/14 17:43	
Methylene Chloride	ug/m3	ND	0.71	04/24/14 17:43	
n-Heptane	ug/m3	ND	0.83	04/24/14 17:43	
n-Hexane	ug/m3	ND	0.72	04/24/14 17:43	
Naphthalene	ug/m3	ND	1.1	04/24/14 17:43	
o-Xylene	ug/m3	ND	0.88	04/24/14 17:43	
Propylene	ug/m3	ND	0.88	04/24/14 17:43	
Styrene	ug/m3	ND	0.87	04/24/14 17:43	
Tetrachloroethene	ug/m3	ND	0.69	04/24/14 17:43	
Tetrahydrofuran	ug/m3	ND	0.60	04/24/14 17:43	
Toluene	ug/m3	ND	0.77	04/24/14 17:43	
trans-1,2-Dichloroethene	ug/m3	ND	0.81	04/24/14 17:43	
trans-1,3-Dichloropropene	ug/m3	ND	0.92	04/24/14 17:43	
Trichloroethene	ug/m3	1.4	0.55	04/24/14 17:43	B
Trichlorofluoromethane	ug/m3	ND	1.1	04/24/14 17:43	
Vinyl acetate	ug/m3	ND	0.72	04/24/14 17:43	
Vinyl chloride	ug/m3	ND	0.26	04/24/14 17:43	

LABORATORY CONTROL SAMPLE: 1665000

Parameter	Units	Spike Conc.	LCS Result	LCS % Rec	% Rec Limits	Qualifiers
1,1,1-Trichloroethane	ug/m3	55.5	51.4	93	72-128	
1,1,2,2-Tetrachloroethane	ug/m3	69.8	59.3	85	72-136	
1,1,2-Trichloroethane	ug/m3	55.5	48.1	87	72-130	
1,1,2-Trichlorotrifluoroethane	ug/m3	77.9	69.6	89	68-126	
1,1-Dichloroethane	ug/m3	41.2	36.4	88	68-128	
1,1-Dichloroethene	ug/m3	40.3	36.5	90	68-130	
1,2,4-Trichlorobenzene	ug/m3	75.5	69.0	91	30-150	
1,2,4-Trimethylbenzene	ug/m3	50	43.4	87	71-140	
1,2-Dibromoethane (EDB)	ug/m3	78.1	69.9	89	73-136	
1,2-Dichlorobenzene	ug/m3	61.2	53.4	87	63-150	
1,2-Dichloroethane	ug/m3	41.2	36.2	88	71-132	
1,2-Dichloropropane	ug/m3	47	41.6	89	72-130	
1,3,5-Trimethylbenzene	ug/m3	50	44.1	88	73-136	
1,3-Butadiene	ug/m3	22.5	20.2	90	72-130	
1,3-Dichlorobenzene	ug/m3	61.2	52.9	87	69-142	
1,4-Dichlorobenzene	ug/m3	61.2	54.2	89	65-142	
2-Butanone (MEK)	ug/m3	30	28.1	94	71-135	
2-Hexanone	ug/m3	41.7	38.8	93	75-133	
2-Propanol	ug/m3	25	21.2	85	68-135	
4-Ethyltoluene	ug/m3	50	44.1	88	73-134	
4-Methyl-2-pentanone (MIBK)	ug/m3	41.7	38.1	92	72-137	
Acetone	ug/m3	24.2	24.5	101	68-136	
Benzene	ug/m3	32.5	31.6	97	69-134	

REPORT OF LABORATORY ANALYSIS

This report shall not be reproduced, except in full,
without the written consent of Pace Analytical Services, Inc..

Pace Analytical Services, Inc.
1700 Elm Street - Suite 200
Minneapolis, MN 55414
(612)607-1700

QUALITY CONTROL DATA

Project: 60317420 St. Louis Park Inv.
Pace Project No.: 10263164

LABORATORY CONTROL SAMPLE: 1665000

Parameter	Units	Spike Conc.	LCS Result	LCS % Rec	% Rec Limits	Qualifiers
Benzyl chloride	ug/m3	52.5	55.5	106	71-136	
Bromodichloromethane	ug/m3	68.2	64.0	94	74-129	
Bromoform	ug/m3	105	96.7	92	69-138	
Bromomethane	ug/m3	39.5	42.2	107	68-127	
Carbon disulfide	ug/m3	31.7	30.8	97	68-130	
Carbon tetrachloride	ug/m3	64	54.9	86	66-134	
Chlorobenzene	ug/m3	46.8	43.0	92	72-137	
Chloroethane	ug/m3	26.8	22.7	85	69-128	
Chloroform	ug/m3	49.7	44.4	89	72-127	
Chloromethane	ug/m3	21	19.3	92	69-125	
cis-1,2-Dichloroethene	ug/m3	40.3	37.0	92	71-135	
cis-1,3-Dichloropropene	ug/m3	46.2	40.9	89	74-134	
Cyclohexane	ug/m3	35	29.0	83	72-130	
Dibromochloromethane	ug/m3	86.6	79.8	92	73-133	
Dichlorodifluoromethane	ug/m3	50.3	43.5	86	69-125	
Dichlorotetrafluoroethane	ug/m3	71.1	67.6	95	68-128	
Ethanol	ug/m3	19.2	20.8	108	70-134	
Ethyl acetate	ug/m3	36.6	32.0	87	71-134	
Ethylbenzene	ug/m3	44.2	37.9	86	73-139	
Hexachloro-1,3-butadiene	ug/m3	108	104	96	30-150	
m&p-Xylene	ug/m3	44.2	38.3	87	73-139	
Methyl-tert-butyl ether	ug/m3	36.7	33.0	90	72-132	
Methylene Chloride	ug/m3	35.3	32.2	91	64-134	
n-Heptane	ug/m3	41.7	40.0	96	70-130	
n-Hexane	ug/m3	35.8	31.1	87	69-128	
Naphthalene	ug/m3	53.3	44.4	83	61-150	
o-Xylene	ug/m3	44.2	38.8	88	71-138	
Propylene	ug/m3	17.5	15.2	87	69-133	
Styrene	ug/m3	43.3	40.9	94	74-136	
Tetrachloroethene	ug/m3	69	66.5	96	69-136	
Tetrahydrofuran	ug/m3	30	26.4	88	73-131	
Toluene	ug/m3	38.3	32.7	85	67-133	
trans-1,2-Dichloroethene	ug/m3	40.3	35.4	88	70-131	
trans-1,3-Dichloropropene	ug/m3	46.2	46.3	100	72-135	
Trichloroethene	ug/m3	54.6	48.6	89	70-135	
Trichlorofluoromethane	ug/m3	57.1	52.8	92	67-125	
Vinyl acetate	ug/m3	35.8	35.2	98	72-133	
Vinyl chloride	ug/m3	26	23.3	90	69-132	

REPORT OF LABORATORY ANALYSIS

This report shall not be reproduced, except in full,
without the written consent of Pace Analytical Services, Inc..

Pace Analytical Services, Inc.
1700 Elm Street - Suite 200
Minneapolis, MN 55414
(612)607-1700

QUALITY CONTROL DATA

Project: 60317420 St. Louis Park Inv.
Pace Project No.: 10263164

QC Batch: AIR/20063 Analysis Method: TO-15
QC Batch Method: TO-15 Analysis Description: TO15 MSV AIR Low Level
Associated Lab Samples: 10263164001, 10263164003, 10263164004, 10263164005, 10263164006, 10263164007, 10263164009, 10263164028

METHOD BLANK: 1665063 Matrix: Air
Associated Lab Samples: 10263164001, 10263164003, 10263164004, 10263164005, 10263164006, 10263164007, 10263164009, 10263164028

Parameter	Units	Blank Result	Reporting Limit	Analyzed	Qualifiers
1,1,1-Trichloroethane	ug/m3	ND	1.1	04/24/14 17:43	
1,1,2,2-Tetrachloroethane	ug/m3	ND	0.70	04/24/14 17:43	
1,1,2-Trichloroethane	ug/m3	ND	0.55	04/24/14 17:43	
1,1,2-Trichlorotrifluoroethane	ug/m3	ND	1.6	04/24/14 17:43	
1,1-Dichloroethane	ug/m3	ND	0.82	04/24/14 17:43	
1,1-Dichloroethene	ug/m3	ND	0.81	04/24/14 17:43	
1,2,4-Trichlorobenzene	ug/m3	ND	1.5	04/24/14 17:43	
1,2,4-Trimethylbenzene	ug/m3	ND	1.0	04/24/14 17:43	
1,2-Dibromoethane (EDB)	ug/m3	ND	1.6	04/24/14 17:43	
1,2-Dichlorobenzene	ug/m3	ND	1.2	04/24/14 17:43	
1,2-Dichloroethane	ug/m3	ND	0.41	04/24/14 17:43	
1,2-Dichloropropane	ug/m3	ND	0.94	04/24/14 17:43	
1,3,5-Trimethylbenzene	ug/m3	ND	1.0	04/24/14 17:43	
1,3-Butadiene	ug/m3	ND	0.45	04/24/14 17:43	
1,3-Dichlorobenzene	ug/m3	ND	1.2	04/24/14 17:43	
1,4-Dichlorobenzene	ug/m3	ND	1.2	04/24/14 17:43	
2-Butanone (MEK)	ug/m3	ND	0.60	04/24/14 17:43	
2-Hexanone	ug/m3	ND	0.83	04/24/14 17:43	
2-Propanol	ug/m3	ND	0.50	04/24/14 17:43	
4-Ethyltoluene	ug/m3	ND	1.0	04/24/14 17:43	
4-Methyl-2-pentanone (MIBK)	ug/m3	ND	0.83	04/24/14 17:43	
Acetone	ug/m3	ND	0.48	04/24/14 17:43	
Benzene	ug/m3	ND	0.32	04/24/14 17:43	
Benzyl chloride	ug/m3	ND	1.0	04/24/14 17:43	
Bromodichloromethane	ug/m3	ND	1.4	04/24/14 17:43	
Bromoform	ug/m3	ND	2.1	04/24/14 17:43	
Bromomethane	ug/m3	ND	0.79	04/24/14 17:43	
Carbon disulfide	ug/m3	ND	0.63	04/24/14 17:43	
Carbon tetrachloride	ug/m3	ND	0.64	04/24/14 17:43	
Chlorobenzene	ug/m3	ND	0.94	04/24/14 17:43	
Chloroethane	ug/m3	ND	0.54	04/24/14 17:43	
Chloroform	ug/m3	ND	0.99	04/24/14 17:43	
Chloromethane	ug/m3	ND	0.42	04/24/14 17:43	
cis-1,2-Dichloroethene	ug/m3	ND	0.81	04/24/14 17:43	
cis-1,3-Dichloropropene	ug/m3	ND	0.92	04/24/14 17:43	
Cyclohexane	ug/m3	ND	0.70	04/24/14 17:43	
Dibromochloromethane	ug/m3	ND	1.7	04/24/14 17:43	
Dichlorodifluoromethane	ug/m3	ND	1.0	04/24/14 17:43	
Dichlorotetrafluoroethane	ug/m3	ND	1.4	04/24/14 17:43	
Ethanol	ug/m3	ND	0.38	04/24/14 17:43	
Ethyl acetate	ug/m3	ND	0.73	04/24/14 17:43	

REPORT OF LABORATORY ANALYSIS

This report shall not be reproduced, except in full,
without the written consent of Pace Analytical Services, Inc..

Pace Analytical Services, Inc.
1700 Elm Street - Suite 200
Minneapolis, MN 55414
(612)607-1700

QUALITY CONTROL DATA

Project: 60317420 St. Louis Park Inv.
Pace Project No.: 10263164

METHOD BLANK: 1665063 Matrix: Air

Associated Lab Samples: 10263164001, 10263164003, 10263164004, 10263164005, 10263164006, 10263164007, 10263164009, 10263164028

Parameter	Units	Blank Result	Reporting Limit	Analyzed	Qualifiers
Ethylbenzene	ug/m3	ND	0.88	04/24/14 17:43	
Hexachloro-1,3-butadiene	ug/m3	ND	2.2	04/24/14 17:43	
m&p-Xylene	ug/m3	ND	1.8	04/24/14 17:43	
Methyl-tert-butyl ether	ug/m3	ND	0.73	04/24/14 17:43	
Methylene Chloride	ug/m3	ND	0.71	04/24/14 17:43	
n-Heptane	ug/m3	ND	0.83	04/24/14 17:43	
n-Hexane	ug/m3	ND	0.72	04/24/14 17:43	
Naphthalene	ug/m3	ND	1.1	04/24/14 17:43	
o-Xylene	ug/m3	ND	0.88	04/24/14 17:43	
Propylene	ug/m3	ND	0.88	04/24/14 17:43	
Styrene	ug/m3	ND	0.87	04/24/14 17:43	
Tetrachloroethene	ug/m3	ND	0.69	04/24/14 17:43	
Tetrahydrofuran	ug/m3	ND	0.60	04/24/14 17:43	
Toluene	ug/m3	ND	0.77	04/24/14 17:43	
trans-1,2-Dichloroethene	ug/m3	ND	0.81	04/24/14 17:43	
trans-1,3-Dichloropropene	ug/m3	ND	0.92	04/24/14 17:43	
Trichloroethene	ug/m3	ND	0.55	04/25/14 08:32	
Trichlorofluoromethane	ug/m3	ND	1.1	04/24/14 17:43	
Vinyl acetate	ug/m3	ND	0.72	04/24/14 17:43	
Vinyl chloride	ug/m3	ND	0.26	04/24/14 17:43	

LABORATORY CONTROL SAMPLE: 1665064

Parameter	Units	Spike Conc.	LCS Result	LCS % Rec	% Rec Limits	Qualifiers
1,1,1-Trichloroethane	ug/m3	55.5	51.4	93	72-128	
1,1,2,2-Tetrachloroethane	ug/m3	69.8	59.3	85	72-136	
1,1,2-Trichloroethane	ug/m3	55.5	48.1	87	72-130	
1,1,2-Trichlorotrifluoroethane	ug/m3	77.9	69.6	89	68-126	
1,1-Dichloroethane	ug/m3	41.2	36.4	88	68-128	
1,1-Dichloroethene	ug/m3	40.3	36.5	90	68-130	
1,2,4-Trichlorobenzene	ug/m3	75.5	69.0	91	30-150	
1,2,4-Trimethylbenzene	ug/m3	50	43.4	87	71-140	
1,2-Dibromoethane (EDB)	ug/m3	78.1	69.9	89	73-136	
1,2-Dichlorobenzene	ug/m3	61.2	53.4	87	63-150	
1,2-Dichloroethane	ug/m3	41.2	36.2	88	71-132	
1,2-Dichloropropane	ug/m3	47	41.6	89	72-130	
1,3,5-Trimethylbenzene	ug/m3	50	44.1	88	73-136	
1,3-Butadiene	ug/m3	22.5	20.2	90	72-130	
1,3-Dichlorobenzene	ug/m3	61.2	52.9	87	69-142	
1,4-Dichlorobenzene	ug/m3	61.2	54.2	89	65-142	
2-Butanone (MEK)	ug/m3	30	28.1	94	71-135	
2-Hexanone	ug/m3	41.7	38.8	93	75-133	
2-Propanol	ug/m3	25	21.2	85	68-135	
4-Ethyltoluene	ug/m3	50	44.1	88	73-134	

REPORT OF LABORATORY ANALYSIS

This report shall not be reproduced, except in full,
without the written consent of Pace Analytical Services, Inc..

Pace Analytical Services, Inc.
1700 Elm Street - Suite 200
Minneapolis, MN 55414
(612)607-1700

QUALITY CONTROL DATA

Project: 60317420 St. Louis Park Inv.
Pace Project No.: 10263164

LABORATORY CONTROL SAMPLE: 1665064

Parameter	Units	Spike Conc.	LCS Result	LCS % Rec	% Rec Limits	Qualifiers
4-Methyl-2-pentanone (MIBK)	ug/m3	41.7	38.1	92	72-137	
Acetone	ug/m3	24.2	24.5	101	68-136	
Benzene	ug/m3	32.5	31.6	97	69-134	
Benzyl chloride	ug/m3	52.5	55.5	106	71-136	
Bromodichloromethane	ug/m3	68.2	64.0	94	74-129	
Bromoform	ug/m3	105	96.7	92	69-138	
Bromomethane	ug/m3	39.5	42.2	107	68-127	
Carbon disulfide	ug/m3	31.7	30.8	97	68-130	
Carbon tetrachloride	ug/m3	64	54.9	86	66-134	
Chlorobenzene	ug/m3	46.8	43.0	92	72-137	
Chloroethane	ug/m3	26.8	22.7	85	69-128	
Chloroform	ug/m3	49.7	44.4	89	72-127	
Chloromethane	ug/m3	21	19.3	92	69-125	
cis-1,2-Dichloroethene	ug/m3	40.3	37.0	92	71-135	
cis-1,3-Dichloropropene	ug/m3	46.2	40.9	89	74-134	
Cyclohexane	ug/m3	35	29.0	83	72-130	
Dibromochloromethane	ug/m3	86.6	79.8	92	73-133	
Dichlorodifluoromethane	ug/m3	50.3	43.5	86	69-125	
Dichlorotetrafluoroethane	ug/m3	71.1	67.6	95	68-128	
Ethanol	ug/m3	19.2	20.8	108	70-134	
Ethyl acetate	ug/m3	36.6	32.0	87	71-134	
Ethylbenzene	ug/m3	44.2	37.9	86	73-139	
Hexachloro-1,3-butadiene	ug/m3	108	104	96	30-150	
m&p-Xylene	ug/m3	44.2	38.3	87	73-139	
Methyl-tert-butyl ether	ug/m3	36.7	33.0	90	72-132	
Methylene Chloride	ug/m3	35.3	32.2	91	64-134	
n-Heptane	ug/m3	41.7	40.0	96	70-130	
n-Hexane	ug/m3	35.8	31.1	87	69-128	
Naphthalene	ug/m3	53.3	44.4	83	61-150	
o-Xylene	ug/m3	44.2	38.8	88	71-138	
Propylene	ug/m3	17.5	15.2	87	69-133	
Styrene	ug/m3	43.3	40.9	94	74-136	
Tetrachloroethene	ug/m3	69	66.5	96	69-136	
Tetrahydrofuran	ug/m3	30	26.4	88	73-131	
Toluene	ug/m3	38.3	32.7	85	67-133	
trans-1,2-Dichloroethene	ug/m3	40.3	35.4	88	70-131	
trans-1,3-Dichloropropene	ug/m3	46.2	46.3	100	72-135	
Trichloroethene	ug/m3	54.6	46.5	85	70-135	
Trichlorofluoromethane	ug/m3	57.1	52.8	92	67-125	
Vinyl acetate	ug/m3	35.8	35.2	98	72-133	
Vinyl chloride	ug/m3	26	23.3	90	69-132	

REPORT OF LABORATORY ANALYSIS

This report shall not be reproduced, except in full,
without the written consent of Pace Analytical Services, Inc..

Pace Analytical Services, Inc.
1700 Elm Street - Suite 200
Minneapolis, MN 55414
(612)607-1700

QUALITY CONTROL DATA

Project: 60317420 St. Louis Park Inv.
Pace Project No.: 10263164

QC Batch: AIR/20067 Analysis Method: TO-15
QC Batch Method: TO-15 Analysis Description: TO15 MSV AIR Low Level
Associated Lab Samples: 10263164013, 10263164014, 10263164015, 10263164016, 10263164017, 10263164018, 10263164019, 10263164020, 10263164021, 10263164022, 10263164023, 10263164024, 10263164025, 10263164026, 10263164027

METHOD BLANK: 1665368 Matrix: Air
Associated Lab Samples: 10263164013, 10263164014, 10263164015, 10263164016, 10263164017, 10263164018, 10263164019, 10263164020, 10263164021, 10263164022, 10263164023, 10263164024, 10263164025, 10263164026, 10263164027

Parameter	Units	Blank Result	Reporting Limit	Analyzed	Qualifiers
1,1,1-Trichloroethane	ug/m3	ND	1.1	04/25/14 09:19	
1,1,2,2-Tetrachloroethane	ug/m3	ND	0.70	04/25/14 09:19	
1,1,2-Trichloroethane	ug/m3	ND	0.55	04/25/14 09:19	
1,1,2-Trichlorotrifluoroethane	ug/m3	ND	1.6	04/25/14 09:19	
1,1-Dichloroethane	ug/m3	ND	0.82	04/25/14 09:19	
1,1-Dichloroethene	ug/m3	ND	0.81	04/25/14 09:19	
1,2,4-Trichlorobenzene	ug/m3	ND	1.5	04/25/14 09:19	
1,2,4-Trimethylbenzene	ug/m3	ND	1.0	04/25/14 09:19	
1,2-Dibromoethane (EDB)	ug/m3	ND	1.6	04/25/14 09:19	
1,2-Dichlorobenzene	ug/m3	ND	1.2	04/25/14 09:19	
1,2-Dichloroethane	ug/m3	ND	0.41	04/25/14 09:19	
1,2-Dichloropropane	ug/m3	ND	0.94	04/25/14 09:19	
1,3,5-Trimethylbenzene	ug/m3	ND	1.0	04/25/14 09:19	
1,3-Butadiene	ug/m3	ND	0.45	04/25/14 09:19	
1,3-Dichlorobenzene	ug/m3	ND	1.2	04/25/14 09:19	
1,4-Dichlorobenzene	ug/m3	ND	1.2	04/25/14 09:19	
2-Butanone (MEK)	ug/m3	ND	0.60	04/25/14 09:19	
2-Hexanone	ug/m3	ND	0.83	04/25/14 09:19	
2-Propanol	ug/m3	ND	0.50	04/25/14 09:19	
4-Ethyltoluene	ug/m3	ND	1.0	04/25/14 09:19	
4-Methyl-2-pentanone (MIBK)	ug/m3	ND	0.83	04/25/14 09:19	
Acetone	ug/m3	ND	0.48	04/25/14 09:19	
Benzene	ug/m3	ND	0.32	04/25/14 09:19	
Benzyl chloride	ug/m3	ND	1.0	04/25/14 09:19	
Bromodichloromethane	ug/m3	ND	1.4	04/25/14 09:19	
Bromoform	ug/m3	ND	2.1	04/25/14 09:19	
Bromomethane	ug/m3	ND	0.79	04/25/14 09:19	
Carbon disulfide	ug/m3	ND	0.63	04/25/14 09:19	
Carbon tetrachloride	ug/m3	ND	0.64	04/25/14 09:19	
Chlorobenzene	ug/m3	ND	0.94	04/25/14 09:19	
Chloroethane	ug/m3	ND	0.54	04/25/14 09:19	
Chloroform	ug/m3	ND	0.99	04/25/14 09:19	
Chloromethane	ug/m3	ND	0.42	04/25/14 09:19	
cis-1,2-Dichloroethene	ug/m3	ND	0.81	04/25/14 09:19	
cis-1,3-Dichloropropene	ug/m3	ND	0.92	04/25/14 09:19	
Cyclohexane	ug/m3	ND	0.70	04/25/14 09:19	
Dibromochloromethane	ug/m3	ND	1.7	04/25/14 09:19	
Dichlorodifluoromethane	ug/m3	ND	1.0	04/25/14 09:19	
Dichlorotetrafluoroethane	ug/m3	ND	1.4	04/25/14 09:19	

REPORT OF LABORATORY ANALYSIS

This report shall not be reproduced, except in full,
without the written consent of Pace Analytical Services, Inc..

Pace Analytical Services, Inc.
1700 Elm Street - Suite 200
Minneapolis, MN 55414
(612)607-1700

QUALITY CONTROL DATA

Project: 60317420 St. Louis Park Inv.
Pace Project No.: 10263164

METHOD BLANK: 1665368 Matrix: Air

Associated Lab Samples: 10263164013, 10263164014, 10263164015, 10263164016, 10263164017, 10263164018, 10263164019, 10263164020, 10263164021, 10263164022, 10263164023, 10263164024, 10263164025, 10263164026, 10263164027

Parameter	Units	Blank Result	Reporting Limit	Analyzed	Qualifiers
Ethanol	ug/m3	ND	0.38	04/25/14 09:19	
Ethyl acetate	ug/m3	ND	0.73	04/25/14 09:19	
Ethylbenzene	ug/m3	ND	0.88	04/25/14 09:19	
Hexachloro-1,3-butadiene	ug/m3	ND	2.2	04/25/14 09:19	
m&p-Xylene	ug/m3	ND	1.8	04/25/14 09:19	
Methyl-tert-butyl ether	ug/m3	ND	0.73	04/25/14 09:19	
Methylene Chloride	ug/m3	ND	0.71	04/25/14 09:19	
n-Heptane	ug/m3	ND	0.83	04/25/14 09:19	
n-Hexane	ug/m3	ND	0.72	04/25/14 09:19	
Naphthalene	ug/m3	ND	1.1	04/25/14 09:19	
o-Xylene	ug/m3	ND	0.88	04/25/14 09:19	
Propylene	ug/m3	ND	0.35	04/25/14 09:19	
Styrene	ug/m3	ND	2.2	04/25/14 09:19	
Tetrachloroethene	ug/m3	ND	0.69	04/25/14 09:19	
Tetrahydrofuran	ug/m3	ND	0.60	04/25/14 09:19	
Toluene	ug/m3	ND	0.77	04/25/14 09:19	
trans-1,2-Dichloroethene	ug/m3	ND	0.81	04/25/14 09:19	
trans-1,3-Dichloropropene	ug/m3	ND	0.92	04/25/14 09:19	
Trichloroethene	ug/m3	ND	0.55	04/25/14 09:19	
Trichlorofluoromethane	ug/m3	ND	1.1	04/25/14 09:19	
Vinyl acetate	ug/m3	ND	0.72	04/25/14 09:19	
Vinyl chloride	ug/m3	ND	0.26	04/25/14 09:19	

LABORATORY CONTROL SAMPLE: 1665369

Parameter	Units	Spike Conc.	LCS Result	LCS % Rec	% Rec Limits	Qualifiers
1,1,1-Trichloroethane	ug/m3	55.5	49.8	90	72-128	
1,1,2,2-Tetrachloroethane	ug/m3	69.8	67.1	96	72-136	
1,1,2-Trichloroethane	ug/m3	55.5	52.8	95	72-130	
1,1,2-Trichlorotrifluoroethane	ug/m3	77.9	66.7	86	68-126	
1,1-Dichloroethane	ug/m3	41.2	33.3	81	68-128	
1,1-Dichloroethene	ug/m3	40.3	34.3	85	68-130	
1,2,4-Trichlorobenzene	ug/m3	75.5	79.7	106	30-150	
1,2,4-Trimethylbenzene	ug/m3	50	58.0	116	71-140	
1,2-Dibromoethane (EDB)	ug/m3	78.1	76.1	97	73-136	
1,2-Dichlorobenzene	ug/m3	61.2	70.7	116	63-150	
1,2-Dichloroethane	ug/m3	41.2	36.4	88	71-132	
1,2-Dichloropropane	ug/m3	47	42.2	90	72-130	
1,3,5-Trimethylbenzene	ug/m3	50	59.9	120	73-136	
1,3-Butadiene	ug/m3	22.5	19.9	88	72-130	
1,3-Dichlorobenzene	ug/m3	61.2	69.6	114	69-142	
1,4-Dichlorobenzene	ug/m3	61.2	64.2	105	65-142	
2-Butanone (MEK)	ug/m3	30	24.3	81	71-135	
2-Hexanone	ug/m3	41.7	46.9	113	75-133	

REPORT OF LABORATORY ANALYSIS

This report shall not be reproduced, except in full,
without the written consent of Pace Analytical Services, Inc..

Pace Analytical Services, Inc.
1700 Elm Street - Suite 200
Minneapolis, MN 55414
(612)607-1700

QUALITY CONTROL DATA

Project: 60317420 St. Louis Park Inv.
Pace Project No.: 10263164

LABORATORY CONTROL SAMPLE: 1665369

Parameter	Units	Spike Conc.	LCS Result	LCS % Rec	% Rec Limits	Qualifiers
2-Propanol	ug/m3	25	22.6	91	68-135	
4-Ethyltoluene	ug/m3	50	61.5	123	73-134	
4-Methyl-2-pentanone (MIBK)	ug/m3	41.7	43.6	105	72-137	
Acetone	ug/m3	24.2	21.4	89	68-136	
Benzene	ug/m3	32.5	30.3	93	69-134	
Benzyl chloride	ug/m3	52.5	63.5	121	71-136	
Bromodichloromethane	ug/m3	68.2	61.3	90	74-129	
Bromoform	ug/m3	105	111	106	69-138	
Bromomethane	ug/m3	39.5	33.3	84	68-127	
Carbon disulfide	ug/m3	31.7	25.4	80	68-130	
Carbon tetrachloride	ug/m3	64	55.5	87	66-134	
Chlorobenzene	ug/m3	46.8	46.3	99	72-137	
Chloroethane	ug/m3	26.8	22.3	83	69-128	
Chloroform	ug/m3	49.7	43.8	88	72-127	
Chloromethane	ug/m3	21	17.9	85	69-125	
cis-1,2-Dichloroethene	ug/m3	40.3	36.8	91	71-135	
cis-1,3-Dichloropropene	ug/m3	46.2	44.4	96	74-134	
Cyclohexane	ug/m3	35	33.9	97	72-130	
Dibromochloromethane	ug/m3	86.6	85.7	99	73-133	
Dichlorodifluoromethane	ug/m3	50.3	43.3	86	69-125	
Dichlorotetrafluoroethane	ug/m3	71.1	60.9	86	68-128	
Ethanol	ug/m3	19.2	16.3	85	70-134	
Ethyl acetate	ug/m3	36.6	33.0	90	71-134	
Ethylbenzene	ug/m3	44.2	49.9	113	73-139	
Hexachloro-1,3-butadiene	ug/m3	108	109	100	30-150	
m&p-Xylene	ug/m3	44.2	48.6	110	73-139	
Methyl-tert-butyl ether	ug/m3	36.7	32.0	87	72-132	
Methylene Chloride	ug/m3	35.3	30.0	85	64-134	
n-Heptane	ug/m3	41.7	39.2	94	70-130	
n-Hexane	ug/m3	35.8	29.5	82	69-128	
Naphthalene	ug/m3	53.3	56.8	107	61-150	
o-Xylene	ug/m3	44.2	48.1	109	71-138	
Propylene	ug/m3	17.5	17.0	97	69-133	
Styrene	ug/m3	43.3	40.7	94	74-136	
Tetrachloroethene	ug/m3	69	69.4	101	69-136	
Tetrahydrofuran	ug/m3	30	29.1	97	73-131	
Toluene	ug/m3	38.3	36.9	96	67-133	
trans-1,2-Dichloroethene	ug/m3	40.3	34.4	85	70-131	
trans-1,3-Dichloropropene	ug/m3	46.2	41.9	91	72-135	
Trichloroethene	ug/m3	54.6	52.1	95	70-135	
Trichlorofluoromethane	ug/m3	57.1	47.9	84	67-125	
Vinyl acetate	ug/m3	35.8	31.2	87	72-133	
Vinyl chloride	ug/m3	26	22.0	85	69-132	

REPORT OF LABORATORY ANALYSIS

This report shall not be reproduced, except in full,
without the written consent of Pace Analytical Services, Inc..

Pace Analytical Services, Inc.
1700 Elm Street - Suite 200
Minneapolis, MN 55414
(612)607-1700

QUALITY CONTROL DATA

Project: 60317420 St. Louis Park Inv.
Pace Project No.: 10263164

SAMPLE DUPLICATE: 1665371

Parameter	Units	10263759001 Result	Dup Result	RPD	Max RPD	Qualifiers
1,1,1-Trichloroethane	ug/m3	ND	ND		25	
1,1,2,2-Tetrachloroethane	ug/m3	ND	ND		25	
1,1,2-Trichloroethane	ug/m3	ND	ND		25	
1,1,2-Trichlorotrifluoroethane	ug/m3	ND	ND		25	
1,1-Dichloroethane	ug/m3	ND	ND		25	
1,1-Dichloroethene	ug/m3	ND	ND		25	
1,2,4-Trichlorobenzene	ug/m3	ND	ND		25	
1,2,4-Trimethylbenzene	ug/m3	0.53J	ND		25	
1,2-Dibromoethane (EDB)	ug/m3	ND	ND		25	
1,2-Dichlorobenzene	ug/m3	ND	ND		25	
1,2-Dichloroethane	ug/m3	ND	ND		25	
1,2-Dichloropropane	ug/m3	ND	ND		25	
1,3,5-Trimethylbenzene	ug/m3	ND	ND		25	
1,3-Butadiene	ug/m3	ND	ND		25	
1,3-Dichlorobenzene	ug/m3	ND	ND		25	
1,4-Dichlorobenzene	ug/m3	ND	ND		25	
2-Butanone (MEK)	ug/m3	2.2	2.7	20	25	
2-Hexanone	ug/m3	ND	ND		25	
2-Propanol	ug/m3	50.3	50.1	.5	25	
4-Ethyltoluene	ug/m3	ND	ND		25	
4-Methyl-2-pentanone (MIBK)	ug/m3	ND	ND		25	
Acetone	ug/m3	12.7	13.9	9	25	
Benzene	ug/m3	0.52	0.52	.2	25	
Benzyl chloride	ug/m3	ND	ND		25	
Bromodichloromethane	ug/m3	ND	ND		25	
Bromoform	ug/m3	ND	ND		25	
Bromomethane	ug/m3	ND	ND		25	
Carbon disulfide	ug/m3	ND	ND		25	
Carbon tetrachloride	ug/m3	ND	ND		25	
Chlorobenzene	ug/m3	ND	ND		25	
Chloroethane	ug/m3	ND	ND		25	
Chloroform	ug/m3	ND	ND		25	
Chloromethane	ug/m3	0.97	0.95	2	25	
cis-1,2-Dichloroethene	ug/m3	ND	ND		25	
cis-1,3-Dichloropropene	ug/m3	ND	ND		25	
Cyclohexane	ug/m3	1.2	1.1	4	25	
Dibromochloromethane	ug/m3	ND	ND		25	
Dichlorodifluoromethane	ug/m3	2.2	2.2	3	25	
Dichlorotetrafluoroethane	ug/m3	ND	ND		25	
Ethanol	ug/m3	11.0	11.7	6	25	
Ethyl acetate	ug/m3	6.4	6.4	1	25	
Ethylbenzene	ug/m3	0.85J	.8J		25	
Hexachloro-1,3-butadiene	ug/m3	ND	ND		25	
m&p-Xylene	ug/m3	1.6J	1.6J		25	
Methyl-tert-butyl ether	ug/m3	ND	ND		25	
Methylene Chloride	ug/m3	1.2	1.9	48	25	R1
n-Heptane	ug/m3	0.97	0.93	4	25	
n-Hexane	ug/m3	0.53J	.65J		25	

REPORT OF LABORATORY ANALYSIS

This report shall not be reproduced, except in full,
without the written consent of Pace Analytical Services, Inc..

Pace Analytical Services, Inc.
1700 Elm Street - Suite 200
Minneapolis, MN 55414
(612)607-1700

QUALITY CONTROL DATA

Project: 60317420 St. Louis Park Inv.
Pace Project No.: 10263164

SAMPLE DUPLICATE: 1665371

Parameter	Units	10263759001 Result	Dup Result	RPD	Max RPD	Qualifiers
Naphthalene	ug/m3	ND	ND		25	
o-Xylene	ug/m3	0.58J	.62J		25	
Propylene	ug/m3	ND	ND		25	
Styrene	ug/m3	9.0	9.1	1	25	
Tetrachloroethene	ug/m3	ND	ND		25	
Tetrahydrofuran	ug/m3	ND	ND		25	
Toluene	ug/m3	9.5	9.5	.08	25	
trans-1,2-Dichloroethene	ug/m3	ND	ND		25	
trans-1,3-Dichloropropene	ug/m3	ND	ND		25	
Trichloroethene	ug/m3	ND	ND		25	
Trichlorofluoromethane	ug/m3	1.1J	ND		25	
Vinyl acetate	ug/m3	ND	ND		25	
Vinyl chloride	ug/m3	ND	ND		25	

This report shall not be reproduced, except in full,
without the written consent of Pace Analytical Services, Inc..

Pace Analytical Services, Inc.
1700 Elm Street - Suite 200
Minneapolis, MN 55414
(612)607-1700

QUALIFIERS

Project: 60317420 St. Louis Park Inv.
Pace Project No.: 10263164

DEFINITIONS

DF - Dilution Factor, if reported, represents the factor applied to the reported data due to changes in sample preparation, dilution of the sample aliquot, or moisture content.

ND - Not Detected at or above adjusted reporting limit.

J - Estimated concentration above the adjusted method detection limit and below the adjusted reporting limit.

MDL - Adjusted Method Detection Limit.

PRL - Pace Reporting Limit.

RL - Reporting Limit.

S - Surrogate

1,2-Diphenylhydrazine (8270 listed analyte) decomposes to Azobenzene.

Consistent with EPA guidelines, unrounded data are displayed and have been used to calculate % recovery and RPD values.

LCS(D) - Laboratory Control Sample (Duplicate)

MS(D) - Matrix Spike (Duplicate)

DUP - Sample Duplicate

RPD - Relative Percent Difference

NC - Not Calculable.

SG - Silica Gel - Clean-Up

U - Indicates the compound was analyzed for, but not detected.

N-Nitrosodiphenylamine decomposes and cannot be separated from Diphenylamine using Method 8270. The result reported for each analyte is a combined concentration.

Pace Analytical is TNI accredited. Contact your Pace PM for the current list of accredited analytes.

TNI - The NELAC Institute.

SAMPLE QUALIFIERS

Sample: 10263164001
[1] The Total Hydrocarbon (THC) pattern is evenly distributed throughout the chromatogram (before and after toluene).
Sample: 10263164002
[1] The Total Hydrocarbon (THC) pattern occured in the first half of the chromatogram (before toluene).
Sample: 10263164003
[1] The Total Hydrocarbon (THC) pattern is evenly distributed throughout the chromatogram (before and after toluene).
Sample: 10263164004
[1] The Total Hydrocarbon (THC) pattern is evenly distributed throughout the chromatogram (before and after toluene).
Sample: 10263164005
[1] The Total Hydrocarbon (THC) pattern is evenly distributed throughout the chromatogram (before and after toluene).
Sample: 10263164006
[1] The Total Hydrocarbon (THC) pattern is evenly distributed throughout the chromatogram (before and after toluene).
Sample: 10263164007
[1] The Total Hydrocarbon (THC) pattern is evenly distributed throughout the chromatogram (before and after toluene).
Sample: 10263164008
[1] The Total Hydrocarbon (THC) pattern is evenly distributed throughout the chromatogram (before and after toluene).
Sample: 10263164009
[1] The Total Hydrocarbon (THC) pattern is evenly distributed throughout the chromatogram (before and after toluene).
Sample: 10263164010
[1] The Total Hydrocarbon (THC) pattern is evenly distributed throughout the chromatogram (before and after toluene).

This report shall not be reproduced, except in full,
without the written consent of Pace Analytical Services, Inc..

Pace Analytical Services, Inc.
1700 Elm Street - Suite 200
Minneapolis, MN 55414
(612)607-1700

QUALIFIERS

Project: 60317420 St. Louis Park Inv.
Pace Project No.: 10263164

SAMPLE QUALIFIERS

Sample: 10263164011
[1] The Total Hydrocarbon (THC) pattern is evenly distributed throughout the chromatogram (before and after toluene).
Sample: 10263164012
[1] The Total Hydrocarbon (THC) pattern is evenly distributed throughout the chromatogram (before and after toluene).
Sample: 10263164013
[1] The Total Hydrocarbon (THC) pattern occured in the first half of the chromatogram (before toluene).
Sample: 10263164014
[1] The Total Hydrocarbon (THC) pattern occured in the first half of the chromatogram (before toluene).
Sample: 10263164015
[1] The Total Hydrocarbon (THC) pattern occured in the first half of the chromatogram (before toluene).
Sample: 10263164016
[1] The Total Hydrocarbon (THC) pattern is evenly distributed throughout the chromatogram (before and after toluene).
Sample: 10263164017
[1] The Total Hydrocarbon (THC) pattern occured in the first half of the chromatogram (before toluene).
Sample: 10263164018
[1] The Total Hydrocarbon (THC) pattern occured in the first half of the chromatogram (before toluene).
Sample: 10263164019
[1] The Total Hydrocarbon (THC) pattern occured in the first half of the chromatogram (before toluene).
Sample: 10263164020
[1] The Total Hydrocarbon (THC) pattern occured in the first half of the chromatogram (before toluene).
Sample: 10263164021
[1] The Total Hydrocarbon (THC) pattern occured in the first half of the chromatogram (before toluene).
Sample: 10263164022
[1] The Total Hydrocarbon (THC) pattern occured in the first half of the chromatogram (before toluene).
Sample: 10263164023
[1] The Total Hydrocarbon (THC) pattern occured in the first half of the chromatogram (before toluene).
Sample: 10263164024
[1] The Total Hydrocarbon (THC) pattern occured in the first half of the chromatogram (before toluene).
Sample: 10263164025
[1] The Total Hydrocarbon (THC) pattern occured in the first half of the chromatogram (before toluene).
Sample: 10263164026
[1] The Total Hydrocarbon (THC) pattern occured in the first half of the chromatogram (before toluene).
Sample: 10263164027
[1] The Total Hydrocarbon (THC) pattern occured in the first half of the chromatogram (before toluene).
Sample: 10263164028
[1] The Total Hydrocarbon (THC) pattern is evenly distributed throughout the chromatogram (before and after toluene).

ANALYTE QUALIFIERS

B	Analyte was detected in the associated method blank.
E	Analyte concentration exceeded the calibration range. The reported result is estimated.
P8	Analyte was detected in the method blank. All associated samples had concentrations of at least ten times greater than the blank or were below the reporting limit.
R1	RPD value was outside control limits.

REPORT OF LABORATORY ANALYSIS

This report shall not be reproduced, except in full,
without the written consent of Pace Analytical Services, Inc..

Pace Analytical Services, Inc.
1700 Elm Street - Suite 200
Minneapolis, MN 55414
(612)607-1700

QUALITY CONTROL DATA CROSS REFERENCE TABLE

Project: 60317420 St. Louis Park Inv.
Pace Project No.: 10263164

Lab ID	Sample ID	QC Batch Method	QC Batch	Analytical Method	Analytical Batch
10263164001	**VP-202**	TO-15	AIR/20063		
10263164002	**VP-203**	TO-15	AIR/20056		
10263164003	**VP-204**	TO-15	AIR/20063		
10263164004	**VP-205**	TO-15	AIR/20063		
10263164005	**VP-206**	TO-15	AIR/20063		
10263164006	**VP-207**	TO-15	AIR/20063		
10263164007	**VP-208**	TO-15	AIR/20063		
10263164008	**VP-209**	TO-15	AIR/20061		
10263164009	**VP-210**	TO-15	AIR/20063		
10263164010	**VP-211**	TO-15	AIR/20061		
10263164011	**VP-211A**	TO-15	AIR/20061		
10263164012	**VP-212**	TO-15	AIR/20061		
10263164013	**VP-213**	TO-15	AIR/20067		
10263164014	**VP-214**	TO-15	AIR/20067		
10263164015	**VP-215**	TO-15	AIR/20067		
10263164016	**VP-216**	TO-15	AIR/20067		
10263164017	**VP-217**	TO-15	AIR/20067		
10263164018	**VP-218**	TO-15	AIR/20067		
10263164019	**VP-219**	TO-15	AIR/20067		
10263164020	**VP-220**	TO-15	AIR/20067		
10263164021	**VP-221**	TO-15	AIR/20067		
10263164022	**VP-302**	TO-15	AIR/20067		
10263164023	**VP-303**	TO-15	AIR/20067		
10263164024	**VP-304**	TO-15	AIR/20067		
10263164025	**VP-304A**	TO-15	AIR/20067		
10263164026	**VP-305**	TO-15	AIR/20067		
10263164027	**VP-306**	TO-15	AIR/20067		
10263164028	**VP-201**	TO-15	AIR/20063		

This report shall not be reproduced, except in full,
without the written consent of Pace Analytical Services, Inc..

10263164

Pace Analytical®
www.pacelabs.com

AIR: CHAIN-OF-CUSTODY / Analytical Request Document

The Chain-of-Custody is a LEGAL DOCUMENT. All relevant fields must be completed accurately.

JT 4/11/14

1 of 3

14947

Page: ~~3 of 5~~

Section A Required Client Information:

Company: AECOM
Address: 800 LaSalle Ave Suite 500 Minneapolis, MN 55402
Email To: tony.conyell@aecom.com
Phone: 612-376-2000 Fax:
Requested Due Date/TAT: Std

Section B Required Project Information:

Report To: Tony Conyell
Copy To:
Purchase Order No.:
Project Name: A. Louis Park Inv.
Project Number: 60317420

Section C Invoice Information:

Attention: Same
Company Name:
Address:
Pace Quote Reference:
Pace Project Manager/Sales Rep. Carol Davy
Pace Profile #:

Program: UST / Superfund / Emissions / Clean Air Act / Voluntary Clean Up / Dry Clean / RCRA / Other____

Location of Sampling by State: MN

Reporting Units: ug/m³ ___ mg/m³ ___ PPBV ___ PPMV ___ Other ___

Report Level II.___ III.___ IV.___ Other____

Method: PM10, 3C- Fixed Gas (%), TO-3, TO-3M (Methane), TO-4 (PCBs), TO-13 (PAH), TO-14, TO-15, TO15 Short List*

*Section D Required Client Information

AIR SAMPLE ID
Sample IDs MUST BE UNIQUE

Valid Media Codes

MEDIA	CODE
Tedlar Bag	TB
1 Liter Summa Can	1LC
6 Liter Summa Can	6LC
Low Volume Puff	LVP
High Volume Puff	HVP
Other	PM10

ITEM #	AIR SAMPLE ID	MEDIA CODE	PID Reading (Client only)	COLLECTED COMPOSITE START END/GRAB DATE	TIME	COMPOSITE - DATE	TIME	Canister Pressure (Initial Field - psig)	Canister Pressure (Final Field - psig)	Summa Can Number	Flow Control Number	PM10	3C- Fixed Gas (%)	TO-3	TO-3M (Methane)	TO-4 (PCBs)	TO-13 (PAH)	TO-14	TO-15	TO15 Short List*	Pace Lab ID
1	VP-202	1LC		4-10-14	0958			-25	0	2205											001
2	VP-203				1010			-26	0	2224											002
3	VP-204				1022			-25	0	0911											003
4	VP-205				1040			-25	0	2516											004
5	VP-206				1130			-26	0	0882											005
6	VP-207				1145			-25	0	2241											006
7	VP-208				1210			-26	0	2207											007
8	VP-209				1222			-26	0	2511											008
9	VP-210				1235			-25	0	2454											009
10	VP-211				1250			-29	0	1309											010
11	VP-211A				1255			-12	0	2212											011
12	VP-212				1310			-26	0	2459											012

Comments :

RELINQUISHED BY / AFFILIATION	DATE	TIME	ACCEPTED BY / AFFILIATION	DATE	TIME
Ben Klaus / AECOM	4-11-14	1405	[signature] / Pace	4/11/14	14:05

SAMPLE CONDITIONS

Temp in °C	Received on Ice	Custody Sealed Cooler	Samples Intact
AMBC	Y/N	Y/N	Y/N
	Y/N	Y/N	Y/N
	Y/N	Y/N	Y/N
	Y/N	Y/N	Y/N

SAMPLER NAME AND SIGNATURE

PRINT Name of SAMPLER: Ben Klaus

SIGNATURE of SAMPLER: [signature] DATE Signed (MM / DD / YY) 4-11-14

ORIGINAL

Pace Analytical®
www.pacelabs.com

AIR: CHAIN-OF-CUSTODY / Analytical Request Document

The Chain-of-Custody is a LEGAL DOCUMENT. All relevant fields must be completed accurately.

JT 4/11/14

2 of 3

14948

Page: 2 of 5

Section A Required Client Information:

Company:	AECOM
Address:	80 LaSalle Ave Suite 500 Minneapolis, MN 55403
Email To:	tony.coryell@aecom.com
Phone: 612-376-2000	Fax:
Requested Due Date/TAT:	5d

Section B Required Project Information:

Report To:	Tony Coryell
Copy To:	
Purchase Order No.:	
Project Name:	St. Louis Park Inv.
Project Number:	60317430

Section C Invoice Information:

Attention:	Same
Company Name:	
Address:	
Pace Quote Reference:	
Pace Project Manager/Sales Rep.	Carol Davy
Pace Profile #:	

Program: ☐ UST ☐ Superfund ☐ Emissions ☐ Clean Air Act ☐ Voluntary Clean Up ☐ Dry Clean ☐ RCRA ☐ Other____

Location of Sampling by State: MN

Reporting Units: ug/m³___ mg/m³___ PPBV___ PPMV___ Other___

Report Level: II.___ III.___ IV.___ Other_____

Valid Media Codes

MEDIA	CODE
Tedlar Bag	TB
1 Liter Summa Can	1LC
6 Liter Summa Can	6LC
Low Volume Puff	LVP
High Volume Puff	HVP
Other	PM10

ITEM #	'Section D Required Client Information AIR SAMPLE ID (Sample IDs MUST BE UNIQUE)	MEDIA CODE	PID Reading (Client only)	COLLECTED COMPOSITE START END/GRAB DATE	COLLECTED COMPOSITE START END/GRAB TIME	COMPOSITE - DATE	COMPOSITE - TIME	Canister Pressure (Initial Field - psig)	Canister Pressure (Final Field - psig)	Summa Can Number	Flow Control Number	Method: PM10	3C: Fixed Gas (%)	TO-3	TO-3M (Methane)	TO-4 (PCBs)	TO-13 (PAH)	TO-14	TO-15	TO15 Short List*	Pace Lab ID
1	VP-213	KC		4-11-14	0928			-28	0	1798											013
2	VP-214				0940			-26	0	1334											014
3	VP-215				0954			-26	0	2434											015
4	VP-216				1004			-26	0	2464											016
5	VP-217				1018			-26	0	1309											017
6	VP-218				1025			-27	-1	1358											018
7	VP-219				1039			-27	0	1365											019
8	VP-220				1050			-13	0	2585											020
9	VP-221				1102			-25	0	1373											021
10	VP-302				1145			-25	0	2049											022
11	VP-303				1154			-25	0	2532											023
12	VP-304			↓	1205			-24	0	1157											024

Comments :

RELINQUISHED BY / AFFILIATION	DATE	TIME	ACCEPTED BY / AFFILIATION	DATE	TIME
Ben Klaus/AECOM	4-11-14	1405	[signature] Pace	4/11/14	1405

SAMPLE CONDITIONS

AMBE	Y/N	Y/N	Y/N	
	Y/N	Y/N	Y/N	
	Y/N	Y/N	Y/N	
	Y/N	Y/N	Y/N	
Temp in °C	Received on Ice	Custody Sealed Cooler	Samples Intact	

SAMPLER NAME AND SIGNATURE

PRINT Name of SAMPLER: Ben Klaus

SIGNATURE of SAMPLER: | DATE Signed (MM / DD / YY)

ORIGINAL

Pace Analytical®
www.pacelabs.com

AIR: CHAIN-OF-CUSTODY / Analytical Request Document

The Chain-of-Custody is a LEGAL DOCUMENT. All relevant fields must be completed accurately.

3 of 3 JT 4/14/14

14949

Page: 5 of 5

Section A Required Client Information:

Company:	AECOM
Address:	600 LaSalle Ave Suite 800 Minneapolis, MN 55402
Email To:	tony.coryell@aecom.com
Phone: 612-376-2000	Fax:
Requested Due Date/TAT:	STD

Section B Required Project Information:

Report To:	Tony Coryell
Copy To:	
Purchase Order No.:	
Project Name:	St. Croix Falls Inv.
Project Number:	60317420

Section C Invoice Information:

Attention:	Same
Company Name:	
Address:	
Pace Quote Reference:	
Pace Project Manager/Sales Rep.	Carol Penny
Pace Profile #:	

Program: ☐ UST ☐ Superfund ☐ Emissions ☐ Clean Air Act ☐ Voluntary Clean Up ☐ Dry Clean ☐ RCRA ☐ Other____

Location of Sampling by State: _____

Reporting Units: µg/m³___ mg/m³___ PPBV___ PPMV___ Other___

Report Level: II.___ III.___ IV.___ Other____

Valid Media Codes

MEDIA	CODE
Tedlar Bag	TB
1 Liter Summa Can	1LC
6 Liter Summa Can	6LC
Low Volume Puff	LVP
High Volume Puff	HVP
Other	PM10

ITEM #	*Section D Required Client Information AIR SAMPLE ID (Sample IDs MUST BE UNIQUE)	MEDIA CODE	PID Reading (Client only)	COLLECTED COMPOSITE START END/GRAB DATE	COLLECTED COMPOSITE START END/GRAB TIME	COLLECTED COMPOSITE - DATE	COLLECTED COMPOSITE - TIME	Canister Pressure (Initial Field - psig)	Canister Pressure (Final Field - psig)	Summa Can Number	Flow Control Number	Method: PM10	3C- Fixed Gas (%)	TO-3	TO-3M (Methane)	TO-4 (PCBs)	TO-13 (PAH)	TO-14	TO-15	TO15 Short List*	Pace Lab ID
1	VP-304A	1CC		4-1-14	1210			-26	0	2483								1			025
2	VP-305	"		"	1220			-25	0	2409								"			026
3	VP-306	"		"	1230			-21	0	2436								"			027
4	VP-201	"		4-10-14	2501			-26	0	2501								1			028
5																					
6																					
7																					
8																					
9																					
10																					
11																					
12																					

Comments :

RELINQUISHED BY / AFFILIATION	DATE	TIME	ACCEPTED BY / AFFILIATION	DATE	TIME
Ben Mauw / AECOM	4-11-14			4/11/14	1405

SAMPLE CONDITIONS

AMB	Y/N			
	Y/N	Y/N	Y/N	Y/N
	Y/N	Y/N	Y/N	Y/N
	Y/N	Y/N	Y/N	Y/N
Temp in °C	Received on Ice	Custody Sealed Cooler	Samples Intact	

SAMPLER NAME AND SIGNATURE

PRINT Name of SAMPLER: Ben Mauw

SIGNATURE of SAMPLER: _____ DATE Signed (MM / DD / YY): 4-11-14

ORIGINAL

Pace Analytical	Document Name: Air Sample Condition Upon Receipt	Document Revised: 26Dec2013 Page 1 of 1
	Document No.: F-MN-A-106-rev.09	Issuing Authority: Pace Minnesota Quality Office

Air Sample Condition Upon Receipt

Client Name: Aecom

Project #: WO# : 10263164

10263164

Courier: ☐ Fed Ex ☐ UPS ☐ USPS ☒ Client ☐ Commercial ☐ Pace ☐ Other: _____

Tracking Number: _____

Custody Seal on Cooler/Box Present? ☐ Yes ☒ No **Seals Intact?** ☐ Yes ☒ No

Optional: Proj. Due Date: Proj. Name:

Packing Material: ☒ Bubble Wrap ☐ Bubble Bags ☐ Foam ☐ None ☐ Other: _____ **Temp Blank rec:** ☐ Yes ☒ No

Temp. (TO17 and TO13 samples only) (°C): — **Corrected Temp (°C):** — **Thermom. Used:** ☐ B88A912167504 ☐ B88A9132521491 ☐ 72337080 ☐ 80512447

Temp should be above freezing to 6°C **Correction Factor:** ~ **Date & Initials of Person Examining Contents:** 4/11/14

Type of ice Received ☐ Blue ☐ Wet ☒ None

				Comments:
Chain of Custody Present?	☒ Yes	☐ No	☐ N/A	1.
Chain of Custody Filled Out?	☒ Yes	☐ No	☐ N/A	2.
Chain of Custody Relinquished?	☒ Yes	☐ No	☐ N/A	3.
Sampler Name and/or Signature on COC?	☒ Yes	☐ No	☐ N/A	4.
Samples Arrived within Hold Time?	☒ Yes	☐ No	☐ N/A	5.
Short Hold Time Analysis (<72 hr)?	☐ Yes	☒ No	☐ N/A	6.
Rush Turn Around Time Requested?	☐ Yes	☒ No	☐ N/A	7.
Sufficient Volume?	☒ Yes	☐ No	☐ N/A	8.
Correct Containers Used?	☒ Yes	☐ No	☐ N/A	9.
-Pace Containers Used?	☒ Yes	☐ No	☐ N/A	
Containers Intact?	☒ Yes	☐ No	☐ N/A	10.
Media: aircan				11.
Sample Labels Match COC?	☒ Yes	☐ No	☐ N/A	12.

Samples Received:

Canisters		Flow Controllers		Stand Alone G	
Sample Number	Can ID	Sample Number	Can ID	Sample Number	Can ID
VP-202	2205	VP-211A	2212	VP-221	1373
VP-203	2224	VP-212	2459	VP-302	2249
VP-204	0911	VP-213	1798	VP-303	2542
VP-205	2516	VP-214	1334	VP-304	1157
VP-206	0982	VP-215	2424	VP_304A	2483
VP-207	2241	VP-216	2464	VP_305	2409
VP-208	2207	VP-217	1309	VP-306	0436
VP-209	2511	VP-218	1358	VP-201	2501
VP-210	2454	VP-219	1365		
VP-211	1309	VP-220	2585		

CLIENT NOTIFICATION/RESOLUTION **Field Data Required?** ☐ Yes ☐ No

Person Contacted: _____ Date/Time: _____

Comments/Resolution: _____

Project Manager Review: _____ **Date:** 4-11-14

Note: Whenever there is a discrepancy affecting North Carolina compliance samples, a copy of this form will be sent to the North Carolina DEHNR Certification Office (i.e out of hold, incorrect preservative, out of temp, incorrect containers)

Data File: \\192.168.10.12\chem\10airB.i\042414.b\11426.D
Report Date: 28-Apr-2014 08:27

Pace Analytical Services, Inc.

TENTATIVELY IDENTIFIED COMPOUNDS

Client Name:
Lab Smp Id: 10263164001
Operator : DR1
Sample Location:
Sample Matrix: AIR
Analysis Type: VOA
Inj Date: 24-APR-2014 18:05

Client SDG: 042414.b

Sample Date:
Sample Point:
Date Received:
Level: LOW

Number TICs found: 10

CONCENTRATION UNITS:
(ug/L or ug/KG) ppbv

	CAS NUMBER	COMPOUND NAME	RT	EST. CONC.	Q
1.		Unknown	2.567	0.320	J
2.		Unknown	2.821	3.49	J
3.	75-28-5	Isobutane	3.159	1.47	NJ
4.	96-14-0	Pentane, 3-methyl-	4.855	8.03	NJ
5.	96-37-7	Cyclopentane, methyl-	5.600	10.1	NJ
6.	127-19-5	Acetamide, N,N-dimethyl-	11.135	2.09	NJ
7.	100-52-7	Benzaldehyde	12.454	3.83	NJ
8.		Unknown	12.645	1.34	J
9.	100-51-6	Benzyl Alcohol	13.535	2.30	NJ
10.	124-19-6	Nonanal	13.891	1.45	NJ

Data File: \\192.168.10.12\chem\10airB.i\042414.b\11426.D
Report Date: 28-Apr-2014 08:27

Pace Analytical Services, Inc.

TO15 Analysis (UNIX)

Data file : \\192.168.10.12\chem\10airB.i\042414.b\11426.D
Lab Smp Id: 10263164001
Inj Date : 24-APR-2014 18:05
Operator : DR1 Inst ID: 10airB.i
Smp Info :
Misc Info :
Comment : Volatile Organic COMPOUNDS in Air
Method : \\192.168.10.12\chem\10airB.i\042414.b\TO15_104-14_Markes.m
Meth Date : 25-Apr-2014 09:46 dlee Quant Type: ISTD
Cal Date : 14-APR-2014 22:19 Cal File: 10424.D
Als bottle: 26
Dil Factor: 1.68000
Integrator: HP RTE Compound Sublist: all.sub
Target Version: 4.14
Processing Host: 10MNCREINDL

Concentration Formula: Amt * DF * Uf * CpndVariable

Name	Value	Description
DF	1.680	Dilution Factor
Uf	1.000	ng unit correction factor
Cpnd Variable		Local Compound Variable

	COMPOUND	RT	AREA	AMOUNT
2	Dichlorodifluoromethane	3.028	657604	0.403
7	1,3-Butadiene	3.343	1171648	1.606
26	n-Hexane	5.039	382007	8.433
63	o-Xylene	10.846	238663	1.804
74	p-isopropyltoluene	12.774	179640	0.834

		CONCENTRATIONS			QUANT		
RT	AREA	ON-COL(ppbv)	FINAL(ppbv)	QUAL	LIBRARY	LIB ENTRY	CPND #
Unknown				CAS #:			
2.567	311468	0.19069215	0.320	0		0	2
Unknown				CAS #:			
2.821	3394192	2.07804726	3.49	0		0	2
Isobutane				CAS #: 75-28-5			
3.159	639709	0.87698663	1.47	80	NIST05.L	230	7

Data File: \\192.168.10.12\chem\10airB.i\042414.b\11426.D
Report Date: 28-Apr-2014 08:27

		CONCENTRATIONS			QUANT		
RT	AREA	ON-COL(ppbv)	FINAL(ppbv)	QUAL	LIBRARY	LIB ENTRY	CPND #
Pentane, 3-methyl-				CAS #: 96-14-0			
4.855	216602	4.78141830	8.03	90	NIST05.L	1796	26
Cyclopentane, methyl-				CAS #: 96-37-7			
5.600	272100	6.00653200	10.1	90	NIST05.L	1467	26
Acetamide, N,N-dimethyl-				CAS #: 127-19-5			
11.135	164693	1.24519969	2.09	80	NIST05.L	1860	63
Benzaldehyde				CAS #: 100-52-7			
12.454	491725	2.28173097	3.83	96	NIST05.L	4936	74
Unknown				CAS #:			
12.645	171517	0.79588153	1.34	0		0	74
Benzyl Alcohol				CAS #: 100-51-6			
13.535	295407	1.37076283	2.30	92	NIST05.L	5223	74
Nonanal				CAS #: 124-19-6			
13.891	186482	0.86532649	1.45	86	NIST05.L	19203	74

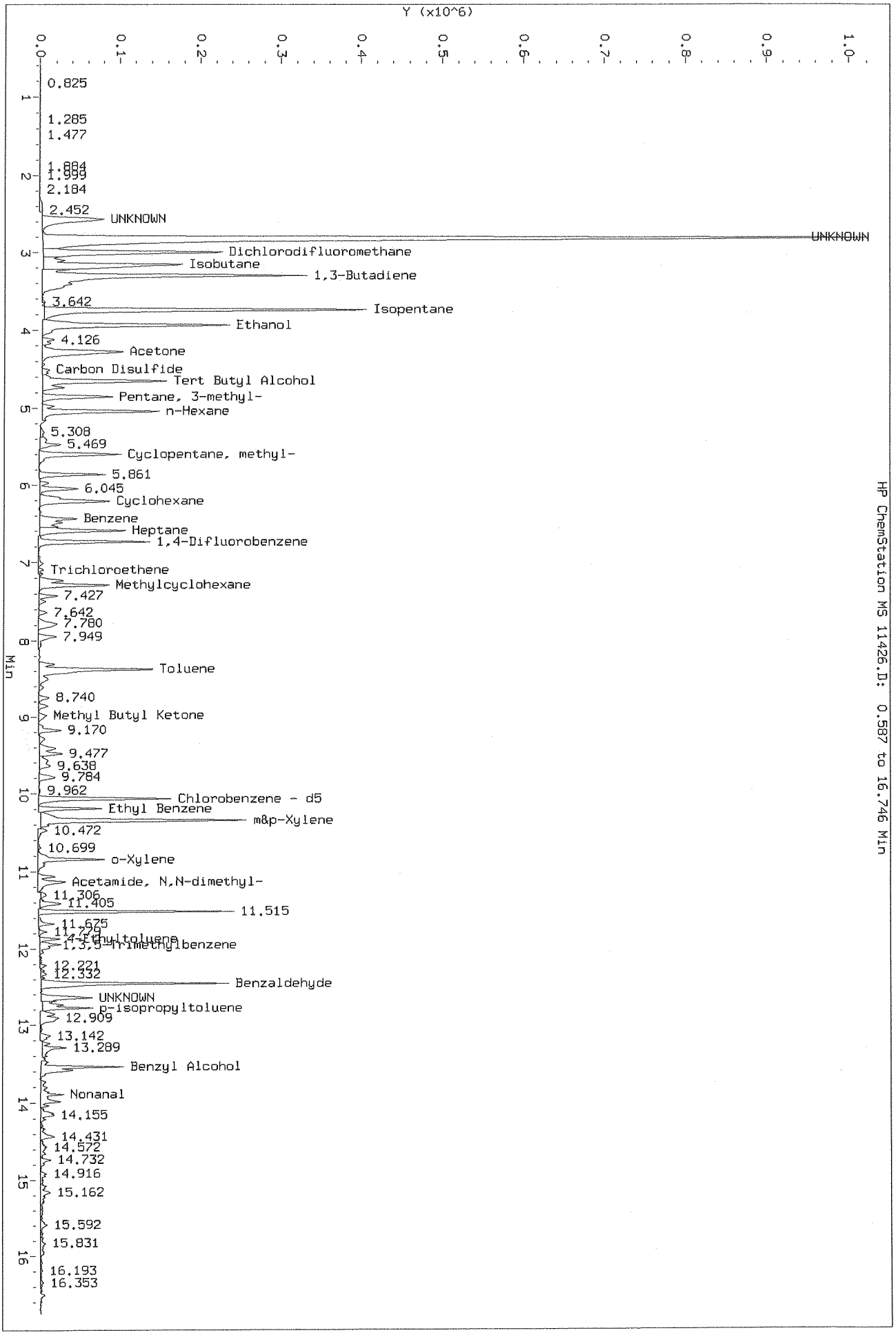
Data File: \\192.168.10.12\chem\10airB.i\042414.b\11426.D
Injection Date: 24-APR-2014 18:05
Instrument: 10airB.i
Client Sample ID:
HP ChemStation MS 11426.D: 0.587 to 16.746 Min
Y (x10^6)
Min
0.825
1.285
1.477
1.884
1.999
2.184
2.452
UNKNOWN
UNKNOWN
Dichlorodifluoromethane
Isobutane
1,3-Butadiene
3.642
Isopentane
Ethanol
4.126
Acetone
Carbon Disulfide
Tert Butyl Alcohol
Pentane, 3-methyl-
n-Hexane
5.308
5.469
Cyclopentane, methyl-
5.861
6.045
Cyclohexane
Benzene
Heptane
1,4-Difluorobenzene
Trichloroethene
Methylcyclohexane
7.427
7.642
7.780
7.949
Toluene
8.740
Methyl Butyl Ketone
9.170
9.477
9.638
9.784
9.962
Chlorobenzene - d5
Ethyl Benzene
m&p-Xylene
10.472
10.699
o-Xylene
Acetamide, N,N-dimethyl-
11.306
11.405
11.515
11.675
11.767
4-Ethyltoluene
1,3,5-Trimethylbenzene
12.221
12.332
Benzaldehyde
UNKNOWN
p-isopropyltoluene
12.909
13.142
13.289
Benzyl Alcohol
Nonanal
14.155
14.431
14.572
14.732
14.916
15.162
15.592
15.831
16.193
16.353

Data File: \\192.168.10.12\chem\10airD.i\042414.b\11423.d
Report Date: 25-Apr-2014 10:44

Pace Analytical Services, Inc.

TENTATIVELY IDENTIFIED COMPOUNDS

Client Name:
Lab Smp Id: 10263164002
Operator : DR1
Sample Location:
Sample Matrix: AIR
Analysis Type: VOA
Inj Date: 24-APR-2014 18:39

Client SDG: 042414.b

Sample Date:
Sample Point:
Date Received:
Level: LOW

Number TICs found: 10

CONCENTRATION UNITS:
(ug/L or ug/KG) ppbv

	CAS NUMBER	COMPOUND NAME	RT	EST. CONC.	Q
1.		Unknown	2.993	3.28	J
2.		Unknown	3.476	47.4	J
3.	107-83-5	Pentane, 2-methyl-	4.682	7.32	NJ
4.	96-14-0	Pentane, 3-methyl-	4.873	7.54	NJ
5.	589-34-4	Hexane, 3-methyl-	6.319	4.09	NJ
6.		Unknown	8.837	4.02	J
7.	541-05-9	Cyclotrisiloxane, hexamethy	9.122	4.84	NJ
8.	556-67-2	Cyclotetrasiloxane, octamet	12.884	0.990	NJ
9.		Unknown	14.248	1.94	J
10.		Unknown	15.953	1.16	J

Data File: \\192.168.10.12\chem\10airD.i\042414.b\11423.d
Report Date: 25-Apr-2014 10:44

Pace Analytical Services, Inc.

TO15 Analysis (UNIX)

Data file : \\192.168.10.12\chem\10airD.i\042414.b\11423.d
Lab Smp Id: 10263164002
Inj Date : 24-APR-2014 18:39
Operator : DR1 Inst ID: 10airD.i
Smp Info :
Misc Info : 20056
Comment : Volatile Organic COMPOUNDS in Air
Method : \\192.168.10.12\chem\10airD.i\042414.b\TO15_114-14.m
Meth Date : 25-Apr-2014 06:24 drandall Quant Type: ISTD
Cal Date : 24-APR-2014 11:10 Cal File: 11407.d
Als bottle: 23
Dil Factor: 1.68000
Integrator: HP RTE Compound Sublist: all.sub
Target Version: 4.14

Concentration Formula: Amt * DF * Uf * CpndVariable

Name	Value	Description
DF	1.680	Dilution Factor
Uf	1.000	ng unit correction factor
Cpnd Variable		Local Compound Variable

	COMPOUND	RT	AREA	AMOUNT
3	Dichlorodifluoromethane	3.157	7120383	0.360
10	Ethanol	3.676	342327	16.035
23	Carbon Disulfide	4.472	238556	0.689
$ 28	Hexane-d14(S)	4.961	1521919	8.467
* 43	1,4-Difluorobenzene	6.407	1390578	10.000
55	Toluene	8.299	989689	5.854
71	4-Ethyltoluene	12.720	261452	0.342
80	p-Isopropyltoluene	14.061	678587	1.954
85	Naphthalene	17.229	129103	0.207

	CONCENTRATIONS			QUANT		
RT	AREA	ON-COL(ppbv)	FINAL(ppbv)	QUAL	LIBRARY	LIB ENTRY	CPND #
Unknown				CAS #:			
2.993	38626670	1.95077637	3.28	0		0	3

Data File: \\192.168.10.12\chem\10airD.i\042414.b\11423.d
Report Date: 25-Apr-2014 10:44

RT	AREA	CONCENTRATIONS ON-COL(ppbv)	CONCENTRATIONS FINAL(ppbv)	QUAL	QUANT LIBRARY	QUANT LIB ENTRY	CPND #
Unknown				CAS #:			
3.476	601801	28.1889282	47.4	0		0	10
Pentane, 2-methyl-				CAS #:	107-83-5		
4.682	1508055	4.35496707	7.32	83	NIST05.L	1793	23
Pentane, 3-methyl-				CAS #:	96-14-0		
4.873	806910	4.48894337	7.54	86	NIST05.L	1796	28
Hexane, 3-methyl-				CAS #:	589-34-4		
6.319	338490	2.43416956	4.09	87	NIST05.L	3891	43
Unknown				CAS #:			
8.837	404393	2.39188753	4.02	0		0	55
Cyclotrisiloxane, hexamethyl-				CAS #:	541-05-9		
9.122	487599	2.88403070	4.84	91	NIST05.L	73123	55
Cyclotetrasiloxane, octamethyl-				CAS #:	556-67-2		
12.884	450247	0.58906885	0.990	86	NIST05.L	122481	71
Unknown				CAS #:			
14.248	400132	1.15205354	1.94	0		0	80
Unknown				CAS #:			
15.953	429068	0.68822149	1.16	0		0	85

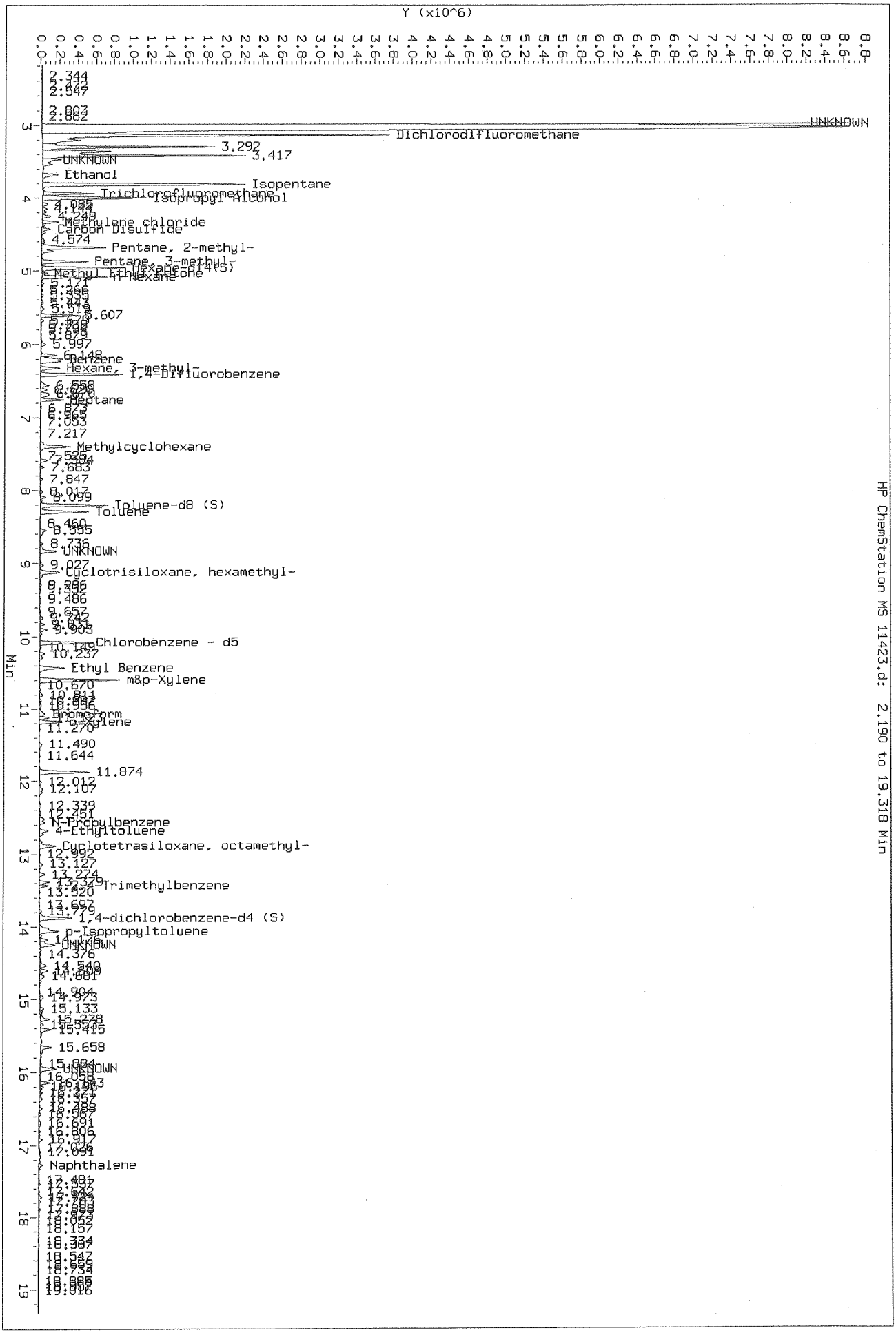

Data File: \\192.168.10.12\chem\10airD.i\042414.b\11423.d
Injection Date: 24-APR-2014 18:39
Instrument: 10airD.i
Client Sample ID:

HP ChemStation MS 11423.d: 2.190 to 19.318 Min

Data File: \\192.168.10.12\chem\10airB.i\042414.b\11428.D
Report Date: 28-Apr-2014 08:28

Pace Analytical Services, Inc.

TENTATIVELY IDENTIFIED COMPOUNDS

Client Name:
Lab Smp Id: 10263164003
Operator : DR1
Sample Location:
Sample Matrix: AIR
Analysis Type: VOA
Inj Date: 24-APR-2014 18:51

Client SDG: 042414.b

Sample Date:
Sample Point:
Date Received:
Level: LOW

Number TICs found: 10

CONCENTRATION UNITS:
(ug/L or ug/KG) ppbv

	CAS NUMBER	COMPOUND NAME	RT	EST. CONC.	Q
1.		Unknown	2.821	1.43	J
2.		Unknown	3.159	0.333	J
3.	106-97-8	Butane	3.297	0.554	NJ
4.	107-83-5	Pentane, 2-methyl-	4.648	9.31	NJ
5.	96-37-7	Cyclopentane, methyl-	5.600	7.90	NJ
6.	127-19-5	Acetamide, N,N-dimethyl-	11.129	6.92	NJ
7.	108-95-2	Phenol	13.154	0.410	NJ
8.	1120-21-4	Undecane	13.283	0.296	NJ
9.		Unknown	13.535	0.420	J
10.	124-19-6	Nonanal	13.891	0.336	NJ

Data File: \\192.168.10.12\chem\10airB.i\042414.b\11428.D
Report Date: 28-Apr-2014 08:28

Pace Analytical Services, Inc.

TO15 Analysis (UNIX)

Data file : \\192.168.10.12\chem\10airB.i\042414.b\11428.D
Lab Smp Id: 10263164003
Inj Date : 24-APR-2014 18:51
Operator : DR1 Inst ID: 10airB.i
Smp Info :
Misc Info :
Comment : Volatile Organic COMPOUNDS in Air
Method : \\192.168.10.12\chem\10airB.i\042414.b\TO15_104-14_Markes.m
Meth Date : 25-Apr-2014 09:46 dlee Quant Type: ISTD
Cal Date : 14-APR-2014 22:19 Cal File: 10424.D
Als bottle: 28
Dil Factor: 1.68000
Integrator: HP RTE Compound Sublist: all.sub
Target Version: 4.14
Processing Host: 10MNCREINDL

Concentration Formula: Amt * DF * Uf * CpndVariable

Name	Value	Description
DF	1.680	Dilution Factor
Uf	1.000	ng unit correction factor
Cpnd Variable		Local Compound Variable

	COMPOUND	RT	AREA	AMOUNT
2	Dichlorodifluoromethane	3.028	883082	0.249
19	Carbon Disulfide	4.540	18659	0.328
26	n-Hexane	5.040	175189	4.454
63	o-Xylene	10.846	132605	1.570
77	1,2,3-Trimethylbenzene	12.897	184576	0.199

		CONCENTRATIONS			QUANT		
RT	AREA	ON-COL(ppbv)	FINAL(ppbv)	QUAL	LIBRARY	LIB ENTRY	CPND #
Unknown				CAS #:			
2.821	3026353	0.85211721	1.43	0		0	2
Unknown				CAS #:			
3.159	703508	0.19808369	0.333	0		0	2
Butane				CAS #: 106-97-8			
3.297	1172162	0.33004071	0.554	80	NIST05.L	227	2

Data File: \\192.168.10.12\chem\10airB.i\042414.b\11428.D
Report Date: 28-Apr-2014 08:28

		CONCENTRATIONS			QUANT		
RT	AREA	ON-COL(ppbv)	FINAL(ppbv)	QUAL	LIBRARY	LIB ENTRY	CPND #
Pentane, 2-methyl-				CAS #: 107-83-5			
4.648	315045	5.54214044	9.31	72	NIST05.L	1793	19
Cyclopentane, methyl-				CAS #: 96-37-7			
5.600	185078	4.70559559	7.90	91	NIST05.L	1467	26
Acetamide, N,N-dimethyl-				CAS #: 127-19-5			
11.129	348095	4.12247538	6.92	91	NIST05.L	1860	63
Phenol				CAS #: 108-95-2			
13.154	226728	0.24401984	0.410	96	NIST05.L	2532	77
Undecane				CAS #: 1120-21-4			
13.283	163714	0.17620012	0.296	91	NIST05.L	27236	77
Unknown				CAS #:			
13.535	232550	0.25028626	0.420	0		0	77
Nonanal				CAS #: 124-19-6			
13.891	185696	0.19985850	0.336	72	NIST05.L	19204	77

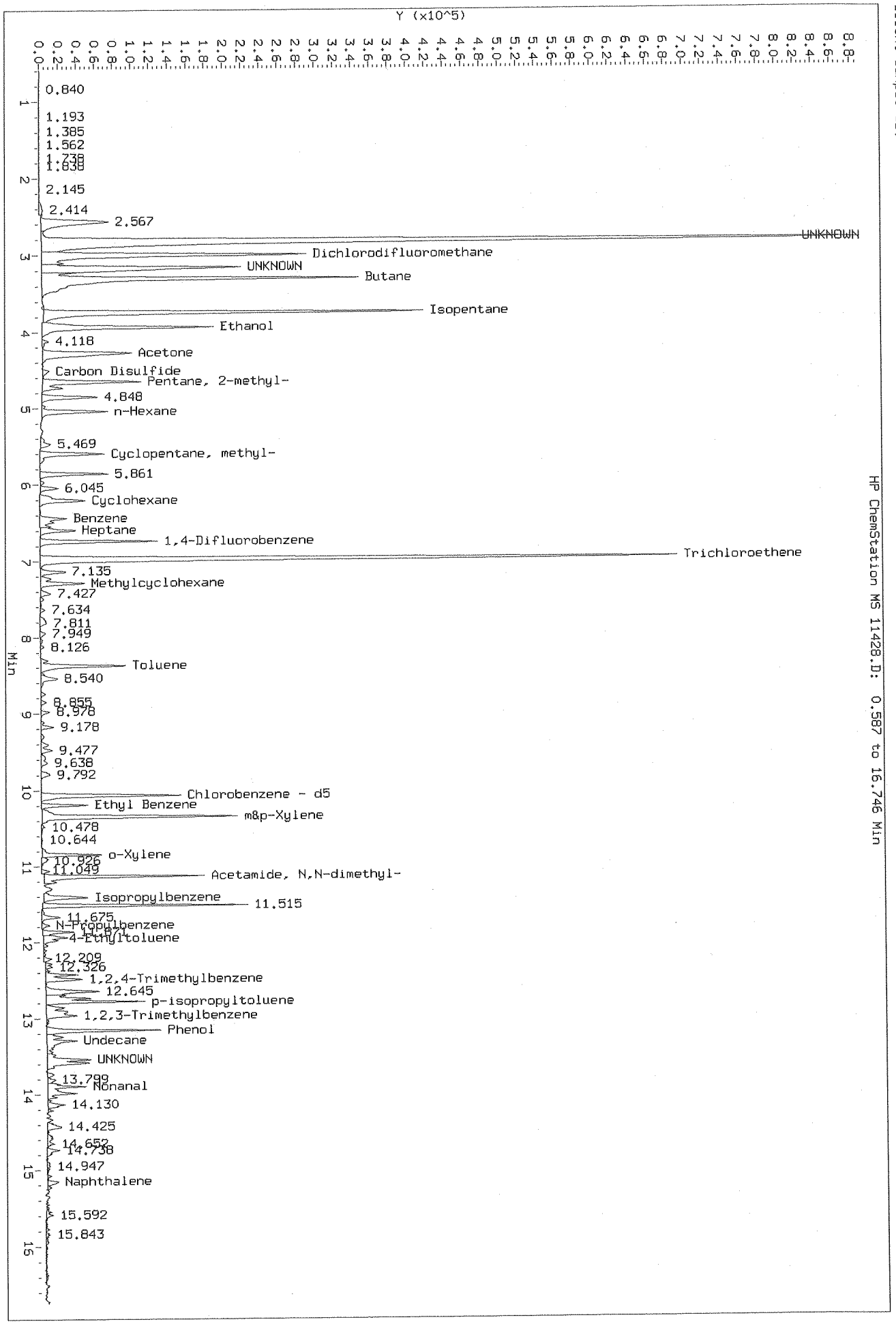
Data File: \\192.168.10.12\chem\10airB.i\042414.b\11428.D
Injection Date: 24-APR-2014 18:51
Instrument: 10airB.i
Client Sample ID:
HP ChemStation MS 11428.D: 0.587 to 16.746 Min
Y (x10^5)
Min
0.840
1.193
1.385
1.562
1.738
1.838
2.145
2.414
2.567
UNKNOWN
Dichlorodifluoromethane
UNKNOWN
Butane
Isopentane
Ethanol
4.118
Acetone
Carbon Disulfide
Pentane, 2-methyl-
4.848
n-Hexane
5.469
Cyclopentane, methyl-
5.861
6.045
Cyclohexane
Benzene
Heptane
1,4-Difluorobenzene
Trichloroethene
7.135
Methylcyclohexane
7.427
7.634
7.811
7.949
8.126
Toluene
8.540
8.855
8.978
9.178
9.477
9.638
9.792
Chlorobenzene - d5
Ethyl Benzene
m&p-Xylene
10.478
10.644
o-Xylene
10.926
11.049
Acetamide, N,N-dimethyl-
Isopropylbenzene
11.515
11.675
N-Propylbenzene
4-Ethyltoluene
12.209
12.326
1,2,4-Trimethylbenzene
12.645
p-isopropyltoluene
1,2,3-Trimethylbenzene
Phenol
Undecane
UNKNOWN
13.799
Nonanal
14.130
14.425
14.652
14.738
14.947
Naphthalene
15.592
15.843

Data File: \\192.168.10.12\chem\10airB.i\042414.b\11429.D
Report Date: 28-Apr-2014 08:28

Pace Analytical Services, Inc.

TENTATIVELY IDENTIFIED COMPOUNDS

Client Name:
Lab Smp Id: 10263164004
Operator : DR1
Sample Location:
Sample Matrix: AIR
Analysis Type: VOA
Inj Date: 24-APR-2014 19:14

Client SDG: 042414.b

Sample Date:
Sample Point:
Date Received:
Level: LOW

Number TICs found: 10

CONCENTRATION UNITS:
(ug/L or ug/KG) ppbv

	CAS NUMBER	COMPOUND NAME	RT	EST. CONC.	Q
1.		Unknown	2.567	23.5	J
2.		Unknown	2.821	231	J
3.	75-28-5	Isobutane	3.159	4.91	NJ
4.	96-14-0	Pentane, 3-methyl-	4.848	11.6	NJ
5.	123-72-8	Butanal	5.469	1.42	NJ
6.		Unknown	12.645	3.84	J
7.	629-50-5	Tridecane	13.289	0.368	NJ
8.		Unknown	13.578	0.441	J
9.		Unknown	13.891	0.351	J
10.	1454-85-9	1-Heptadecanol	15.156	0.279	NJ

Data File: \\192.168.10.12\chem\10airB.i\042414.b\11429.D
Report Date: 28-Apr-2014 08:28

Pace Analytical Services, Inc.

TO15 Analysis (UNIX)

Data file : \\192.168.10.12\chem\10airB.i\042414.b\11429.D
Lab Smp Id: 10263164004
Inj Date : 24-APR-2014 19:14
Operator : DR1 Inst ID: 10airB.i
Smp Info :
Misc Info :
Comment : Volatile Organic COMPOUNDS in Air
Method : \\192.168.10.12\chem\10airB.i\042414.b\TO15_104-14_Markes.m
Meth Date : 25-Apr-2014 09:46 dlee Quant Type: ISTD
Cal Date : 14-APR-2014 22:19 Cal File: 10424.D
Als bottle: 29
Dil Factor: 1.74000
Integrator: HP RTE Compound Sublist: all.sub
Target Version: 4.14
Processing Host: 10MNCREINDL

Concentration Formula: Amt * DF * Uf * CpndVariable

Name	Value	Description
DF	1.740	Dilution Factor
Uf	1.000	ng unit correction factor
Cpnd Variable		Local Compound Variable

	COMPOUND	RT	AREA	AMOUNT
1	Propylene	2.997	1718823	79.520
7	1,3-Butadiene	3.343	2485237	4.703
26	n-Hexane	5.040	467080	10.092
32	Methyl Ethyl Ketone	5.585	417502	2.569
74	p-isopropyltoluene	12.774	279294	1.834
77	1,2,3-Trimethylbenzene	12.897	215457	0.200

		CONCENTRATIONS			QUANT		
RT	AREA	ON-COL(ppbv)	FINAL(ppbv)	QUAL	LIBRARY	LIB ENTRY	CPND #
Unknown				CAS #:			
2.567	291747	13.4974621	23.5	0		0	1
Unknown				CAS #:			
2.821	2866678	132.624593	231	0		0	1

Data File: \\192.168.10.12\chem\10airB.i\042414.b\11429.D
Report Date: 28-Apr-2014 08:28

		CONCENTRATIONS			QUANT		
RT	AREA	ON-COL(ppbv)	FINAL(ppbv)	QUAL	LIBRARY	LIB ENTRY	CPND #
Isobutane				CAS #: 75-28-5			
3.159	1490203	2.82028048	4.91	72	NIST05.L	229	7
Pentane, 3-methyl-				CAS #: 96-14-0			
4.848	307352	6.64081986	11.6	90	NIST05.L	1796	26
Butanal				CAS #: 123-72-8			
5.469	132379	0.81454840	1.42	72	NIST05.L	631	32
Unknown				CAS #:			
12.645	336437	2.20980217	3.84	0		0	74
Tridecane				CAS #: 629-50-5			
13.289	227312	0.21152551	0.368	80	NIST05.L	46083	77
Unknown				CAS #:			
13.578	272457	0.25353547	0.441	0		0	77
Unknown				CAS #:			
13.891	216537	0.20149867	0.351	0		0	77
1-Heptadecanol				CAS #: 1454-85-9			
15.156	172618	0.16063056	0.279	86	NIST05.L	96333	77

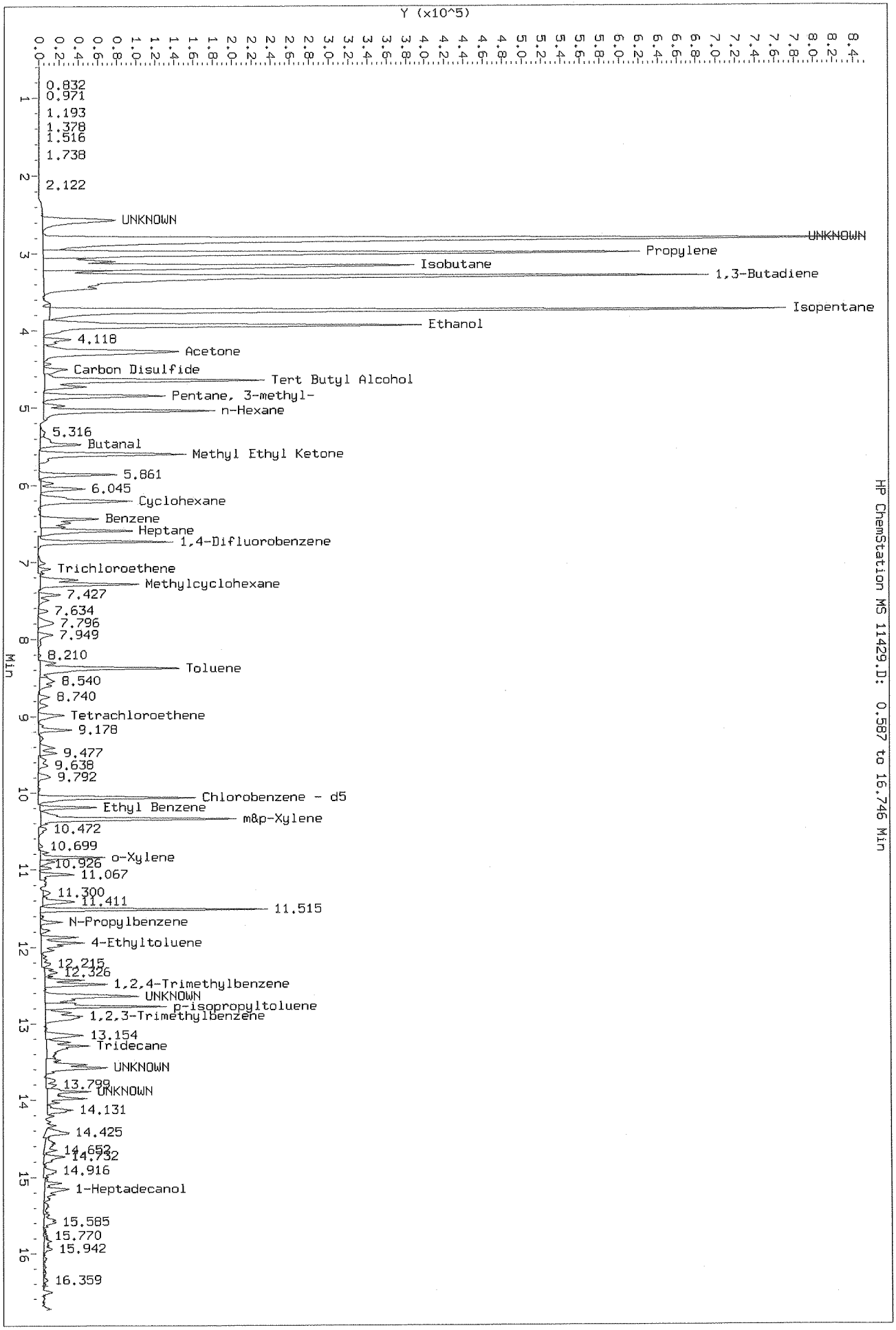

Data File: \\192.168.10.12\chem\10airB.i\042414.b\11429.D
Injection Date: 24-APR-2014 19:14
Instrument: 10airB.i
Client Sample ID:

HP ChemStation MS 11429.D: 0.587 to 16.746 Min

Data File: \\192.168.10.12\chem\10airB.i\042414.b\11430.D
Report Date: 28-Apr-2014 08:29

Pace Analytical Services, Inc.

TENTATIVELY IDENTIFIED COMPOUNDS

Client Name:
Lab Smp Id: 10263164005
Operator : DR1
Sample Location:
Sample Matrix: AIR
Analysis Type: VOA
Inj Date: 24-APR-2014 19:37

Client SDG: 042414.b

Sample Date:
Sample Point:
Date Received:
Level: LOW

Number TICs found: 10

CONCENTRATION UNITS:
(ug/L or ug/KG) ppbv

	CAS NUMBER	COMPOUND NAME	RT	EST. CONC.	Q
1.		Unknown	2.821	1.12	J
2.	75-28-5	Isobutane	3.159	3.63	NJ
3.	96-14-0	Pentane, 3-methyl-	4.848	14.2	NJ
4.	127-19-5	Acetamide, N,N-dimethyl-	11.128	7.29	NJ
5.	20324-32-7	2-Propanol, 1-(2-methoxy-1-	12.614	6.62	NJ
6.		Unknown	13.081	0.481	J
7.	1120-21-4	Undecane	13.289	0.406	NJ
8.		Unknown	13.584	0.347	J
9.		Unknown	13.885	0.215	J
10.		Unknown	14.155	0.865	J

Data File: \\192.168.10.12\chem\10airB.i\042414.b\11430.D
Report Date: 28-Apr-2014 08:29

Pace Analytical Services, Inc.

TO15 Analysis (UNIX)

Data file : \\192.168.10.12\chem\10airB.i\042414.b\11430.D
Lab Smp Id: 10263164005
Inj Date : 24-APR-2014 19:37
Operator : DR1 Inst ID: 10airB.i
Smp Info :
Misc Info :
Comment : Volatile Organic COMPOUNDS in Air
Method : \\192.168.10.12\chem\10airB.i\042414.b\TO15_104-14_Markes.m
Meth Date : 25-Apr-2014 09:46 dlee Quant Type: ISTD
Cal Date : 14-APR-2014 22:19 Cal File: 10424.D
Als bottle: 30
Dil Factor: 1.68000
Integrator: HP RTE Compound Sublist: all.sub
Target Version: 4.14
Processing Host: 10MNCREINDL

Concentration Formula: Amt * DF * Uf * CpndVariable

Name	Value	Description
DF	1.680	Dilution Factor
Uf	1.000	ng unit correction factor
Cpnd Variable		Local Compound Variable

	COMPOUND	RT	AREA	AMOUNT
4	Dichlorotetrafluoroetha	3.028	1756801	0.356
7	1,3-Butadiene	3.343	2444245	3.647
26	n-Hexane	5.039	484228	11.356
63	o-Xylene	10.846	171789	1.294
74	p-isopropyltoluene	12.774	8910946	3.578
77	1,2,3-Trimethylbenzene	12.897	519436	0.298
83	Naphthalene	15.346	43624	0.107

		CONCENTRATIONS			QUANT		
RT	AREA	ON-COL(ppbv)	FINAL(ppbv)	QUAL	LIBRARY	LIB ENTRY	CPND #
Unknown				CAS #:			
2.821	3297538	0.66823260	1.12	0		0	4
Isobutane				CAS #: 75-28-5			
3.159	1447496	2.16000054	3.63	78	NIST05.L	231	7

Data File: \\192.168.10.12\chem\10airB.i\042414.b\11430.D
Report Date: 28-Apr-2014 08:29

RT	AREA	CONCENTRATIONS ON-COL(ppbv)	CONCENTRATIONS FINAL(ppbv)	QUAL	QUANT LIBRARY	QUANT LIB ENTRY	QUANT CPND #
Pentane, 3-methyl-				CAS #: 96-14-0			
4.848	360129	8.44531396	14.2	90	NIST05.L	1796	26
Acetamide, N,N-dimethyl-				CAS #: 127-19-5			
11.128	576621	4.34204559	7.29	91	NIST05.L	1860	63
2-Propanol, 1-(2-methoxy-1-methylethoxy)				CAS #: 20324-32-7			
12.614	9818416	3.94190245	6.62	86	NIST05.L	22178	74
Unknown				CAS #:			
13.081	499875	0.28634329	0.481	0		0	77
Undecane				CAS #: 1120-21-4			
13.289	421603	0.24150680	0.406	87	NIST05.L	27238	77
Unknown				CAS #:			
13.584	360868	0.20671628	0.347	0		0	77
Unknown				CAS #:			
13.885	223338	0.12793475	0.215	0		0	77
Unknown				CAS #:			
14.155	210226	0.51483637	0.865	0		0	83

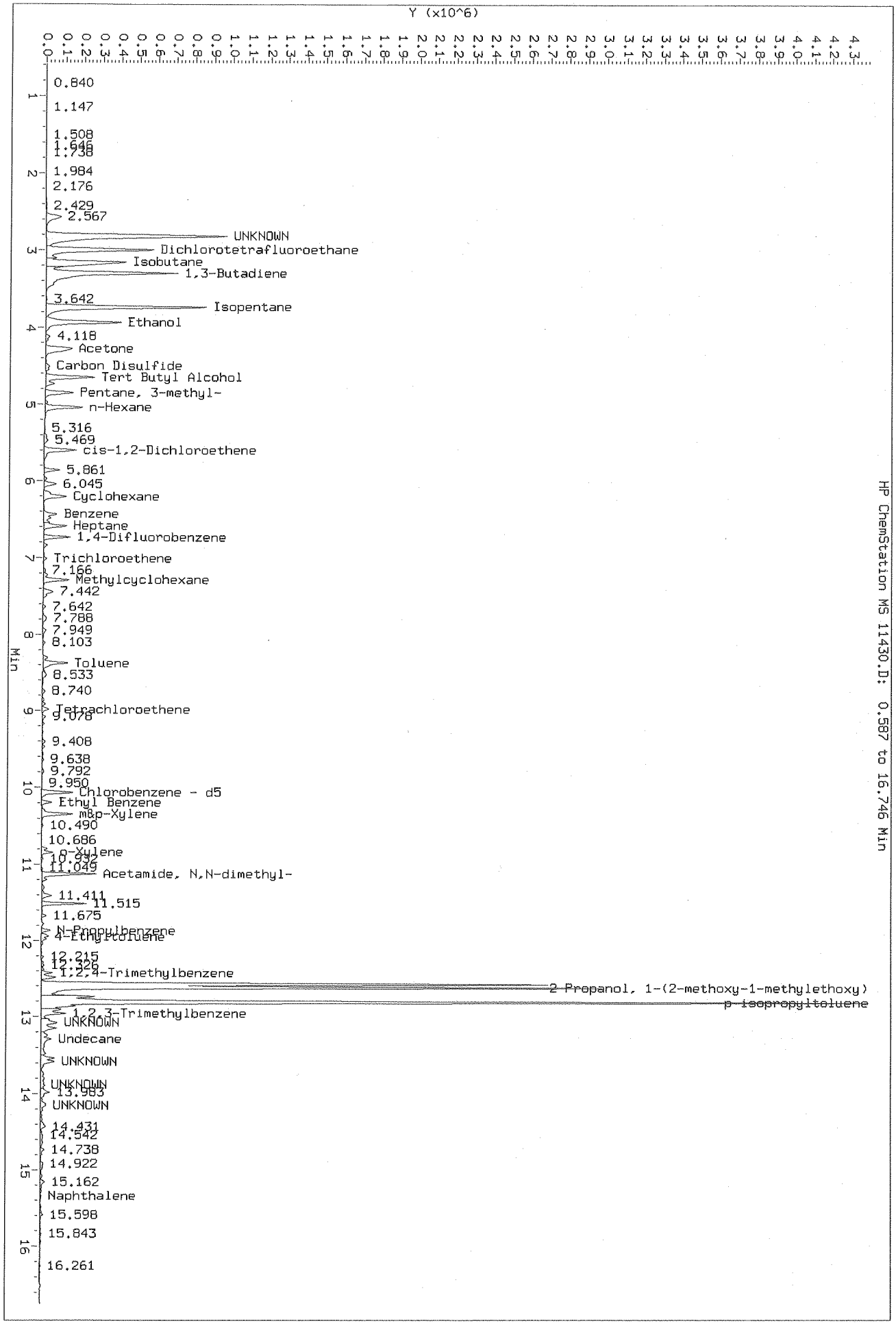

Data File: \\192.168.10.12\chem\10airB.i\042414.b\11430.D
Injection Date: 24-APR-2014 19:37
Instrument: 10airB.i
Client Sample ID:

HP ChemStation MS 11430.D: 0.587 to 16.746 Min

Data File: \\192.168.10.12\chem\10airB.i\042414.b\11431.D
Report Date: 28-Apr-2014 08:30

Pace Analytical Services, Inc.

TENTATIVELY IDENTIFIED COMPOUNDS

Client Name:
Lab Smp Id: 10263164006
Operator : DR1
Sample Location:
Sample Matrix: AIR
Analysis Type: VOA
Inj Date: 24-APR-2014 19:59

Client SDG: 042414.b

Sample Date:
Sample Point:
Date Received:
Level: LOW

Number TICs found: 10

CONCENTRATION UNITS:
(ug/L or ug/KG) ppbv

	CAS NUMBER	COMPOUND NAME	RT	EST. CONC.	Q
1.		Unknown	2.821	1.02	J
2.	75-28-5	Isobutane	3.159	0.285	NJ
3.	106-97-8	Butane	3.297	0.717	NJ
4.	96-14-0	Pentane, 3-methyl-	4.848	8.04	NJ
5.		Unknown	12.645	4.59	J
6.	108-95-2	Phenol	13.148	0.260	NJ
7.	1120-21-4	Undecane	13.289	0.212	NJ
8.		Unknown	13.535	0.400	J
9.	4292-92-6	Cyclohexane, pentyl-	13.983	0.289	NJ
10.		Unknown	15.162	0.456	J

Data File: \\192.168.10.12\chem\10airB.i\042414.b\11431.D
Report Date: 28-Apr-2014 08:30

Pace Analytical Services, Inc.

TO15 Analysis (UNIX)

Data file : \\192.168.10.12\chem\10airB.i\042414.b\11431.D
Lab Smp Id: 10263164006
Inj Date : 24-APR-2014 19:59
Operator : DR1 Inst ID: 10airB.i
Smp Info :
Misc Info :
Comment : Volatile Organic COMPOUNDS in Air
Method : \\192.168.10.12\chem\10airB.i\042414.b\TO15_104-14_Markes.m
Meth Date : 25-Apr-2014 09:46 dlee Quant Type: ISTD
Cal Date : 14-APR-2014 22:19 Cal File: 10424.D
Als bottle: 31
Dil Factor: 1.68000
Integrator: HP RTE Compound Sublist: all.sub
Target Version: 4.14
Processing Host: 10MNCREINDL

Concentration Formula: Amt * DF * Uf * CpndVariable

Name	Value	Description
DF	1.680	Dilution Factor
Uf	1.000	ng unit correction factor
Cpnd Variable		Local Compound Variable

	COMPOUND	RT	AREA	AMOUNT
2	Dichlorodifluoromethane	3.020	1158410	0.215
26	n-Hexane	5.040	308326	6.578
74	p-isopropyltoluene	12.774	501767	3.654
77	1,2,3-Trimethylbenzene	12.897	466521	0.247
83	Naphthalene	15.346	84409	0.127

		CONCENTRATIONS			QUANT		
RT	AREA	ON-COL(ppbv)	FINAL(ppbv)	QUAL	LIBRARY	LIB ENTRY	CPND #
Unknown				CAS #:			
2.821	3278176	0.60772590	1.02	0		0	2
Isobutane				CAS #: 75-28-5			
3.159	916381	0.16988371	0.285	86	NIST05.L	229	2
Butane				CAS #: 106-97-8			
3.297	2301453	0.42665573	0.717	80	NIST05.L	227	2

Data File: \\192.168.10.12\chem\10airB.i\042414.b\11431.D
Report Date: 28-Apr-2014 08:30

		CONCENTRATIONS			QUANT		
RT	AREA	ON-COL(ppbv)	FINAL(ppbv)	QUAL	LIBRARY	LIB ENTRY	CPND #
Pentane, 3-methyl-				CAS #: 96-14-0			
4.848	224167	4.78283933	8.04	91	NIST05.L	1794	26
Unknown				CAS #:			
12.645	375404	2.73351794	4.59	0		0	74
Phenol				CAS #: 108-95-2			
13.148	291658	0.15453077	0.260	96	NIST05.L	2530	77
Undecane				CAS #: 1120-21-4			
13.289	238556	0.12639555	0.212	87	NIST05.L	27237	77
Unknown				CAS #:			
13.535	449134	0.23796719	0.400	0		0	77
Cyclohexane, pentyl-				CAS #: 4292-92-6			
13.983	324512	0.17193831	0.289	74	NIST05.L	25940	77
Unknown				CAS #:			
15.162	180427	0.27129101	0.456	0		0	83

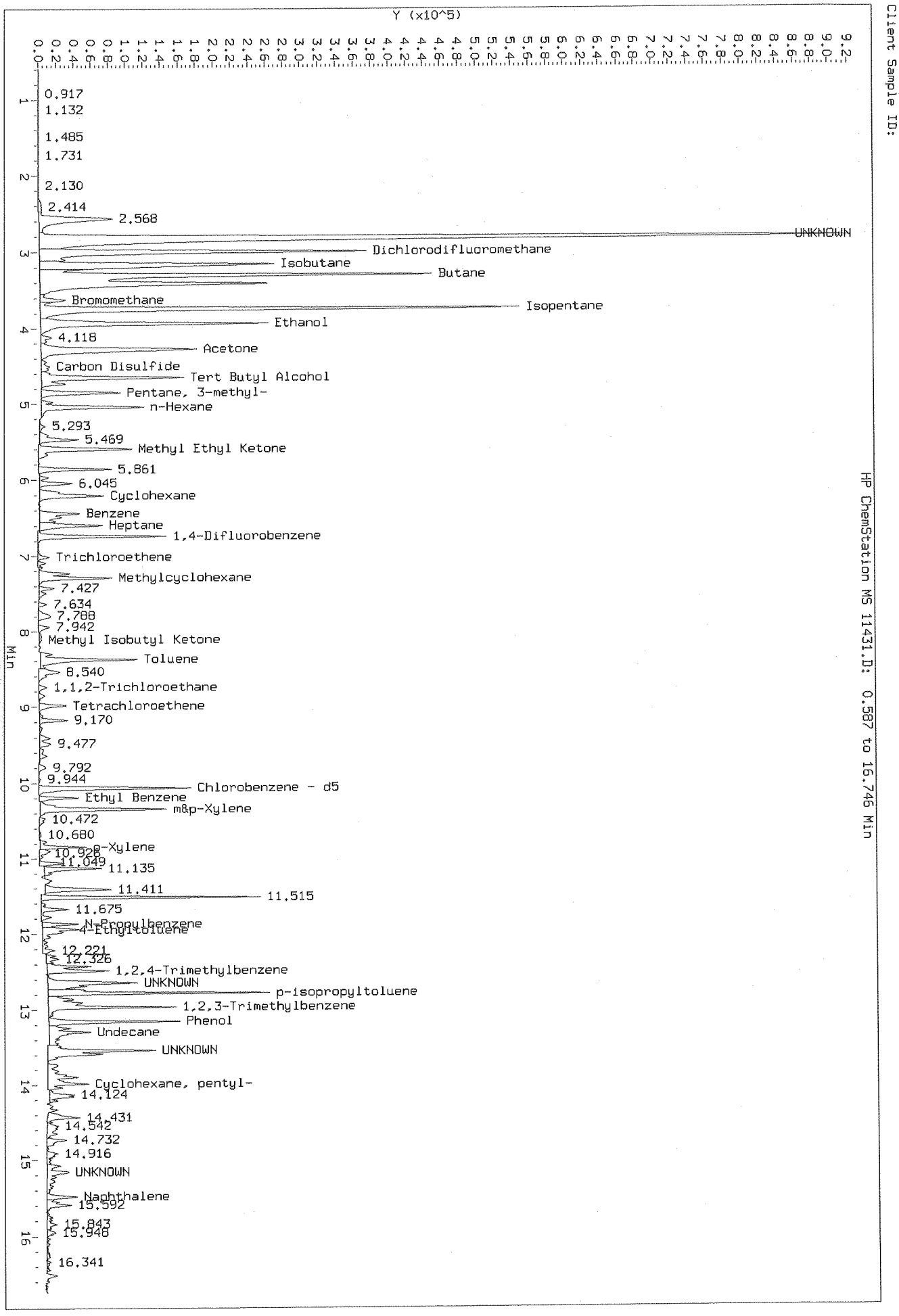
Y (x10^5)
Min
0.917
1.132
1.485
1.731
2.130
2.414
2.568
UNKNOWN
Dichlorodifluoromethane
Isobutane
Butane
Bromomethane
Isopentane
Ethanol
4.118
Acetone
Carbon Disulfide
Tert Butyl Alcohol
Pentane, 3-methyl-
n-Hexane
5.293
5.469
Methyl Ethyl Ketone
5.861
6.045
Cyclohexane
Benzene
Heptane
1,4-Difluorobenzene
Trichloroethene
Methylcyclohexane
7.427
7.634
7.788
7.942
Methyl Isobutyl Ketone
Toluene
8.540
1,1,2-Trichloroethane
Tetrachloroethene
9.170
9.477
9.792
9.944
Chlorobenzene - d5
Ethyl Benzene
m&p-Xylene
10.472
10.680
o-Xylene
10.928
11.049
11.135
11.411
11.515
11.675
N-Propylbenzene
4-Ethyltoluene
12.221
12.326
1,2,4-Trimethylbenzene
UNKNOWN
p-isopropyltoluene
1,2,3-Trimethylbenzene
Phenol
Undecane
UNKNOWN
Cyclohexane, pentyl-
14.124
14.431
14.542
14.732
14.916
UNKNOWN
Naphthalene
15.592
15.843
15.948
16.341
HP ChemStation MS 11431.D: 0.587 to 16.746 Min
Data File: \\192.168.10.12\chem\10airB.i\042414.b\11431.D
Injection Date: 24-APR-2014 19:59
Instrument: 10airB.i
Client Sample ID:

Data File: \\192.168.10.12\chem\10airB.i\042414.b\11432.D
Report Date: 28-Apr-2014 08:30

Pace Analytical Services, Inc.

TENTATIVELY IDENTIFIED COMPOUNDS

Client Name:
Lab Smp Id: 10263164007
Operator : DR1
Sample Location:
Sample Matrix: AIR
Analysis Type: VOA
Inj Date: 24-APR-2014 20:22

Client SDG: 042414.b

Sample Date:
Sample Point:
Date Received:
Level: LOW

Number TICs found: 10

CONCENTRATION UNITS:
(ug/L or ug/KG) ppbv

	CAS NUMBER	COMPOUND NAME	RT	EST. CONC.	Q
1.		Unknown	2.575	11.5	J
2.		Unknown	2.821	152	J
3.		Unknown	2.998	91.0	J
4.		Unknown	3.159	74.1	J
5.	106-97-8	Butane	3.305	127	NJ
6.	109-66-0	Pentane	3.942	49.9	NJ
7.	96-14-0	Pentane, 3-methyl-	4.848	15.9	NJ
8.	591-76-4	Hexane, 2-methyl-	6.045	5.34	NJ
9.	1000101-47-	1-Iodo-2-methylnonane	14.032	0.961	NJ
10.	73105-67-6	1-Iodo-2-methylundecane	15.168	2.44	NJ

Data File: \\192.168.10.12\chem\10airB.i\042414.b\11432.D
Report Date: 28-Apr-2014 08:30

Pace Analytical Services, Inc.

TO15 Analysis (UNIX)

Data file : \\192.168.10.12\chem\10airB.i\042414.b\11432.D
Lab Smp Id: 10263164007
Inj Date : 24-APR-2014 20:22
Operator : DR1 Inst ID: 10airB.i
Smp Info :
Misc Info :
Comment : Volatile Organic COMPOUNDS in Air
Method : \\192.168.10.12\chem\10airB.i\042414.b\TO15_104-14_Markes.m
Meth Date : 25-Apr-2014 09:46 dlee Quant Type: ISTD
Cal Date : 14-APR-2014 22:19 Cal File: 10424.D
Als bottle: 32
Dil Factor: 1.74000
Integrator: HP RTE Compound Sublist: all.sub
Target Version: 4.14
Processing Host: 10MNCREINDL

Concentration Formula: Amt * DF * Uf * CpndVariable

Name	Value	Description
DF	1.740	Dilution Factor
Uf	1.000	ng unit correction factor
Cpnd Variable		Local Compound Variable

COMPOUND	RT	AREA	AMOUNT
10 Isopentane	3.742	1953011	54.880
26 n-Hexane	5.040	435223	9.572
37 Cyclohexane	6.207	461239	4.353
77 1,2,3-Trimethylbenzene	12.897	210482	0.290
83 Naphthalene	15.346	61516	0.374

		CONCENTRATIONS			QUANT		
RT	AREA	ON-COL(ppbv)	FINAL(ppbv)	QUAL	LIBRARY	LIB ENTRY	CPND #
Unknown				CAS #:			
2.575	234803	6.59798439	11.5	0		0	10
Unknown				CAS #:			
2.821	3120994	87.7002015	152	0		0	10
Unknown				CAS #:			
2.998	1861318	52.3031765	91.0	0		0	10

Data File: \\192.168.10.12\chem\10airB.i\042414.b\11432.D
Report Date: 28-Apr-2014 08:30

		CONCENTRATIONS			QUANT		
RT	AREA	ON-COL(ppbv)	FINAL(ppbv)	QUAL	LIBRARY	LIB ENTRY	CPND #
Unknown				CAS #:			
3.159	1515924	42.5975900	74.1	0		0	10
Butane				CAS #:	106-97-8		
3.305	2607330	73.2661777	127	80	NIST05.L	226	10
Pentane				CAS #:	109-66-0		
3.942	1020197	28.6676114	49.9	91	NIST05.L	695	10
Pentane, 3-methyl-				CAS #:	96-14-0		
4.848	414990	9.12725150	15.9	91	NIST05.L	1794	26
Hexane, 2-methyl-				CAS #:	591-76-4		
6.045	325307	3.07026887	5.34	90	NIST05.L	3893	37
1-Iodo-2-methylnonane				CAS #:	1000101-47-9		
14.032	400883	0.55211980	0.961	72	NIST05.L	103530	77
1-Iodo-2-methylundecane				CAS #:	73105-67-6		
15.168	231180	1.40567872	2.44	86	NIST05.L	121771	83

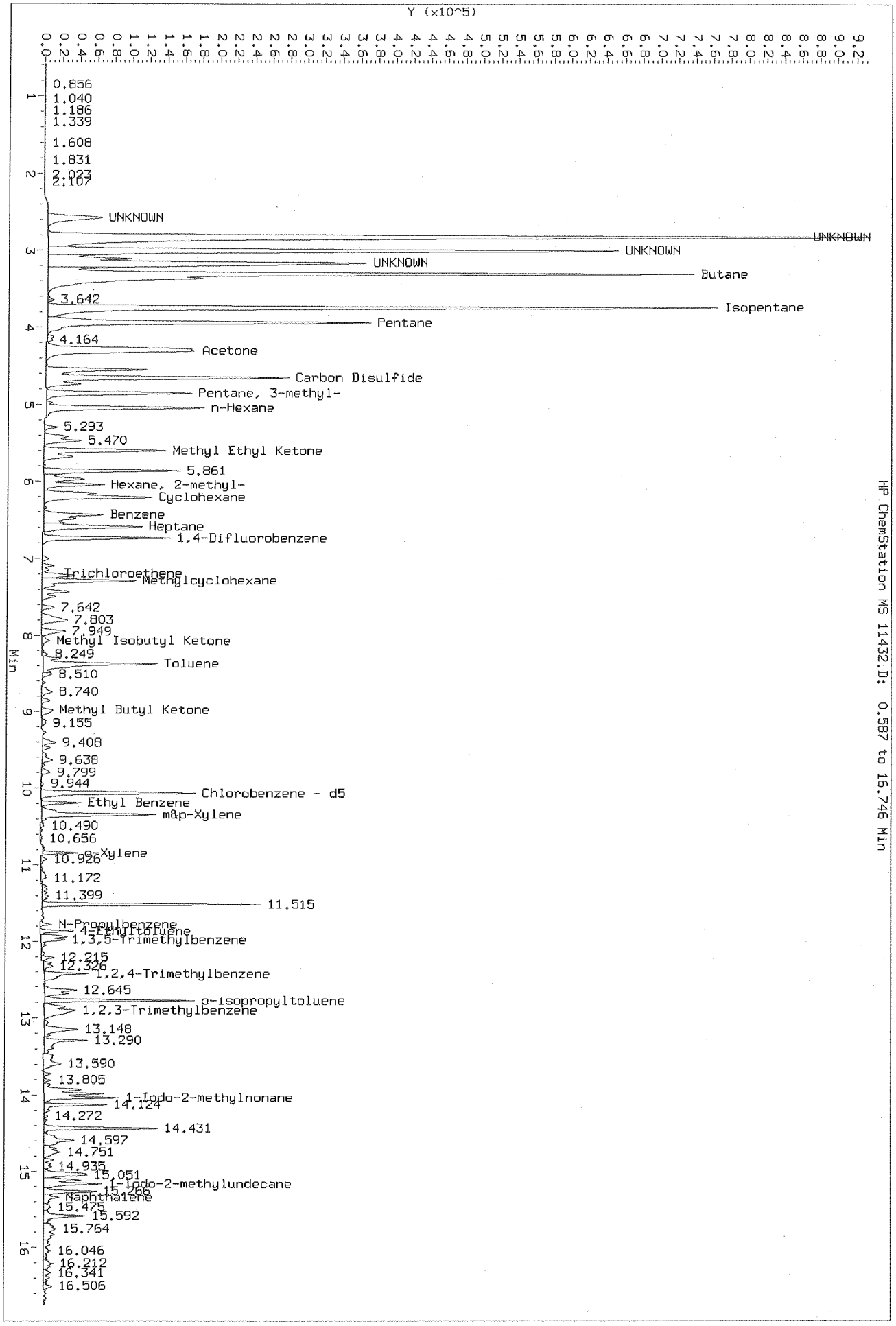

Data File: \\192.168.10.12\chem\10airB.i\042414.b\11432.D
Injection Date: 24-APR-2014 20:22
Instrument: 10airB.i
Client Sample ID:

HP ChemStation MS 11432.D: 0.587 to 16.746 Min

Data File: \\192.168.10.12\chem\10airB.i\042414.b\11433.D
Report Date: 28-Apr-2014 08:31

Pace Analytical Services, Inc.

TENTATIVELY IDENTIFIED COMPOUNDS

Client Name:
Lab Smp Id: 10263164008
Operator : DR1
Sample Location:
Sample Matrix: AIR
Analysis Type: VOA
Inj Date: 24-APR-2014 20:45

Client SDG: 042414.b

Sample Date:
Sample Point:
Date Received:
Level: LOW

Number TICs found: 10

CONCENTRATION UNITS:
(ug/L or ug/KG) ppbv

	CAS NUMBER	COMPOUND NAME	RT	EST. CONC.	Q
1.		Unknown	2.821	1.16	J
2.	75-28-5	Isobutane	3.159	2.16	NJ
3.	109-66-0	Pentane	3.942	32.8	NJ
4.		Unknown	4.648	6.82	J
5.	96-14-0	Pentane, 3-methyl-	4.848	8.40	NJ
6.	127-19-5	Acetamide, N,N-dimethyl-	11.129	22.3	NJ
7.	556-67-2	Cyclotetrasiloxane, octamet	11.411	0.607	NJ
8.		Unknown	12.111	0.627	J
9.		Unknown	12.645	1.90	J
10.		Unknown	13.578	1.35	J

Data File: \\192.168.10.12\chem\10airB.i\042414.b\11433.D
Report Date: 28-Apr-2014 08:31

Pace Analytical Services, Inc.

TO15 Analysis (UNIX)

Data file : \\192.168.10.12\chem\10airB.i\042414.b\11433.D
Lab Smp Id: 10263164008
Inj Date : 24-APR-2014 20:45
Operator : DR1 Inst ID: 10airB.i
Smp Info :
Misc Info : 20061
Comment : Volatile Organic COMPOUNDS in Air
Method : \\192.168.10.12\chem\10airB.i\042414.b\TO15_104-14_Markes.m
Meth Date : 25-Apr-2014 09:46 dlee Quant Type: ISTD
Cal Date : 14-APR-2014 22:19 Cal File: 10424.D
Als bottle: 33
Dil Factor: 1.68000
Integrator: HP RTE Compound Sublist: all.sub
Target Version: 4.14

Concentration Formula: Amt * DF * Uf * CpndVariable

Name	Value	Description
DF	1.680	Dilution Factor
Uf	1.000	ng unit correction factor
Cpnd Variable		Local Compound Variable

	COMPOUND	RT	AREA	AMOUNT
2	Dichlorodifluoromethane	3.036	963071	0.208
7	1,3-Butadiene	3.343	1673484	2.200
10	Isopentane	3.742	1487516	39.718
19	Carbon Disulfide	4.548	39132	0.331
26	n-Hexane	5.040	300589	6.306
63	o-Xylene	10.846	219909	0.566
68	N-Propylbenzene	11.779	74374	0.130
69	4-Ethyltoluene	11.920	102997	0.174
74	p-isopropyltoluene	12.774	644341	1.616

	CONCENTRATIONS				QUANT		
RT	AREA	ON-COL(ppbv)	FINAL(ppbv)	QUAL	LIBRARY	LIB ENTRY	CPND #
Unknown				CAS #:			
2.821	3180908	0.68769056	1.16	0		0	2

Data File: \\192.168.10.12\chem\10airB.i\042414.b\11433.D
Report Date: 28-Apr-2014 08:31

		CONCENTRATIONS			QUANT		
RT	AREA	ON-COL(ppbv)	FINAL(ppbv)	QUAL	LIBRARY	LIB ENTRY	CPND #
Isobutane				CAS #: 75-28-5			
3.159	976688	1.28370570	2.16	72	NIST05.L	231	7
Pentane				CAS #: 109-66-0			
3.942	731861	19.5415352	32.8	90	NIST05.L	695	10
Unknown				CAS #:			
4.648	480253	4.06053989	6.82	0		0	19
Pentane, 3-methyl-				CAS #: 96-14-0			
4.848	238339	4.99977434	8.40	86	NIST05.L	1796	26
Acetamide, N,N-dimethyl-				CAS #: 127-19-5			
11.129	5163704	13.2941762	22.3	91	NIST05.L	1860	63
Cyclotetrasiloxane, octamethyl-				CAS #: 556-67-2			
11.411	207208	0.36117462	0.607	91	NIST05.L	122480	68
Unknown				CAS #:			
12.111	221093	0.37325283	0.627	0		0	69
Unknown				CAS #:			
12.645	452007	1.13361664	1.90	0		0	74
Unknown				CAS #:			
13.578	320344	0.80341204	1.35	0		0	74

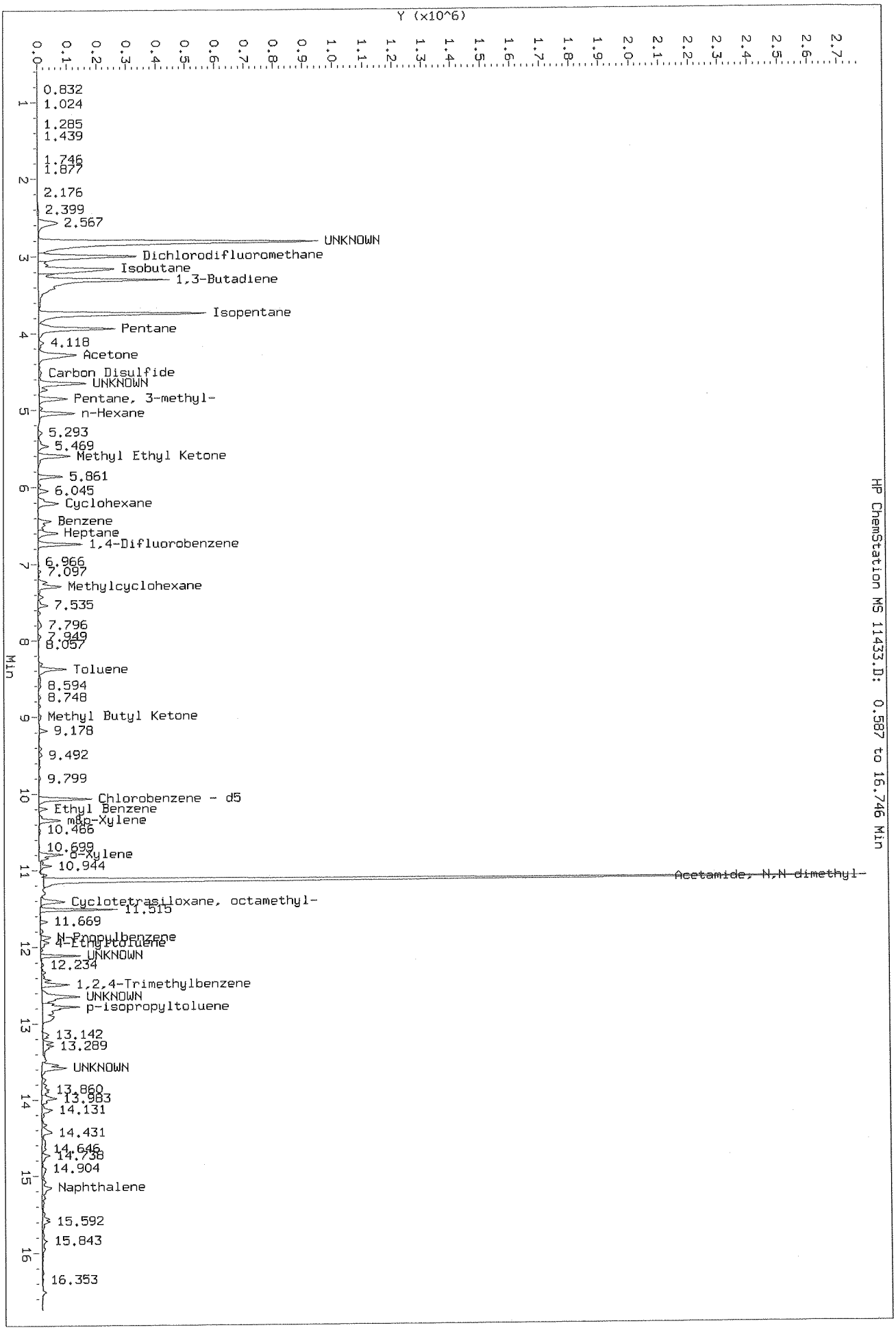
Data File: \\192.168.10.12\Chem\10airB.i\042414.b\11433.D
Injection Date: 24-APR-2014 20:45
Instrument: 10airB.i
Client Sample ID:
HP ChemStation MS 11433.D: 0.587 to 16.746 Min
Y (x10^6)
Min
0.832
1.024
1.285
1.439
1.746
1.877
2.176
2.399
2.567
UNKNOWN
Dichlorodifluoromethane
Isobutane
1,3-Butadiene
Isopentane
Pentane
4.118
Acetone
Carbon Disulfide
UNKNOWN
Pentane, 3-methyl-
n-Hexane
5.293
5.469
Methyl Ethyl Ketone
5.861
6.045
Cyclohexane
Benzene
Heptane
1,4-Difluorobenzene
6.966
7.097
Methylcyclohexane
7.535
7.796
7.949
8.057
Toluene
8.594
8.748
Methyl Butyl Ketone
9.178
9.492
9.799
Chlorobenzene - d5
Ethyl Benzene
m&p-Xylene
10.486
10.699
o-Xylene
10.944
Acetamide, N,N-dimethyl-
Cyclotetrasiloxane, octamethyl-
11.515
11.669
N-Propylbenzene
4-Ethyltoluene
UNKNOWN
12.234
1,2,4-Trimethylbenzene
UNKNOWN
p-isopropyltoluene
13.142
13.289
UNKNOWN
13.860
13.983
14.131
14.431
14.646
14.738
14.904
Naphthalene
15.592
15.843
16.353

Data File: \\192.168.10.12\chem\10airB.i\042414.b\11434.D
Report Date: 28-Apr-2014 08:32

Pace Analytical Services, Inc.

TENTATIVELY IDENTIFIED COMPOUNDS

Client Name:
Lab Smp Id: 10263164009
Operator : DR1
Sample Location:
Sample Matrix: AIR
Analysis Type: VOA
Inj Date: 24-APR-2014 21:07

Client SDG: 042414.b

Sample Date:
Sample Point:
Date Received:
Level: LOW

Number TICs found: 10

CONCENTRATION UNITS:
(ug/L or ug/KG) ppbv

	CAS NUMBER	COMPOUND NAME	RT	EST. CONC.	Q
1.		Unknown	2.821	12.6	J
2.	123-73-9	2-Butenal, (E)-	2.998	7.21	NJ
3.	75-28-5	Isobutane	3.159	5.96	NJ
4.	109-66-0	Pentane	3.942	56.3	NJ
5.	96-14-0	Pentane, 3-methyl-	4.848	12.1	NJ
6.	96-37-7	Cyclopentane, methyl-	5.600	18.3	NJ
7.	591-76-4	Hexane, 2-methyl-	6.045	5.84	NJ
8.		Unknown	11.405	1.41	J
9.		Unknown	12.639	7.92	J
10.		Unknown	13.584	0.314	J

Data File: \\192.168.10.12\chem\10airB.i\042414.b\11434.D
Report Date: 28-Apr-2014 08:32

Pace Analytical Services, Inc.

TO15 Analysis (UNIX)

Data file : \\192.168.10.12\chem\10airB.i\042414.b\11434.D
Lab Smp Id: 10263164009
Inj Date : 24-APR-2014 21:07
Operator : DR1 Inst ID: 10airB.i
Smp Info :
Misc Info :
Comment : Volatile Organic COMPOUNDS in Air
Method : \\192.168.10.12\chem\10airB.i\042414.b\TO15_104-14_Markes.m
Meth Date : 25-Apr-2014 09:46 dlee Quant Type: ISTD
Cal Date : 14-APR-2014 22:19 Cal File: 10424.D
Als bottle: 34
Dil Factor: 1.68000
Integrator: HP RTE Compound Sublist: all.sub
Target Version: 4.14
Processing Host: 10MNCREINDL

Concentration Formula: Amt * DF * Uf * CpndVariable

Name	Value	Description
DF	1.680	Dilution Factor
Uf	1.000	ng unit correction factor
Cpnd Variable		Local Compound Variable

	COMPOUND	RT	AREA	AMOUNT
7	1,3-Butadiene	3.343	2568583	6.428
10	Isopentane	3.742	1969987	54.645
26	n-Hexane	5.040	674643	12.366
37	Cyclohexane	6.207	523381	5.228
66	Isopropylbenzene	11.276	193842	0.366
74	p-isopropyltoluene	12.774	1676559	11.798
79	N-Butylbenzene	13.222	704580	0.220

		CONCENTRATIONS			QUANT		
RT	AREA	ON-COL(ppbv)	FINAL(ppbv)	QUAL	LIBRARY	LIB ENTRY	CPND #
Unknown				CAS #:			
2.821	2995206	7.49557297	12.6	0		0	7
2-Butenal, (E)-				CAS #: 123-73-9			
2.998	1715724	4.29363943	7.21	72	NIST05.L	517	7

Data File: \\192.168.10.12\chem\10airB.i\042414.b\11434.D
Report Date: 28-Apr-2014 08:32

		CONCENTRATIONS			QUANT		
RT	AREA	ON-COL(ppbv)	FINAL(ppbv)	QUAL	LIBRARY	LIB ENTRY	CPND #
Isobutane				CAS #: 75-28-5			
3.159	1417828	3.54814764	5.96	80	NIST05.L	229	7
Pentane				CAS #: 109-66-0			
3.942	1207442	33.4931481	56.3	83	NIST05.L	693	10
Pentane, 3-methyl-				CAS #: 96-14-0			
4.848	392528	7.19512494	12.1	90	NIST05.L	1796	26
Cyclopentane, methyl-				CAS #: 96-37-7			
5.600	595148	10.9091963	18.3	90	NIST05.L	1468	26
Hexane, 2-methyl-				CAS #: 591-76-4			
6.045	347991	3.47633197	5.84	90	NIST05.L	3892	37
Unknown				CAS #:			
11.405	443549	0.83760815	1.41	0		0	66
Unknown				CAS #:			
12.639	670216	4.71629598	7.92	0		0	74
Unknown				CAS #:			
13.584	600324	0.18706278	0.314	0		0	79


Y (x10^5)
Min
0.748
0.963
1.209
1.362
1.447
1.731
1.961
2.245
2.414
2.575
UNKNOWN
2-Butenal, (E)-
Isobutane
1,3-Butadiene
3.642
Isopentane
Pentane
4.118
Acetone
Carbon Disulfide
Tert Butyl Alcohol
Pentane, 3-methyl-
n-Hexane
5.316
5.470
Cyclopentane, methyl-
5.861
Hexane, 2-methyl-
Cyclohexane
Benzene
Heptane
1,4-Difluorobenzene
Trichloroethene
7.435
7.642
7.780
7.942
Methyl Isobutyl Ketone
Toluene
8.541
8.740
8.909
9.078
9.408
9.638
9.792
9.962
Chlorobenzene - d5
Ethyl Benzene
m&p-Xylene
10.478
o-Xylene
11.061
Isopropylbenzene
UNKNOWN
11.515
11.675
N-Propylbenzene
4-Ethyltoluene
12.209
12.283
1,2,4-Trimethylbenzene
UNKNOWN
p-Isopropyltoluene
1,2,3-Trimethylbenzene
13.124
N-Butylbenzene
UNKNOWN
13.977
14.131
14.438
14.560
14.738
14.923
Naphthalene
15.592
15.844
15.948
HP ChemStation MS 11434.D: 0.587 to 16.746 Min
Data File: \\192.168.10.12\chem\10airB.i\042414.b\11434.D
Injection Date: 24-APR-2014 21:07
Instrument: 10airB.i
Client Sample ID:

Data File: \\192.168.10.12\chem\10airB.i\042414.b\11435.D
Report Date: 28-Apr-2014 08:32

Pace Analytical Services, Inc.

TENTATIVELY IDENTIFIED COMPOUNDS

Client Name:
Lab Smp Id: 10263164010
Operator : DR1
Sample Location:
Sample Matrix: AIR
Analysis Type: VOA
Inj Date: 24-APR-2014 21:30

Client SDG: 042414.b

Sample Date:
Sample Point:
Date Received:
Level: LOW

Number TICs found: 10

CONCENTRATION UNITS:
(ug/L or ug/KG) ppbv

	CAS NUMBER	COMPOUND NAME	RT	EST. CONC.	Q
1.		Unknown	2.575	18.4	J
2.		Unknown	2.821	198	J
3.		Unknown	3.159	1.08	J
4.	556-67-2	Cyclotetrasiloxane, octamet	11.411	2.61	NJ
5.		Unknown	13.124	0.0717	J
6.		Unknown	13.535	0.224	J
7.		Unknown	13.983	0.173	J
8.		Unknown	14.131	0.0546	J
9.		Unknown	14.560	0.0735	J
10.		Unknown	15.592	0.0794	J

Data File: \\192.168.10.12\chem\10airB.i\042414.b\11435.D
Report Date: 28-Apr-2014 08:32

Pace Analytical Services, Inc.

TO15 Analysis (UNIX)

Data file : \\192.168.10.12\chem\10airB.i\042414.b\11435.D
Lab Smp Id: 10263164010
Inj Date : 24-APR-2014 21:30
Operator : DR1 Inst ID: 10airB.i
Smp Info :
Misc Info : 20061
Comment : Volatile Organic COMPOUNDS in Air
Method : \\192.168.10.12\chem\10airB.i\042414.b\TO15_104-14_Markes.m
Meth Date : 25-Apr-2014 09:46 dlee Quant Type: ISTD
Cal Date : 14-APR-2014 22:19 Cal File: 10424.D
Als bottle: 35
Dil Factor: 1.68000
Integrator: HP RTE Compound Sublist: all.sub
Target Version: 4.14

Concentration Formula: Amt * DF * Uf * CpndVariable

Name	Value	Description
DF	1.680	Dilution Factor
Uf	1.000	ng unit correction factor
Cpnd Variable		Local Compound Variable

	COMPOUND	RT	AREA	AMOUNT
1	Propylene	2.998	336072	14.580
7	1,3-Butadiene	3.343	458148	1.873
68	N-Propylbenzene	11.779	21419	0.154
79	N-Butylbenzene	13.222	311579	0.103
83	Naphthalene	15.346	200675	0.113

		CONCENTRATIONS			QUANT		
RT	AREA	ON-COL(ppbv)	FINAL(ppbv)	QUAL	LIBRARY	LIB ENTRY	CPND #
Unknown				CAS #:			
2.575	251958	10.9308284	18.4	0		0	1
Unknown				CAS #:			
2.821	2718686	117.946057	198	0		0	1
Unknown				CAS #:			
3.159	157052	0.64207838	1.08	0		0	7

Data File: \\192.168.10.12\chem\10airB.i\042414.b\11435.D
Report Date: 28-Apr-2014 08:32

RT	AREA	CONCENTRATIONS ON-COL(ppbv)	FINAL(ppbv)	QUAL	QUANT LIBRARY	LIB ENTRY	CPND #
Cyclotetrasiloxane, octamethyl-				CAS #: 556-67-2			
11.411	215668	1.55360103	2.61	86	NIST05.L	122479	68
Unknown				CAS #:			
13.124	129219	0.04269782	0.0717	0		0	79
Unknown				CAS #:			
13.535	404081	0.13352086	0.224	0		0	79
Unknown				CAS #:			
13.983	312441	0.10324029	0.173	0		0	79
Unknown				CAS #:			
14.131	98393	0.03251215	0.0546	0		0	79
Unknown				CAS #:			
14.560	78042	0.04375247	0.0735	0		0	83
Unknown				CAS #:			
15.592	84325	0.04727504	0.0794	0		0	83

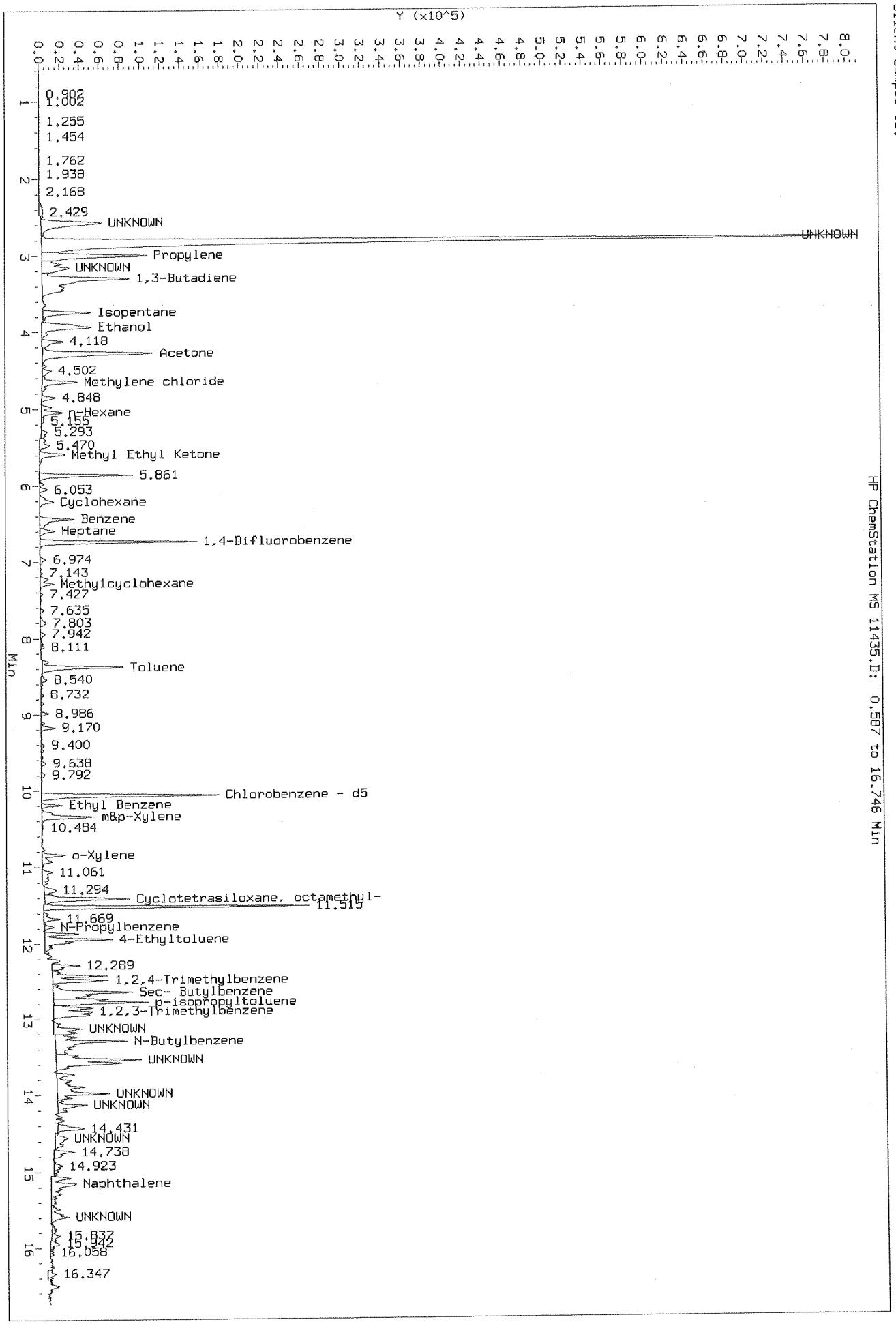
Data File: \\192.168.10.12\chem\10airB.i\042414.b\11435.D
Injection Date: 24-APR-2014 21:30
Instrument: 10airB.i
Client Sample ID:
HP ChemStation MS 11435.D: 0.587 to 16.746 Min
Y (x10^5)
Min
0.802
1.002
1.255
1.454
1.762
1.938
2.168
2.429
UNKNOWN
UNKNOWN
Propylene
UNKNOWN
1,3-Butadiene
Isopentane
Ethanol
4.118
Acetone
4.502
Methylene chloride
4.848
n-Hexane
5.155
5.293
5.470
Methyl Ethyl Ketone
5.861
6.053
Cyclohexane
Benzene
Heptane
1,4-Difluorobenzene
6.974
7.143
Methylcyclohexane
7.427
7.635
7.803
7.942
8.111
Toluene
8.540
8.732
8.986
9.170
9.400
9.638
9.792
Chlorobenzene - d5
Ethyl Benzene
m&p-Xylene
10.484
o-Xylene
11.061
11.294
Cyclotetrasiloxane, octamethyl-
11.515
11.669
N-Propylbenzene
4-Ethyltoluene
12.289
1,2,4-Trimethylbenzene
Sec- Butylbenzene
p-isopropyltoluene
1,2,3-Trimethylbenzene
UNKNOWN
N-Butylbenzene
UNKNOWN
UNKNOWN
UNKNOWN
14.431
UNKNOWN
14.738
14.923
Naphthalene
UNKNOWN
15.837
15.942
16.058
16.347

Data File: \\192.168.10.12\chem\10airB.i\042414.b\11436.D
Report Date: 28-Apr-2014 08:32

Pace Analytical Services, Inc.

TENTATIVELY IDENTIFIED COMPOUNDS

Client Name:
Lab Smp Id: 10263164011
Operator : DR1
Sample Location:
Sample Matrix: AIR
Analysis Type: VOA
Inj Date: 24-APR-2014 21:53

Client SDG: 042414.b

Sample Date:
Sample Point:
Date Received:
Level: LOW

Number TICs found: 10

CONCENTRATION UNITS:
(ug/L or ug/KG) ppbv

	CAS NUMBER	COMPOUND NAME	RT	EST. CONC.	Q
1.		Unknown	2.575	17.4	J
2.		Unknown	2.821	199	J
3.	556-67-2	Cyclotetrasiloxane, octamet	11.411	3.34	NJ
4.		Unknown	12.645	1.88	J
5.	1074-43-7	Benzene, 1-methyl-3-propyl-	13.124	0.133	NJ
6.		Unknown	13.584	0.325	J
7.		Unknown	13.738	0.104	J
8.		Unknown	13.983	0.245	J
9.		Unknown	14.130	0.161	J
10.		Unknown	14.566	1.14	J

Data File: \\192.168.10.12\chem\10airB.i\042414.b\11436.D
Report Date: 28-Apr-2014 08:32

Pace Analytical Services, Inc.

TO15 Analysis (UNIX)

Data file : \\192.168.10.12\chem\10airB.i\042414.b\11436.D
Lab Smp Id: 10263164011
Inj Date : 24-APR-2014 21:53
Operator : DR1 Inst ID: 10airB.i
Smp Info :
Misc Info : 20061
Comment : Volatile Organic COMPOUNDS in Air
Method : \\192.168.10.12\chem\10airB.i\042414.b\TO15_104-14_Markes.m
Meth Date : 25-Apr-2014 09:46 dlee Quant Type: ISTD
Cal Date : 14-APR-2014 22:19 Cal File: 10424.D
Als bottle: 36
Dil Factor: 1.74000
Integrator: HP RTE Compound Sublist: all.sub
Target Version: 4.14

Concentration Formula: Amt * DF * Uf * CpndVariable

Name	Value	Description
DF	1.740	Dilution Factor
Uf	1.000	ng unit correction factor
Cpnd Variable		Local Compound Variable

	COMPOUND	RT	AREA	AMOUNT
1	Propylene	2.997	237371	10.353
68	N-Propylbenzene	11.779	17475	0.183
74	p-isopropyltoluene	12.774	316181	1.067
79	N-Butylbenzene	13.222	414811	0.152
83	Naphthalene	15.346	30284	0.143

	CONCENTRATIONS				QUANT		
RT	AREA	ON-COL(ppbv)	FINAL(ppbv)	QUAL	LIBRARY	LIB ENTRY	CPND #
Unknown				CAS #:			
2.575	229882	10.0265208	17.4	0		0	1
Unknown				CAS #:			
2.821	2621221	114.327151	199	0		0	1
Cyclotetrasiloxane, octamethyl-				CAS #: 556-67-2			
11.411	183347	1.91925569	3.34	91	NIST05.L	122480	68

Data File: \\192.168.10.12\chem\10airB.i\042414.b\11436.D
Report Date: 28-Apr-2014 08:32

RT	AREA	CONCENTRATIONS ON-COL(ppbv)	CONCENTRATIONS FINAL(ppbv)	QUAL	QUANT LIBRARY	QUANT LIB ENTRY	CPND #
Unknown				CAS #:			
12.645	319942	1.07976528	1.88	0		0	74
Benzene, 1-methyl-3-propyl-				CAS #: 1074-43-7			
13.124	208175	0.07636525	0.133	87	NIST05.L	14371	79
Unknown				CAS #:			
13.584	509885	0.18704213	0.325	0		0	79
Unknown				CAS #:			
13.738	162823	0.05972876	0.104	0		0	79
Unknown				CAS #:			
13.983	384555	0.14106710	0.245	0		0	79
Unknown				CAS #:			
14.130	252552	0.09264434	0.161	0		0	79
Unknown				CAS #:			
14.566	138972	0.65713320	1.14	0		0	83

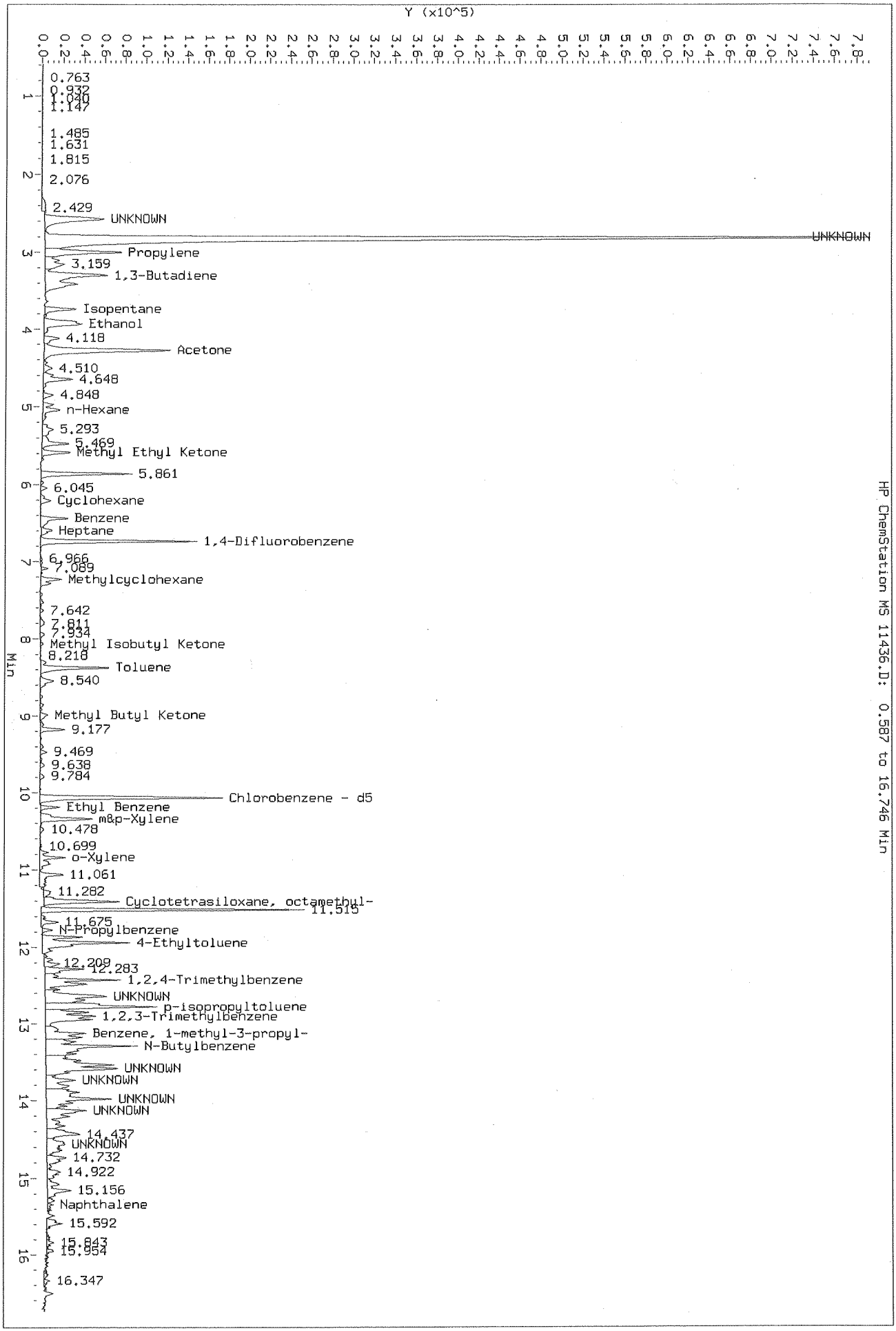

Data File: \\192.168.10.12\chem\10airB.i\042414.b\11436.D
Injection Date: 24-APR-2014 21:53
Instrument: 10airB.i
Client Sample ID:

HP ChemStation MS 11436.D: 0.587 to 16.746 Min

Data File: \\192.168.10.12\chem\10airB.i\042414.b\11437.D
Report Date: 28-Apr-2014 08:33

Pace Analytical Services, Inc.

TENTATIVELY IDENTIFIED COMPOUNDS

Client Name:
Lab Smp Id: 10263164012
Operator : DR1
Sample Location:
Sample Matrix: AIR
Analysis Type: VOA
Inj Date: 24-APR-2014 22:16

Client SDG: 042414.b

Sample Date:
Sample Point:
Date Received:
Level: LOW

Number TICs found: 10

CONCENTRATION UNITS:
(ug/L or ug/KG) ppbv

	CAS NUMBER	COMPOUND NAME	RT	EST. CONC.	Q
1.		Unknown	2.560	15.4	J
2.		Unknown	2.821	204	J
3.	75-28-5	Isobutane	3.166	1.90	NJ
4.		Unknown	4.648	2.33	J
5.	96-37-7	Cyclopentane, methyl-	5.600	6.42	NJ
6.	556-67-2	Cyclotetrasiloxane, octamet	11.411	0.720	NJ
7.		Unknown	12.645	2.19	J
8.	1120-21-4	Undecane	13.289	1.53	NJ
9.		Unknown	13.535	2.50	J
10.	2882-98-6	Cyclopentane, nonyl-	15.149	1.14	NJ

Data File: \\192.168.10.12\chem\10airB.i\042414.b\11437.D
Report Date: 28-Apr-2014 08:33

Pace Analytical Services, Inc.

TO15 Analysis (UNIX)

Data file : \\192.168.10.12\chem\10airB.i\042414.b\11437.D
Lab Smp Id: 10263164012
Inj Date : 24-APR-2014 22:16
Operator : DR1 Inst ID: 10airB.i
Smp Info :
Misc Info : 20061
Comment : Volatile Organic COMPOUNDS in Air
Method : \\192.168.10.12\chem\10airB.i\042414.b\TO15_104-14_Markes.m
Meth Date : 25-Apr-2014 09:46 dlee Quant Type: ISTD
Cal Date : 14-APR-2014 22:19 Cal File: 10424.D
Als bottle: 37
Dil Factor: 1.68000
Integrator: HP RTE Compound Sublist: all.sub
Target Version: 4.14

Concentration Formula: Amt * DF * Uf * CpndVariable

Name	Value	Description
DF	1.680	Dilution Factor
Uf	1.000	ng unit correction factor
Cpnd Variable		Local Compound Variable

	COMPOUND	RT	AREA	AMOUNT
1	Propylene	2.997	698528	31.047
7	1,3-Butadiene	3.350	1076124	2.299
19	Carbon Disulfide	4.548	43059	0.186
26	n-Hexane	5.039	239955	4.642
69	4-Ethyltoluene	11.920	91440	0.138
74	p-isopropyltoluene	12.774	176687	0.632
83	Naphthalene	15.346	42900	0.102

	CONCENTRATIONS			QUANT		
RT	AREA	ON-COL(ppbv)	FINAL(ppbv)	QUAL	LIBRARY	LIB ENTRY	CPND #
Unknown				CAS #:			
2.560	205742	9.14451633	15.4	0		0	1
Unknown				CAS #:			
2.821	2730640	121.367615	204	0		0	1

Data File: \\192.168.10.12\chem\10airB.i\042414.b\11437.D
Report Date: 28-Apr-2014 08:33

		CONCENTRATIONS			QUANT		
RT	AREA	ON-COL(ppbv)	FINAL(ppbv)	QUAL	LIBRARY	LIB ENTRY	CPND #
Isobutane				CAS #: 75-28-5			
3.166	530079	1.13232376	1.90	72	NIST05.L	230	7
Unknown				CAS #:			
4.648	319961	1.38466609	2.33	0		0	19
Cyclopentane, methyl-				CAS #: 96-37-7			
5.600	197491	3.82052527	6.42	91	NIST05.L	1468	26
Cyclotetrasiloxane, octamethyl-				CAS #: 556-67-2			
11.411	283194	0.42871106	0.720	91	NIST05.L	122480	69
Unknown				CAS #:			
12.645	365068	1.30638246	2.19	0		0	74
Undecane				CAS #: 1120-21-4			
13.289	253887	0.90852582	1.53	83	NIST05.L	27236	74
Unknown				CAS #:			
13.535	416089	1.48895996	2.50	0		0	74
Cyclopentane, nonyl-				CAS #: 2882-98-6			
15.149	285791	0.68073011	1.14	80	NIST05.L	54540	83

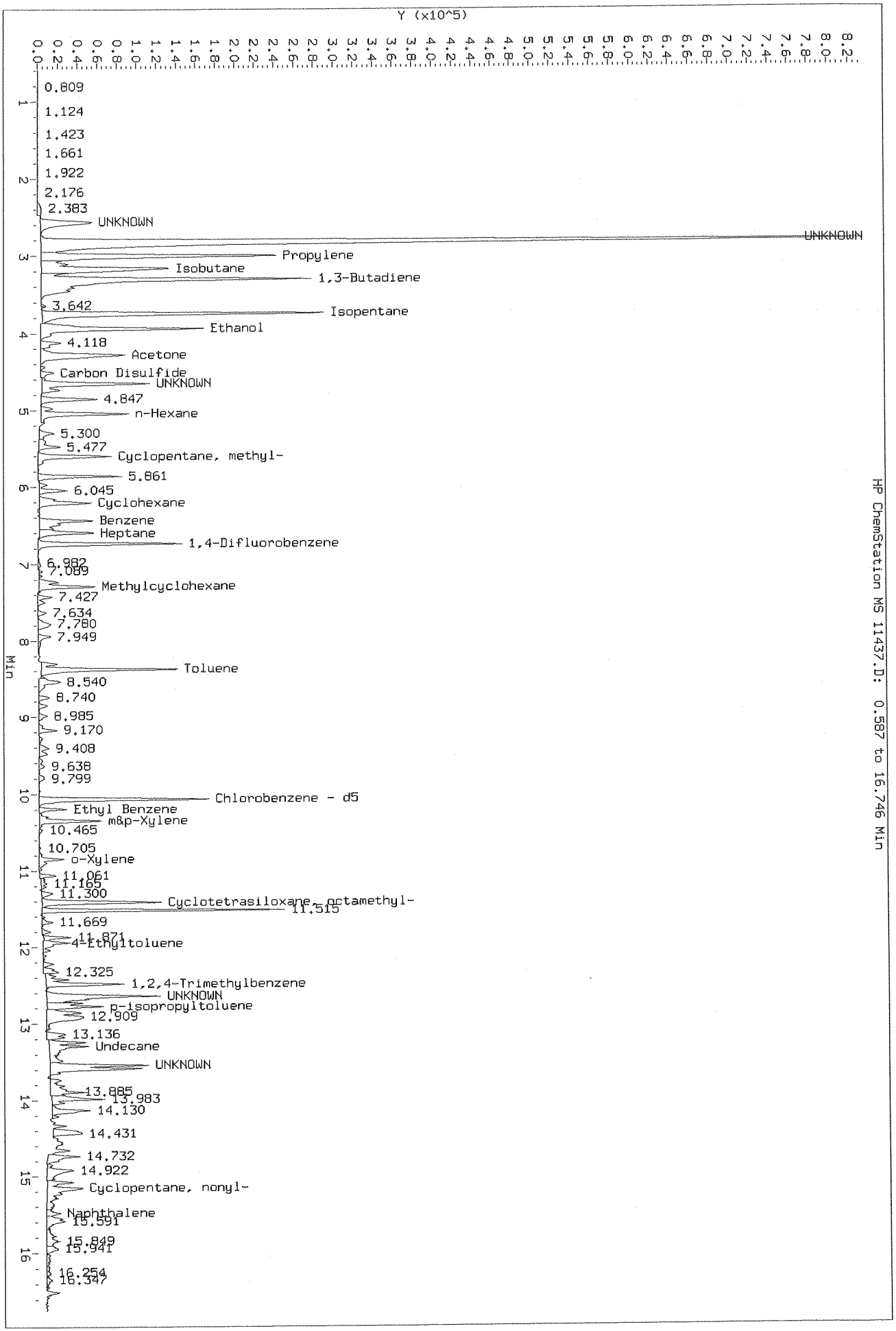
Y (x10^5)
Min
0.809
1.124
1.423
1.661
1.922
2.176
2.383
UNKNOWN
UNKNOWN
Propylene
Isobutane
1,3-Butadiene
3.642
Isopentane
Ethanol
4.118
Acetone
Carbon Disulfide
UNKNOWN
4.847
n-Hexane
5.300
5.477
Cyclopentane, methyl-
5.861
6.045
Cyclohexane
Benzene
Heptane
1,4-Difluorobenzene
6.982
7.089
Methylcyclohexane
7.427
7.634
7.780
7.949
Toluene
8.540
8.740
8.985
9.170
9.408
9.638
9.799
Chlorobenzene - d5
Ethyl Benzene
m&p-Xylene
10.465
10.705
o-Xylene
11.061
11.165
11.300
Cyclotetrasiloxane, octamethyl-
11.515
11.669
11.871
4-Ethyltoluene
12.325
1,2,4-Trimethylbenzene
UNKNOWN
p-isopropyltoluene
12.909
13.136
Undecane
UNKNOWN
13.885
13.983
14.130
14.431
14.732
14.922
Cyclopentane, nonyl-
Naphthalene
15.591
15.849
15.941
16.254
16.347
Data File: \\192.168.10.12\chem\10airB.i\042414.b\11437.D
Injection Date: 24-APR-2014 22:16
Instrument: 10airB.i
Client Sample ID:
HP ChemStation MS 11437.D: 0.587 to 16.746 Min

Data File: \\192.168.10.12\chem\10airD.i\042514.b\11527.d
Report Date: 26-Apr-2014 16:12

Pace Analytical Services, Inc.

TENTATIVELY IDENTIFIED COMPOUNDS

Client Name:
Lab Smp Id: 10263164013
Operator : AH2
Sample Location:
Sample Matrix: AIR
Analysis Type: VOA
Inj Date: 25-APR-2014 19:13

Client SDG: 042514.b

Sample Date:
Sample Point:
Date Received:
Level: LOW

Number TICs found: 10

CONCENTRATION UNITS:
(ug/L or ug/KG) ppbv

	CAS NUMBER	COMPOUND NAME	RT	EST. CONC.	Q
1.		Unknown	3.289	5.70	J
2.		Unknown	3.538	15.8	J
3.	78-78-4	Butane, 2-methyl-	3.803	48.4	NJ
4.	79-20-9	Acetic acid, methyl ester	4.256	5.53	NJ
5.	107-83-5	Pentane, 2-methyl-	4.682	4.84	NJ
6.	96-14-0	Pentane, 3-methyl-	4.873	2.19	NJ
7.	17081-21-9	Propane, 1,3-dimethoxy-	8.591	4.20	NJ
8.	541-05-9	Cyclotrisiloxane, hexamethy	9.119	17.2	NJ
9.	556-67-2	Cyclotetrasiloxane, octamet	12.881	1.81	NJ
10.		Unknown	14.245	0.910	J

Data File: \\192.168.10.12\chem\10airD.i\042514.b\11527.d
Report Date: 26-Apr-2014 16:12

Pace Analytical Services, Inc.

TO15 Analysis (UNIX)

Data file : \\192.168.10.12\chem\10airD.i\042514.b\11527.d
Lab Smp Id: 10263164013
Inj Date : 25-APR-2014 19:13
Operator : AH2 Inst ID: 10airD.i
Smp Info :
Misc Info : 20067
Comment : Volatile Organic COMPOUNDS in Air
Method : \\192.168.10.12\chem\10airD.i\042514.b\TO15_114-14.m
Meth Date : 26-Apr-2014 12:43 ahamilton Quant Type: ISTD
Cal Date : 24-APR-2014 11:10 Cal File: 11407.d
Als bottle: 25
Dil Factor: 1.68000
Integrator: HP RTE Compound Sublist: all.sub
Target Version: 4.14

Concentration Formula: Amt * DF * Uf * CpndVariable

Name	Value	Description
DF	1.680	Dilution Factor
Uf	1.000	ng unit correction factor
Cpnd Variable		Local Compound Variable

	COMPOUND	RT	AREA	AMOUNT
2	Propylene	3.135	5153758	19.211
10	Ethanol	3.676	304368	11.606
21	Methylene chloride	4.328	265590	1.846
23	Carbon Disulfide	4.463	201884	1.013
$ 28	Hexane-d14(S)	4.958	2208793	10.389
55	Toluene	8.296	887960	4.418
71	4-Ethyltoluene	12.717	200093	0.189
80	p-Isopropyltoluene	14.058	359889	0.355

	CONCENTRATIONS				QUANT		
RT	AREA	ON-COL(ppbv)	FINAL(ppbv)	QUAL	LIBRARY	LIB ENTRY	CPND #
Unknown				CAS #:			
3.289	910475	3.39385135	5.70	0		0	2

Data File: \\192.168.10.12\chem\10airD.i\042514.b\11527.d
Report Date: 26-Apr-2014 16:12

		CONCENTRATIONS			QUANT		
RT	AREA	ON-COL(ppbv)	FINAL(ppbv)	QUAL	LIBRARY	LIB ENTRY	CPND #
Unknown				CAS #:			
3.538	246689	9.40620565	15.8	0		0	10
Butane, 2-methyl-				CAS #:	78-78-4		
3.803	755521	28.8078840	48.4	81	NIST05.L	700	10
Acetic acid, methyl ester				CAS #:	79-20-9		
4.256	473801	3.29233987	5.53	72	NIST05.L	806	21
Pentane, 2-methyl-				CAS #:	107-83-5		
4.682	574244	2.88146509	4.84	91	NIST05.L	1793	23
Pentane, 3-methyl-				CAS #:	96-14-0		
4.873	276876	1.30228183	2.19	91	NIST05.L	1794	28
Propane, 1,3-dimethoxy-				CAS #:	17081-21-9		
8.591	502126	2.49820080	4.20	72	NIST05.L	4656	55
Cyclotrisiloxane, hexamethyl-				CAS #:	541-05-9		
9.119	2056536	10.2317766	17.2	91	NIST05.L	73123	55
Cyclotetrasiloxane, octamethyl-				CAS #:	556-67-2		
12.881	1140083	1.07519934	1.81	91	NIST05.L	122481	71
Unknown				CAS #:			
14.245	548804	0.54142122	0.910	0		0	80

Data File: \\192.168.10.12\chem\10airD.i\042514.b\11527.d
Injection Date: 25-APR-2014 19:13
Instrument: 10airD.i
Client Sample ID:
HP ChemStation MS 11527.d: 2.190 to 19.318 Min
Y (x10^6)
Min
2.380
2.528
2.789
2.862
2.997
Propylene
UNKNOWN
3.354
UNKNOWN
Ethanol
Butane, 2-methyl-
Acetone
4.084
4.141
Acetic acid, methyl ester
Methylene chloride
Carbon Disulfide
4.271
Pentane, 2-methyl-
Pentane, 3-methyl-
Hexane-d14(S)
Methyl Ethyl Ketone
4.771
Ethyl Acetate
5.220
5.440
5.514
5.607
5.687
5.764
5.868
6.046
6.097
6.138
Benzene
6.315
1,4-Difluorobenzene
2,2,4-Trimethylpentane
Heptane
6.595
6.876
7.050
7.211
Methylcyclohexane
7.588
7.676
7.850
8.017
8.096
Toluene-d8 (S)
Toluene
8.412
8.496
Propane, 1,3-dimethoxy-
8.762
8.834
8.896
9.027
Cyclotrisiloxane, hexamethyl-
9.290
9.487
9.746
9.858
9.903
10.140
Chlorobenzene - d5
10.234
Ethyl Benzene
m&p-Xylene
10.329
10.502
10.684
11.067
11.196
o-Xylene
11.270
11.493
11.654
11.874
12.012
12.149
12.343
N-Propylbenzene
4-Ethyltoluene
Cyclotetrasiloxane, octamethyl-
12.995
13.140
13.271
1,2,4-Trimethylbenzene
13.776
1,4-dichlorobenzene-d4 (S)
p-Isopropyltoluene
UNKNOWN
14.379
14.523
14.684
14.891
14.979
15.189
15.268
15.432
15.529
15.658
15.884
15.950
16.144
16.275
16.363
16.491
16.691
16.858
16.914
17.088
17.275
17.489
17.607
17.645
17.724
17.783
18.052
18.301
18.373
18.672
18.862
19.016
19.062

Data File: \\192.168.10.12\chem\10airD.i\042514.b\11520.d
Report Date: 26-Apr-2014 16:10

Pace Analytical Services, Inc.

TENTATIVELY IDENTIFIED COMPOUNDS

Client Name:
Lab Smp Id: 10263164014
Operator : AH2
Sample Location:
Sample Matrix: AIR
Analysis Type: VOA
Inj Date: 25-APR-2014 15:55

Client SDG: 042514.b

Sample Date:
Sample Point:
Date Received:
Level: LOW

Number TICs found: 10

CONCENTRATION UNITS:
(ug/L or ug/KG) ppbv

	CAS NUMBER	COMPOUND NAME	RT	EST. CONC.	Q
1.		Unknown	3.016	803	J
2.	463-49-0	Allene	3.207	10.1	NJ
3.		Unknown	3.292	19.0	J
4.		Unknown	3.351	37.1	J
5.	542-92-7	1,3-Cyclopentadiene	4.417	2.52	NJ
6.	96-14-0	Pentane, 3-methyl-	4.869	3.21	NJ
7.	541-05-9	Cyclotrisiloxane, hexamethy	9.123	5.13	NJ
8.	556-67-2	Cyclotetrasiloxane, octamet	12.884	0.768	NJ
9.		Unknown	14.248	0.944	J
10.		Unknown	15.957	3.95	J

Data File: \\192.168.10.12\chem\10airD.i\042514.b\11520.d
Report Date: 26-Apr-2014 16:10

Pace Analytical Services, Inc.

TO15 Analysis (UNIX)

Data file : \\192.168.10.12\chem\10airD.i\042514.b\11520.d
Lab Smp Id: 10263164014
Inj Date : 25-APR-2014 15:55
Operator : AH2 Inst ID: 10airD.i
Smp Info :
Misc Info : 20067
Comment : Volatile Organic COMPOUNDS in Air
Method : \\192.168.10.12\chem\10airD.i\042514.b\TO15_114-14.m
Meth Date : 26-Apr-2014 12:43 ahamilton Quant Type: ISTD
Cal Date : 24-APR-2014 11:10 Cal File: 11407.d
Als bottle: 18
Dil Factor: 1.68000
Integrator: HP RTE Compound Sublist: all.sub
Target Version: 4.14

Concentration Formula: Amt * DF * Uf * CpndVariable

Name	Value	Description
DF	1.680	Dilution Factor
Uf	1.000	ng unit correction factor
Cpnd Variable		Local Compound Variable

	COMPOUND	RT	AREA	AMOUNT
2	Propylene	3.138	2073921	33.942
23	Carbon Disulfide	4.466	117624	0.756
$ 28	Hexane-d14(S)	4.955	2027042	11.105
60	Tetrachloroethene	9.290	18691	0.099
70	N-Propylbenzene	12.520	111752	0.176
80	p-Isopropyltoluene	14.058	274189	0.362
85	Naphthalene	17.226	26800	0.242

	CONCENTRATIONS				QUANT		
RT	AREA	ON-COL(ppbv)	FINAL(ppbv)	QUAL	LIBRARY	LIB ENTRY	CPND #
Unknown				CAS #:			
3.016	29207466	478.010544	803	0		0	2
Allene				CAS #: 463-49-0			
3.207	366820	6.00339492	10.1	90	NIST05.L	48	2

Data File: \\192.168.10.12\chem\10airD.i\042514.b\11520.d
Report Date: 26-Apr-2014 16:10

		CONCENTRATIONS			QUANT		
RT	AREA	ON-COL(ppbv)	FINAL(ppbv)	QUAL	LIBRARY	LIB ENTRY	CPND #
Unknown				CAS #:			
3.292	689385	11.2825092	19.0	0		0	2
Unknown				CAS #:			
3.351	1351100	22.1121630	37.1	0		0	2
1,3-Cyclopentadiene				CAS #:	542-92-7		
4.417	233388	1.49988811	2.52	91	NIST05.L	363	23
Pentane, 3-methyl-				CAS #:	96-14-0		
4.869	348841	1.91105716	3.21	86	NIST05.L	1794	28
Cyclotrisiloxane, hexamethyl-				CAS #:	541-05-9		
9.123	577917	3.05629255	5.13	90	NIST05.L	73121	60
Cyclotetrasiloxane, octamethyl-				CAS #:	556-67-2		
12.884	289825	0.45736480	0.768	78	NIST05.L	122479	70
Unknown				CAS #:			
14.248	426325	0.56226108	0.944	0		0	80
Unknown				CAS #:			
15.957	260492	2.35113491	3.95	0		0	85

Data File: \\192.168.10.12\chem\10airD.i\042514.b\11520.d
Injection Date: 25-APR-2014 15:55
Instrument: 10airD.i
Client Sample ID:

HP ChemStation MS 11520.d: 2.190 to 19.318 Min

Data File: \\192.168.10.12\chem\10airD.i\042514.b\11516.d
Report Date: 26-Apr-2014 16:09

Pace Analytical Services, Inc.

TENTATIVELY IDENTIFIED COMPOUNDS

Client Name:
Lab Smp Id: 10263164015
Operator : AH2
Sample Location:
Sample Matrix: AIR
Analysis Type: VOA
Inj Date: 25-APR-2014 13:59

Client SDG: 042514.b

Sample Date:
Sample Point:
Date Received:
Level: LOW

Number TICs found: 10

CONCENTRATION UNITS:
(ug/L or ug/KG) ppbv

	CAS NUMBER	COMPOUND NAME	RT	EST. CONC.	Q
1.		Unknown	3.004	1240	J
2.	463-49-0	Allene	3.204	17.1	NJ
3.		Unknown	3.292	17.7	J
4.		Unknown	3.807	0.193	J
5.	107-83-5	Pentane, 2-methyl-	4.679	3.32	NJ
6.	96-14-0	Pentane, 3-methyl-	4.869	3.39	NJ
7.		Unknown	9.123	1.32	J
8.	556-67-2	Cyclotetrasiloxane, octamet	12.884	1.01	NJ
9.		Unknown	14.245	6.03	J
10.		Unknown	15.950	6.92	J

Data File: \\192.168.10.12\chem\10airD.i\042514.b\11516.d
Report Date: 26-Apr-2014 16:09

Pace Analytical Services, Inc.

TO15 Analysis (UNIX)

Data file : \\192.168.10.12\chem\10airD.i\042514.b\11516.d
Lab Smp Id: 10263164015
Inj Date : 25-APR-2014 13:59
Operator : AH2 Inst ID: 10airD.i
Smp Info :
Misc Info : 20067
Comment : Volatile Organic COMPOUNDS in Air
Method : \\192.168.10.12\chem\10airD.i\042514.b\TO15_114-14.m
Meth Date : 26-Apr-2014 12:43 ahamilton Quant Type: ISTD
Cal Date : 24-APR-2014 11:10 Cal File: 11407.d
Als bottle: 14
Dil Factor: 1.68000
Integrator: HP RTE Compound Sublist: all.sub
Target Version: 4.14

Concentration Formula: Amt * DF * Uf * CpndVariable

Name	Value	Description
DF	1.680	Dilution Factor
Uf	1.000	ng unit correction factor
Cpnd Variable		Local Compound Variable

	COMPOUND	RT	AREA	AMOUNT
2	Propylene	3.138	3019751	66.902
13	Trichlorofluoromethane	3.902	537091	0.122
23	Carbon Disulfide	4.469	191751	0.571
$ 28	Hexane-d14(S)	4.958	1757396	10.609
60	Tetrachloroethene	9.293	66709	0.121
70	N-Propylbenzene	12.523	85507	0.140
$ 77	1,4-dichlorobenzene-d4	13.871	589864	9.412

	CONCENTRATIONS			QUANT		
RT	AREA	ON-COL(ppbv)	FINAL(ppbv)	QUAL	LIBRARY	LIB ENTRY	CPND #
Unknown				CAS #:			
3.004	33464560	741.396600	1240	0		0	2
Allene				CAS #: 463-49-0			
3.204	458454	10.1568940	17.1	90	NIST05.L	48	2

Data File: \\192.168.10.12\chem\10airD.i\042514.b\11516.d
Report Date: 26-Apr-2014 16:09

		CONCENTRATIONS			QUANT		
RT	AREA	ON-COL(ppbv)	FINAL(ppbv)	QUAL	LIBRARY	LIB ENTRY	CPND #
Unknown				CAS #:			
3.292	475314	10.5304205	17.7	0		0	2
Unknown				CAS #:			
3.807	507189	0.11482315	0.193	0		0	13
Pentane, 2-methyl-				CAS #:	107-83-5		
4.679	662333	1.97389494	3.32	72	NIST05.L	1793	23
Pentane, 3-methyl-				CAS #:	96-14-0		
4.869	334129	2.01699051	3.39	90	NIST05.L	1796	28
Unknown				CAS #:			
9.123	434807	0.78814510	1.32	0		0	60
Cyclotetrasiloxane, octamethyl-				CAS #:	556-67-2		
12.884	367148	0.59937796	1.01	86	NIST05.L	122480	70
Unknown				CAS #:			
14.245	224859	3.58797093	6.03	0		0	77
Unknown				CAS #:			
15.950	258348	4.12232441	6.92	0		0	77

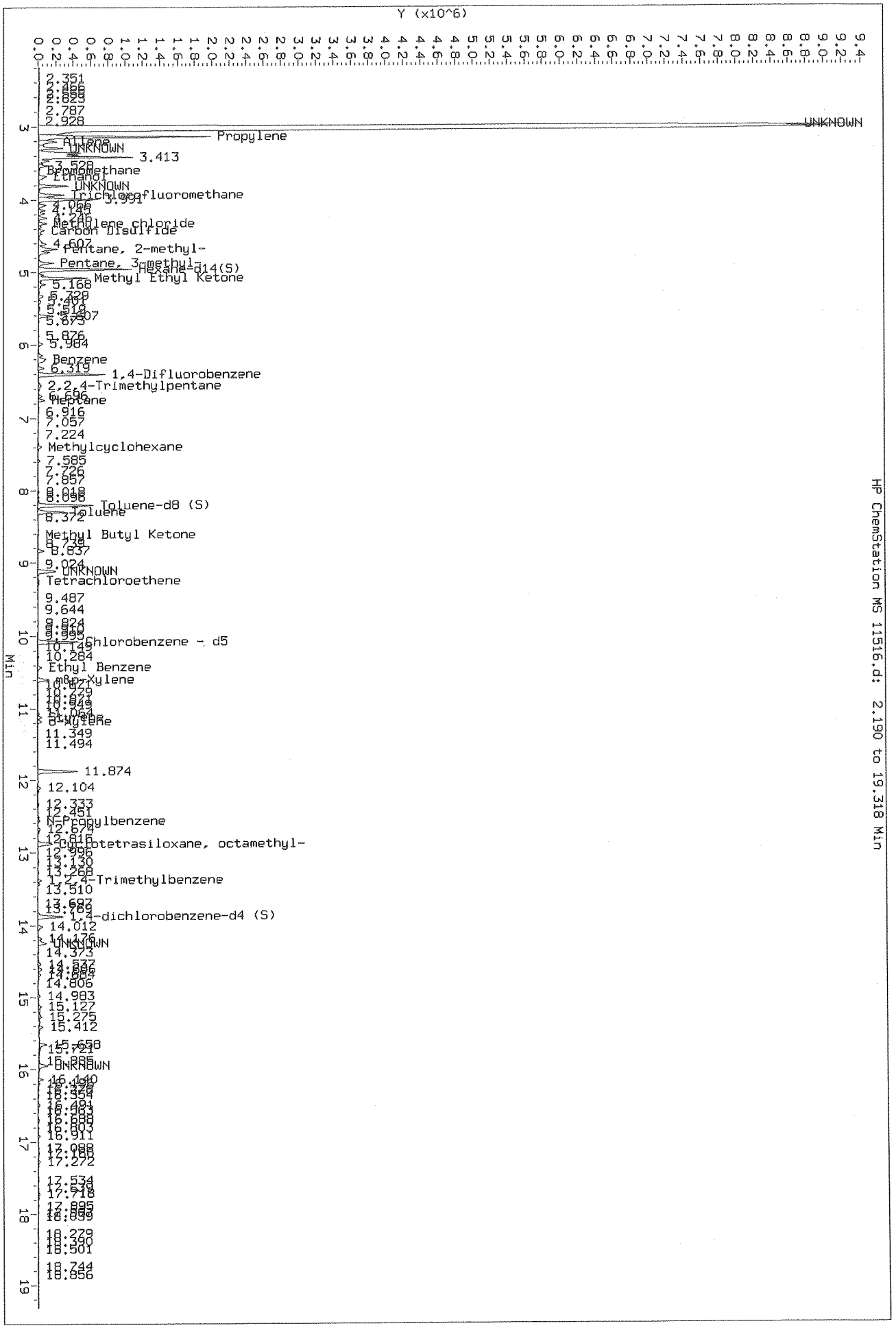

Data File: \\192.168.10.12\chem\10airD.i\042514.b\11516.d
Injection Date: 25-APR-2014 13:59
Instrument: 10airD.i
Client Sample ID:

Data File: \\192.168.10.12\chem\10airD.i\042514.b\11519.d
Report Date: 26-Apr-2014 16:09

Pace Analytical Services, Inc.

TENTATIVELY IDENTIFIED COMPOUNDS

Client Name:
Lab Smp Id: 10263164016
Operator : AH2
Sample Location:
Sample Matrix: AIR
Analysis Type: VOA
Inj Date: 25-APR-2014 15:27

Client SDG: 042514.b

Sample Date:
Sample Point:
Date Received:
Level: LOW

Number TICs found: 10

CONCENTRATION UNITS:
(ug/L or ug/KG) ppbv

	CAS NUMBER	COMPOUND NAME	RT	EST. CONC.	Q
1.		Unknown	2.997	15.1	J
2.		Unknown	3.348	2.64	J
3.		Unknown	3.535	8.18	J
4.	107-83-5	Pentane, 2-methyl-	4.676	0.400	NJ
5.	16747-25-4	Hexane, 2,2,3-trimethyl-	4.869	0.879	NJ
6.	96-37-7	Cyclopentane, methyl-	5.604	0.0956	NJ
7.		Unknown	8.781	0.874	J
8.	541-05-9	Cyclotrisiloxane, hexamethy	9.122	1.58	NJ
9.		Unknown	13.025	2.22	J
10.		Unknown	15.661	2.56	J

Data File: \\192.168.10.12\chem\10airD.i\042514.b\11519.d
Report Date: 26-Apr-2014 16:09

Pace Analytical Services, Inc.

TO15 Analysis (UNIX)

Data file : \\192.168.10.12\chem\10airD.i\042514.b\11519.d
Lab Smp Id: 10263164016
Inj Date : 25-APR-2014 15:27
Operator : AH2 Inst ID: 10airD.i
Smp Info :
Misc Info : 20067
Comment : Volatile Organic COMPOUNDS in Air
Method : \\192.168.10.12\chem\10airD.i\042514.b\TO15_114-14.m
Meth Date : 26-Apr-2014 12:43 ahamilton Quant Type: ISTD
Cal Date : 24-APR-2014 11:10 Cal File: 11407.d
Als bottle: 17
Dil Factor: 1.68000
Integrator: HP RTE Compound Sublist: all.sub
Target Version: 4.14

Concentration Formula: Amt * DF * Uf * CpndVariable

Name	Value	Description
DF	1.680	Dilution Factor
Uf	1.000	ng unit correction factor
Cpnd Variable		Local Compound Variable

	COMPOUND	RT	AREA	AMOUNT
1	Chlorodifluoromethane	3.118	3015127	0.709
5	Chloromethane	3.266	421025	0.408
10	Ethanol	3.682	134865	3.683
23	Carbon Disulfide	4.459	41081	0.087
$ 28	Hexane-d14(S)	4.954	1470718	8.582
29	Methyl Ethyl Ketone	5.043	461108	0.305
55	Toluene	8.296	725042	4.278
$ 77	1,4-dichlorobenzene-d4	13.874	587415	8.797

	CONCENTRATIONS				QUANT		
RT	AREA	ON-COL(ppbv)	FINAL(ppbv)	QUAL	LIBRARY	LIB ENTRY	CPND #
Unknown				CAS #:			
2.997	38260636	9.00021400	15.1	0		0	1

Data File: \\192.168.10.12\chem\10airD.i\042514.b\11519.d
Report Date: 26-Apr-2014 16:09

		CONCENTRATIONS			QUANT		
RT	AREA	ON-COL(ppbv)	FINAL(ppbv)	QUAL	LIBRARY	LIB ENTRY	CPND #
Unknown				CAS #:			
3.348	1623778	1.57215586	2.64	0		0	5
Unknown				CAS #:			
3.535	178343	4.86970049	8.18	0		0	10
Pentane, 2-methyl-				CAS #:	107-83-5		
4.676	112867	0.23787747	0.400	83	NIST05.L	1795	23
Hexane, 2,2,3-trimethyl-				CAS #:	16747-25-4		
4.869	89693	0.52336666	0.879	78	NIST05.L	12328	28
Cyclopentane, methyl-				CAS #:	96-37-7		
5.604	86039	0.05687717	0.0956	70	NIST05.L	1468	29
Unknown				CAS #:			
8.781	88202	0.52039081	0.874	0		0	55
Cyclotrisiloxane, hexamethyl-				CAS #:	541-05-9		
9.122	159191	0.93923074	1.58	91	NIST05.L	73123	55
Unknown				CAS #:			
13.025	88409	1.32404511	2.22	0		0	77
Unknown				CAS #:			
15.661	101938	1.52666026	2.56	0		0	77

Data File: \\192.168.10.12\chem\10airD.i\042514.b\11519.d
Injection Date: 25-APR-2014 15:27
Instrument: 10airD.i
Client Sample ID:

HP ChemStation MS 11519.d: 2.190 to 19.318 Min

Data File: \\192.168.10.12\chem\10airD.i\042514.b\11518.d
Report Date: 26-Apr-2014 16:09

Pace Analytical Services, Inc.

TENTATIVELY IDENTIFIED COMPOUNDS

Client Name:
Lab Smp Id: 10263164017
Operator : AH2
Sample Location:
Sample Matrix: AIR
Analysis Type: VOA
Inj Date: 25-APR-2014 14:56

Client SDG: 042514.b

Sample Date:
Sample Point:
Date Received:
Level: LOW

Number TICs found: 10

CONCENTRATION UNITS:
(ug/L or ug/KG) ppbv

	CAS NUMBER	COMPOUND NAME	RT	EST. CONC.	Q
1.		Unknown	2.990	983	J
2.	463-49-0	Allene	3.200	48.9	NJ
3.		Unknown	3.289	73.0	J
4.	2402-06-4	Cyclopropane, 1,2-dimethyl-	4.076	0.977	NJ
5.	627-20-3	2-Pentene, (Z)-	4.151	1.09	NJ
6.	107-83-5	Pentane, 2-methyl-	4.682	9.67	NJ
7.	96-14-0	Pentane, 3-methyl-	4.873	8.73	NJ
8.	541-05-9	Cyclotrisiloxane, hexamethy	9.119	7.07	NJ
9.	556-67-2	Cyclotetrasiloxane, octamet	12.881	9.45	NJ
10.		Unknown	15.658	10.6	J

Data File: \\192.168.10.12\chem\10airD.i\042514.b\11518.d
Report Date: 26-Apr-2014 16:09

Pace Analytical Services, Inc.

TO15 Analysis (UNIX)

Data file : \\192.168.10.12\chem\10airD.i\042514.b\11518.d
Lab Smp Id: 10263164017
Inj Date : 25-APR-2014 14:56
Operator : AH2 Inst ID: 10airD.i
Smp Info :
Misc Info : 20067
Comment : Volatile Organic COMPOUNDS in Air
Method : \\192.168.10.12\chem\10airD.i\042514.b\TO15_114-14.m
Meth Date : 26-Apr-2014 12:43 ahamilton Quant Type: ISTD
Cal Date : 24-APR-2014 11:10 Cal File: 11407.d
Als bottle: 16
Dil Factor: 1.68000
Integrator: HP RTE Compound Sublist: all.sub
Target Version: 4.14

Concentration Formula: Amt * DF * Uf * CpndVariable

Name	Value	Description
DF	1.680	Dilution Factor
Uf	1.000	ng unit correction factor
Cpnd Variable		Local Compound Variable

	COMPOUND	RT	AREA	AMOUNT
2	Propylene	3.128	9301387	132.580
16	Isopropyl Alcohol	3.971	4071804	4.999
23	Carbon Disulfide	4.469	481716	1.287
$ 28	Hexane-d14(S)	4.961	2227507	10.873
55	Toluene	8.296	1097930	5.951
72	1,3,5-Trimethylbenzene	12.828	13678	0.127
85	Naphthalene	17.222	14774	0.179

	CONCENTRATIONS				QUANT		
RT	AREA	ON-COL(ppbv)	FINAL(ppbv)	QUAL	LIBRARY	LIB ENTRY	CPND #
Unknown				CAS #:			
2.990	41046322	585.067086	983	0		0	2
Allene				CAS #: 463-49-0			
3.200	2043353	29.1255933	48.9	90	NIST05.L	48	2

Data File: \\192.168.10.12\chem\10airD.i\042514.b\11518.d
Report Date: 26-Apr-2014 16:09

		CONCENTRATIONS			QUANT		
RT	AREA	ON-COL(ppbv)	FINAL(ppbv)	QUAL	LIBRARY	LIB ENTRY	CPND #
Unknown				CAS #:			
3.289	3047769	43.4423715	73.0	0		0	2
Cyclopropane, 1,2-dimethyl-, trans-				CAS #:	2402-06-4		
4.076	473807	0.58168397	0.977	70	NIST05.L	570	16
2-Pentene, (Z)-				CAS #:	627-20-3		
4.151	530142	0.65084563	1.09	80	NIST05.L	545	16
Pentane, 2-methyl-				CAS #:	107-83-5		
4.682	2155860	5.75762306	9.67	91	NIST05.L	1793	23
Pentane, 3-methyl-				CAS #:	96-14-0		
4.873	1064949	5.19833324	8.73	87	NIST05.L	1794	28
Cyclotrisiloxane, hexamethyl-				CAS #:	541-05-9		
9.119	776758	4.21006515	7.07	91	NIST05.L	73123	55
Cyclotetrasiloxane, octamethyl-				CAS #:	556-67-2		
12.881	606482	5.62544018	9.45	91	NIST05.L	122480	72
Unknown				CAS #:			
15.658	519982	6.31736268	10.6	0		0	85

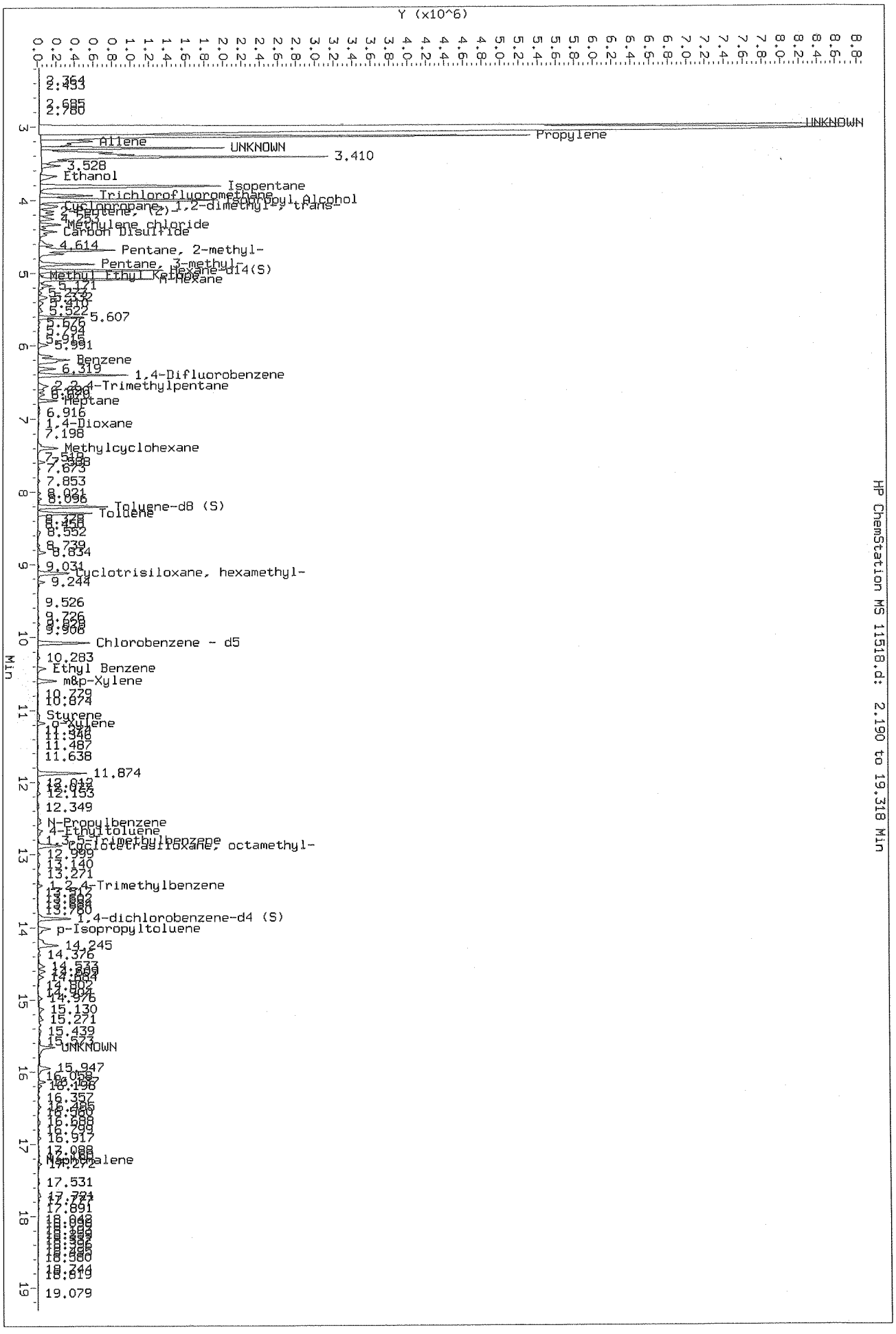
Data File: \\192.168.10.12\chem\10airD.i\042514.b\11518.d
Injection Date: 25-APR-2014 14:56
Instrument: 10airD.i
Client Sample ID:
HP ChemStation MS 11518.d: 2.190 to 19.318 Min
Y (x10^6)
Min
UNKNOWN
Propylene
Allene
UNKNOWN
3.410
Ethanol
Isopentane
Trichlorofluoromethane
Tert-Butyl Alcohol
Cyclopropane, 1,2-dimethyl-, trans
2-Pentene, (Z)-
Methylene chloride
Carbon Disulfide
Pentane, 2-methyl-
Pentane, 3-methyl-
Hexane-d14(S)
Methyl Ethyl Ketone
n-Hexane
5.607
Benzene
1,4-Difluorobenzene
2,2,4-Trimethylpentane
Heptane
1,4-Dioxane
Methylcyclohexane
Toluene-d8 (S)
Toluene
Cyclotrisiloxane, hexamethyl-
Chlorobenzene - d5
Ethyl Benzene
m&p-Xylene
Styrene
o-Xylene
11.874
N-Propylbenzene
4-Ethyltoluene
1,3,5-Trimethylbenzene
Cyclotetrasiloxane, octamethyl-
1,2,4-Trimethylbenzene
1,4-dichlorobenzene-d4 (S)
p-Isopropyltoluene
UNKNOWN
Naphthalene

Data File: \\192.168.10.12\chem\10airD.i\042514.b\11528.d
Report Date: 26-Apr-2014 16:12

Pace Analytical Services, Inc.

TENTATIVELY IDENTIFIED COMPOUNDS

Client Name:
Lab Smp Id: 10263164018
Operator : AH2
Sample Location:
Sample Matrix: AIR
Analysis Type: VOA
Inj Date: 25-APR-2014 19:41

Client SDG: 042514.b

Sample Date:
Sample Point:
Date Received:
Level: LOW

Number TICs found: 10

CONCENTRATION UNITS:
(ug/L or ug/KG) ppbv

	CAS NUMBER	COMPOUND NAME	RT	EST. CONC.	Q
1.		Unknown	2.994	643	J
2.		Unknown	3.292	57.7	J
3.	646-04-8	2-Pentene, (E)-	4.191	4.76	NJ
4.	107-83-5	Pentane, 2-methyl-	4.679	19.9	NJ
5.	96-14-0	Pentane, 3-methyl-	4.873	9.49	NJ
6.	589-34-4	Hexane, 3-methyl-	6.319	5.08	NJ
7.		Unknown	6.555	7.32	J
8.	541-05-9	Cyclotrisiloxane, hexamethy	9.123	9.60	NJ
9.		Unknown	14.251	1.44	J
10.	55471-01-7	Butanamide, 2,2,3,3,4,4,4-h	15.950	1.53	NJ

Data File: \\192.168.10.12\chem\10airD.i\042514.b\11528.d
Report Date: 26-Apr-2014 16:12

Pace Analytical Services, Inc.

TO15 Analysis (UNIX)

Data file : \\192.168.10.12\chem\10airD.i\042514.b\11528.d
Lab Smp Id: 10263164018
Inj Date : 25-APR-2014 19:41
Operator : AH2 Inst ID: 10airD.i
Smp Info :
Misc Info : 20067
Comment : Volatile Organic COMPOUNDS in Air
Method : \\192.168.10.12\chem\10airD.i\042514.b\TO15_114-14.m
Meth Date : 26-Apr-2014 12:43 ahamilton Quant Type: ISTD
Cal Date : 24-APR-2014 11:10 Cal File: 11407.d
Als bottle: 26
Dil Factor: 1.68000
Integrator: HP RTE Compound Sublist: all.sub
Target Version: 4.14

Concentration Formula: Amt * DF * Uf * CpndVariable

Name	Value	Description
DF	1.680	Dilution Factor
Uf	1.000	ng unit correction factor
Cpnd Variable		Local Compound Variable

	COMPOUND	RT	AREA	AMOUNT
2	Propylene	3.131	9056162	87.264
21	Methylene chloride	4.332	585546	1.143
23	Carbon Disulfide	4.476	194459	0.827
$ 28	Hexane-d14(S)	4.958	2210847	10.398
* 43	1,4-Difluorobenzene	6.407	1769820	10.000
60	Tetrachloroethene	9.296	46693	0.099
81	1,2,3-Trimethylbenzene	14.117	108396	0.267
85	Naphthalene	17.222	134369	0.149

	CONCENTRATIONS				QUANT		
RT	AREA	ON-COL(ppbv)	FINAL(ppbv)	QUAL	LIBRARY	LIB ENTRY	CPND #
Unknown				CAS #:			
2.994	39745186	382.979630	643	0		0	2

Data File: \\192.168.10.12\chem\10airD.i\042514.b\11528.d
Report Date: 26-Apr-2014 16:12

		CONCENTRATIONS			QUANT		
RT	AREA	ON-COL(ppbv)	FINAL(ppbv)	QUAL	LIBRARY	LIB ENTRY	CPND #
Unknown				CAS #:			
3.292	3563067	34.3332639	57.7	0		0	2
2-Pentene, (E)-				CAS #:	646-04-8		
4.191	1451604	2.83475680	4.76	91	NIST05.L	548	21
Pentane, 2-methyl-				CAS #:	107-83-5		
4.679	2781571	11.8315005	19.9	91	NIST05.L	1793	23
Pentane, 3-methyl-				CAS #:	96-14-0		
4.873	1201597	5.65146466	9.49	78	NIST05.L	1797	28
Hexane, 3-methyl-				CAS #:	589-34-4		
6.319	534739	3.02143274	5.08	91	NIST05.L	3891	43
Unknown				CAS #:			
6.555	771199	4.35749854	7.32	0		0	43
Cyclotrisiloxane, hexamethyl-				CAS #:	541-05-9		
9.123	2707094	5.71739868	9.60	91	NIST05.L	73123	60
Unknown				CAS #:			
14.251	346429	0.85424867	1.44	0		0	81
Butanamide, 2,2,3,3,4,4,4-heptafluoro-N-				CAS #:	55471-01-7		
15.950	818895	0.91016858	1.53	72	NIST05.L	184036	85

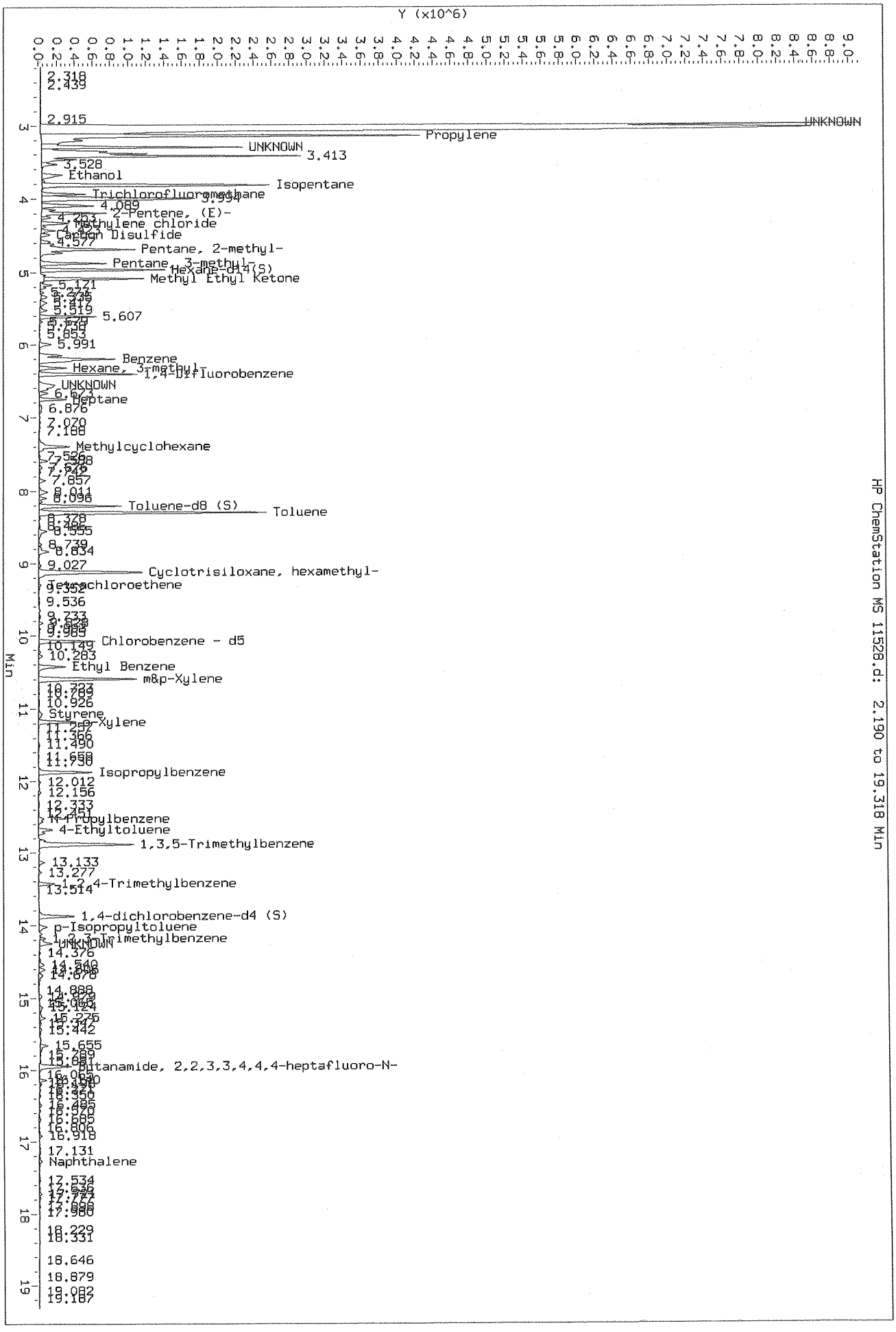

Data File: \\192.168.10.12\chem\10airD.i\042514.b\11528.d
Injection Date: 25-APR-2014 19:41
Instrument: 10airD.i
Client Sample ID:

HP ChemStation MS 11528.d: 2.190 to 19.318 Min

Data File: \\192.168.10.12\chem\10airD.i\042514.b\11530.d
Report Date: 26-Apr-2014 16:13

Pace Analytical Services, Inc.

TENTATIVELY IDENTIFIED COMPOUNDS

Client Name:
Lab Smp Id: 10263164019
Operator : AH2
Sample Location:
Sample Matrix: AIR
Analysis Type: VOA
Inj Date: 25-APR-2014 20:38

Client SDG: 042514.b

Sample Date:
Sample Point:
Date Received:
Level: LOW

Number TICs found: 10

CONCENTRATION UNITS:
(ug/L or ug/KG) ppbv

	CAS NUMBER	COMPOUND NAME	RT	EST. CONC.	Q
1.		Unknown	3.000	2.57	J
2.		Unknown	3.292	0.225	J
3.		Unknown	3.475	47.0	J
4.	110-54-3	Hexane	5.082	12.1	NJ
5.	589-34-4	Hexane, 3-methyl-	6.315	4.22	NJ
6.		Unknown	6.558	4.72	J
7.	541-05-9	Cyclotrisiloxane, hexamethy	9.126	73.8	NJ
8.	556-67-2	Cyclotetrasiloxane, octamet	12.884	20.8	NJ
9.		Unknown	14.248	25.0	J
10.		Unknown	15.950	29.3	J

Data File: \\192.168.10.12\chem\10airD.i\042514.b\11530.d
Report Date: 26-Apr-2014 16:13

Pace Analytical Services, Inc.

TO15 Analysis (UNIX)

Data file : \\192.168.10.12\chem\10airD.i\042514.b\11530.d
Lab Smp Id: 10263164019
Inj Date : 25-APR-2014 20:38
Operator : AH2 Inst ID: 10airD.i
Smp Info :
Misc Info : 20067
Comment : Volatile Organic COMPOUNDS in Air
Method : \\192.168.10.12\chem\10airD.i\042514.b\TO15_114-14.m
Meth Date : 26-Apr-2014 12:43 ahamilton Quant Type: ISTD
Cal Date : 24-APR-2014 11:10 Cal File: 11407.d
Als bottle: 28
Dil Factor: 1.68000
Integrator: HP RTE Compound Sublist: all.sub
Target Version: 4.14

Concentration Formula: Amt * DF * Uf * CpndVariable

Name	Value	Description
DF	1.680	Dilution Factor
Uf	1.000	ng unit correction factor
Cpnd Variable		Local Compound Variable

	COMPOUND	RT	AREA	AMOUNT
3	Dichlorodifluoromethane	3.161	6043204	0.250
10	Ethanol	3.679	491407	18.575
$ 28	Hexane-d14(S)	4.958	2039153	10.588
* 43	1,4-Difluorobenzene	6.404	1647540	10.000
60	Tetrachloroethene	9.300	70895	0.195
71	4-Ethyltoluene	12.723	236022	0.234
81	1,2,3-Trimethylbenzene	14.120	4093	0.113
85	Naphthalene	17.226	14883	0.129

	CONCENTRATIONS				QUANT		
RT	AREA	ON-COL(ppbv)	FINAL(ppbv)	QUAL	LIBRARY	LIB ENTRY	CPND #
Unknown				CAS #:			
3.000	36984686	1.52830819	2.57	0		0	3

Data File: \\192.168.10.12\chem\10airD.i\042514.b\11530.d
Report Date: 26-Apr-2014 16:13

		CONCENTRATIONS			QUANT		
RT	AREA	ON-COL(ppbv)	FINAL(ppbv)	QUAL	LIBRARY	LIB ENTRY	CPND #
Unknown				CAS #:			
3.292	3235307	0.13369173	0.225	0		0	3
Unknown				CAS #:			
3.475	740772	28.0004092	47.0	0		0	10
Hexane				CAS #:	110-54-3		
5.082	1388464	7.20911505	12.1	91	NIST05.L	1791	28
Hexane, 3-methyl-				CAS #:	589-34-4		
6.315	414412	2.51534016	4.22	91	NIST05.L	3891	43
Unknown				CAS #:			
6.558	463368	2.81248184	4.72	0		0	43
Cyclotrisiloxane, hexamethyl-				CAS #:	541-05-9		
9.126	15964514	43.9581539	73.8	91	NIST05.L	73123	60
Cyclotetrasiloxane, octamethyl-				CAS #:	556-67-2		
12.884	12532976	12.4023808	20.8	90	NIST05.L	122480	71
Unknown				CAS #:			
14.248	540001	14.8732334	25.0	0		0	81
Unknown				CAS #:			
15.950	2008980	17.4218254	29.3	0		0	85

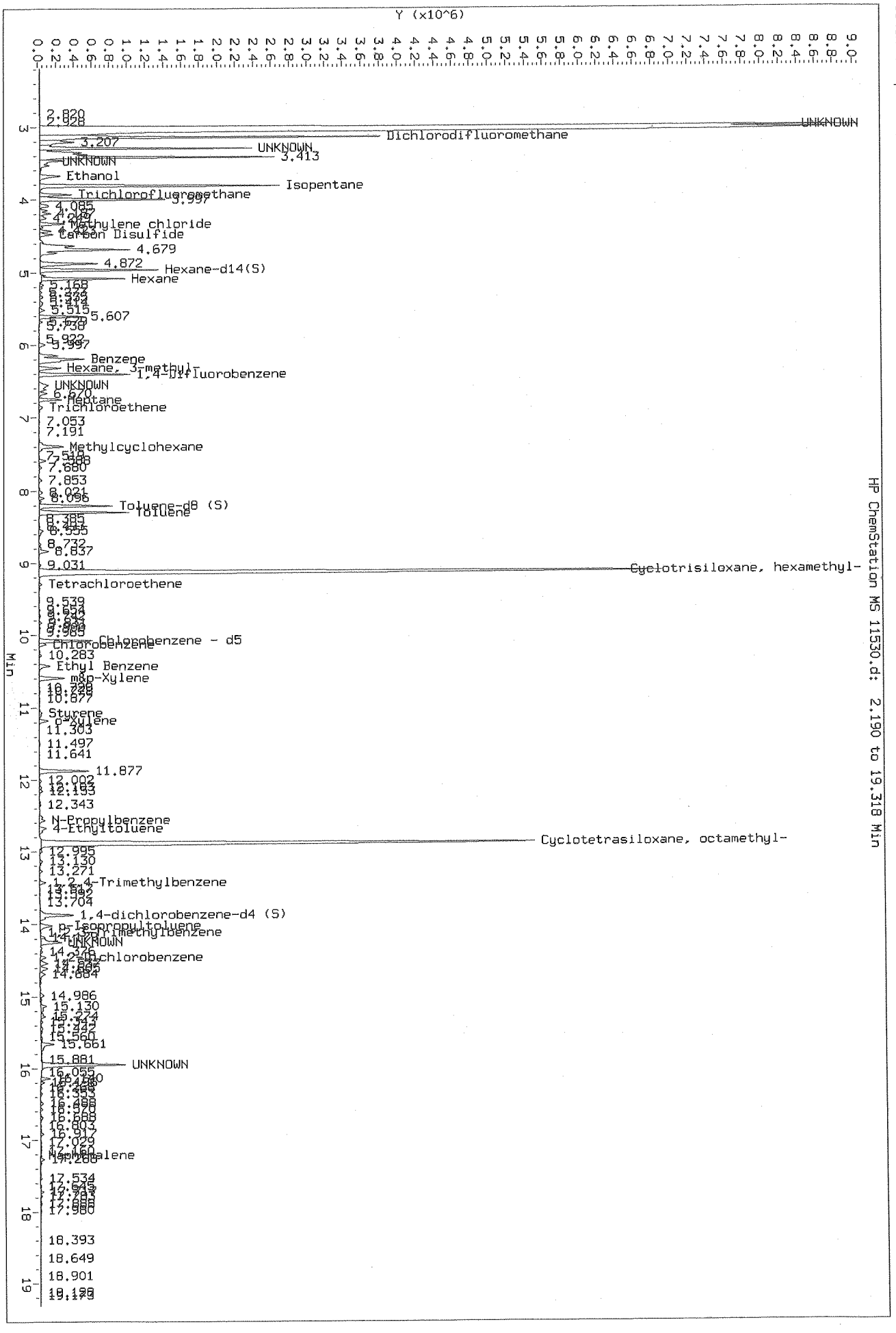
Y (x10^6)
Min
2.820
2.928
UNKNOWN
Dichlorodifluoromethane
3.207
UNKNOWN
3.413
UNKNOWN
Ethanol
Isopentane
Trichlorofluoromethane
3.997
4.085
4.267
Methylene chloride
Carbon Disulfide
4.679
4.872
Hexane-d14(S)
Hexane
5.168
5.515
5.607
5.730
5.922
6.997
Benzene
Hexane, 3-methyl
1,4-Difluorobenzene
UNKNOWN
6.670
Heptane
Trichloroethene
7.053
7.191
Methylcyclohexane
7.680
7.853
8.021
8.096
Toluene-d8 (S)
Toluene
8.732
8.837
9.031
Cyclotrisiloxane, hexamethyl-
Tetrachloroethene
Chlorobenzene - d5
Chlorobenzene
10.283
Ethyl Benzene
m&p-Xylene
10.729
10.877
Styrene
o-Xylene
11.303
11.497
11.641
11.877
12.002
12.343
N-Propylbenzene
4-Ethyltoluene
Cyclotetrasiloxane, octamethyl-
12.995
13.130
13.271
1,2,4-Trimethylbenzene
13.704
1,4-dichlorobenzene-d4 (S)
p-Isopropyltoluene
1,2,3-Trimethylbenzene
UNKNOWN
1,2-Dichlorobenzene
14.884
14.986
15.130
15.274
15.442
15.560
15.661
15.881
UNKNOWN
16.055
Naphthalene
17.534
17.980
18.393
18.649
18.901
19.129
HP ChemStation MS 11530.d: 2.190 to 19.318 Min
Data File: \\192.168.10.12\chem\10airD.i\042514.b\11530.d
Injection Date: 25-APR-2014 20:38
Instrument: 10airD.i
Client Sample ID:

Data File: \\192.168.10.12\chem\10airD.i\042514.b\11522.d
Report Date: 26-Apr-2014 16:10

Pace Analytical Services, Inc.

TENTATIVELY IDENTIFIED COMPOUNDS

Client Name:
Lab Smp Id: 10263164020
Operator : AH2
Sample Location:
Sample Matrix: AIR
Analysis Type: VOA
Inj Date: 25-APR-2014 16:52

Client SDG: 042514.b

Sample Date:
Sample Point:
Date Received:
Level: LOW

Number TICs found: 10

CONCENTRATION UNITS:
(ug/L or ug/KG) ppbv

	CAS NUMBER	COMPOUND NAME	RT	EST. CONC.	Q
1.		Unknown	3.000	444	J
2.		Unknown	3.289	12.6	J
3.		Unknown	4.679	2.73	J
4.	16747-25-4	Hexane, 2,2,3-trimethyl-	4.869	3.63	NJ
5.	556-67-2	Cyclotetrasiloxane, octamet	12.881	0.746	NJ
6.	872-05-9	1-Decene	13.094	0.786	NJ
7.		Unknown	14.245	17.8	J
8.	124-19-6	Nonanal	15.412	7.40	NJ
9.		Unknown	15.661	16.5	J
10.		Unknown	15.950	9.50	J

Data File: \\192.168.10.12\chem\10airD.i\042514.b\11522.d
Report Date: 26-Apr-2014 16:10

Pace Analytical Services, Inc.

TO15 Analysis (UNIX)

Data file : \\192.168.10.12\chem\10airD.i\042514.b\11522.d
Lab Smp Id: 10263164020
Inj Date : 25-APR-2014 16:52
Operator : AH2 Inst ID: 10airD.i
Smp Info :
Misc Info : 20067
Comment : Volatile Organic COMPOUNDS in Air
Method : \\192.168.10.12\chem\10airD.i\042514.b\TO15_114-14.m
Meth Date : 26-Apr-2014 12:43 ahamilton Quant Type: ISTD
Cal Date : 24-APR-2014 11:10 Cal File: 11407.d
Als bottle: 20
Dil Factor: 1.74000
Integrator: HP RTE Compound Sublist: all.sub
Target Version: 4.14

Concentration Formula: Amt * DF * Uf * CpndVariable

Name	Value	Description
DF	1.740	Dilution Factor
Uf	1.000	ng unit correction factor
Cpnd Variable		Local Compound Variable

	COMPOUND	RT	AREA	AMOUNT
2	Propylene	3.138	3805837	26.457
23	Carbon Disulfide	4.466	183740	0.325
$ 28	Hexane-d14(S)	4.954	2169262	10.465
71	4-Ethyltoluene	12.717	201023	0.158
74	1,2,4-Trimethylbenzene	13.425	351094	0.435
81	1,2,3-Trimethylbenzene	14.114	7487	0.102

	CONCENTRATIONS				QUANT		
RT	AREA	ON-COL(ppbv)	FINAL(ppbv)	QUAL	LIBRARY	LIB ENTRY	CPND #
Unknown				CAS #:			
3.000	36704728	255.159772	444	0		0	2
Unknown				CAS #:			
3.289	1043773	7.25598354	12.6	0		0	2
Unknown				CAS #:			
4.679	886751	1.56927489	2.73	0		0	23

Data File: \\192.168.10.12\chem\10airD.i\042514.b\11522.d
Report Date: 26-Apr-2014 16:10

		CONCENTRATIONS			QUANT		
RT	AREA	ON-COL(ppbv)	FINAL(ppbv)	QUAL	LIBRARY	LIB ENTRY	CPND #
Hexane, 2,2,3-trimethyl-				CAS #: 16747-25-4			
4.869	432112	2.08453480	3.63	83	NIST05.L	12328	28
Cyclotetrasiloxane, octamethyl-				CAS #: 556-67-2			
12.881	544000	0.42846359	0.746	78	NIST05.L	122479	71
1-Decene				CAS #: 872-05-9			
13.094	364653	0.45184226	0.786	83	NIST05.L	17320	74
Unknown				CAS #:			
14.245	754796	10.2408922	17.8	0		0	81
Nonanal				CAS #: 124-19-6			
15.412	313598	4.25482703	7.40	83	NIST05.L	19204	81
Unknown				CAS #:			
15.661	700493	9.50411555	16.5	0		0	81
Unknown				CAS #:			
15.950	402352	5.45901614	9.50	0		0	81

Data File: \\192.168.10.12\chem\10airD.i\042514.b\11522.d
Injection Date: 25-APR-2014 16:52
Instrument: 10airD.i
Client Sample ID:

HP ChemStation MS 11522.d: 2.190 to 19.318 Min

Data File: \\192.168.10.12\chem\10airD.i\042514.b\11529.d
Report Date: 26-Apr-2014 16:12

Pace Analytical Services, Inc.

TENTATIVELY IDENTIFIED COMPOUNDS

Client Name:
Lab Smp Id: 10263164021
Operator : AH2
Sample Location:
Sample Matrix: AIR
Analysis Type: VOA
Inj Date: 25-APR-2014 20:10

Client SDG: 042514.b

Sample Date:
Sample Point:
Date Received:
Level: LOW

Number TICs found: 10

CONCENTRATION UNITS:
(ug/L or ug/KG) ppbv

	CAS NUMBER	COMPOUND NAME	RT	EST. CONC.	Q
1.		Unknown	3.003	727	J
2.	463-49-0	Allene	3.207	17.6	NJ
3.		Unknown	3.292	44.7	J
4.		Unknown	3.476	27.8	J
5.	96-14-0	Pentane, 3-methyl-	4.873	6.46	NJ
6.	541-05-9	Cyclotrisiloxane, hexamethy	9.123	2.79	NJ
7.	611-14-3	Benzene, 1-ethyl-2-methyl-	13.133	6.73	NJ
8.		Unknown	14.248	4.54	J
9.		Unknown	15.658	3.69	J
10.		Unknown	15.953	0.820	J

Data File: \\192.168.10.12\chem\10airD.i\042514.b\11529.d
Report Date: 26-Apr-2014 16:12

Pace Analytical Services, Inc.

TO15 Analysis (UNIX)

Data file : \\192.168.10.12\chem\10airD.i\042514.b\11529.d
Lab Smp Id: 10263164021
Inj Date : 25-APR-2014 20:10
Operator : AH2 Inst ID: 10airD.i
Smp Info :
Misc Info : 20067
Comment : Volatile Organic COMPOUNDS in Air
Method : \\192.168.10.12\chem\10airD.i\042514.b\TO15_114-14.m
Meth Date : 26-Apr-2014 12:43 ahamilton Quant Type: ISTD
Cal Date : 24-APR-2014 11:10 Cal File: 11407.d
Als bottle: 27
Dil Factor: 1.74000
Integrator: HP RTE Compound Sublist: all.sub
Target Version: 4.14

Concentration Formula: Amt * DF * Uf * CpndVariable

Name	Value	Description
DF	1.740	Dilution Factor
Uf	1.000	ng unit correction factor
Cpnd Variable		Local Compound Variable

	COMPOUND	RT	AREA	AMOUNT
2	Propylene	3.138	4297617	50.833
10	Ethanol	3.676	523972	19.306
$ 28	Hexane-d14(S)	4.958	2020893	11.017
60	Tetrachloroethene	9.303	28065	0.101
74	1,2,4-Trimethylbenzene	13.432	1733711	8.268
81	1,2,3-Trimethylbenzene	14.120	611433	3.209
85	Naphthalene	17.226	136831	0.148

	CONCENTRATIONS				QUANT		
RT	AREA	ON-COL(ppbv)	FINAL(ppbv)	QUAL	LIBRARY	LIB ENTRY	CPND #
Unknown				CAS #:			
3.003	35321380	417.786699	727	0		0	2
Allene				CAS #: 463-49-0			
3.207	855389	10.1176749	17.6	90	NIST05.L	48	2

Data File: \\192.168.10.12\chem\10airD.i\042514.b\11529.d
Report Date: 26-Apr-2014 16:12

		CONCENTRATIONS			QUANT		
RT	AREA	ON-COL(ppbv)	FINAL(ppbv)	QUAL	LIBRARY	LIB ENTRY	CPND #
Unknown				CAS #:			
3.292	2172823	25.7004801	44.7	0		0	2
Unknown				CAS #:			
3.476	433682	15.9795189	27.8	0		0	10
Pentane, 3-methyl-				CAS #:	96-14-0		
4.873	680908	3.71200536	6.46	91	NIST05.L	1794	28
Cyclotrisiloxane, hexamethyl-				CAS #:	541-05-9		
9.123	446573	1.60493127	2.79	91	NIST05.L	73121	60
Benzene, 1-ethyl-2-methyl-				CAS #:	611-14-3		
13.133	811506	3.87006831	6.73	95	NIST05.L	9132	74(L)
Unknown				CAS #:			
14.248	497613	2.61165720	4.54	0		0	81
Unknown				CAS #:			
15.658	403653	2.11852007	3.69	0		0	81
Unknown				CAS #:			
15.953	434789	0.47153420	0.820	0		0	85

QC Flag Legend

L - Operator selected an alternate library search match.

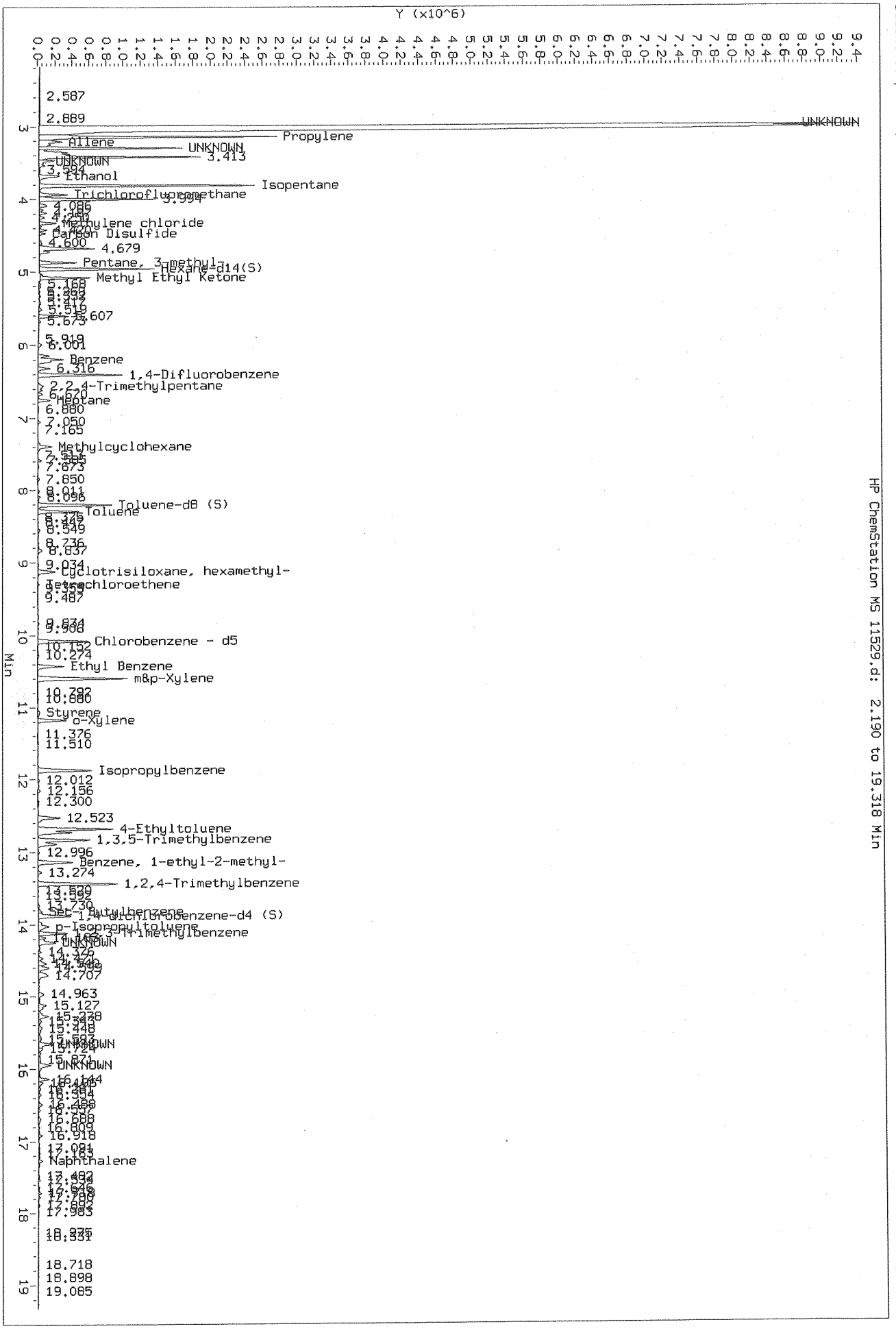
Y (x10^6)
Min
Data File: \\192.168.10.12\chem\10airD.i\042514.b\11529.d
Injection Date: 25-APR-2014 20:10
Instrument: 10airD.i
Client Sample ID:
HP ChemStation MS 11529.d: 2.190 to 19.318 Min
2.587
2.889
UNKNOWN
Propylene
Allene
UNKNOWN
3.413
UNKNOWN
3.594
Ethanol
Isopentane
Trichlorofluoromethane
3.994
4.086
4.240
Methylene chloride
4.420
Carbon Disulfide
4.600
4.679
Pentane, 3-methyl-
Hexane-d14(S)
Methyl Ethyl Ketone
5.168
5.607
5.673
5.919
6.001
Benzene
6.316
1,4-Difluorobenzene
2,2,4-Trimethylpentane
6.620
Heptane
6.880
7.050
7.165
Methylcyclohexane
7.673
7.850
8.011
8.096
Toluene-d8 (S)
Toluene
8.549
8.736
8.837
9.034
Cyclotrisiloxane, hexamethyl-
Tetrachloroethene
9.487
9.674
9.908
10.152
Chlorobenzene - d5
10.274
Ethyl Benzene
m&p-Xylene
10.792
10.880
Styrene
o-Xylene
11.376
11.510
Isopropylbenzene
12.012
12.156
12.300
12.523
4-Ethyltoluene
1,3,5-Trimethylbenzene
12.996
Benzene, 1-ethyl-2-methyl-
13.274
1,2,4-Trimethylbenzene
13.509
13.750
Sec-Butylbenzene
1,4-dichlorobenzene-d4 (S)
p-Isopropyltoluene
1,2,3-Trimethylbenzene
UNKNOWN
14.329
14.707
14.963
15.127
15.278
15.448
15.583
UNKNOWN
15.724
15.871
UNKNOWN
16.144
16.354
16.488
16.688
16.809
16.918
17.081
17.183
Naphthalene
17.482
17.646
17.788
17.983
18.275
18.331
18.718
18.898
19.085

Data File: \\192.168.10.12\chem\10airD.i\042514.b\11521.d
Report Date: 26-Apr-2014 16:10

Pace Analytical Services, Inc.

TENTATIVELY IDENTIFIED COMPOUNDS

Client Name:
Lab Smp Id: 10263164022
Operator : AH2
Sample Location:
Sample Matrix: AIR
Analysis Type: VOA
Inj Date: 25-APR-2014 16:24

Client SDG: 042514.b

Sample Date:
Sample Point:
Date Received:
Level: LOW

Number TICs found: 10

CONCENTRATION UNITS:
(ug/L or ug/KG) ppbv

	CAS NUMBER	COMPOUND NAME	RT	EST. CONC.	Q
1.	107-83-5	Pentane, 2-methyl-	4.676	1.33	NJ
2.	541-05-9	Cyclotrisiloxane, hexamethy	9.123	2.13	NJ
3.		Unknown	12.107	0.583	J
4.	556-67-2	Cyclotetrasiloxane, octamet	12.881	2.22	NJ
5.		Unknown	14.245	16.3	J
6.	13151-34-3	Decane, 3-methyl-	14.537	4.86	NJ
7.		Unknown	14.606	4.73	J
8.	292-64-8	Cyclooctane	15.127	5.32	NJ
9.		Unknown	15.655	0.840	J
10.		Unknown	15.947	0.867	J

Data File: \\192.168.10.12\chem\10airD.i\042514.b\11521.d
Report Date: 26-Apr-2014 16:10

Pace Analytical Services, Inc.

TO15 Analysis (UNIX)

Data file : \\192.168.10.12\chem\10airD.i\042514.b\11521.d
Lab Smp Id: 10263164022
Inj Date : 25-APR-2014 16:24
Operator : AH2 Inst ID: 10airD.i
Smp Info :
Misc Info : 20067
Comment : Volatile Organic COMPOUNDS in Air
Method : \\192.168.10.12\chem\10airD.i\042514.b\TO15_114-14.m
Meth Date : 26-Apr-2014 12:43 ahamilton Quant Type: ISTD
Cal Date : 24-APR-2014 11:10 Cal File: 11407.d
Als bottle: 19
Dil Factor: 1.68000
Integrator: HP RTE Compound Sublist: all.sub
Target Version: 4.14

Concentration Formula: Amt * DF * Uf * CpndVariable

Name	Value	Description
DF	1.680	Dilution Factor
Uf	1.000	ng unit correction factor
Cpnd Variable		Local Compound Variable

	COMPOUND	RT	AREA	AMOUNT
26	Vinyl Acetate	4.896	137431	0.342
60	Tetrachloroethene	9.296	42245	0.107
70	N-Propylbenzene	12.523	145525	0.210
71	4-Ethyltoluene	12.727	153099	0.180
$ 77	1,4-dichlorobenzene-d4	13.878	769167	10.114
85	Naphthalene	17.223	161079	0.146

	CONCENTRATIONS				QUANT		
RT	AREA	ON-COL(ppbv)	FINAL(ppbv)	QUAL	LIBRARY	LIB ENTRY	CPND #
Pentane, 2-methyl-				CAS #: 107-83-5			
4.676	317883	0.79166329	1.33	87	NIST05.L	1793	26
Cyclotrisiloxane, hexamethyl-				CAS #: 541-05-9			
9.123	502251	1.26854132	2.13	91	NIST05.L	73123	60
Unknown				CAS #:			
12.107	240361	0.34679390	0.583	0		0	70

Data File: \\192.168.10.12\chem\10airD.i\042514.b\11521.d
Injection Date: 25-APR-2014 16:24
Instrument: 10airD.i
Client Sample ID:
HP ChemStation MS 11521.d: 2.190 to 19.318 Min
Y (x10^6)
Min
Propylene
3.351
Ethanol
Isopentane
Trichlorofluoromethane
Tert Butyl Alcohol
Methylene chloride
Carbon Disulfide
Pentane, 2-methyl-
Vinyl Acetate
Hexane-d14(S)
Methyl Ethyl Ketone
Benzene
1,4-Difluorobenzene
2,2,4-Trimethylpentane
Heptane
Methylcyclohexane
Toluene-d8 (S)
Toluene
Methyl Butyl Ketone
Cyclotrisiloxane, hexamethyl-
Tetrachloroethene
Chlorobenzene - d5
Ethyl Benzene
m&p-Xylene
o-Xylene
Styrene
11.874
UNKNOWN
N-Propylbenzene
4-Ethyltoluene
Cyclotetrasiloxane, octamethyl-
Trimethylbenzene
1,4-dichlorobenzene-d4 (S)
UNKNOWN
Decane, 3-methyl-
UNKNOWN
Cyclooctane
UNKNOWN
UNKNOWN
Naphthalene

Data File: \\192.168.10.12\chem\10airD.i\042514.b\11521.d
Report Date: 26-Apr-2014 16:10

RT	AREA	CONCENTRATIONS ON-COL(ppbv)	CONCENTRATIONS FINAL(ppbv)	QUAL	QUANT LIBRARY	QUANT LIB ENTRY	CPND #
Cyclotetrasiloxane, octamethyl-				CAS #: 556-67-2			
12.881	1126360	1.32315541	2.22	91	NIST05.L	122480	71
Unknown				CAS #:			
14.245	739138	9.71933919	16.3	0		0	77
Decane, 3-methyl-				CAS #: 13151-34-3			
14.537	220216	2.89573980	4.86	78	NIST05.L	27251	77
Unknown				CAS #:			
14.606	214134	2.81576737	4.73	0		0	77
Cyclooctane				CAS #: 292-64-8			
15.127	240935	3.16818482	5.32	76	NIST05.L	6448	77
Unknown				CAS #:			
15.655	552400	0.50032094	0.840	0		0	85
Unknown				CAS #:			
15.947	569753	0.51603758	0.867	0		0	85

Data File: \\192.168.10.12\chem\10airD.i\042514.b\11525.d
Report Date: 26-Apr-2014 16:11

Pace Analytical Services, Inc.

TENTATIVELY IDENTIFIED COMPOUNDS

Client Name:
Lab Smp Id: 10263164023
Operator : AH2
Sample Location:
Sample Matrix: AIR
Analysis Type: VOA
Inj Date: 25-APR-2014 18:17

Client SDG: 042514.b

Sample Date:
Sample Point:
Date Received:
Level: LOW

Number TICs found: 10

CONCENTRATION UNITS:
(ug/L or ug/KG) ppbv

	CAS NUMBER	COMPOUND NAME	RT	EST. CONC.	Q
1.		Unknown	4.801	4.25	J
2.		Unknown	5.227	4.43	J
3.	4170-30-3	2-Butenal	5.863	4.31	NJ
4.	541-05-9	Cyclotrisiloxane, hexamethy	9.119	0.0440	NJ
5.		Unknown	9.542	0.0131	J
6.	1192-58-1	1H-Pyrrole-2-carboxaldehyde	11.822	2.70	NJ
7.		Unknown	14.006	8.40	J
8.		Unknown	14.242	17.8	J
9.		Unknown	15.658	1.13	J
10.		Unknown	15.950	0.821	J

Data File: \\192.168.10.12\chem\10airD.i\042514.b\11525.d
Report Date: 26-Apr-2014 16:11

Pace Analytical Services, Inc.

TO15 Analysis (UNIX)

Data file : \\192.168.10.12\chem\10airD.i\042514.b\11525.d
Lab Smp Id: 10263164023
Inj Date : 25-APR-2014 18:17
Operator : AH2 Inst ID: 10airD.i
Smp Info :
Misc Info : 20067
Comment : Volatile Organic COMPOUNDS in Air
Method : \\192.168.10.12\chem\10airD.i\042514.b\TO15_114-14.m
Meth Date : 26-Apr-2014 12:43 ahamilton Quant Type: ISTD
Cal Date : 24-APR-2014 11:10 Cal File: 11407.d
Als bottle: 23
Dil Factor: 1.68000
Integrator: HP RTE Compound Sublist: all.sub
Target Version: 4.14

Concentration Formula: Amt * DF * Uf * CpndVariable

Name	Value	Description
DF	1.680	Dilution Factor
Uf	1.000	ng unit correction factor
Cpnd Variable		Local Compound Variable

	COMPOUND	RT	AREA	AMOUNT
$ 28	Hexane-d14(S)	4.958	1920848	10.285
34	Chloroform	5.404	60504	0.143
39	Benzene	6.198	355359	1.591
60	Tetrachloroethene	9.287	8396022	0.103
67	o-Xylene	11.182	187234	0.649
$ 77	1,4-dichlorobenzene-d4	13.878	890583	9.363
85	Naphthalene	17.223	228995	0.178

	CONCENTRATIONS			QUANT		
RT	AREA	ON-COL(ppbv)	FINAL(ppbv)	QUAL	LIBRARY	LIB ENTRY	CPND #
Unknown			CAS #:				
4.801	472857	2.53175738	4.25	0		0	28
Unknown			CAS #:				
5.227	1112377	2.63679868	4.43	0		0	34

Data File: \\192.168.10.12\chem\10airD.i\042514.b\11525.d
Report Date: 26-Apr-2014 16:11

RT	AREA	CONCENTRATIONS ON-COL(ppbv)	CONCENTRATIONS FINAL(ppbv)	QUAL	QUANT LIBRARY	QUANT LIB ENTRY	CPND #
2-Butenal				CAS #: 4170-30-3			
5.863	572851	2.56478320	4.31	94	NIST05.L	494	39
Cyclotrisiloxane, hexamethyl-				CAS #: 541-05-9			
9.119	2130605	0.02619466	0.0440	91	NIST05.L	73123	60
Unknown				CAS #:			
9.542	635086	0.00780804	0.0131	0		0	60
1H-Pyrrole-2-carboxaldehyde, 1-methyl-				CAS #: 1192-58-1			
11.822	463657	1.60831079	2.70	87	NIST05.L	5449	67
Unknown				CAS #:			
14.006	475514	4.99925899	8.40	0		0	77
Unknown				CAS #:			
14.242	1007582	10.5930784	17.8	0		0	77
Unknown				CAS #:			
15.658	863289	0.67261887	1.13	0		0	85
Unknown				CAS #:			
15.950	627256	0.48871777	0.821	0		0	85

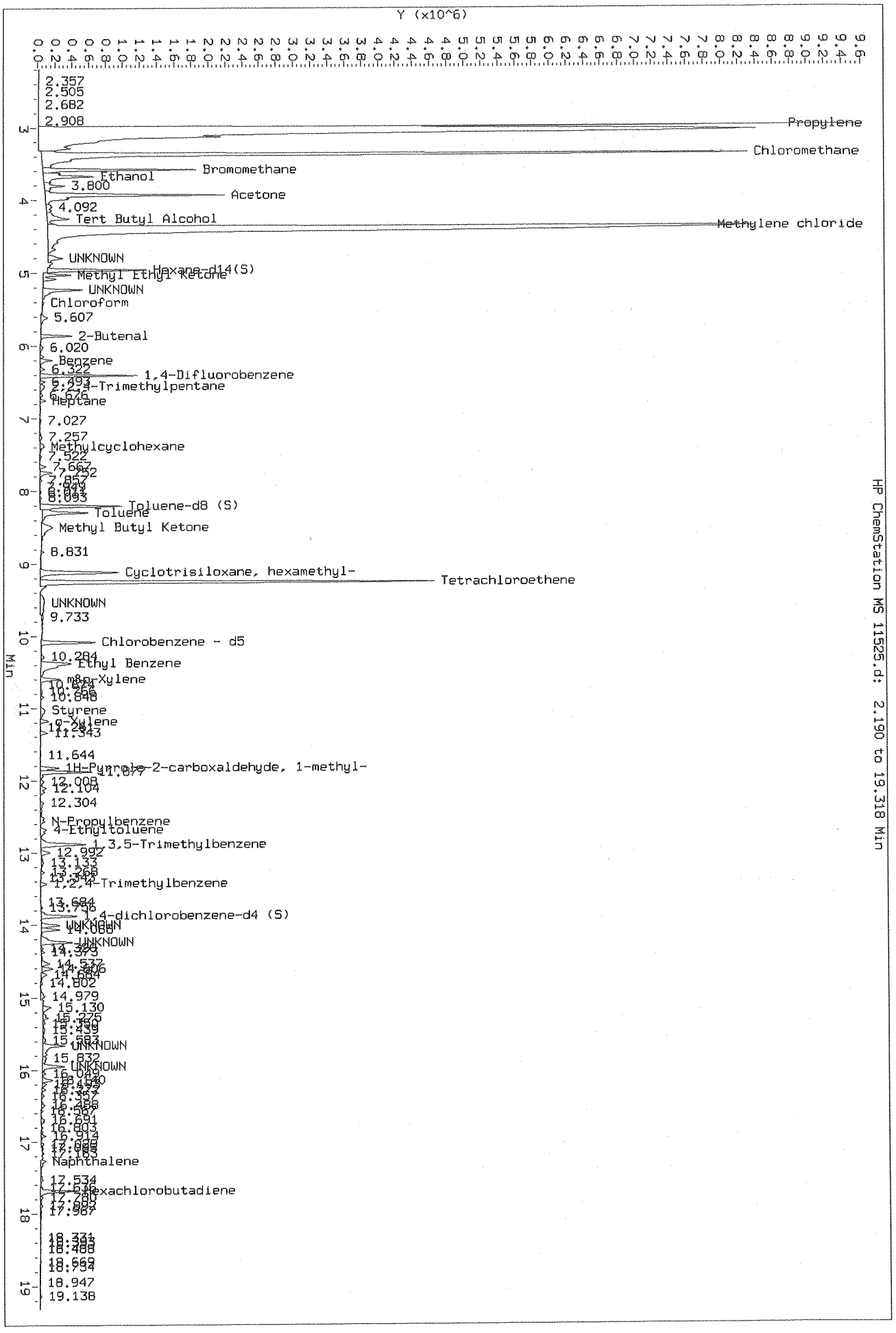
Y (x10^6)
Min
2.357
2.505
2.682
2.908
Propylene
Chloromethane
Bromomethane
Ethanol
3.800
Acetone
4.092
Tert Butyl Alcohol
Methylene chloride
UNKNOWN
Hexane-d14(S)
Methyl Ethyl Ketone
UNKNOWN
Chloroform
5.607
2-Butenal
6.020
Benzene
6.322
1,4-Difluorobenzene
2,2,4-Trimethylpentane
6.676
Heptane
7.027
7.257
Methylcyclohexane
7.522
7.752
8.093
Toluene-d8 (S)
Toluene
Methyl Butyl Ketone
8.831
Cyclotrisiloxane, hexamethyl-
Tetrachloroethene
UNKNOWN
9.733
Chlorobenzene - d5
10.284
Ethyl Benzene
m&p-Xylene
10.848
Styrene
o-Xylene
11.343
11.644
1H-Pyrrole-2-carboxaldehyde, 1-methyl-
12.008
12.104
12.304
N-Propylbenzene
4-Ethyltoluene
1,3,5-Trimethylbenzene
12.992
13.133
1,2,4-Trimethylbenzene
13.684
1,4-dichlorobenzene-d4 (S)
UNKNOWN
14.060
UNKNOWN
14.393
14.537
14.802
14.979
15.130
15.439
15.583
UNKNOWN
15.832
UNKNOWN
Naphthalene
17.534
Hexachlorobutadiene
17.987
18.669
18.947
19.138
Data File: \\192.168.10.12\chem\10airD.i\042514.b\11525.d
Injection Date: 25-APR-2014 18:17
Instrument: 10airD.i
Client Sample ID:
HP ChemStation MS 11525.d: 2.190 to 19.318 Min

Data File: \\192.168.10.12\chem\10airD.i\042514.b\11524.d
Report Date: 26-Apr-2014 16:11

Pace Analytical Services, Inc.

TENTATIVELY IDENTIFIED COMPOUNDS

Client Name:
Lab Smp Id: 10263164024
Operator : AH2
Sample Location:
Sample Matrix: AIR
Analysis Type: VOA
Inj Date: 25-APR-2014 17:48

Client SDG: 042514.b

Sample Date:
Sample Point:
Date Received:
Level: LOW

Number TICs found: 10

CONCENTRATION UNITS:
(ug/L or ug/KG) ppbv

	CAS NUMBER	COMPOUND NAME	RT	EST. CONC.	Q
1.		Unknown	2.987	622	J
2.	463-49-0	Allene	3.197	32.7	NJ
3.		Unknown	3.289	55.4	J
4.	107-83-5	Pentane, 2-methyl-	4.679	7.15	NJ
5.	96-14-0	Pentane, 3-methyl-	4.869	8.42	NJ
6.	589-34-4	Hexane, 3-methyl-	6.316	2.73	NJ
7.		Unknown	12.884	1.57	J
8.		Unknown	14.245	9.23	J
9.	74630-65-2	5-Undecene, 9-methyl-, (Z)-	15.662	7.95	NJ
10.	1000071-88-	3-Hydroxymandelic acid, eth	15.953	1.25	NJ

Data File: \\192.168.10.12\chem\10airD.i\042514.b\11524.d
Report Date: 26-Apr-2014 16:11

Pace Analytical Services, Inc.

TO15 Analysis (UNIX)

Data file : \\192.168.10.12\chem\10airD.i\042514.b\11524.d
Lab Smp Id: 10263164024
Inj Date : 25-APR-2014 17:48
Operator : AH2 Inst ID: 10airD.i
Smp Info :
Misc Info : 20067
Comment : Volatile Organic COMPOUNDS in Air
Method : \\192.168.10.12\chem\10airD.i\042514.b\TO15_114-14.m
Meth Date : 26-Apr-2014 12:43 ahamilton Quant Type: ISTD
Cal Date : 24-APR-2014 11:10 Cal File: 11407.d
Als bottle: 22
Dil Factor: 1.74000
Integrator: HP RTE Compound Sublist: all.sub
Target Version: 4.14

Concentration Formula: Amt * DF * Uf * CpndVariable

Name	Value	Description
DF	1.740	Dilution Factor
Uf	1.000	ng unit correction factor
Cpnd Variable		Local Compound Variable

	COMPOUND	RT	AREA	AMOUNT
2	Propylene	3.128	8156324	71.296
23	Carbon Disulfide	4.469	527944	1.227
$ 28	Hexane-d14(S)	4.958	2082010	10.749
* 43	1,4-Difluorobenzene	6.404	1597736	10.000
70	N-Propylbenzene	12.530	149365	0.202
81	1,2,3-Trimethylbenzene	14.117	10891	0.105
85	Naphthalene	17.219	95428	0.138

		CONCENTRATIONS			QUANT		
RT	AREA	ON-COL(ppbv)	FINAL(ppbv)	QUAL	LIBRARY	LIB ENTRY	CPND #
Unknown				CAS #:			
2.987	40877301	357.318269	622	0		0	2
Allene				CAS #: 463-49-0			
3.197	2148123	18.7772548	32.7	90	NIST05.L	48	2

Data File: \\192.168.10.12\chem\10airD.i\042514.b\11524.d
Report Date: 26-Apr-2014 16:11

RT	AREA	CONCENTRATIONS ON-COL(ppbv)	CONCENTRATIONS FINAL(ppbv)	QUAL	QUANT LIBRARY	QUANT LIB ENTRY	CPND #
Unknown				CAS #:			
3.289	3639456	31.8133592	55.4	0		0	2
Pentane, 2-methyl-				CAS #:	107-83-5		
4.679	1767554	4.10932379	7.15	91	NIST05.L	1795	23
Pentane, 3-methyl-				CAS #:	96-14-0		
4.869	937691	4.84099081	8.42	91	NIST05.L	1794	28
Hexane, 3-methyl-				CAS #:	589-34-4		
6.316	251114	1.57168615	2.73	83	NIST05.L	3888	43
Unknown				CAS #:			
12.884	666059	0.90155688	1.57	0		0	70
Unknown				CAS #:			
14.245	549462	5.30395918	9.23	0		0	81
5-Undecene, 9-methyl-, (Z)-				CAS #:	74630-65-2		
15.662	473311	4.56886830	7.95	70	NIST05.L	35048	81
3-Hydroxymandelic acid, ethyl ester, di-				CAS #:	1000071-88-9		
15.953	497598	0.71827134	1.25	72	NIST05.L	147513	85

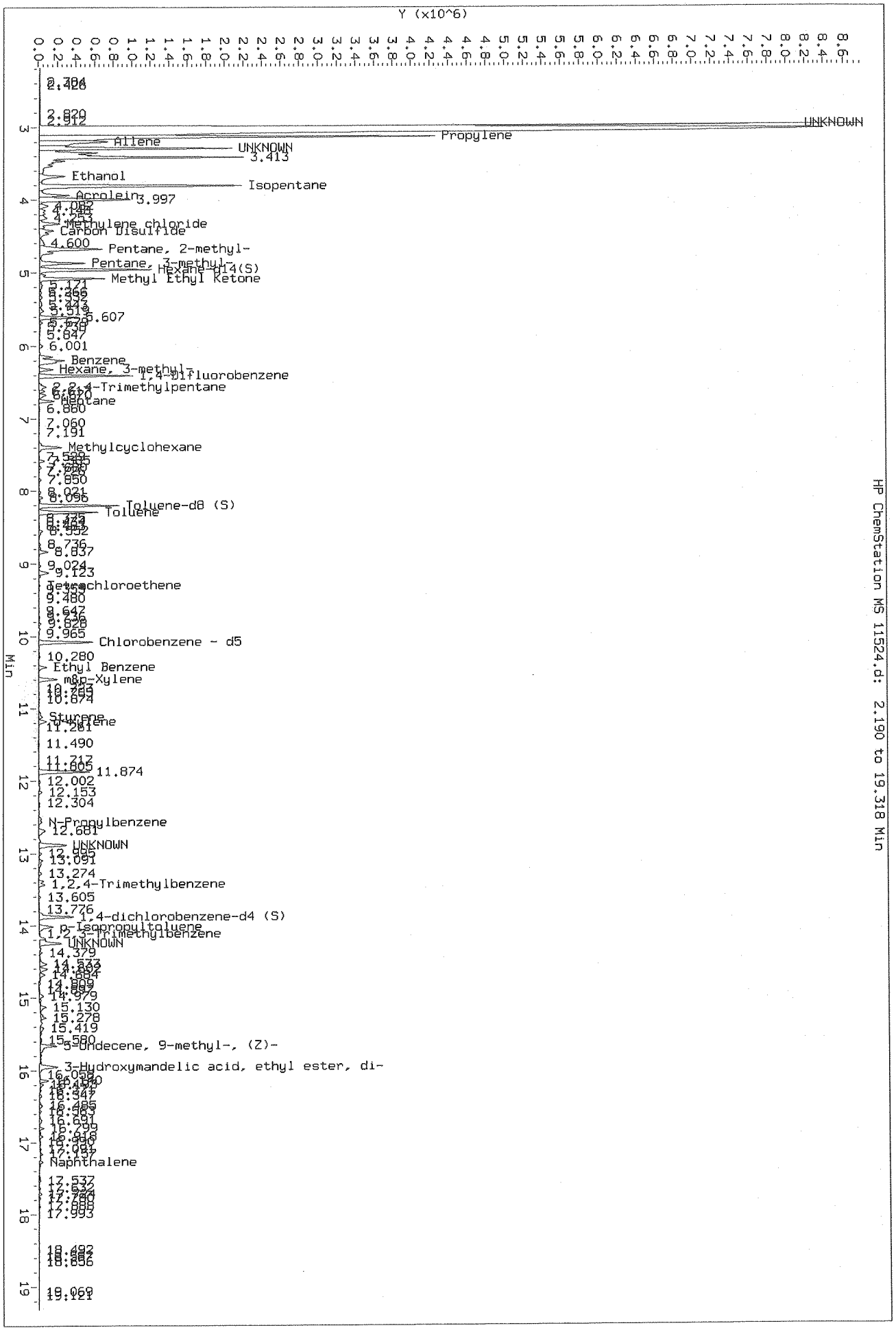

Data File: \\192.168.10.12\chem\10airD.i\042514.b\11524.d
Injection Date: 25-APR-2014 17:48
Instrument: 10airD.i
Client Sample ID:

HP ChemStation MS 11524.d: 2.190 to 19.318 Min

Data File: \\192.168.10.12\chem\10airD.i\042514.b\11526.d
Report Date: 26-Apr-2014 16:11

Pace Analytical Services, Inc.

TENTATIVELY IDENTIFIED COMPOUNDS

Client Name:
Lab Smp Id: 10263164025
Operator : AH2
Sample Location:
Sample Matrix: AIR
Analysis Type: VOA
Inj Date: 25-APR-2014 18:45

Client SDG: 042514.b

Sample Date:
Sample Point:
Date Received:
Level: LOW

Number TICs found: 10

CONCENTRATION UNITS:
(ug/L or ug/KG) ppbv

	CAS NUMBER	COMPOUND NAME	RT	EST. CONC.	Q
1.		Unknown	3.046	444	J
2.	463-49-0	Allene	3.197	28.6	NJ
3.		Unknown	3.289	1.10	J
4.	107-83-5	Pentane, 2-methyl-	4.682	5.57	NJ
5.	96-14-0	Pentane, 3-methyl-	4.876	7.38	NJ
6.	541-05-9	Cyclotrisiloxane, hexamethy	9.122	3.86	NJ
7.	556-67-2	Cyclotetrasiloxane, octamet	12.881	2.14	NJ
8.		Unknown	14.245	13.7	J
9.		Unknown	15.658	14.2	J
10.		Unknown	15.950	14.9	J

Data File: \\192.168.10.12\chem\10airD.i\042514.b\11526.d
Report Date: 26-Apr-2014 16:11

Pace Analytical Services, Inc.

TO15 Analysis (UNIX)

Data file : \\192.168.10.12\chem\10airD.i\042514.b\11526.d
Lab Smp Id: 10263164025
Inj Date : 25-APR-2014 18:45
Operator : AH2 Inst ID: 10airD.i
Smp Info :
Misc Info : 20067
Comment : Volatile Organic COMPOUNDS in Air
Method : \\192.168.10.12\chem\10airD.i\042514.b\TO15_114-14.m
Meth Date : 26-Apr-2014 12:43 ahamilton Quant Type: ISTD
Cal Date : 24-APR-2014 11:10 Cal File: 11407.d
Als bottle: 24
Dil Factor: 1.68000
Integrator: HP RTE Compound Sublist: all.sub
Target Version: 4.14

Concentration Formula: Amt * DF * Uf * CpndVariable

Name	Value	Description
DF	1.680	Dilution Factor
Uf	1.000	ng unit correction factor
Cpnd Variable		Local Compound Variable

	COMPOUND	RT	AREA	AMOUNT
2	Propylene	3.128	8980434	55.568
5	Chloromethane	3.289	4570606	0.805
23	Carbon Disulfide	4.463	457017	0.791
$ 28	Hexane-d14(S)	4.961	2291281	10.546
60	Tetrachloroethene	9.296	94307	0.114
71	4-Ethyltoluene	12.723	238367	0.233
80	p-Isopropyltoluene	14.064	13608	0.233

		CONCENTRATIONS			QUANT		
RT	AREA	ON-COL(ppbv)	FINAL(ppbv)	QUAL	LIBRARY	LIB ENTRY	CPND #
Unknown				CAS #:			
3.046	42719423	264.332347	444	0		0	2
Allene				CAS #: 463-49-0			
3.197	2747713	17.0018552	28.6	86	NIST05.L	48	2

Data File: \\192.168.10.12\chem\10airD.i\042514.b\11526.d
Report Date: 26-Apr-2014 16:11

		CONCENTRATIONS			QUANT		
RT	AREA	ON-COL(ppbv)	FINAL(ppbv)	QUAL	LIBRARY	LIB ENTRY	CPND #
Unknown				CAS #:			
3.289	3701791	0.65192663	1.10	0		0	5
Pentane, 2-methyl-				CAS #:	107-83-5		
4.682	1915204	3.31616769	5.57	91	NIST05.L	1795	23
Pentane, 3-methyl-				CAS #:	96-14-0		
4.876	955168	4.39641871	7.38	91	NIST05.L	1794	28
Cyclotrisiloxane, hexamethyl-				CAS #:	541-05-9		
9.122	1908758	2.30054510	3.86	91	NIST05.L	73123	60
Cyclotetrasiloxane, octamethyl-				CAS #:	556-67-2		
12.881	1300952	1.27437083	2.14	86	NIST05.L	122479	71
Unknown				CAS #:			
14.245	476188	8.14798938	13.7	0		0	80
Unknown				CAS #:			
15.658	495350	8.47586819	14.2	0		0	80
Unknown				CAS #:			
15.950	517228	8.85021865	14.9	0		0	80

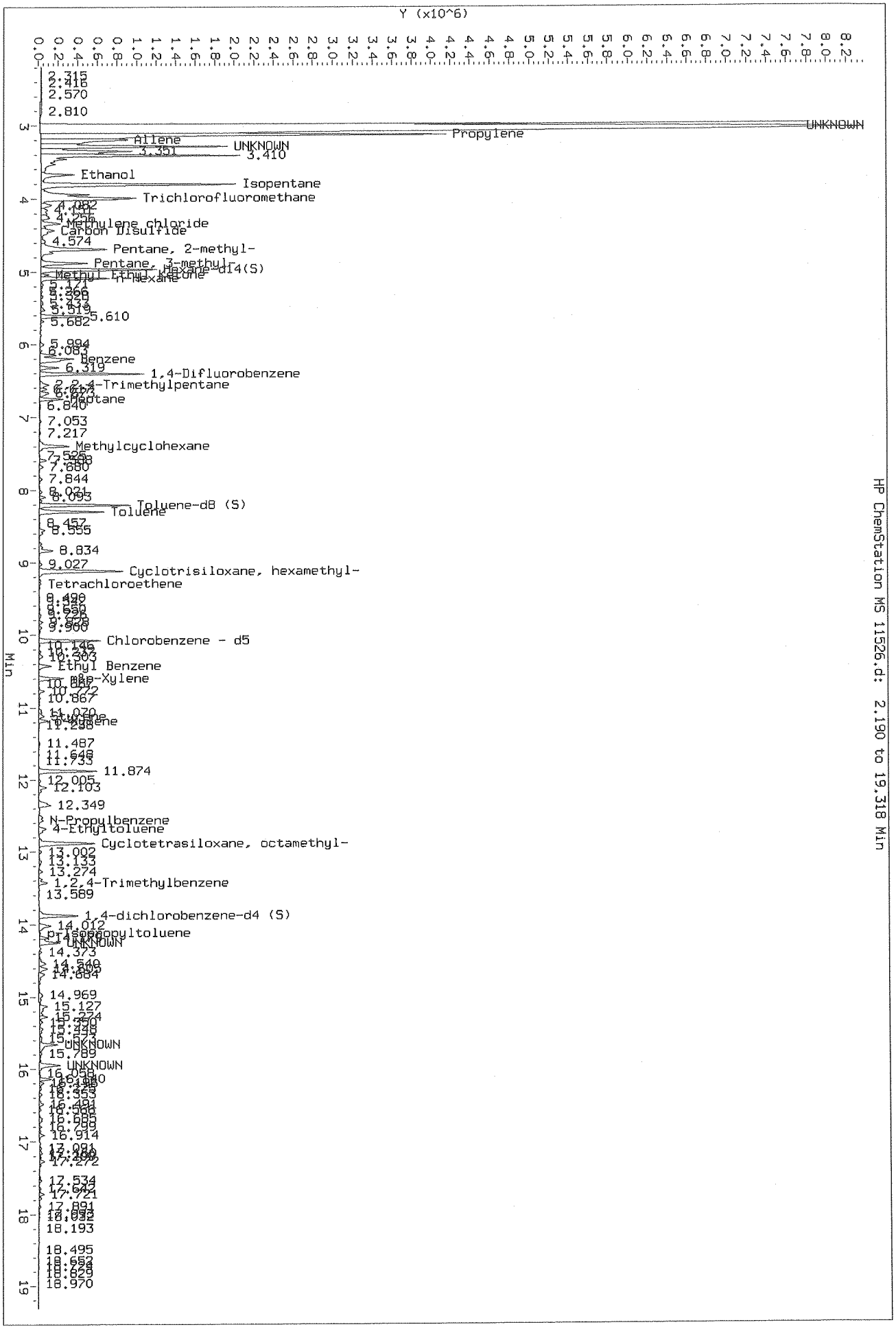

Data File: \\192.168.10.12\chem\10airD.i\042514.b\11526.d
Injection Date: 25-APR-2014 18:45
Instrument: 10airD.i
Client Sample ID:

HP ChemStation MS 11526.d: 2.190 to 19.318 Min

Data File: \\192.168.10.12\chem\10airD.i\042514.b\11517.d
Report Date: 26-Apr-2014 16:09

Pace Analytical Services, Inc.

TENTATIVELY IDENTIFIED COMPOUNDS

Client Name:
Lab Smp Id: 10263164026
Operator : AH2
Sample Location:
Sample Matrix: AIR
Analysis Type: VOA
Inj Date: 25-APR-2014 14:28

Client SDG: 042514.b

Sample Date:
Sample Point:
Date Received:
Level: LOW

Number TICs found: 10

CONCENTRATION UNITS:
(ug/L or ug/KG) ppbv

	CAS NUMBER	COMPOUND NAME	RT	EST. CONC.	Q
1.		Unknown	3.000	727	J
2.		Unknown	3.289	25.3	J
3.	107-83-5	Pentane, 2-methyl-	4.679	3.22	NJ
4.		Unknown	9.123	2.90	J
5.	556-67-2	Cyclotetrasiloxane, octamet	12.881	1.55	NJ
6.		Unknown	14.015	12.3	J
7.		Unknown	14.245	21.0	J
8.		Unknown	14.533	8.26	J
9.		Unknown	15.658	0.904	J
10.		Unknown	15.947	0.557	J

Data File: \\192.168.10.12\chem\10airD.i\042514.b\11517.d
Report Date: 26-Apr-2014 16:09

Pace Analytical Services, Inc.

TO15 Analysis (UNIX)

Data file : \\192.168.10.12\chem\10airD.i\042514.b\11517.d
Lab Smp Id: 10263164026
Inj Date : 25-APR-2014 14:28
Operator : AH2 Inst ID: 10airD.i
Smp Info :
Misc Info : 20067
Comment : Volatile Organic COMPOUNDS in Air
Method : \\192.168.10.12\chem\10airD.i\042514.b\TO15_114-14.m
Meth Date : 26-Apr-2014 12:43 ahamilton Quant Type: ISTD
Cal Date : 24-APR-2014 11:10 Cal File: 11407.d
Als bottle: 15
Dil Factor: 1.68000
Integrator: HP RTE Compound Sublist: all.sub
Target Version: 4.14

Concentration Formula: Amt * DF * Uf * CpndVariable

Name	Value	Description
DF	1.680	Dilution Factor
Uf	1.000	ng unit correction factor
Cpnd Variable		Local Compound Variable

COMPOUND	RT	AREA	AMOUNT
2 Propylene	3.134	3541846	42.709
23 Carbon Disulfide	4.469	230682	0.625
60 Tetrachloroethene	9.293	35003	0.121
70 N-Propylbenzene	12.523	122207	0.171
85 Naphthalene	17.219	173838	0.143

		CONCENTRATIONS			QUANT		
RT	AREA	ON-COL(ppbv)	FINAL(ppbv)	QUAL	LIBRARY	LIB ENTRY	CPND #
Unknown				CAS #:			
3.000	35897039	432.865388	727	0		0	2
Unknown				CAS #:			
3.289	1250584	15.0802029	25.3	0		0	2
Pentane, 2-methyl-				CAS #: 107-83-5			
4.679	707657	1.91678196	3.22	90	NIST05.L	1795	23

Data File: \\192.168.10.12\chem\10airD.i\042514.b\11517.d
Report Date: 26-Apr-2014 16:09

RT	AREA	CONCENTRATIONS ON-COL(ppbv)	CONCENTRATIONS FINAL(ppbv)	QUAL	QUANT LIBRARY	QUANT LIB ENTRY	QUANT CPND #
Unknown				CAS #:			
9.123	499608	1.72392784	2.90	0		0	60
Cyclotetrasiloxane, octamethyl-				CAS #: 556-67-2			
12.881	661623	0.92333849	1.55	91	NIST05.L	122481	70
Unknown				CAS #:			
14.015	341831	7.29828503	12.3	0		0	81
Unknown				CAS #:			
14.245	585927	12.5098846	21.0	0		0	81
Unknown				CAS #:			
14.533	230339	4.91787155	8.26	0		0	81
Unknown				CAS #:			
15.658	651830	0.53787967	0.904	0		0	85
Unknown				CAS #:			
15.947	401531	0.33133711	0.557	0		0	85

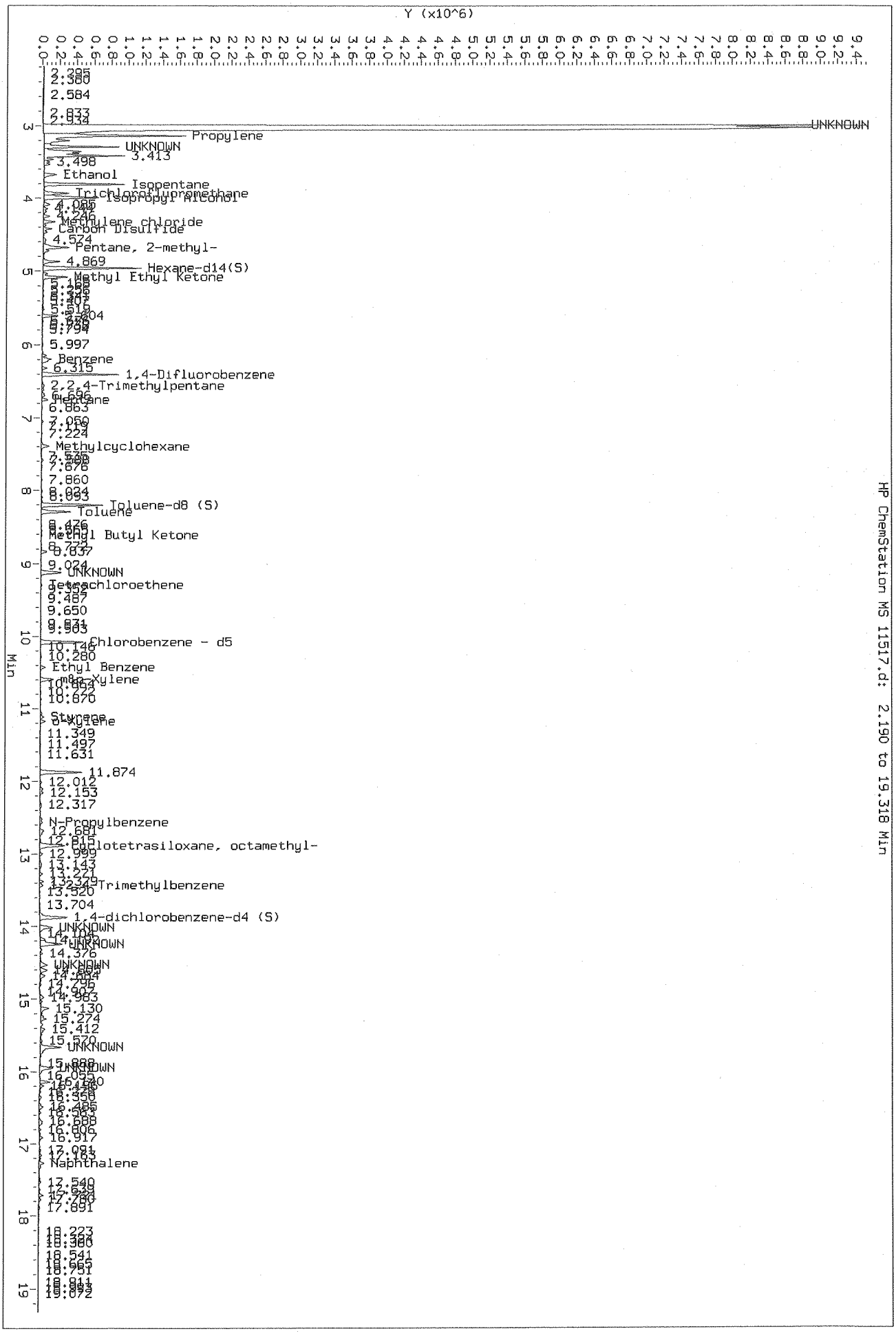

Data File: \\192.168.10.12\chem\10airD.i\042514.b\11517.d
Injection Date: 25-APR-2014 14:28
Instrument: 10airD.i
Client Sample ID:

HP ChemStation MS 11517.d: 2.190 to 19.318 Min

Data File: \\192.168.10.12\chem\10airD.i\042514.b\11523.d
Report Date: 26-Apr-2014 16:10

Pace Analytical Services, Inc.

TENTATIVELY IDENTIFIED COMPOUNDS

Client Name:
Lab Smp Id: 10263164027
Operator : AH2
Sample Location:
Sample Matrix: AIR
Analysis Type: VOA
Inj Date: 25-APR-2014 17:20

Client SDG: 042514.b

Sample Date:
Sample Point:
Date Received:
Level: LOW

Number TICs found: 10

CONCENTRATION UNITS:
(ug/L or ug/KG) ppbv

	CAS NUMBER	COMPOUND NAME	RT	EST. CONC.	Q
1.		Unknown	3.043	222	J
2.		Unknown	3.282	10.8	J
3.		Unknown	3.351	9.82	J
4.		Unknown	3.456	36.2	J
5.	78-78-4	Butane, 2-methyl-	3.800	94.0	NJ
6.	107-83-5	Pentane, 2-methyl-	4.682	5.19	NJ
7.	541-05-9	Cyclotrisiloxane, hexamethy	9.123	2.49	NJ
8.	556-67-2	Cyclotetrasiloxane, octamet	12.881	5.09	NJ
9.		Unknown	15.658	0.786	J
10.		Unknown	15.950	0.546	J

Data File: \\192.168.10.12\chem\10airD.i\042514.b\11523.d
Report Date: 26-Apr-2014 16:10

Pace Analytical Services, Inc.

TO15 Analysis (UNIX)

Data file : \\192.168.10.12\chem\10airD.i\042514.b\11523.d
Lab Smp Id: 10263164027
Inj Date : 25-APR-2014 17:20
Operator : AH2 Inst ID: 10airD.i
Smp Info :
Misc Info : 20067
Comment : Volatile Organic COMPOUNDS in Air
Method : \\192.168.10.12\chem\10airD.i\042514.b\TO15_114-14.m
Meth Date : 26-Apr-2014 12:43 ahamilton Quant Type: ISTD
Cal Date : 24-APR-2014 11:10 Cal File: 11407.d
Als bottle: 21
Dil Factor: 1.68000
Integrator: HP RTE Compound Sublist: all.sub
Target Version: 4.14

Concentration Formula: Amt * DF * Uf * CpndVariable

Name	Value	Description
DF	1.680	Dilution Factor
Uf	1.000	ng unit correction factor
Cpnd Variable		Local Compound Variable

	COMPOUND	RT	AREA	AMOUNT
2	Propylene	3.128	8068483	25.756
10	Ethanol	3.669	379892	15.690
23	Carbon Disulfide	4.463	116202	0.501
60	Tetrachloroethene	9.293	56269	0.131
72	1,3,5-Trimethylbenzene	12.825	33456	0.136
85	Naphthalene	17.226	215452	0.135

		CONCENTRATIONS			QUANT		
RT	AREA	ON-COL(ppbv)	FINAL(ppbv)	QUAL	LIBRARY	LIB ENTRY	CPND #
Unknown				CAS #:			
3.043	41311183	131.870777	222	0		0	2
Unknown				CAS #:			
3.282	2006187	6.40401544	10.8	0		0	2
Unknown				CAS #:			
3.351	1832136	5.84842202	9.82	0		0	2

Data File: \\192.168.10.12\chem\10airD.i\042514.b\11523.d
Report Date: 26-Apr-2014 16:10

		CONCENTRATIONS			QUANT		
RT	AREA	ON-COL(ppbv)	FINAL(ppbv)	QUAL	LIBRARY	LIB ENTRY	CPND #
Unknown				CAS #:			
3.456	521046	21.5196855	36.2	0		0	10
Butane, 2-methyl-				CAS #: 78-78-4			
3.800	1355006	55.9629865	94.0	81	NIST05.L	700	10
Pentane, 2-methyl-				CAS #: 107-83-5			
4.682	717168	3.09148665	5.19	83	NIST05.L	1795	23
Cyclotrisiloxane, hexamethyl-				CAS #: 541-05-9			
9.123	635235	1.48062242	2.49	91	NIST05.L	73121	60
Cyclotetrasiloxane, octamethyl-				CAS #: 556-67-2			
12.881	745996	3.03251470	5.09	91	NIST05.L	122480	72
Unknown				CAS #:			
15.658	748811	0.46787864	0.786	0		0	85
Unknown				CAS #:			
15.950	520268	0.32507824	0.546	0		0	85

Data File: \\192.168.10.12\chem\10airD.i\042514.b\11523.d
Injection Date: 25-APR-2014 17:20
Instrument: 10airD.i
Client Sample ID:

HP ChemStation MS 11523.d: 2.190 to 19.318 Min

Data File: \\192.168.10.12\chem\10airB.i\042414.b\11438.D
Report Date: 28-Apr-2014 08:34

Pace Analytical Services, Inc.

TENTATIVELY IDENTIFIED COMPOUNDS

Client Name:
Lab Smp Id: 10263164028
Operator : DR1
Sample Location:
Sample Matrix: AIR
Analysis Type: VOA
Inj Date: 24-APR-2014 22:39

Client SDG: 042414.b

Sample Date:
Sample Point:
Date Received:
Level: LOW

Number TICs found: 10

CONCENTRATION UNITS:
(ug/L or ug/KG) ppbv

	CAS NUMBER	COMPOUND NAME	RT	EST. CONC.	Q
1.		Unknown	2.575	12.4	J
2.		Unknown	2.821	274	J
3.	75-28-5	Isobutane	3.159	1.52	NJ
4.		Unknown	8.540	4.30	J
5.	127-19-5	Acetamide, N,N-dimethyl-	11.135	7.02	NJ
6.	556-67-2	Cyclotetrasiloxane, octamet	11.417	2.50	NJ
7.		Unknown	12.915	0.158	J
8.	108-95-2	Phenol	13.154	0.285	NJ
9.	1120-21-4	Undecane	13.296	0.158	NJ
10.		Unknown	13.541	0.201	J

Data File: \\192.168.10.12\chem\10airB.i\042414.b\11438.D
Report Date: 28-Apr-2014 08:34

Pace Analytical Services, Inc.

TO15 Analysis (UNIX)

Data file : \\192.168.10.12\chem\10airB.i\042414.b\11438.D
Lab Smp Id: 10263164028
Inj Date : 24-APR-2014 22:39
Operator : DR1 Inst ID: 10airB.i
Smp Info :
Misc Info :
Comment : Volatile Organic COMPOUNDS in Air
Method : \\192.168.10.12\chem\10airB.i\042414.b\TO15_104-14_Markes.m
Meth Date : 25-Apr-2014 09:46 dlee Quant Type: ISTD
Cal Date : 14-APR-2014 22:19 Cal File: 10424.D
Als bottle: 38
Dil Factor: 1.68000
Integrator: HP RTE Compound Sublist: all.sub
Target Version: 4.14
Processing Host: 10MNCREINDL

Concentration Formula: Amt * DF * Uf * CpndVariable

Name	Value	Description
DF	1.680	Dilution Factor
Uf	1.000	ng unit correction factor
Cpnd Variable		Local Compound Variable

	COMPOUND	RT	AREA	AMOUNT
1	Propylene	3.005	524337	22.574
7	1,3-Butadiene	3.343	864654	2.227
52	Toluene	8.379	321349	3.204
63	o-Xylene	10.852	146404	0.488
68	N-Propylbenzene	11.785	21010	0.108
74	p-isopropyltoluene	12.780	402755	0.151

		CONCENTRATIONS			QUANT		
RT	AREA	ON-COL(ppbv)	FINAL(ppbv)	QUAL	LIBRARY	LIB ENTRY	CPND #
Unknown				CAS #:			
2.575	171697	7.39188069	12.4	0		0	1
Unknown				CAS #:			
2.821	3795930	163.421982	274	0		0	1

Data File: \\192.168.10.12\chem\10airB.i\042414.b\11438.D
Report Date: 28-Apr-2014 08:34

RT	AREA	CONCENTRATIONS ON-COL(ppbv)	CONCENTRATIONS FINAL(ppbv)	QUAL	QUANT LIBRARY	QUANT LIB ENTRY	CPND #
Isobutane				CAS #: 75-28-5			
3.159	350762	0.90361737	1.52	80	NIST05.L	229	7
Unknown				CAS #:			
8.540	256602	2.55873719	4.30	0		0	52
Acetamide, N,N-dimethyl-				CAS #: 127-19-5			
11.135	1253979	4.18104206	7.02	91	NIST05.L	1860	63
Cyclotetrasiloxane, octamethyl-				CAS #: 556-67-2			
11.417	289318	1.48797887	2.50	90	NIST05.L	122480	68
Unknown				CAS #:			
12.915	250026	0.09385798	0.158	0		0	74
Phenol				CAS #: 108-95-2			
13.154	452267	0.16977784	0.285	96	NIST05.L	2533	74
Undecane				CAS #: 1120-21-4			
13.296	249842	0.09378879	0.158	89	NIST05.L	27238	74
Unknown				CAS #:			
13.541	319079	0.11978010	0.201	0		0	74

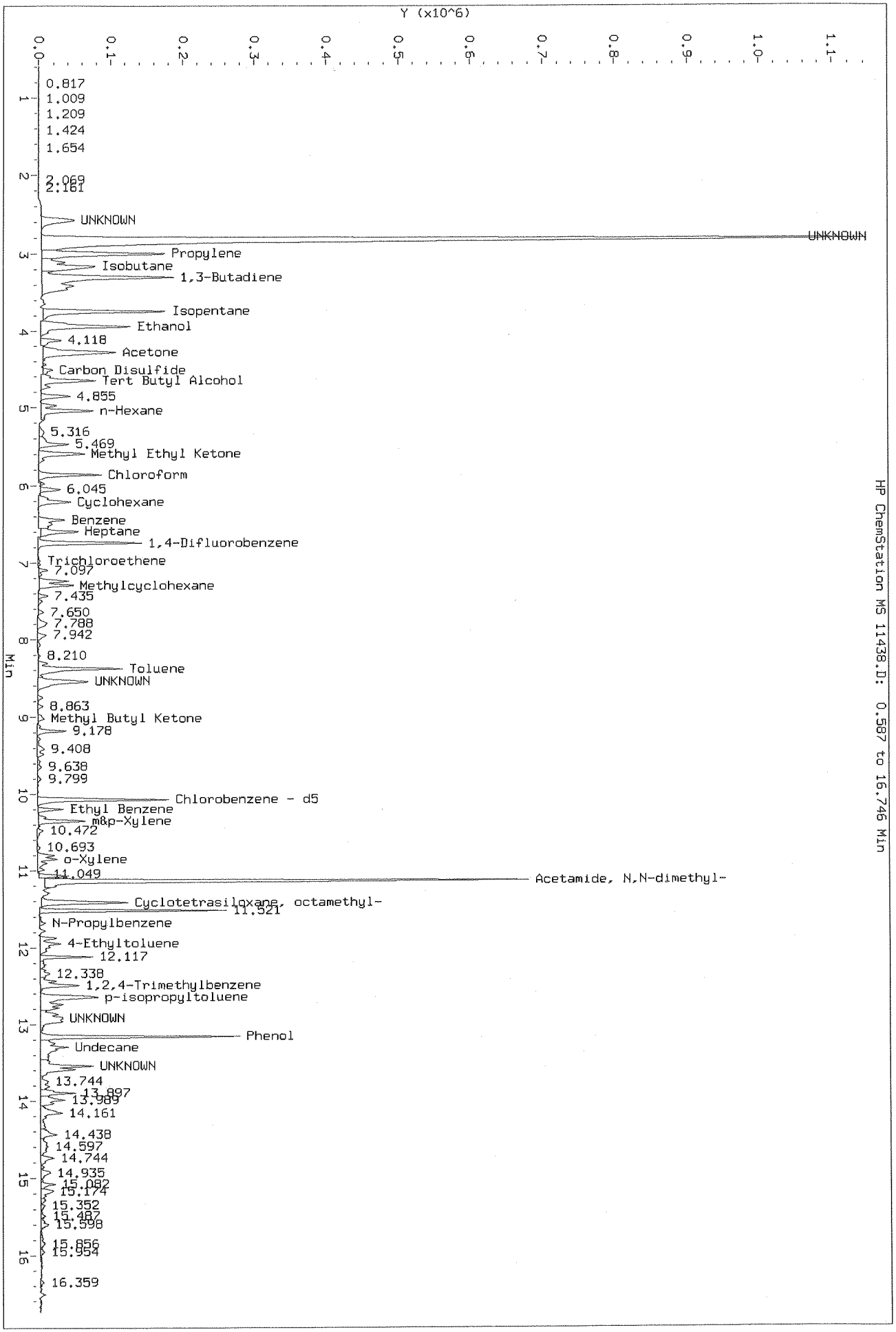

Data File: \\192.168.10.12\chem\10airB.i\042414.b\11438.D
Injection Date: 24-APR-2014 22:39
Instrument: 10airB.i
Client Sample ID:

HP ChemStation MS 11438.D: 0.587 to 16.746 Min

Pace Analytical Services, Inc.
1700 Elm Street - Suite 200
Minneapolis, MN 55414
(612)607-1700

April 25, 2014

Tony Coryell
AECOM
800 LaSalle Avenue
Minneapolis, MN 55402

RE: Project: 60317420 St. Louis Park Inv.
Pace Project No.: 10262793

Dear Tony Coryell:
Enclosed are the analytical results for sample(s) received by the laboratory on April 09, 2014. The results relate only to the samples included in this report. Results reported herein conform to the most current TNI standards and the laboratory's Quality Assurance Manual, where applicable, unless otherwise noted in the body of the report.

If you have any questions concerning this report, please feel free to contact me.

Sincerely,

Carol Davy
carol.davy@pacelabs.com
Project Manager

Enclosures

REPORT OF LABORATORY ANALYSIS

This report shall not be reproduced, except in full,
without the written consent of Pace Analytical Services, Inc..

Pace Analytical Services, Inc.
1700 Elm Street - Suite 200
Minneapolis, MN 55414
(612)607-1700

CERTIFICATIONS

Project: 60317420 St. Louis Park Inv.
Pace Project No.: 10262793

Minnesota Certification IDs

1700 Elm Street SE Suite 200, Minneapolis, MN 55414
A2LA Certification #: 2926.01
Alabama Certification #40770
Alabama Certification #40770
Alaska Certification #: UST-078
Alaska Certification #MN00064
Arizona Certification #: AZ-0014
Arkansas Certification #: 88-0680
California Certification #: 01155CA
Colorado Certification #Pace
Connecticut Certification #: PH-0256
EPA Region 8 Certification #: 8TMS-L
Florida/NELAP Certification #: E87605
Guam Certification #: Pace
Georgia Certification #: 959
Idaho Certification #: MN00064
Hawaii Certification #MN00064
Illinois Certification #: 200011
Indiana Certification#C-MN-01
Iowa Certification #: 368
Kansas Certification #: E-10167
Kentucky Dept of Envi. Protection - DW #90062
Kentucky Dept of Envi. Protection - WW #:90062
Louisiana DEQ Certification #: 3086
Louisiana DHH #: LA140001
Maine Certification #: 2013011
Maryland Certification #: 322
Michigan DEPH Certification #: 9909
Minnesota Certification #: 027-053-137
Mississippi Certification #: Pace
Montana Certification #: MT0092
Nebraska Certification #: Pace
New York Certification #: 11647
North Carolina Certification #: 530
North Carolina State Public Health #: 27700
North Dakota Certification #: R-036
Ohio EPA #: 4150
Ohio VAP Certification #: CL101
Oklahoma Certification #: 9507
Oregon Certification #: MN200001
Oregon Certification #: MN300001
Pennsylvania Certification #: 68-00563
Puerto Rico Certification
Saipan (CNMI) #:MP0003
South Carolina #:74003001
Texas Certification #: T104704192
Tennessee Certification #: 02818
Utah Certification #: MN000642013-4
Virginia DGS Certification #: 251
Virginia/VELAP Certification #: Pace
Washington Certification #: C486
Wisconsin Certification #: 999407970
West Virginia Certification #: 382
West Virginia TO-15 Approval
West Virginia DHHR #:9952C

This report shall not be reproduced, except in full,
without the written consent of Pace Analytical Services, Inc..

Pace Analytical Services, Inc.
1700 Elm Street - Suite 200
Minneapolis, MN 55414
(612)607-1700

SAMPLE SUMMARY

Project: 60317420 St. Louis Park Inv.
Pace Project No.: 10262793

Lab ID	Sample ID	Matrix	Date Collected	Date Received
10262793001	**VP-117**	Air	04/08/14 10:00	04/09/14 14:45
10262793002	**VP-117A**	Air	04/08/14 10:02	04/09/14 14:45
10262793003	**VP-116**	Air	04/08/14 10:25	04/09/14 14:45
10262793004	**VP-115**	Air	04/08/14 10:58	04/09/14 14:45
10262793005	**VP-114**	Air	04/08/14 11:15	04/09/14 14:45
10262793006	**VP-113**	Air	04/08/14 11:35	04/09/14 14:45
10262793007	**VP-112**	Air	04/08/14 12:25	04/09/14 14:45
10262793008	**VP-111**	Air	04/08/14 12:50	04/09/14 14:45
10262793009	**VP-110**	Air	04/08/14 15:05	04/09/14 14:45
10262793010	**VP-109**	Air	04/08/14 15:08	04/09/14 14:45
10262793011	**VP-108**	Air	04/08/14 15:18	04/09/14 14:45
10262793012	**VP-107**	Air	04/08/14 15:20	04/09/14 14:45
10262793013	**VP-106**	Air	04/09/14 10:00	04/09/14 14:45
10262793014	**VP-105**	Air	04/09/14 10:15	04/09/14 14:45
10262793015	**VP-104**	Air	04/09/14 10:35	04/09/14 14:45
10262793016	**VP-103**	Air	04/09/14 10:53	04/09/14 14:45
10262793017	**VP-102**	Air	04/09/14 11:05	04/09/14 14:45
10262793018	**VP-101**	Air	04/09/14 11:25	04/09/14 14:45
10262793019	**VP-001**	Air	04/09/14 11:40	04/09/14 14:45
10262793020	**VP-002**	Air	04/09/14 11:59	04/09/14 14:45
10262793021	**VP-003**	Air	04/09/14 12:15	04/09/14 14:45
10262793022	**VP-004**	Air	04/09/14 12:30	04/09/14 14:45
10262793023	**VP-004A**	Air	04/09/14 12:35	04/09/14 14:45

This report shall not be reproduced, except in full,
without the written consent of Pace Analytical Services, Inc..

Pace Analytical Services, Inc.
1700 Elm Street - Suite 200
Minneapolis, MN 55414
(612)607-1700

SAMPLE ANALYTE COUNT

Project: 60317420 St. Louis Park Inv.
Pace Project No.: 10262793

Lab ID	Sample ID	Method	Analysts	Analytes Reported
10262793001	**VP-117**	TO-15	DL1	61
10262793002	**VP-117A**	TO-15	DL1	61
10262793003	**VP-116**	TO-15	DL1	61
10262793004	**VP-115**	TO-15	DL1	61
10262793005	**VP-114**	TO-15	DL1	61
10262793006	**VP-113**	TO-15	DL1	61
10262793007	**VP-112**	TO-15	DL1	61
10262793008	**VP-111**	TO-15	DL1	61
10262793009	**VP-110**	TO-15	DL1	61
10262793010	**VP-109**	TO-15	DL1	61
10262793011	**VP-108**	TO-15	DL1	61
10262793012	**VP-107**	TO-15	DL1	61
10262793013	**VP-106**	TO-15	DL1	61
10262793014	**VP-105**	TO-15	DL1	61
10262793015	**VP-104**	TO-15	DL1	61
10262793016	**VP-103**	TO-15	DL1	61
10262793017	**VP-102**	TO-15	DL1	61
10262793018	**VP-101**	TO-15	DL1	61
10262793019	**VP-001**	TO-15	DL1	61
10262793020	**VP-002**	TO-15	DL1	61
10262793021	**VP-003**	TO-15	DL1	61
10262793022	**VP-004**	TO-15	DL1	61
10262793023	**VP-004A**	TO-15	DL1	61

This report shall not be reproduced, except in full,
without the written consent of Pace Analytical Services, Inc..

Pace Analytical Services, Inc.
1700 Elm Street - Suite 200
Minneapolis, MN 55414
(612)607-1700

PROJECT NARRATIVE

Project: 60317420 St. Louis Park Inv.
Pace Project No.: 10262793

Method: **TO-15**
Description: TO15 MSV AIR
Client: AECOM
Date: April 25, 2014

General Information:
23 samples were analyzed for TO-15. All samples were received in acceptable condition with any exceptions noted below.

Hold Time:
The samples were analyzed within the method required hold times with any exceptions noted below.

Initial Calibrations (including MS Tune as applicable):
All criteria were within method requirements with any exceptions noted below.

Continuing Calibration:
All criteria were within method requirements with any exceptions noted below.

Internal Standards:
All internal standards were within QC limits with any exceptions noted below.

QC Batch: AIR/20031

IQ: The internal standard recoveries associated with this sample exceed the lower control limit. The reported results should be considered estimated values.

- VP-117 (Lab ID: 10262793001)

IS: The internal standard recovery associated with this result exceeds the lower control limit. The reported result should be considered an estimated value.

- VP-117A (Lab ID: 10262793002)
  - Acetone
  - Methylene Chloride

Surrogates:
All surrogates were within QC limits with any exceptions noted below.

Method Blank:
All analytes were below the report limit in the method blank, where applicable, with any exceptions noted below.

Laboratory Control Spike:
All laboratory control spike compounds were within QC limits with any exceptions noted below.

Matrix Spikes:
All percent recoveries and relative percent differences (RPDs) were within acceptance criteria with any exceptions noted below.

Additional Comments:

Sample Comments:

K2: The Total Hydrocarbon (THC) pattern occured in the second half of the chromatogram (after toluene).

- VP-117A (Lab ID: 10262793002)
- VP-116 (Lab ID: 10262793003)
- VP-115 (Lab ID: 10262793004)
- VP-114 (Lab ID: 10262793005)

This report shall not be reproduced, except in full,
without the written consent of Pace Analytical Services, Inc..

Pace Analytical Services, Inc.
1700 Elm Street - Suite 200
Minneapolis, MN 55414
(612)607-1700

PROJECT NARRATIVE

Project: 60317420 St. Louis Park Inv.
Pace Project No.: 10262793

Method: **TO-15**
Description: TO15 MSV AIR
Client: AECOM
Date: April 25, 2014

Sample Comments:

K2: The Total Hydrocarbon (THC) pattern occured in the second half of the chromatogram (after toluene).
- VP-113 (Lab ID: 10262793006)
- VP-112 (Lab ID: 10262793007)
- VP-111 (Lab ID: 10262793008)
- VP-110 (Lab ID: 10262793009)
- VP-109 (Lab ID: 10262793010)
- VP-108 (Lab ID: 10262793011)
- VP-107 (Lab ID: 10262793012)
- VP-106 (Lab ID: 10262793013)
- VP-105 (Lab ID: 10262793014)
- VP-104 (Lab ID: 10262793015)
- VP-103 (Lab ID: 10262793016)

K3: The Total Hydrocarbon (THC) pattern is evenly distributed throughout the chromatogram (before and after toluene).
- VP-102 (Lab ID: 10262793017)
- VP-101 (Lab ID: 10262793018)
- VP-001 (Lab ID: 10262793019)

K1: The Total Hydrocarbon (THC) pattern occured in the first half of the chromatogram (before toluene).
- VP-002 (Lab ID: 10262793020)

K3: The Total Hydrocarbon (THC) pattern is evenly distributed throughout the chromatogram (before and after toluene).
- VP-003 (Lab ID: 10262793021)
- VP-004 (Lab ID: 10262793022)
- VP-004A (Lab ID: 10262793023)

K2: The Total Hydrocarbon (THC) pattern occured in the second half of the chromatogram (after toluene).
- VP-117 (Lab ID: 10262793001)

Analyte Comments:

QC Batch: AIR/20031

E: Analyte concentration exceeded the calibration range. The reported result is estimated.
- VP-107 (Lab ID: 10262793012)
  - Ethanol
  - Acetone
  - 4-Methyl-2-pentanone (MIBK)
- VP-108 (Lab ID: 10262793011)
  - Ethanol
  - Acetone
- VP-109 (Lab ID: 10262793010)
  - Ethanol
  - Acetone
- VP-110 (Lab ID: 10262793009)
  - Ethanol
  - Acetone
- VP-111 (Lab ID: 10262793008)
  - Propylene

This report shall not be reproduced, except in full,
without the written consent of Pace Analytical Services, Inc..

Pace Analytical Services, Inc.
1700 Elm Street - Suite 200
Minneapolis, MN 55414
(612)607-1700

PROJECT NARRATIVE

Project: 60317420 St. Louis Park Inv.
Pace Project No.: 10262793

Method: **TO-15**
Description: TO15 MSV AIR
Client: AECOM
Date: April 25, 2014

Analyte Comments:

QC Batch: AIR/20031

E: Analyte concentration exceeded the calibration range. The reported result is estimated.

- VP-112 (Lab ID: 10262793007)
  - Methylene Chloride
- VP-113 (Lab ID: 10262793006)
  - Ethanol
- VP-114 (Lab ID: 10262793005)
  - Ethanol
  - Propylene
- VP-115 (Lab ID: 10262793004)
  - Ethanol
  - Acetone
- VP-116 (Lab ID: 10262793003)
  - Ethanol
  - Propylene
- VP-117 (Lab ID: 10262793001)
  - Ethanol
  - Propylene

QC Batch: AIR/20036

E: Analyte concentration exceeded the calibration range. The reported result is estimated.

- VP-004 (Lab ID: 10262793022)
  - Propylene
- VP-105 (Lab ID: 10262793014)
  - Ethanol
- VP-106 (Lab ID: 10262793013)
  - Ethanol

This data package has been reviewed for quality and completeness and is approved for release.

This report shall not be reproduced, except in full,
without the written consent of Pace Analytical Services, Inc..

Pace Analytical Services, Inc.
1700 Elm Street - Suite 200
Minneapolis, MN 55414
(612)607-1700

ANALYTICAL RESULTS

Project: 60317420 St. Louis Park Inv.
Pace Project No.: 10262793

Sample: VP-117 **Lab ID: 10262793001** Collected: 04/08/14 10:00 Received: 04/09/14 14:45 Matrix: Air

Parameters	Results	Units	Report Limit	MDL	DF	Prepared	Analyzed	CAS No.	Qual
TO15 MSV AIR	Analytical Method: TO-15								
Acetone	**114**	ug/m3	0.81	0.40	1.68		04/22/14 13:51	67-64-1	
Benzene	**3.7**	ug/m3	0.55	0.20	1.68		04/22/14 13:51	71-43-2	
Benzyl chloride	ND	ug/m3	1.8	0.88	1.68		04/22/14 13:51	100-44-7	
Bromodichloromethane	ND	ug/m3	2.3	0.31	1.68		04/22/14 13:51	75-27-4	
Bromoform	ND	ug/m3	3.5	0.54	1.68		04/22/14 13:51	75-25-2	
Bromomethane	ND	ug/m3	1.3	0.45	1.68		04/22/14 13:51	74-83-9	
1,3-Butadiene	**14.0**	ug/m3	0.76	0.14	1.68		04/22/14 13:51	106-99-0	
2-Butanone (MEK)	**7.6**	ug/m3	1.0	0.50	1.68		04/22/14 13:51	78-93-3	
Carbon disulfide	**12.9**	ug/m3	1.1	0.12	1.68		04/22/14 13:51	75-15-0	
Carbon tetrachloride	ND	ug/m3	1.1	0.54	1.68		04/22/14 13:51	56-23-5	
Chlorobenzene	ND	ug/m3	1.6	0.18	1.68		04/22/14 13:51	108-90-7	
Chloroethane	ND	ug/m3	0.91	0.45	1.68		04/22/14 13:51	75-00-3	
Chloroform	ND	ug/m3	1.7	0.30	1.68		04/22/14 13:51	67-66-3	
Chloromethane	ND	ug/m3	0.71	0.32	1.68		04/22/14 13:51	74-87-3	
Cyclohexane	**2.7**	ug/m3	1.2	0.21	1.68		04/22/14 13:51	110-82-7	
Dibromochloromethane	ND	ug/m3	2.9	1.5	1.68		04/22/14 13:51	124-48-1	
1,2-Dibromoethane (EDB)	ND	ug/m3	2.6	0.39	1.68		04/22/14 13:51	106-93-4	
1,2-Dichlorobenzene	ND	ug/m3	2.0	0.24	1.68		04/22/14 13:51	95-50-1	
1,3-Dichlorobenzene	ND	ug/m3	2.0	0.39	1.68		04/22/14 13:51	541-73-1	
1,4-Dichlorobenzene	ND	ug/m3	2.0	0.33	1.68		04/22/14 13:51	106-46-7	
Dichlorodifluoromethane	**3.5**	ug/m3	1.7	0.18	1.68		04/22/14 13:51	75-71-8	
1,1-Dichloroethane	ND	ug/m3	1.4	0.24	1.68		04/22/14 13:51	75-34-3	
1,2-Dichloroethane	ND	ug/m3	0.69	0.20	1.68		04/22/14 13:51	107-06-2	
1,1-Dichloroethene	ND	ug/m3	1.4	0.17	1.68		04/22/14 13:51	75-35-4	
cis-1,2-Dichloroethene	ND	ug/m3	1.4	0.33	1.68		04/22/14 13:51	156-59-2	
trans-1,2-Dichloroethene	ND	ug/m3	1.4	0.27	1.68		04/22/14 13:51	156-60-5	
1,2-Dichloropropane	ND	ug/m3	1.6	0.26	1.68		04/22/14 13:51	78-87-5	
cis-1,3-Dichloropropene	ND	ug/m3	1.5	0.23	1.68		04/22/14 13:51	10061-01-5	
trans-1,3-Dichloropropene	ND	ug/m3	1.5	0.25	1.68		04/22/14 13:51	10061-02-6	
Dichlorotetrafluoroethane	ND	ug/m3	2.4	0.42	1.68		04/22/14 13:51	76-14-2	
Ethanol	**118**	ug/m3	0.64	0.32	1.68		04/22/14 13:51	64-17-5	E
Ethyl acetate	**6.4**	ug/m3	1.2	0.21	1.68		04/22/14 13:51	141-78-6	
Ethylbenzene	**4.0**	ug/m3	1.5	0.30	1.68		04/22/14 13:51	100-41-4	
4-Ethyltoluene	**2.9**	ug/m3	1.7	0.29	1.68		04/22/14 13:51	622-96-8	
n-Heptane	**4.0**	ug/m3	1.4	0.27	1.68		04/22/14 13:51	142-82-5	
Hexachloro-1,3-butadiene	ND	ug/m3	3.7	0.69	1.68		04/22/14 13:51	87-68-3	
n-Hexane	**5.9**	ug/m3	1.2	0.17	1.68		04/22/14 13:51	110-54-3	
2-Hexanone	ND	ug/m3	1.4	0.36	1.68		04/22/14 13:51	591-78-6	
Methylene Chloride	**15.1**	ug/m3	1.2	0.59	1.68		04/22/14 13:51	75-09-2	
4-Methyl-2-pentanone (MIBK)	ND	ug/m3	1.4	0.29	1.68		04/22/14 13:51	108-10-1	
Methyl-tert-butyl ether	ND	ug/m3	1.2	0.15	1.68		04/22/14 13:51	1634-04-4	
Naphthalene	ND	ug/m3	1.8	0.90	1.68		04/22/14 13:51	91-20-3	
2-Propanol	**44.9**	ug/m3	0.84	0.16	1.68		04/22/14 13:51	67-63-0	
Propylene	**108**	ug/m3	0.59	0.18	1.68		04/22/14 13:51	115-07-1	E
Styrene	ND	ug/m3	1.5	0.23	1.68		04/22/14 13:51	100-42-5	
1,1,2,2-Tetrachloroethane	ND	ug/m3	1.2	0.39	1.68		04/22/14 13:51	79-34-5	

REPORT OF LABORATORY ANALYSIS

This report shall not be reproduced, except in full,
without the written consent of Pace Analytical Services, Inc..

Pace Analytical Services, Inc.
1700 Elm Street - Suite 200
Minneapolis, MN 55414
(612)607-1700

ANALYTICAL RESULTS

Project: 60317420 St. Louis Park Inv.
Pace Project No.: 10262793

Sample: VP-117 **Lab ID: 10262793001** Collected: 04/08/14 10:00 Received: 04/09/14 14:45 Matrix: Air

Parameters	Results	Units	Report Limit	MDL	DF	Prepared	Analyzed	CAS No.	Qual
TO15 MSV AIR	Analytical Method: TO-15								
Tetrachloroethene	**2.9**	ug/m3	1.2	0.32	1.68		04/22/14 13:51	127-18-4	
Tetrahydrofuran	**1.9**	ug/m3	1.0	0.23	1.68		04/22/14 13:51	109-99-9	
Toluene	**19.4**	ug/m3	1.3	0.23	1.68		04/22/14 13:51	108-88-3	
1,2,4-Trichlorobenzene	ND	ug/m3	2.5	0.61	1.68		04/22/14 13:51	120-82-1	
1,1,1-Trichloroethane	ND	ug/m3	1.9	0.23	1.68		04/22/14 13:51	71-55-6	
1,1,2-Trichloroethane	ND	ug/m3	0.92	0.41	1.68		04/22/14 13:51	79-00-5	
Trichloroethene	ND	ug/m3	0.92	0.30	1.68		04/22/14 13:51	79-01-6	
Trichlorofluoromethane	ND	ug/m3	1.9	0.23	1.68		04/22/14 13:51	75-69-4	
1,1,2-Trichlorotrifluoroethane	ND	ug/m3	2.7	0.27	1.68		04/22/14 13:51	76-13-1	
1,2,4-Trimethylbenzene	**8.9**	ug/m3	1.7	0.20	1.68		04/22/14 13:51	95-63-6	
1,3,5-Trimethylbenzene	**2.2**	ug/m3	1.7	0.35	1.68		04/22/14 13:51	108-67-8	
Vinyl acetate	ND	ug/m3	1.2	0.58	1.68		04/22/14 13:51	108-05-4	
Vinyl chloride	ND	ug/m3	0.44	0.16	1.68		04/22/14 13:51	75-01-4	
m&p-Xylene	**17.6**	ug/m3	3.0	0.24	1.68		04/22/14 13:51	179601-23-1	
o-Xylene	**6.0**	ug/m3	1.5	0.74	1.68		04/22/14 13:51	95-47-6	

REPORT OF LABORATORY ANALYSIS

This report shall not be reproduced, except in full,
without the written consent of Pace Analytical Services, Inc..

Pace Analytical Services, Inc.
1700 Elm Street - Suite 200
Minneapolis, MN 55414
(612)607-1700

ANALYTICAL RESULTS

Project: 60317420 St. Louis Park Inv.
Pace Project No.: 10262793

Sample: VP-117A **Lab ID: 10262793002** Collected: 04/08/14 10:02 Received: 04/09/14 14:45 Matrix: Air

Parameters	Results	Units	Report Limit	MDL	DF	Prepared	Analyzed	CAS No.	Qual
TO15 MSV AIR	Analytical Method: TO-15								
Acetone	**92.8**	ug/m3	82.4	41.4	171.6		04/23/14 14:49	67-64-1	IS
Benzene	ND	ug/m3	0.55	0.20	1.68		04/22/14 14:14	71-43-2	
Benzyl chloride	ND	ug/m3	1.8	0.88	1.68		04/22/14 14:14	100-44-7	
Bromodichloromethane	ND	ug/m3	2.3	0.31	1.68		04/22/14 14:14	75-27-4	
Bromoform	ND	ug/m3	3.5	0.54	1.68		04/22/14 14:14	75-25-2	
Bromomethane	ND	ug/m3	1.3	0.45	1.68		04/22/14 14:14	74-83-9	
1,3-Butadiene	ND	ug/m3	0.76	0.14	1.68		04/22/14 14:14	106-99-0	
2-Butanone (MEK)	**1.5**	ug/m3	1.0	0.50	1.68		04/22/14 14:14	78-93-3	
Carbon disulfide	ND	ug/m3	1.1	0.12	1.68		04/22/14 14:14	75-15-0	
Carbon tetrachloride	ND	ug/m3	1.1	0.54	1.68		04/22/14 14:14	56-23-5	
Chlorobenzene	ND	ug/m3	1.6	0.18	1.68		04/22/14 14:14	108-90-7	
Chloroethane	ND	ug/m3	0.91	0.45	1.68		04/22/14 14:14	75-00-3	
Chloroform	ND	ug/m3	1.7	0.30	1.68		04/22/14 14:14	67-66-3	
Chloromethane	**0.89**	ug/m3	0.71	0.32	1.68		04/22/14 14:14	74-87-3	
Cyclohexane	**1.8**	ug/m3	1.2	0.21	1.68		04/22/14 14:14	110-82-7	
Dibromochloromethane	ND	ug/m3	2.9	1.5	1.68		04/22/14 14:14	124-48-1	
1,2-Dibromoethane (EDB)	ND	ug/m3	2.6	0.39	1.68		04/22/14 14:14	106-93-4	
1,2-Dichlorobenzene	ND	ug/m3	2.0	0.24	1.68		04/22/14 14:14	95-50-1	
1,3-Dichlorobenzene	ND	ug/m3	2.0	0.39	1.68		04/22/14 14:14	541-73-1	
1,4-Dichlorobenzene	ND	ug/m3	2.0	0.33	1.68		04/22/14 14:14	106-46-7	
Dichlorodifluoromethane	**3.7**	ug/m3	1.7	0.18	1.68		04/22/14 14:14	75-71-8	
1,1-Dichloroethane	ND	ug/m3	1.4	0.24	1.68		04/22/14 14:14	75-34-3	
1,2-Dichloroethane	ND	ug/m3	0.69	0.20	1.68		04/22/14 14:14	107-06-2	
1,1-Dichloroethene	ND	ug/m3	1.4	0.17	1.68		04/22/14 14:14	75-35-4	
cis-1,2-Dichloroethene	ND	ug/m3	1.4	0.33	1.68		04/22/14 14:14	156-59-2	
trans-1,2-Dichloroethene	ND	ug/m3	1.4	0.27	1.68		04/22/14 14:14	156-60-5	
1,2-Dichloropropane	ND	ug/m3	1.6	0.26	1.68		04/22/14 14:14	78-87-5	
cis-1,3-Dichloropropene	ND	ug/m3	1.5	0.23	1.68		04/22/14 14:14	10061-01-5	
trans-1,3-Dichloropropene	ND	ug/m3	1.5	0.25	1.68		04/22/14 14:14	10061-02-6	
Dichlorotetrafluoroethane	ND	ug/m3	2.4	0.42	1.68		04/22/14 14:14	76-14-2	
Ethanol	**24.2**	ug/m3	0.64	0.32	1.68		04/22/14 14:14	64-17-5	
Ethyl acetate	ND	ug/m3	1.2	0.21	1.68		04/22/14 14:14	141-78-6	
Ethylbenzene	ND	ug/m3	1.5	0.30	1.68		04/22/14 14:14	100-41-4	
4-Ethyltoluene	ND	ug/m3	1.7	0.29	1.68		04/22/14 14:14	622-96-8	
n-Heptane	**2.7**	ug/m3	1.4	0.27	1.68		04/22/14 14:14	142-82-5	
Hexachloro-1,3-butadiene	ND	ug/m3	3.7	0.69	1.68		04/22/14 14:14	87-68-3	
n-Hexane	**89.2**	ug/m3	1.2	0.17	1.68		04/22/14 14:14	110-54-3	
2-Hexanone	ND	ug/m3	1.4	0.36	1.68		04/22/14 14:14	591-78-6	
Methylene Chloride	**9760**	ug/m3	122	60.6	171.6		04/23/14 14:49	75-09-2	IS
4-Methyl-2-pentanone (MIBK)	ND	ug/m3	1.4	0.29	1.68		04/22/14 14:14	108-10-1	
Methyl-tert-butyl ether	ND	ug/m3	1.2	0.15	1.68		04/22/14 14:14	1634-04-4	
Naphthalene	ND	ug/m3	1.8	0.90	1.68		04/22/14 14:14	91-20-3	
2-Propanol	**7.0**	ug/m3	0.84	0.16	1.68		04/22/14 14:14	67-63-0	
Propylene	**9.5**	ug/m3	0.59	0.18	1.68		04/22/14 14:14	115-07-1	
Styrene	ND	ug/m3	1.5	0.23	1.68		04/22/14 14:14	100-42-5	
1,1,2,2-Tetrachloroethane	ND	ug/m3	1.2	0.39	1.68		04/22/14 14:14	79-34-5	

REPORT OF LABORATORY ANALYSIS

This report shall not be reproduced, except in full,
without the written consent of Pace Analytical Services, Inc..

Pace Analytical Services, Inc.
1700 Elm Street - Suite 200
Minneapolis, MN 55414
(612)607-1700

ANALYTICAL RESULTS

Project: 60317420 St. Louis Park Inv.
Pace Project No.: 10262793

Sample: VP-117A **Lab ID: 10262793002** Collected: 04/08/14 10:02 Received: 04/09/14 14:45 Matrix: Air

Parameters	Results	Units	Report Limit	MDL	DF	Prepared	Analyzed	CAS No.	Qual
TO15 MSV AIR	Analytical Method: TO-15								
Tetrachloroethene	ND	ug/m3	1.2	0.32	1.68		04/22/14 14:14	127-18-4	
Tetrahydrofuran	ND	ug/m3	1.0	0.23	1.68		04/22/14 14:14	109-99-9	
Toluene	**32.2**	ug/m3	1.3	0.23	1.68		04/22/14 14:14	108-88-3	
1,2,4-Trichlorobenzene	ND	ug/m3	2.5	0.61	1.68		04/22/14 14:14	120-82-1	
1,1,1-Trichloroethane	ND	ug/m3	1.9	0.23	1.68		04/22/14 14:14	71-55-6	
1,1,2-Trichloroethane	ND	ug/m3	0.92	0.41	1.68		04/22/14 14:14	79-00-5	
Trichloroethene	ND	ug/m3	0.92	0.30	1.68		04/22/14 14:14	79-01-6	
Trichlorofluoromethane	ND	ug/m3	1.9	0.23	1.68		04/22/14 14:14	75-69-4	
1,1,2-Trichlorotrifluoroethane	ND	ug/m3	2.7	0.27	1.68		04/22/14 14:14	76-13-1	
1,2,4-Trimethylbenzene	ND	ug/m3	1.7	0.20	1.68		04/22/14 14:14	95-63-6	
1,3,5-Trimethylbenzene	ND	ug/m3	1.7	0.35	1.68		04/22/14 14:14	108-67-8	
Vinyl acetate	ND	ug/m3	1.2	0.58	1.68		04/22/14 14:14	108-05-4	
Vinyl chloride	ND	ug/m3	0.44	0.16	1.68		04/22/14 14:14	75-01-4	
m&p-Xylene	ND	ug/m3	3.0	0.24	1.68		04/22/14 14:14	179601-23-1	
o-Xylene	ND	ug/m3	1.5	0.74	1.68		04/22/14 14:14	95-47-6	

REPORT OF LABORATORY ANALYSIS

This report shall not be reproduced, except in full,
without the written consent of Pace Analytical Services, Inc..

Pace Analytical Services, Inc.
1700 Elm Street - Suite 200
Minneapolis, MN 55414
(612)607-1700

ANALYTICAL RESULTS

Project: 60317420 St. Louis Park Inv.
Pace Project No.: 10262793

Sample: VP-116 **Lab ID: 10262793003** Collected: 04/08/14 10:25 Received: 04/09/14 14:45 Matrix: Air

Parameters	Results	Units	Report Limit	MDL	DF	Prepared	Analyzed	CAS No.	Qual
TO15 MSV AIR	Analytical Method: TO-15								
Acetone	**116**	ug/m3	0.81	0.40	1.68		04/22/14 14:37	67-64-1	
Benzene	**12.7**	ug/m3	0.55	0.20	1.68		04/22/14 14:37	71-43-2	
Benzyl chloride	ND	ug/m3	1.8	0.88	1.68		04/22/14 14:37	100-44-7	
Bromodichloromethane	ND	ug/m3	2.3	0.31	1.68		04/22/14 14:37	75-27-4	
Bromoform	ND	ug/m3	3.5	0.54	1.68		04/22/14 14:37	75-25-2	
Bromomethane	ND	ug/m3	1.3	0.45	1.68		04/22/14 14:37	74-83-9	
1,3-Butadiene	**7.6**	ug/m3	0.76	0.14	1.68		04/22/14 14:37	106-99-0	
2-Butanone (MEK)	**11.0**	ug/m3	1.0	0.50	1.68		04/22/14 14:37	78-93-3	
Carbon disulfide	**26.3**	ug/m3	1.1	0.12	1.68		04/22/14 14:37	75-15-0	
Carbon tetrachloride	ND	ug/m3	1.1	0.54	1.68		04/22/14 14:37	56-23-5	
Chlorobenzene	ND	ug/m3	1.6	0.18	1.68		04/22/14 14:37	108-90-7	
Chloroethane	ND	ug/m3	0.91	0.45	1.68		04/22/14 14:37	75-00-3	
Chloroform	ND	ug/m3	1.7	0.30	1.68		04/22/14 14:37	67-66-3	
Chloromethane	ND	ug/m3	0.71	0.32	1.68		04/22/14 14:37	74-87-3	
Cyclohexane	**12.5**	ug/m3	1.2	0.21	1.68		04/22/14 14:37	110-82-7	
Dibromochloromethane	ND	ug/m3	2.9	1.5	1.68		04/22/14 14:37	124-48-1	
1,2-Dibromoethane (EDB)	ND	ug/m3	2.6	0.39	1.68		04/22/14 14:37	106-93-4	
1,2-Dichlorobenzene	ND	ug/m3	2.0	0.24	1.68		04/22/14 14:37	95-50-1	
1,3-Dichlorobenzene	ND	ug/m3	2.0	0.39	1.68		04/22/14 14:37	541-73-1	
1,4-Dichlorobenzene	ND	ug/m3	2.0	0.33	1.68		04/22/14 14:37	106-46-7	
Dichlorodifluoromethane	**2.5**	ug/m3	1.7	0.18	1.68		04/22/14 14:37	75-71-8	
1,1-Dichloroethane	ND	ug/m3	1.4	0.24	1.68		04/22/14 14:37	75-34-3	
1,2-Dichloroethane	ND	ug/m3	0.69	0.20	1.68		04/22/14 14:37	107-06-2	
1,1-Dichloroethene	ND	ug/m3	1.4	0.17	1.68		04/22/14 14:37	75-35-4	
cis-1,2-Dichloroethene	ND	ug/m3	1.4	0.33	1.68		04/22/14 14:37	156-59-2	
trans-1,2-Dichloroethene	ND	ug/m3	1.4	0.27	1.68		04/22/14 14:37	156-60-5	
1,2-Dichloropropane	ND	ug/m3	1.6	0.26	1.68		04/22/14 14:37	78-87-5	
cis-1,3-Dichloropropene	ND	ug/m3	1.5	0.23	1.68		04/22/14 14:37	10061-01-5	
trans-1,3-Dichloropropene	ND	ug/m3	1.5	0.25	1.68		04/22/14 14:37	10061-02-6	
Dichlorotetrafluoroethane	ND	ug/m3	2.4	0.42	1.68		04/22/14 14:37	76-14-2	
Ethanol	**109**	ug/m3	0.64	0.32	1.68		04/22/14 14:37	64-17-5	E
Ethyl acetate	**8.1**	ug/m3	1.2	0.21	1.68		04/22/14 14:37	141-78-6	
Ethylbenzene	**7.7**	ug/m3	1.5	0.30	1.68		04/22/14 14:37	100-41-4	
4-Ethyltoluene	**3.0**	ug/m3	1.7	0.29	1.68		04/22/14 14:37	622-96-8	
n-Heptane	**18.6**	ug/m3	1.4	0.27	1.68		04/22/14 14:37	142-82-5	
Hexachloro-1,3-butadiene	ND	ug/m3	3.7	0.69	1.68		04/22/14 14:37	87-68-3	
n-Hexane	**31.8**	ug/m3	1.2	0.17	1.68		04/22/14 14:37	110-54-3	
2-Hexanone	ND	ug/m3	1.4	0.36	1.68		04/22/14 14:37	591-78-6	
Methylene Chloride	**150**	ug/m3	1.2	0.59	1.68		04/22/14 14:37	75-09-2	
4-Methyl-2-pentanone (MIBK)	**1.9**	ug/m3	1.4	0.29	1.68		04/22/14 14:37	108-10-1	
Methyl-tert-butyl ether	ND	ug/m3	1.2	0.15	1.68		04/22/14 14:37	1634-04-4	
Naphthalene	ND	ug/m3	1.8	0.90	1.68		04/22/14 14:37	91-20-3	
2-Propanol	**38.7**	ug/m3	0.84	0.16	1.68		04/22/14 14:37	67-63-0	
Propylene	**99.5**	ug/m3	0.59	0.18	1.68		04/22/14 14:37	115-07-1	E
Styrene	ND	ug/m3	1.5	0.23	1.68		04/22/14 14:37	100-42-5	
1,1,2,2-Tetrachloroethane	ND	ug/m3	1.2	0.39	1.68		04/22/14 14:37	79-34-5	

REPORT OF LABORATORY ANALYSIS

This report shall not be reproduced, except in full,
without the written consent of Pace Analytical Services, Inc..

Pace Analytical Services, Inc.
1700 Elm Street - Suite 200
Minneapolis, MN 55414
(612)607-1700

ANALYTICAL RESULTS

Project: 60317420 St. Louis Park Inv.
Pace Project No.: 10262793

Sample: VP-116 **Lab ID: 10262793003** Collected: 04/08/14 10:25 Received: 04/09/14 14:45 Matrix: Air

Parameters	Results	Units	Report Limit	MDL	DF	Prepared	Analyzed	CAS No.	Qual
TO15 MSV AIR	Analytical Method: TO-15								
Tetrachloroethene	**2.9**	ug/m3	1.2	0.32	1.68		04/22/14 14:37	127-18-4	
Tetrahydrofuran	**1.9**	ug/m3	1.0	0.23	1.68		04/22/14 14:37	109-99-9	
Toluene	**32.1**	ug/m3	1.3	0.23	1.68		04/22/14 14:37	108-88-3	
1,2,4-Trichlorobenzene	ND	ug/m3	2.5	0.61	1.68		04/22/14 14:37	120-82-1	
1,1,1-Trichloroethane	ND	ug/m3	1.9	0.23	1.68		04/22/14 14:37	71-55-6	
1,1,2-Trichloroethane	ND	ug/m3	0.92	0.41	1.68		04/22/14 14:37	79-00-5	
Trichloroethene	ND	ug/m3	0.92	0.30	1.68		04/22/14 14:37	79-01-6	
Trichlorofluoromethane	ND	ug/m3	1.9	0.23	1.68		04/22/14 14:37	75-69-4	
1,1,2-Trichlorotrifluoroethane	ND	ug/m3	2.7	0.27	1.68		04/22/14 14:37	76-13-1	
1,2,4-Trimethylbenzene	**8.8**	ug/m3	1.7	0.20	1.68		04/22/14 14:37	95-63-6	
1,3,5-Trimethylbenzene	**2.5**	ug/m3	1.7	0.35	1.68		04/22/14 14:37	108-67-8	
Vinyl acetate	ND	ug/m3	1.2	0.58	1.68		04/22/14 14:37	108-05-4	
Vinyl chloride	ND	ug/m3	0.44	0.16	1.68		04/22/14 14:37	75-01-4	
m&p-Xylene	**21.9**	ug/m3	3.0	0.24	1.68		04/22/14 14:37	179601-23-1	
o-Xylene	**6.4**	ug/m3	1.5	0.74	1.68		04/22/14 14:37	95-47-6	

REPORT OF LABORATORY ANALYSIS

This report shall not be reproduced, except in full,
without the written consent of Pace Analytical Services, Inc..

Pace Analytical Services, Inc.
1700 Elm Street - Suite 200
Minneapolis, MN 55414
(612)607-1700

ANALYTICAL RESULTS

Project: 60317420 St. Louis Park Inv.
Pace Project No.: 10262793

Sample: VP-115 **Lab ID: 10262793004** Collected: 04/08/14 10:58 Received: 04/09/14 14:45 Matrix: Air

Parameters	Results	Units	Report Limit	MDL	DF	Prepared	Analyzed	CAS No.	Qual
TO15 MSV AIR	Analytical Method: TO-15								
Acetone	**135**	ug/m3	0.81	0.40	1.68		04/22/14 15:00	67-64-1	E
Benzene	**17.5**	ug/m3	0.55	0.20	1.68		04/22/14 15:00	71-43-2	
Benzyl chloride	ND	ug/m3	1.8	0.88	1.68		04/22/14 15:00	100-44-7	
Bromodichloromethane	ND	ug/m3	2.3	0.31	1.68		04/22/14 15:00	75-27-4	
Bromoform	ND	ug/m3	3.5	0.54	1.68		04/22/14 15:00	75-25-2	
Bromomethane	ND	ug/m3	1.3	0.45	1.68		04/22/14 15:00	74-83-9	
1,3-Butadiene	**6.0**	ug/m3	0.76	0.14	1.68		04/22/14 15:00	106-99-0	
2-Butanone (MEK)	**11.4**	ug/m3	1.0	0.50	1.68		04/22/14 15:00	78-93-3	
Carbon disulfide	**15.2**	ug/m3	1.1	0.12	1.68		04/22/14 15:00	75-15-0	
Carbon tetrachloride	ND	ug/m3	1.1	0.54	1.68		04/22/14 15:00	56-23-5	
Chlorobenzene	ND	ug/m3	1.6	0.18	1.68		04/22/14 15:00	108-90-7	
Chloroethane	ND	ug/m3	0.91	0.45	1.68		04/22/14 15:00	75-00-3	
Chloroform	**3.7**	ug/m3	1.7	0.30	1.68		04/22/14 15:00	67-66-3	
Chloromethane	ND	ug/m3	0.71	0.32	1.68		04/22/14 15:00	74-87-3	
Cyclohexane	**11.3**	ug/m3	1.2	0.21	1.68		04/22/14 15:00	110-82-7	
Dibromochloromethane	ND	ug/m3	2.9	1.5	1.68		04/22/14 15:00	124-48-1	
1,2-Dibromoethane (EDB)	ND	ug/m3	2.6	0.39	1.68		04/22/14 15:00	106-93-4	
1,2-Dichlorobenzene	ND	ug/m3	2.0	0.24	1.68		04/22/14 15:00	95-50-1	
1,3-Dichlorobenzene	ND	ug/m3	2.0	0.39	1.68		04/22/14 15:00	541-73-1	
1,4-Dichlorobenzene	ND	ug/m3	2.0	0.33	1.68		04/22/14 15:00	106-46-7	
Dichlorodifluoromethane	**2.3**	ug/m3	1.7	0.18	1.68		04/22/14 15:00	75-71-8	
1,1-Dichloroethane	ND	ug/m3	1.4	0.24	1.68		04/22/14 15:00	75-34-3	
1,2-Dichloroethane	ND	ug/m3	0.69	0.20	1.68		04/22/14 15:00	107-06-2	
1,1-Dichloroethene	ND	ug/m3	1.4	0.17	1.68		04/22/14 15:00	75-35-4	
cis-1,2-Dichloroethene	ND	ug/m3	1.4	0.33	1.68		04/22/14 15:00	156-59-2	
trans-1,2-Dichloroethene	ND	ug/m3	1.4	0.27	1.68		04/22/14 15:00	156-60-5	
1,2-Dichloropropane	ND	ug/m3	1.6	0.26	1.68		04/22/14 15:00	78-87-5	
cis-1,3-Dichloropropene	ND	ug/m3	1.5	0.23	1.68		04/22/14 15:00	10061-01-5	
trans-1,3-Dichloropropene	ND	ug/m3	1.5	0.25	1.68		04/22/14 15:00	10061-02-6	
Dichlorotetrafluoroethane	ND	ug/m3	2.4	0.42	1.68		04/22/14 15:00	76-14-2	
Ethanol	**126**	ug/m3	0.64	0.32	1.68		04/22/14 15:00	64-17-5	E
Ethyl acetate	**9.1**	ug/m3	1.2	0.21	1.68		04/22/14 15:00	141-78-6	
Ethylbenzene	**10.6**	ug/m3	1.5	0.30	1.68		04/22/14 15:00	100-41-4	
4-Ethyltoluene	**3.4**	ug/m3	1.7	0.29	1.68		04/22/14 15:00	622-96-8	
n-Heptane	**18.8**	ug/m3	1.4	0.27	1.68		04/22/14 15:00	142-82-5	
Hexachloro-1,3-butadiene	ND	ug/m3	3.7	0.69	1.68		04/22/14 15:00	87-68-3	
n-Hexane	**26.3**	ug/m3	1.2	0.17	1.68		04/22/14 15:00	110-54-3	
2-Hexanone	ND	ug/m3	1.4	0.36	1.68		04/22/14 15:00	591-78-6	
Methylene Chloride	**28.0**	ug/m3	1.2	0.59	1.68		04/22/14 15:00	75-09-2	
4-Methyl-2-pentanone (MIBK)	**1.8**	ug/m3	1.4	0.29	1.68		04/22/14 15:00	108-10-1	
Methyl-tert-butyl ether	ND	ug/m3	1.2	0.15	1.68		04/22/14 15:00	1634-04-4	
Naphthalene	ND	ug/m3	1.8	0.90	1.68		04/22/14 15:00	91-20-3	
2-Propanol	**37.8**	ug/m3	0.84	0.16	1.68		04/22/14 15:00	67-63-0	
Propylene	**62.9**	ug/m3	0.59	0.18	1.68		04/22/14 15:00	115-07-1	
Styrene	ND	ug/m3	1.5	0.23	1.68		04/22/14 15:00	100-42-5	
1,1,2,2-Tetrachloroethane	ND	ug/m3	1.2	0.39	1.68		04/22/14 15:00	79-34-5	

REPORT OF LABORATORY ANALYSIS

This report shall not be reproduced, except in full,
without the written consent of Pace Analytical Services, Inc..

Pace Analytical Services, Inc.
1700 Elm Street - Suite 200
Minneapolis, MN 55414
(612)607-1700

ANALYTICAL RESULTS

Project: 60317420 St. Louis Park Inv.
Pace Project No.: 10262793

Sample: VP-115 **Lab ID: 10262793004** Collected: 04/08/14 10:58 Received: 04/09/14 14:45 Matrix: Air

Parameters	Results	Units	Report Limit	MDL	DF	Prepared	Analyzed	CAS No.	Qual
TO15 MSV AIR	Analytical Method: TO-15								
Tetrachloroethene	**5.3**	ug/m3	1.2	0.32	1.68		04/22/14 15:00	127-18-4	
Tetrahydrofuran	**2.9**	ug/m3	1.0	0.23	1.68		04/22/14 15:00	109-99-9	
Toluene	**41.3**	ug/m3	1.3	0.23	1.68		04/22/14 15:00	108-88-3	
1,2,4-Trichlorobenzene	ND	ug/m3	2.5	0.61	1.68		04/22/14 15:00	120-82-1	
1,1,1-Trichloroethane	ND	ug/m3	1.9	0.23	1.68		04/22/14 15:00	71-55-6	
1,1,2-Trichloroethane	ND	ug/m3	0.92	0.41	1.68		04/22/14 15:00	79-00-5	
Trichloroethene	ND	ug/m3	0.92	0.30	1.68		04/22/14 15:00	79-01-6	
Trichlorofluoromethane	ND	ug/m3	1.9	0.23	1.68		04/22/14 15:00	75-69-4	
1,1,2-Trichlorotrifluoroethane	ND	ug/m3	2.7	0.27	1.68		04/22/14 15:00	76-13-1	
1,2,4-Trimethylbenzene	**10.2**	ug/m3	1.7	0.20	1.68		04/22/14 15:00	95-63-6	
1,3,5-Trimethylbenzene	**3.0**	ug/m3	1.7	0.35	1.68		04/22/14 15:00	108-67-8	
Vinyl acetate	ND	ug/m3	1.2	0.58	1.68		04/22/14 15:00	108-05-4	
Vinyl chloride	ND	ug/m3	0.44	0.16	1.68		04/22/14 15:00	75-01-4	
m&p-Xylene	**26.1**	ug/m3	3.0	0.24	1.68		04/22/14 15:00	179601-23-1	
o-Xylene	**8.7**	ug/m3	1.5	0.74	1.68		04/22/14 15:00	95-47-6	

REPORT OF LABORATORY ANALYSIS

This report shall not be reproduced, except in full,
without the written consent of Pace Analytical Services, Inc..

Pace Analytical Services, Inc.
1700 Elm Street - Suite 200
Minneapolis, MN 55414
(612)607-1700

ANALYTICAL RESULTS

Project: 60317420 St. Louis Park Inv.
Pace Project No.: 10262793

Sample: VP-114 **Lab ID: 10262793005** Collected: 04/08/14 11:15 Received: 04/09/14 14:45 Matrix: Air

Parameters	Results	Units	Report Limit	MDL	DF	Prepared	Analyzed	CAS No.	Qual
TO15 MSV AIR	Analytical Method: TO-15								
Acetone	**86.2**	ug/m3	0.81	0.40	1.68		04/22/14 15:22	67-64-1	
Benzene	**24.0**	ug/m3	0.55	0.20	1.68		04/22/14 15:22	71-43-2	
Benzyl chloride	ND	ug/m3	1.8	0.88	1.68		04/22/14 15:22	100-44-7	
Bromodichloromethane	ND	ug/m3	2.3	0.31	1.68		04/22/14 15:22	75-27-4	
Bromoform	ND	ug/m3	3.5	0.54	1.68		04/22/14 15:22	75-25-2	
Bromomethane	ND	ug/m3	1.3	0.45	1.68		04/22/14 15:22	74-83-9	
1,3-Butadiene	**16.3**	ug/m3	0.76	0.14	1.68		04/22/14 15:22	106-99-0	
2-Butanone (MEK)	**8.3**	ug/m3	1.0	0.50	1.68		04/22/14 15:22	78-93-3	
Carbon disulfide	**34.3**	ug/m3	1.1	0.12	1.68		04/22/14 15:22	75-15-0	
Carbon tetrachloride	ND	ug/m3	1.1	0.54	1.68		04/22/14 15:22	56-23-5	
Chlorobenzene	ND	ug/m3	1.6	0.18	1.68		04/22/14 15:22	108-90-7	
Chloroethane	ND	ug/m3	0.91	0.45	1.68		04/22/14 15:22	75-00-3	
Chloroform	**2.4**	ug/m3	1.7	0.30	1.68		04/22/14 15:22	67-66-3	
Chloromethane	ND	ug/m3	0.71	0.32	1.68		04/22/14 15:22	74-87-3	
Cyclohexane	**20.9**	ug/m3	1.2	0.21	1.68		04/22/14 15:22	110-82-7	
Dibromochloromethane	ND	ug/m3	2.9	1.5	1.68		04/22/14 15:22	124-48-1	
1,2-Dibromoethane (EDB)	ND	ug/m3	2.6	0.39	1.68		04/22/14 15:22	106-93-4	
1,2-Dichlorobenzene	ND	ug/m3	2.0	0.24	1.68		04/22/14 15:22	95-50-1	
1,3-Dichlorobenzene	ND	ug/m3	2.0	0.39	1.68		04/22/14 15:22	541-73-1	
1,4-Dichlorobenzene	ND	ug/m3	2.0	0.33	1.68		04/22/14 15:22	106-46-7	
Dichlorodifluoromethane	**2.3**	ug/m3	1.7	0.18	1.68		04/22/14 15:22	75-71-8	
1,1-Dichloroethane	ND	ug/m3	1.4	0.24	1.68		04/22/14 15:22	75-34-3	
1,2-Dichloroethane	ND	ug/m3	0.69	0.20	1.68		04/22/14 15:22	107-06-2	
1,1-Dichloroethene	ND	ug/m3	1.4	0.17	1.68		04/22/14 15:22	75-35-4	
cis-1,2-Dichloroethene	ND	ug/m3	1.4	0.33	1.68		04/22/14 15:22	156-59-2	
trans-1,2-Dichloroethene	ND	ug/m3	1.4	0.27	1.68		04/22/14 15:22	156-60-5	
1,2-Dichloropropane	ND	ug/m3	1.6	0.26	1.68		04/22/14 15:22	78-87-5	
cis-1,3-Dichloropropene	ND	ug/m3	1.5	0.23	1.68		04/22/14 15:22	10061-01-5	
trans-1,3-Dichloropropene	ND	ug/m3	1.5	0.25	1.68		04/22/14 15:22	10061-02-6	
Dichlorotetrafluoroethane	ND	ug/m3	2.4	0.42	1.68		04/22/14 15:22	76-14-2	
Ethanol	**113**	ug/m3	0.64	0.32	1.68		04/22/14 15:22	64-17-5	E
Ethyl acetate	**7.1**	ug/m3	1.2	0.21	1.68		04/22/14 15:22	141-78-6	
Ethylbenzene	**9.0**	ug/m3	1.5	0.30	1.68		04/22/14 15:22	100-41-4	
4-Ethyltoluene	**2.7**	ug/m3	1.7	0.29	1.68		04/22/14 15:22	622-96-8	
n-Heptane	**26.9**	ug/m3	1.4	0.27	1.68		04/22/14 15:22	142-82-5	
Hexachloro-1,3-butadiene	ND	ug/m3	3.7	0.69	1.68		04/22/14 15:22	87-68-3	
n-Hexane	**52.3**	ug/m3	1.2	0.17	1.68		04/22/14 15:22	110-54-3	
2-Hexanone	ND	ug/m3	1.4	0.36	1.68		04/22/14 15:22	591-78-6	
Methylene Chloride	ND	ug/m3	1.2	0.59	1.68		04/22/14 15:22	75-09-2	
4-Methyl-2-pentanone (MIBK)	**2.6**	ug/m3	1.4	0.29	1.68		04/22/14 15:22	108-10-1	
Methyl-tert-butyl ether	ND	ug/m3	1.2	0.15	1.68		04/22/14 15:22	1634-04-4	
Naphthalene	ND	ug/m3	1.8	0.90	1.68		04/22/14 15:22	91-20-3	
2-Propanol	**37.2**	ug/m3	0.84	0.16	1.68		04/22/14 15:22	67-63-0	
Propylene	**171**	ug/m3	0.59	0.18	1.68		04/22/14 15:22	115-07-1	E
Styrene	**1.5**	ug/m3	1.5	0.23	1.68		04/22/14 15:22	100-42-5	
1,1,2,2-Tetrachloroethane	ND	ug/m3	1.2	0.39	1.68		04/22/14 15:22	79-34-5	

REPORT OF LABORATORY ANALYSIS

This report shall not be reproduced, except in full,
without the written consent of Pace Analytical Services, Inc..

Pace Analytical Services, Inc.
1700 Elm Street - Suite 200
Minneapolis, MN 55414
(612)607-1700

ANALYTICAL RESULTS

Project: 60317420 St. Louis Park Inv.
Pace Project No.: 10262793

Sample: VP-114 **Lab ID: 10262793005** Collected: 04/08/14 11:15 Received: 04/09/14 14:45 Matrix: Air

Parameters	Results	Units	Report Limit	MDL	DF	Prepared	Analyzed	CAS No.	Qual
TO15 MSV AIR	Analytical Method: TO-15								
Tetrachloroethene	**4.8**	ug/m3	1.2	0.32	1.68		04/22/14 15:22	127-18-4	
Tetrahydrofuran	ND	ug/m3	1.0	0.23	1.68		04/22/14 15:22	109-99-9	
Toluene	**40.3**	ug/m3	1.3	0.23	1.68		04/22/14 15:22	108-88-3	
1,2,4-Trichlorobenzene	ND	ug/m3	2.5	0.61	1.68		04/22/14 15:22	120-82-1	
1,1,1-Trichloroethane	ND	ug/m3	1.9	0.23	1.68		04/22/14 15:22	71-55-6	
1,1,2-Trichloroethane	ND	ug/m3	0.92	0.41	1.68		04/22/14 15:22	79-00-5	
Trichloroethene	ND	ug/m3	0.92	0.30	1.68		04/22/14 15:22	79-01-6	
Trichlorofluoromethane	ND	ug/m3	1.9	0.23	1.68		04/22/14 15:22	75-69-4	
1,1,2-Trichlorotrifluoroethane	ND	ug/m3	2.7	0.27	1.68		04/22/14 15:22	76-13-1	
1,2,4-Trimethylbenzene	**9.1**	ug/m3	1.7	0.20	1.68		04/22/14 15:22	95-63-6	
1,3,5-Trimethylbenzene	**2.1**	ug/m3	1.7	0.35	1.68		04/22/14 15:22	108-67-8	
Vinyl acetate	ND	ug/m3	1.2	0.58	1.68		04/22/14 15:22	108-05-4	
Vinyl chloride	ND	ug/m3	0.44	0.16	1.68		04/22/14 15:22	75-01-4	
m&p-Xylene	**21.3**	ug/m3	3.0	0.24	1.68		04/22/14 15:22	179601-23-1	
o-Xylene	**7.0**	ug/m3	1.5	0.74	1.68		04/22/14 15:22	95-47-6	

REPORT OF LABORATORY ANALYSIS

This report shall not be reproduced, except in full,
without the written consent of Pace Analytical Services, Inc..

Pace Analytical Services, Inc.
1700 Elm Street - Suite 200
Minneapolis, MN 55414
(612)607-1700

ANALYTICAL RESULTS

Project: 60317420 St. Louis Park Inv.
Pace Project No.: 10262793

Sample: VP-113 **Lab ID: 10262793006** Collected: 04/08/14 11:35 Received: 04/09/14 14:45 Matrix: Air

Parameters	Results	Units	Report Limit	MDL	DF	Prepared	Analyzed	CAS No.	Qual
TO15 MSV AIR	Analytical Method: TO-15								
Acetone	**65.0**	ug/m3	0.81	0.40	1.68		04/22/14 15:45	67-64-1	
Benzene	**10.7**	ug/m3	0.55	0.20	1.68		04/22/14 15:45	71-43-2	
Benzyl chloride	ND	ug/m3	1.8	0.88	1.68		04/22/14 15:45	100-44-7	
Bromodichloromethane	ND	ug/m3	2.3	0.31	1.68		04/22/14 15:45	75-27-4	
Bromoform	ND	ug/m3	3.5	0.54	1.68		04/22/14 15:45	75-25-2	
Bromomethane	ND	ug/m3	1.3	0.45	1.68		04/22/14 15:45	74-83-9	
1,3-Butadiene	ND	ug/m3	0.76	0.14	1.68		04/22/14 15:45	106-99-0	
2-Butanone (MEK)	**11.4**	ug/m3	1.0	0.50	1.68		04/22/14 15:45	78-93-3	
Carbon disulfide	**35.5**	ug/m3	1.1	0.12	1.68		04/22/14 15:45	75-15-0	
Carbon tetrachloride	ND	ug/m3	1.1	0.54	1.68		04/22/14 15:45	56-23-5	
Chlorobenzene	ND	ug/m3	1.6	0.18	1.68		04/22/14 15:45	108-90-7	
Chloroethane	ND	ug/m3	0.91	0.45	1.68		04/22/14 15:45	75-00-3	
Chloroform	ND	ug/m3	1.7	0.30	1.68		04/22/14 15:45	67-66-3	
Chloromethane	ND	ug/m3	0.71	0.32	1.68		04/22/14 15:45	74-87-3	
Cyclohexane	**9.6**	ug/m3	1.2	0.21	1.68		04/22/14 15:45	110-82-7	
Dibromochloromethane	ND	ug/m3	2.9	1.5	1.68		04/22/14 15:45	124-48-1	
1,2-Dibromoethane (EDB)	ND	ug/m3	2.6	0.39	1.68		04/22/14 15:45	106-93-4	
1,2-Dichlorobenzene	ND	ug/m3	2.0	0.24	1.68		04/22/14 15:45	95-50-1	
1,3-Dichlorobenzene	ND	ug/m3	2.0	0.39	1.68		04/22/14 15:45	541-73-1	
1,4-Dichlorobenzene	ND	ug/m3	2.0	0.33	1.68		04/22/14 15:45	106-46-7	
Dichlorodifluoromethane	**2.2**	ug/m3	1.7	0.18	1.68		04/22/14 15:45	75-71-8	
1,1-Dichloroethane	ND	ug/m3	1.4	0.24	1.68		04/22/14 15:45	75-34-3	
1,2-Dichloroethane	ND	ug/m3	0.69	0.20	1.68		04/22/14 15:45	107-06-2	
1,1-Dichloroethene	ND	ug/m3	1.4	0.17	1.68		04/22/14 15:45	75-35-4	
cis-1,2-Dichloroethene	ND	ug/m3	1.4	0.33	1.68		04/22/14 15:45	156-59-2	
trans-1,2-Dichloroethene	ND	ug/m3	1.4	0.27	1.68		04/22/14 15:45	156-60-5	
1,2-Dichloropropane	ND	ug/m3	1.6	0.26	1.68		04/22/14 15:45	78-87-5	
cis-1,3-Dichloropropene	ND	ug/m3	1.5	0.23	1.68		04/22/14 15:45	10061-01-5	
trans-1,3-Dichloropropene	ND	ug/m3	1.5	0.25	1.68		04/22/14 15:45	10061-02-6	
Dichlorotetrafluoroethane	ND	ug/m3	2.4	0.42	1.68		04/22/14 15:45	76-14-2	
Ethanol	**151**	ug/m3	0.64	0.32	1.68		04/22/14 15:45	64-17-5	E
Ethyl acetate	**7.6**	ug/m3	1.2	0.21	1.68		04/22/14 15:45	141-78-6	
Ethylbenzene	**10.7**	ug/m3	1.5	0.30	1.68		04/22/14 15:45	100-41-4	
4-Ethyltoluene	**5.6**	ug/m3	1.7	0.29	1.68		04/22/14 15:45	622-96-8	
n-Heptane	**13.8**	ug/m3	1.4	0.27	1.68		04/22/14 15:45	142-82-5	
Hexachloro-1,3-butadiene	ND	ug/m3	3.7	0.69	1.68		04/22/14 15:45	87-68-3	
n-Hexane	**22.7**	ug/m3	1.2	0.17	1.68		04/22/14 15:45	110-54-3	
2-Hexanone	ND	ug/m3	1.4	0.36	1.68		04/22/14 15:45	591-78-6	
Methylene Chloride	**19.9**	ug/m3	1.2	0.59	1.68		04/22/14 15:45	75-09-2	
4-Methyl-2-pentanone (MIBK)	**5.8**	ug/m3	1.4	0.29	1.68		04/22/14 15:45	108-10-1	
Methyl-tert-butyl ether	ND	ug/m3	1.2	0.15	1.68		04/22/14 15:45	1634-04-4	
Naphthalene	**21.0**	ug/m3	1.8	0.90	1.68		04/22/14 15:45	91-20-3	
2-Propanol	**17.5**	ug/m3	0.84	0.16	1.68		04/22/14 15:45	67-63-0	
Propylene	**63.8**	ug/m3	0.59	0.18	1.68		04/22/14 15:45	115-07-1	
Styrene	ND	ug/m3	1.5	0.23	1.68		04/22/14 15:45	100-42-5	
1,1,2,2-Tetrachloroethane	ND	ug/m3	1.2	0.39	1.68		04/22/14 15:45	79-34-5	

REPORT OF LABORATORY ANALYSIS

This report shall not be reproduced, except in full,
without the written consent of Pace Analytical Services, Inc..

Pace Analytical Services, Inc.
1700 Elm Street - Suite 200
Minneapolis, MN 55414
(612)607-1700

ANALYTICAL RESULTS

Project: 60317420 St. Louis Park Inv.
Pace Project No.: 10262793

Sample: VP-113 **Lab ID: 10262793006** Collected: 04/08/14 11:35 Received: 04/09/14 14:45 Matrix: Air

Parameters	Results	Units	Report Limit	MDL	DF	Prepared	Analyzed	CAS No.	Qual
TO15 MSV AIR	Analytical Method: TO-15								
Tetrachloroethene	**4.8**	ug/m3	1.2	0.32	1.68		04/22/14 15:45	127-18-4	
Tetrahydrofuran	**13.8**	ug/m3	1.0	0.23	1.68		04/22/14 15:45	109-99-9	
Toluene	**33.5**	ug/m3	1.3	0.23	1.68		04/22/14 15:45	108-88-3	
1,2,4-Trichlorobenzene	ND	ug/m3	2.5	0.61	1.68		04/22/14 15:45	120-82-1	
1,1,1-Trichloroethane	ND	ug/m3	1.9	0.23	1.68		04/22/14 15:45	71-55-6	
1,1,2-Trichloroethane	ND	ug/m3	0.92	0.41	1.68		04/22/14 15:45	79-00-5	
Trichloroethene	ND	ug/m3	0.92	0.30	1.68		04/22/14 15:45	79-01-6	
Trichlorofluoromethane	ND	ug/m3	1.9	0.23	1.68		04/22/14 15:45	75-69-4	
1,1,2-Trichlorotrifluoroethane	ND	ug/m3	2.7	0.27	1.68		04/22/14 15:45	76-13-1	
1,2,4-Trimethylbenzene	**18.5**	ug/m3	1.7	0.20	1.68		04/22/14 15:45	95-63-6	
1,3,5-Trimethylbenzene	**5.2**	ug/m3	1.7	0.35	1.68		04/22/14 15:45	108-67-8	
Vinyl acetate	ND	ug/m3	1.2	0.58	1.68		04/22/14 15:45	108-05-4	
Vinyl chloride	ND	ug/m3	0.44	0.16	1.68		04/22/14 15:45	75-01-4	
m&p-Xylene	**38.6**	ug/m3	3.0	0.24	1.68		04/22/14 15:45	179601-23-1	
o-Xylene	**13.8**	ug/m3	1.5	0.74	1.68		04/22/14 15:45	95-47-6	

REPORT OF LABORATORY ANALYSIS

This report shall not be reproduced, except in full,
without the written consent of Pace Analytical Services, Inc..

Pace Analytical Services, Inc.
1700 Elm Street - Suite 200
Minneapolis, MN 55414
(612)607-1700

ANALYTICAL RESULTS

Project: 60317420 St. Louis Park Inv.
Pace Project No.: 10262793

Sample: VP-112 **Lab ID: 10262793007** Collected: 04/08/14 12:25 Received: 04/09/14 14:45 Matrix: Air

Parameters	Results	Units	Report Limit	MDL	DF	Prepared	Analyzed	CAS No.	Qual
TO15 MSV AIR	Analytical Method: TO-15								
Acetone	**86.3**	ug/m3	16.1	8.1	33.6		04/23/14 15:11	67-64-1	
Benzene	**2.1**	ug/m3	0.55	0.20	1.68		04/22/14 16:09	71-43-2	
Benzyl chloride	ND	ug/m3	1.8	0.88	1.68		04/22/14 16:09	100-44-7	
Bromodichloromethane	ND	ug/m3	2.3	0.31	1.68		04/22/14 16:09	75-27-4	
Bromoform	ND	ug/m3	3.5	0.54	1.68		04/22/14 16:09	75-25-2	
Bromomethane	ND	ug/m3	1.3	0.45	1.68		04/22/14 16:09	74-83-9	
1,3-Butadiene	ND	ug/m3	0.76	0.14	1.68		04/22/14 16:09	106-99-0	
2-Butanone (MEK)	**3.0**	ug/m3	1.0	0.50	1.68		04/22/14 16:09	78-93-3	
Carbon disulfide	**3.7**	ug/m3	1.1	0.12	1.68		04/22/14 16:09	75-15-0	
Carbon tetrachloride	ND	ug/m3	1.1	0.54	1.68		04/22/14 16:09	56-23-5	
Chlorobenzene	ND	ug/m3	1.6	0.18	1.68		04/22/14 16:09	108-90-7	
Chloroethane	ND	ug/m3	0.91	0.45	1.68		04/22/14 16:09	75-00-3	
Chloroform	ND	ug/m3	1.7	0.30	1.68		04/22/14 16:09	67-66-3	
Chloromethane	ND	ug/m3	0.71	0.32	1.68		04/22/14 16:09	74-87-3	
Cyclohexane	**2.7**	ug/m3	1.2	0.21	1.68		04/22/14 16:09	110-82-7	
Dibromochloromethane	ND	ug/m3	2.9	1.5	1.68		04/22/14 16:09	124-48-1	
1,2-Dibromoethane (EDB)	ND	ug/m3	2.6	0.39	1.68		04/22/14 16:09	106-93-4	
1,2-Dichlorobenzene	ND	ug/m3	2.0	0.24	1.68		04/22/14 16:09	95-50-1	
1,3-Dichlorobenzene	ND	ug/m3	2.0	0.39	1.68		04/22/14 16:09	541-73-1	
1,4-Dichlorobenzene	ND	ug/m3	2.0	0.33	1.68		04/22/14 16:09	106-46-7	
Dichlorodifluoromethane	**3.4**	ug/m3	1.7	0.18	1.68		04/22/14 16:09	75-71-8	
1,1-Dichloroethane	ND	ug/m3	1.4	0.24	1.68		04/22/14 16:09	75-34-3	
1,2-Dichloroethane	ND	ug/m3	0.69	0.20	1.68		04/22/14 16:09	107-06-2	
1,1-Dichloroethene	ND	ug/m3	1.4	0.17	1.68		04/22/14 16:09	75-35-4	
cis-1,2-Dichloroethene	ND	ug/m3	1.4	0.33	1.68		04/22/14 16:09	156-59-2	
trans-1,2-Dichloroethene	ND	ug/m3	1.4	0.27	1.68		04/22/14 16:09	156-60-5	
1,2-Dichloropropane	ND	ug/m3	1.6	0.26	1.68		04/22/14 16:09	78-87-5	
cis-1,3-Dichloropropene	ND	ug/m3	1.5	0.23	1.68		04/22/14 16:09	10061-01-5	
trans-1,3-Dichloropropene	ND	ug/m3	1.5	0.25	1.68		04/22/14 16:09	10061-02-6	
Dichlorotetrafluoroethane	ND	ug/m3	2.4	0.42	1.68		04/22/14 16:09	76-14-2	
Ethanol	**35.4**	ug/m3	0.64	0.32	1.68		04/22/14 16:09	64-17-5	
Ethyl acetate	ND	ug/m3	1.2	0.21	1.68		04/22/14 16:09	141-78-6	
Ethylbenzene	**3.1**	ug/m3	1.5	0.30	1.68		04/22/14 16:09	100-41-4	
4-Ethyltoluene	ND	ug/m3	1.7	0.29	1.68		04/22/14 16:09	622-96-8	
n-Heptane	**3.8**	ug/m3	1.4	0.27	1.68		04/22/14 16:09	142-82-5	
Hexachloro-1,3-butadiene	ND	ug/m3	3.7	0.69	1.68		04/22/14 16:09	87-68-3	
n-Hexane	**34.4**	ug/m3	1.2	0.17	1.68		04/22/14 16:09	110-54-3	
2-Hexanone	ND	ug/m3	1.4	0.36	1.68		04/22/14 16:09	591-78-6	
Methylene Chloride	**4790**	ug/m3	23.9	11.9	33.6		04/23/14 15:11	75-09-2	E
4-Methyl-2-pentanone (MIBK)	ND	ug/m3	1.4	0.29	1.68		04/22/14 16:09	108-10-1	
Methyl-tert-butyl ether	ND	ug/m3	1.2	0.15	1.68		04/22/14 16:09	1634-04-4	
Naphthalene	ND	ug/m3	1.8	0.90	1.68		04/22/14 16:09	91-20-3	
2-Propanol	**8.1**	ug/m3	0.84	0.16	1.68		04/22/14 16:09	67-63-0	
Propylene	**12.6**	ug/m3	0.59	0.18	1.68		04/22/14 16:09	115-07-1	
Styrene	ND	ug/m3	1.5	0.23	1.68		04/22/14 16:09	100-42-5	
1,1,2,2-Tetrachloroethane	ND	ug/m3	1.2	0.39	1.68		04/22/14 16:09	79-34-5	

REPORT OF LABORATORY ANALYSIS

This report shall not be reproduced, except in full,
without the written consent of Pace Analytical Services, Inc..

Pace Analytical Services, Inc.
1700 Elm Street - Suite 200
Minneapolis, MN 55414
(612)607-1700

ANALYTICAL RESULTS

Project: 60317420 St. Louis Park Inv.
Pace Project No.: 10262793

Sample: VP-112 **Lab ID: 10262793007** Collected: 04/08/14 12:25 Received: 04/09/14 14:45 Matrix: Air

Parameters	Results	Units	Report Limit	MDL	DF	Prepared	Analyzed	CAS No.	Qual
TO15 MSV AIR	Analytical Method: TO-15								
Tetrachloroethene	ND	ug/m3	1.2	0.32	1.68		04/22/14 16:09	127-18-4	
Tetrahydrofuran	ND	ug/m3	1.0	0.23	1.68		04/22/14 16:09	109-99-9	
Toluene	**32.2**	ug/m3	1.3	0.23	1.68		04/22/14 16:09	108-88-3	
1,2,4-Trichlorobenzene	ND	ug/m3	2.5	0.61	1.68		04/22/14 16:09	120-82-1	
1,1,1-Trichloroethane	ND	ug/m3	1.9	0.23	1.68		04/22/14 16:09	71-55-6	
1,1,2-Trichloroethane	ND	ug/m3	0.92	0.41	1.68		04/22/14 16:09	79-00-5	
Trichloroethene	ND	ug/m3	0.92	0.30	1.68		04/22/14 16:09	79-01-6	
Trichlorofluoromethane	ND	ug/m3	1.9	0.23	1.68		04/22/14 16:09	75-69-4	
1,1,2-Trichlorotrifluoroethane	ND	ug/m3	2.7	0.27	1.68		04/22/14 16:09	76-13-1	
1,2,4-Trimethylbenzene	**3.6**	ug/m3	1.7	0.20	1.68		04/22/14 16:09	95-63-6	
1,3,5-Trimethylbenzene	ND	ug/m3	1.7	0.35	1.68		04/22/14 16:09	108-67-8	
Vinyl acetate	ND	ug/m3	1.2	0.58	1.68		04/22/14 16:09	108-05-4	
Vinyl chloride	ND	ug/m3	0.44	0.16	1.68		04/22/14 16:09	75-01-4	
m&p-Xylene	**10.4**	ug/m3	3.0	0.24	1.68		04/22/14 16:09	179601-23-1	
o-Xylene	**3.0**	ug/m3	1.5	0.74	1.68		04/22/14 16:09	95-47-6	

REPORT OF LABORATORY ANALYSIS

This report shall not be reproduced, except in full,
without the written consent of Pace Analytical Services, Inc..

Pace Analytical Services, Inc.
1700 Elm Street - Suite 200
Minneapolis, MN 55414
(612)607-1700

ANALYTICAL RESULTS

Project: 60317420 St. Louis Park Inv.
Pace Project No.: 10262793

Sample: VP-111 **Lab ID: 10262793008** Collected: 04/08/14 12:50 Received: 04/09/14 14:45 Matrix: Air

Parameters	Results	Units	Report Limit	MDL	DF	Prepared	Analyzed	CAS No.	Qual
TO15 MSV AIR	Analytical Method: TO-15								
Acetone	**61.5**	ug/m3	0.81	0.40	1.68		04/22/14 16:35	67-64-1	
Benzene	**14.9**	ug/m3	0.55	0.20	1.68		04/22/14 16:35	71-43-2	
Benzyl chloride	ND	ug/m3	1.8	0.88	1.68		04/22/14 16:35	100-44-7	
Bromodichloromethane	ND	ug/m3	2.3	0.31	1.68		04/22/14 16:35	75-27-4	
Bromoform	ND	ug/m3	3.5	0.54	1.68		04/22/14 16:35	75-25-2	
Bromomethane	ND	ug/m3	1.3	0.45	1.68		04/22/14 16:35	74-83-9	
1,3-Butadiene	ND	ug/m3	0.76	0.14	1.68		04/22/14 16:35	106-99-0	
2-Butanone (MEK)	**7.7**	ug/m3	1.0	0.50	1.68		04/22/14 16:35	78-93-3	
Carbon disulfide	**68.8**	ug/m3	1.1	0.12	1.68		04/22/14 16:35	75-15-0	
Carbon tetrachloride	ND	ug/m3	1.1	0.54	1.68		04/22/14 16:35	56-23-5	
Chlorobenzene	ND	ug/m3	1.6	0.18	1.68		04/22/14 16:35	108-90-7	
Chloroethane	ND	ug/m3	0.91	0.45	1.68		04/22/14 16:35	75-00-3	
Chloroform	ND	ug/m3	1.7	0.30	1.68		04/22/14 16:35	67-66-3	
Chloromethane	ND	ug/m3	0.71	0.32	1.68		04/22/14 16:35	74-87-3	
Cyclohexane	**13.0**	ug/m3	1.2	0.21	1.68		04/22/14 16:35	110-82-7	
Dibromochloromethane	ND	ug/m3	2.9	1.5	1.68		04/22/14 16:35	124-48-1	
1,2-Dibromoethane (EDB)	ND	ug/m3	2.6	0.39	1.68		04/22/14 16:35	106-93-4	
1,2-Dichlorobenzene	ND	ug/m3	2.0	0.24	1.68		04/22/14 16:35	95-50-1	
1,3-Dichlorobenzene	ND	ug/m3	2.0	0.39	1.68		04/22/14 16:35	541-73-1	
1,4-Dichlorobenzene	ND	ug/m3	2.0	0.33	1.68		04/22/14 16:35	106-46-7	
Dichlorodifluoromethane	**2.3**	ug/m3	1.7	0.18	1.68		04/22/14 16:35	75-71-8	
1,1-Dichloroethane	ND	ug/m3	1.4	0.24	1.68		04/22/14 16:35	75-34-3	
1,2-Dichloroethane	ND	ug/m3	0.69	0.20	1.68		04/22/14 16:35	107-06-2	
1,1-Dichloroethene	ND	ug/m3	1.4	0.17	1.68		04/22/14 16:35	75-35-4	
cis-1,2-Dichloroethene	ND	ug/m3	1.4	0.33	1.68		04/22/14 16:35	156-59-2	
trans-1,2-Dichloroethene	ND	ug/m3	1.4	0.27	1.68		04/22/14 16:35	156-60-5	
1,2-Dichloropropane	ND	ug/m3	1.6	0.26	1.68		04/22/14 16:35	78-87-5	
cis-1,3-Dichloropropene	ND	ug/m3	1.5	0.23	1.68		04/22/14 16:35	10061-01-5	
trans-1,3-Dichloropropene	ND	ug/m3	1.5	0.25	1.68		04/22/14 16:35	10061-02-6	
Dichlorotetrafluoroethane	ND	ug/m3	2.4	0.42	1.68		04/22/14 16:35	76-14-2	
Ethanol	**106**	ug/m3	0.64	0.32	1.68		04/22/14 16:35	64-17-5	
Ethyl acetate	**6.0**	ug/m3	1.2	0.21	1.68		04/22/14 16:35	141-78-6	
Ethylbenzene	**5.6**	ug/m3	1.5	0.30	1.68		04/22/14 16:35	100-41-4	
4-Ethyltoluene	**3.3**	ug/m3	1.7	0.29	1.68		04/22/14 16:35	622-96-8	
n-Heptane	**14.6**	ug/m3	1.4	0.27	1.68		04/22/14 16:35	142-82-5	
Hexachloro-1,3-butadiene	ND	ug/m3	3.7	0.69	1.68		04/22/14 16:35	87-68-3	
n-Hexane	**33.7**	ug/m3	1.2	0.17	1.68		04/22/14 16:35	110-54-3	
2-Hexanone	ND	ug/m3	1.4	0.36	1.68		04/22/14 16:35	591-78-6	
Methylene Chloride	**53.8**	ug/m3	1.2	0.59	1.68		04/22/14 16:35	75-09-2	
4-Methyl-2-pentanone (MIBK)	ND	ug/m3	1.4	0.29	1.68		04/22/14 16:35	108-10-1	
Methyl-tert-butyl ether	ND	ug/m3	1.2	0.15	1.68		04/22/14 16:35	1634-04-4	
Naphthalene	**2.4**	ug/m3	1.8	0.90	1.68		04/22/14 16:35	91-20-3	
2-Propanol	**19.7**	ug/m3	0.84	0.16	1.68		04/22/14 16:35	67-63-0	
Propylene	**168**	ug/m3	0.59	0.18	1.68		04/22/14 16:35	115-07-1	E
Styrene	ND	ug/m3	1.5	0.23	1.68		04/22/14 16:35	100-42-5	
1,1,2,2-Tetrachloroethane	ND	ug/m3	1.2	0.39	1.68		04/22/14 16:35	79-34-5	

REPORT OF LABORATORY ANALYSIS

This report shall not be reproduced, except in full,
without the written consent of Pace Analytical Services, Inc..

Pace Analytical Services, Inc.
1700 Elm Street - Suite 200
Minneapolis, MN 55414
(612)607-1700

ANALYTICAL RESULTS

Project: 60317420 St. Louis Park Inv.
Pace Project No.: 10262793

Sample: VP-111 **Lab ID: 10262793008** Collected: 04/08/14 12:50 Received: 04/09/14 14:45 Matrix: Air

Parameters	Results	Units	Report Limit	MDL	DF	Prepared	Analyzed	CAS No.	Qual
TO15 MSV AIR	Analytical Method: TO-15								
Tetrachloroethene	**4.6**	ug/m3	1.2	0.32	1.68		04/22/14 16:35	127-18-4	
Tetrahydrofuran	**2.3**	ug/m3	1.0	0.23	1.68		04/22/14 16:35	109-99-9	
Toluene	**26.3**	ug/m3	1.3	0.23	1.68		04/22/14 16:35	108-88-3	
1,2,4-Trichlorobenzene	ND	ug/m3	2.5	0.61	1.68		04/22/14 16:35	120-82-1	
1,1,1-Trichloroethane	ND	ug/m3	1.9	0.23	1.68		04/22/14 16:35	71-55-6	
1,1,2-Trichloroethane	ND	ug/m3	0.92	0.41	1.68		04/22/14 16:35	79-00-5	
Trichloroethene	ND	ug/m3	0.92	0.30	1.68		04/22/14 16:35	79-01-6	
Trichlorofluoromethane	ND	ug/m3	1.9	0.23	1.68		04/22/14 16:35	75-69-4	
1,1,2-Trichlorotrifluoroethane	ND	ug/m3	2.7	0.27	1.68		04/22/14 16:35	76-13-1	
1,2,4-Trimethylbenzene	**8.6**	ug/m3	1.7	0.20	1.68		04/22/14 16:35	95-63-6	
1,3,5-Trimethylbenzene	ND	ug/m3	1.7	0.35	1.68		04/22/14 16:35	108-67-8	
Vinyl acetate	ND	ug/m3	1.2	0.58	1.68		04/22/14 16:35	108-05-4	
Vinyl chloride	ND	ug/m3	0.44	0.16	1.68		04/22/14 16:35	75-01-4	
m&p-Xylene	**20.5**	ug/m3	3.0	0.24	1.68		04/22/14 16:35	179601-23-1	
o-Xylene	**6.8**	ug/m3	1.5	0.74	1.68		04/22/14 16:35	95-47-6	

REPORT OF LABORATORY ANALYSIS

This report shall not be reproduced, except in full,
without the written consent of Pace Analytical Services, Inc..

Pace Analytical Services, Inc.
1700 Elm Street - Suite 200
Minneapolis, MN 55414
(612)607-1700

ANALYTICAL RESULTS

Project: 60317420 St. Louis Park Inv.
Pace Project No.: 10262793

Sample: VP-110 **Lab ID: 10262793009** Collected: 04/08/14 15:05 Received: 04/09/14 14:45 Matrix: Air

Parameters	Results	Units	Report Limit	MDL	DF	Prepared	Analyzed	CAS No.	Qual
TO15 MSV AIR	Analytical Method: TO-15								
Acetone	**247**	ug/m3	0.81	0.40	1.68		04/22/14 16:58	67-64-1	E
Benzene	**11.4**	ug/m3	0.55	0.20	1.68		04/22/14 16:58	71-43-2	
Benzyl chloride	ND	ug/m3	1.8	0.88	1.68		04/22/14 16:58	100-44-7	
Bromodichloromethane	ND	ug/m3	2.3	0.31	1.68		04/22/14 16:58	75-27-4	
Bromoform	ND	ug/m3	3.5	0.54	1.68		04/22/14 16:58	75-25-2	
Bromomethane	ND	ug/m3	1.3	0.45	1.68		04/22/14 16:58	74-83-9	
1,3-Butadiene	ND	ug/m3	0.76	0.14	1.68		04/22/14 16:58	106-99-0	
2-Butanone (MEK)	**56.9**	ug/m3	1.0	0.50	1.68		04/22/14 16:58	78-93-3	
Carbon disulfide	**11.8**	ug/m3	1.1	0.12	1.68		04/22/14 16:58	75-15-0	
Carbon tetrachloride	ND	ug/m3	1.1	0.54	1.68		04/22/14 16:58	56-23-5	
Chlorobenzene	ND	ug/m3	1.6	0.18	1.68		04/22/14 16:58	108-90-7	
Chloroethane	ND	ug/m3	0.91	0.45	1.68		04/22/14 16:58	75-00-3	
Chloroform	ND	ug/m3	1.7	0.30	1.68		04/22/14 16:58	67-66-3	
Chloromethane	ND	ug/m3	0.71	0.32	1.68		04/22/14 16:58	74-87-3	
Cyclohexane	**9.1**	ug/m3	1.2	0.21	1.68		04/22/14 16:58	110-82-7	
Dibromochloromethane	ND	ug/m3	2.9	1.5	1.68		04/22/14 16:58	124-48-1	
1,2-Dibromoethane (EDB)	ND	ug/m3	2.6	0.39	1.68		04/22/14 16:58	106-93-4	
1,2-Dichlorobenzene	ND	ug/m3	2.0	0.24	1.68		04/22/14 16:58	95-50-1	
1,3-Dichlorobenzene	ND	ug/m3	2.0	0.39	1.68		04/22/14 16:58	541-73-1	
1,4-Dichlorobenzene	ND	ug/m3	2.0	0.33	1.68		04/22/14 16:58	106-46-7	
Dichlorodifluoromethane	**1.7**	ug/m3	1.7	0.18	1.68		04/22/14 16:58	75-71-8	
1,1-Dichloroethane	ND	ug/m3	1.4	0.24	1.68		04/22/14 16:58	75-34-3	
1,2-Dichloroethane	ND	ug/m3	0.69	0.20	1.68		04/22/14 16:58	107-06-2	
1,1-Dichloroethene	ND	ug/m3	1.4	0.17	1.68		04/22/14 16:58	75-35-4	
cis-1,2-Dichloroethene	ND	ug/m3	1.4	0.33	1.68		04/22/14 16:58	156-59-2	
trans-1,2-Dichloroethene	ND	ug/m3	1.4	0.27	1.68		04/22/14 16:58	156-60-5	
1,2-Dichloropropane	ND	ug/m3	1.6	0.26	1.68		04/22/14 16:58	78-87-5	
cis-1,3-Dichloropropene	ND	ug/m3	1.5	0.23	1.68		04/22/14 16:58	10061-01-5	
trans-1,3-Dichloropropene	ND	ug/m3	1.5	0.25	1.68		04/22/14 16:58	10061-02-6	
Dichlorotetrafluoroethane	ND	ug/m3	2.4	0.42	1.68		04/22/14 16:58	76-14-2	
Ethanol	**177**	ug/m3	0.64	0.32	1.68		04/22/14 16:58	64-17-5	E
Ethyl acetate	**34.8**	ug/m3	1.2	0.21	1.68		04/22/14 16:58	141-78-6	
Ethylbenzene	**26.8**	ug/m3	1.5	0.30	1.68		04/22/14 16:58	100-41-4	
4-Ethyltoluene	**11.1**	ug/m3	1.7	0.29	1.68		04/22/14 16:58	622-96-8	
n-Heptane	**20.8**	ug/m3	1.4	0.27	1.68		04/22/14 16:58	142-82-5	
Hexachloro-1,3-butadiene	ND	ug/m3	3.7	0.69	1.68		04/22/14 16:58	87-68-3	
n-Hexane	**21.1**	ug/m3	1.2	0.17	1.68		04/22/14 16:58	110-54-3	
2-Hexanone	**2.3**	ug/m3	1.4	0.36	1.68		04/22/14 16:58	591-78-6	
Methylene Chloride	**12.6**	ug/m3	1.2	0.59	1.68		04/22/14 16:58	75-09-2	
4-Methyl-2-pentanone (MIBK)	**5.1**	ug/m3	1.4	0.29	1.68		04/22/14 16:58	108-10-1	
Methyl-tert-butyl ether	ND	ug/m3	1.2	0.15	1.68		04/22/14 16:58	1634-04-4	
Naphthalene	ND	ug/m3	1.8	0.90	1.68		04/22/14 16:58	91-20-3	
2-Propanol	**29.5**	ug/m3	0.84	0.16	1.68		04/22/14 16:58	67-63-0	
Propylene	**36.7**	ug/m3	0.59	0.18	1.68		04/22/14 16:58	115-07-1	
Styrene	**1.6**	ug/m3	1.5	0.23	1.68		04/22/14 16:58	100-42-5	
1,1,2,2-Tetrachloroethane	ND	ug/m3	1.2	0.39	1.68		04/22/14 16:58	79-34-5	

REPORT OF LABORATORY ANALYSIS

This report shall not be reproduced, except in full,
without the written consent of Pace Analytical Services, Inc..

Pace Analytical Services, Inc.
1700 Elm Street - Suite 200
Minneapolis, MN 55414
(612)607-1700

ANALYTICAL RESULTS

Project: 60317420 St. Louis Park Inv.
Pace Project No.: 10262793

Sample: VP-110 **Lab ID: 10262793009** Collected: 04/08/14 15:05 Received: 04/09/14 14:45 Matrix: Air

Parameters	Results	Units	Report Limit	MDL	DF	Prepared	Analyzed	CAS No.	Qual
TO15 MSV AIR	Analytical Method: TO-15								
Tetrachloroethene	**25.6**	ug/m3	1.2	0.32	1.68		04/22/14 16:58	127-18-4	
Tetrahydrofuran	**11.2**	ug/m3	1.0	0.23	1.68		04/22/14 16:58	109-99-9	
Toluene	**48.3**	ug/m3	1.3	0.23	1.68		04/22/14 16:58	108-88-3	
1,2,4-Trichlorobenzene	ND	ug/m3	2.5	0.61	1.68		04/22/14 16:58	120-82-1	
1,1,1-Trichloroethane	ND	ug/m3	1.9	0.23	1.68		04/22/14 16:58	71-55-6	
1,1,2-Trichloroethane	ND	ug/m3	0.92	0.41	1.68		04/22/14 16:58	79-00-5	
Trichloroethene	ND	ug/m3	0.92	0.30	1.68		04/22/14 16:58	79-01-6	
Trichlorofluoromethane	ND	ug/m3	1.9	0.23	1.68		04/22/14 16:58	75-69-4	
1,1,2-Trichlorotrifluoroethane	ND	ug/m3	2.7	0.27	1.68		04/22/14 16:58	76-13-1	
1,2,4-Trimethylbenzene	**28.9**	ug/m3	1.7	0.20	1.68		04/22/14 16:58	95-63-6	
1,3,5-Trimethylbenzene	**9.5**	ug/m3	1.7	0.35	1.68		04/22/14 16:58	108-67-8	
Vinyl acetate	ND	ug/m3	1.2	0.58	1.68		04/22/14 16:58	108-05-4	
Vinyl chloride	ND	ug/m3	0.44	0.16	1.68		04/22/14 16:58	75-01-4	
m&p-Xylene	**51.1**	ug/m3	3.0	0.24	1.68		04/22/14 16:58	179601-23-1	
o-Xylene	**18.4**	ug/m3	1.5	0.74	1.68		04/22/14 16:58	95-47-6	

REPORT OF LABORATORY ANALYSIS

This report shall not be reproduced, except in full,
without the written consent of Pace Analytical Services, Inc..

Pace Analytical Services, Inc.
1700 Elm Street - Suite 200
Minneapolis, MN 55414
(612)607-1700

ANALYTICAL RESULTS

Project: 60317420 St. Louis Park Inv.
Pace Project No.: 10262793

Sample: VP-109 **Lab ID: 10262793010** Collected: 04/08/14 15:08 Received: 04/09/14 14:45 Matrix: Air

Parameters	Results	Units	Report Limit	MDL	DF	Prepared	Analyzed	CAS No.	Qual
TO15 MSV AIR	Analytical Method: TO-15								
Acetone	**332**	ug/m3	0.81	0.40	1.68		04/22/14 17:36	67-64-1	E
Benzene	**7.0**	ug/m3	0.55	0.20	1.68		04/22/14 17:36	71-43-2	
Benzyl chloride	ND	ug/m3	1.8	0.88	1.68		04/22/14 17:36	100-44-7	
Bromodichloromethane	ND	ug/m3	2.3	0.31	1.68		04/22/14 17:36	75-27-4	
Bromoform	ND	ug/m3	3.5	0.54	1.68		04/22/14 17:36	75-25-2	
Bromomethane	ND	ug/m3	1.3	0.45	1.68		04/22/14 17:36	74-83-9	
1,3-Butadiene	ND	ug/m3	0.76	0.14	1.68		04/22/14 17:36	106-99-0	
2-Butanone (MEK)	**81.0**	ug/m3	1.0	0.50	1.68		04/22/14 17:36	78-93-3	
Carbon disulfide	**8.0**	ug/m3	1.1	0.12	1.68		04/22/14 17:36	75-15-0	
Carbon tetrachloride	ND	ug/m3	1.1	0.54	1.68		04/22/14 17:36	56-23-5	
Chlorobenzene	ND	ug/m3	1.6	0.18	1.68		04/22/14 17:36	108-90-7	
Chloroethane	ND	ug/m3	0.91	0.45	1.68		04/22/14 17:36	75-00-3	
Chloroform	ND	ug/m3	1.7	0.30	1.68		04/22/14 17:36	67-66-3	
Chloromethane	ND	ug/m3	0.71	0.32	1.68		04/22/14 17:36	74-87-3	
Cyclohexane	**5.5**	ug/m3	1.2	0.21	1.68		04/22/14 17:36	110-82-7	
Dibromochloromethane	ND	ug/m3	2.9	1.5	1.68		04/22/14 17:36	124-48-1	
1,2-Dibromoethane (EDB)	ND	ug/m3	2.6	0.39	1.68		04/22/14 17:36	106-93-4	
1,2-Dichlorobenzene	ND	ug/m3	2.0	0.24	1.68		04/22/14 17:36	95-50-1	
1,3-Dichlorobenzene	ND	ug/m3	2.0	0.39	1.68		04/22/14 17:36	541-73-1	
1,4-Dichlorobenzene	ND	ug/m3	2.0	0.33	1.68		04/22/14 17:36	106-46-7	
Dichlorodifluoromethane	**3.0**	ug/m3	1.7	0.18	1.68		04/22/14 17:36	75-71-8	
1,1-Dichloroethane	ND	ug/m3	1.4	0.24	1.68		04/22/14 17:36	75-34-3	
1,2-Dichloroethane	ND	ug/m3	0.69	0.20	1.68		04/22/14 17:36	107-06-2	
1,1-Dichloroethene	ND	ug/m3	1.4	0.17	1.68		04/22/14 17:36	75-35-4	
cis-1,2-Dichloroethene	ND	ug/m3	1.4	0.33	1.68		04/22/14 17:36	156-59-2	
trans-1,2-Dichloroethene	ND	ug/m3	1.4	0.27	1.68		04/22/14 17:36	156-60-5	
1,2-Dichloropropane	ND	ug/m3	1.6	0.26	1.68		04/22/14 17:36	78-87-5	
cis-1,3-Dichloropropene	ND	ug/m3	1.5	0.23	1.68		04/22/14 17:36	10061-01-5	
trans-1,3-Dichloropropene	ND	ug/m3	1.5	0.25	1.68		04/22/14 17:36	10061-02-6	
Dichlorotetrafluoroethane	ND	ug/m3	2.4	0.42	1.68		04/22/14 17:36	76-14-2	
Ethanol	**237**	ug/m3	0.64	0.32	1.68		04/22/14 17:36	64-17-5	E
Ethyl acetate	**47.1**	ug/m3	1.2	0.21	1.68		04/22/14 17:36	141-78-6	
Ethylbenzene	**30.8**	ug/m3	1.5	0.30	1.68		04/22/14 17:36	100-41-4	
4-Ethyltoluene	**18.8**	ug/m3	1.7	0.29	1.68		04/22/14 17:36	622-96-8	
n-Heptane	**18.1**	ug/m3	1.4	0.27	1.68		04/22/14 17:36	142-82-5	
Hexachloro-1,3-butadiene	ND	ug/m3	3.7	0.69	1.68		04/22/14 17:36	87-68-3	
n-Hexane	**12.6**	ug/m3	1.2	0.17	1.68		04/22/14 17:36	110-54-3	
2-Hexanone	**4.5**	ug/m3	1.4	0.36	1.68		04/22/14 17:36	591-78-6	
Methylene Chloride	**8.8**	ug/m3	1.2	0.59	1.68		04/22/14 17:36	75-09-2	
4-Methyl-2-pentanone (MIBK)	**5.0**	ug/m3	1.4	0.29	1.68		04/22/14 17:36	108-10-1	
Methyl-tert-butyl ether	ND	ug/m3	1.2	0.15	1.68		04/22/14 17:36	1634-04-4	
Naphthalene	ND	ug/m3	1.8	0.90	1.68		04/22/14 17:36	91-20-3	
2-Propanol	**24.7**	ug/m3	0.84	0.16	1.68		04/22/14 17:36	67-63-0	
Propylene	**19.9**	ug/m3	0.59	0.18	1.68		04/22/14 17:36	115-07-1	
Styrene	**2.0**	ug/m3	1.5	0.23	1.68		04/22/14 17:36	100-42-5	
1,1,2,2-Tetrachloroethane	ND	ug/m3	1.2	0.39	1.68		04/22/14 17:36	79-34-5	

REPORT OF LABORATORY ANALYSIS

This report shall not be reproduced, except in full,
without the written consent of Pace Analytical Services, Inc..

Pace Analytical Services, Inc.
1700 Elm Street - Suite 200
Minneapolis, MN 55414
(612)607-1700

ANALYTICAL RESULTS

Project: 60317420 St. Louis Park Inv.
Pace Project No.: 10262793

Sample: VP-109 **Lab ID: 10262793010** Collected: 04/08/14 15:08 Received: 04/09/14 14:45 Matrix: Air

Parameters	Results	Units	Report Limit	MDL	DF	Prepared	Analyzed	CAS No.	Qual
TO15 MSV AIR	Analytical Method: TO-15								
Tetrachloroethene	**68.8**	ug/m3	1.2	0.32	1.68		04/22/14 17:36	127-18-4	
Tetrahydrofuran	**17.2**	ug/m3	1.0	0.23	1.68		04/22/14 17:36	109-99-9	
Toluene	**41.6**	ug/m3	1.3	0.23	1.68		04/22/14 17:36	108-88-3	
1,2,4-Trichlorobenzene	ND	ug/m3	2.5	0.61	1.68		04/22/14 17:36	120-82-1	
1,1,1-Trichloroethane	ND	ug/m3	1.9	0.23	1.68		04/22/14 17:36	71-55-6	
1,1,2-Trichloroethane	ND	ug/m3	0.92	0.41	1.68		04/22/14 17:36	79-00-5	
Trichloroethene	**3.4**	ug/m3	0.92	0.30	1.68		04/22/14 17:36	79-01-6	
Trichlorofluoromethane	ND	ug/m3	1.9	0.23	1.68		04/22/14 17:36	75-69-4	
1,1,2-Trichlorotrifluoroethane	ND	ug/m3	2.7	0.27	1.68		04/22/14 17:36	76-13-1	
1,2,4-Trimethylbenzene	**47.0**	ug/m3	1.7	0.20	1.68		04/22/14 17:36	95-63-6	
1,3,5-Trimethylbenzene	**15.8**	ug/m3	1.7	0.35	1.68		04/22/14 17:36	108-67-8	
Vinyl acetate	ND	ug/m3	1.2	0.58	1.68		04/22/14 17:36	108-05-4	
Vinyl chloride	ND	ug/m3	0.44	0.16	1.68		04/22/14 17:36	75-01-4	
m&p-Xylene	**75.7**	ug/m3	3.0	0.24	1.68		04/22/14 17:36	179601-23-1	
o-Xylene	**26.8**	ug/m3	1.5	0.74	1.68		04/22/14 17:36	95-47-6	

REPORT OF LABORATORY ANALYSIS

This report shall not be reproduced, except in full,
without the written consent of Pace Analytical Services, Inc..

Pace Analytical Services, Inc.
1700 Elm Street - Suite 200
Minneapolis, MN 55414
(612)607-1700

ANALYTICAL RESULTS

Project: 60317420 St. Louis Park Inv.
Pace Project No.: 10262793

Sample: VP-108 **Lab ID: 10262793011** Collected: 04/08/14 15:18 Received: 04/09/14 14:45 Matrix: Air

Parameters	Results	Units	Report Limit	MDL	DF	Prepared	Analyzed	CAS No.	Qual
TO15 MSV AIR	Analytical Method: TO-15								
Acetone	**148**	ug/m3	0.81	0.40	1.68		04/22/14 17:58	67-64-1	E
Benzene	**10.4**	ug/m3	0.55	0.20	1.68		04/22/14 17:58	71-43-2	
Benzyl chloride	ND	ug/m3	1.8	0.88	1.68		04/22/14 17:58	100-44-7	
Bromodichloromethane	ND	ug/m3	2.3	0.31	1.68		04/22/14 17:58	75-27-4	
Bromoform	ND	ug/m3	3.5	0.54	1.68		04/22/14 17:58	75-25-2	
Bromomethane	ND	ug/m3	1.3	0.45	1.68		04/22/14 17:58	74-83-9	
1,3-Butadiene	ND	ug/m3	0.76	0.14	1.68		04/22/14 17:58	106-99-0	
2-Butanone (MEK)	**36.0**	ug/m3	1.0	0.50	1.68		04/22/14 17:58	78-93-3	
Carbon disulfide	**10.7**	ug/m3	1.1	0.12	1.68		04/22/14 17:58	75-15-0	
Carbon tetrachloride	ND	ug/m3	1.1	0.54	1.68		04/22/14 17:58	56-23-5	
Chlorobenzene	ND	ug/m3	1.6	0.18	1.68		04/22/14 17:58	108-90-7	
Chloroethane	ND	ug/m3	0.91	0.45	1.68		04/22/14 17:58	75-00-3	
Chloroform	ND	ug/m3	1.7	0.30	1.68		04/22/14 17:58	67-66-3	
Chloromethane	ND	ug/m3	0.71	0.32	1.68		04/22/14 17:58	74-87-3	
Cyclohexane	**10**	ug/m3	1.2	0.21	1.68		04/22/14 17:58	110-82-7	
Dibromochloromethane	ND	ug/m3	2.9	1.5	1.68		04/22/14 17:58	124-48-1	
1,2-Dibromoethane (EDB)	ND	ug/m3	2.6	0.39	1.68		04/22/14 17:58	106-93-4	
1,2-Dichlorobenzene	ND	ug/m3	2.0	0.24	1.68		04/22/14 17:58	95-50-1	
1,3-Dichlorobenzene	ND	ug/m3	2.0	0.39	1.68		04/22/14 17:58	541-73-1	
1,4-Dichlorobenzene	ND	ug/m3	2.0	0.33	1.68		04/22/14 17:58	106-46-7	
Dichlorodifluoromethane	**1.9**	ug/m3	1.7	0.18	1.68		04/22/14 17:58	75-71-8	
1,1-Dichloroethane	ND	ug/m3	1.4	0.24	1.68		04/22/14 17:58	75-34-3	
1,2-Dichloroethane	ND	ug/m3	0.69	0.20	1.68		04/22/14 17:58	107-06-2	
1,1-Dichloroethene	ND	ug/m3	1.4	0.17	1.68		04/22/14 17:58	75-35-4	
cis-1,2-Dichloroethene	ND	ug/m3	1.4	0.33	1.68		04/22/14 17:58	156-59-2	
trans-1,2-Dichloroethene	ND	ug/m3	1.4	0.27	1.68		04/22/14 17:58	156-60-5	
1,2-Dichloropropane	ND	ug/m3	1.6	0.26	1.68		04/22/14 17:58	78-87-5	
cis-1,3-Dichloropropene	ND	ug/m3	1.5	0.23	1.68		04/22/14 17:58	10061-01-5	
trans-1,3-Dichloropropene	ND	ug/m3	1.5	0.25	1.68		04/22/14 17:58	10061-02-6	
Dichlorotetrafluoroethane	ND	ug/m3	2.4	0.42	1.68		04/22/14 17:58	76-14-2	
Ethanol	**152**	ug/m3	0.64	0.32	1.68		04/22/14 17:58	64-17-5	E
Ethyl acetate	**21.9**	ug/m3	1.2	0.21	1.68		04/22/14 17:58	141-78-6	
Ethylbenzene	**19.4**	ug/m3	1.5	0.30	1.68		04/22/14 17:58	100-41-4	
4-Ethyltoluene	**6.2**	ug/m3	1.7	0.29	1.68		04/22/14 17:58	622-96-8	
n-Heptane	**21.0**	ug/m3	1.4	0.27	1.68		04/22/14 17:58	142-82-5	
Hexachloro-1,3-butadiene	ND	ug/m3	3.7	0.69	1.68		04/22/14 17:58	87-68-3	
n-Hexane	**20.2**	ug/m3	1.2	0.17	1.68		04/22/14 17:58	110-54-3	
2-Hexanone	**3.2**	ug/m3	1.4	0.36	1.68		04/22/14 17:58	591-78-6	
Methylene Chloride	**20.9**	ug/m3	1.2	0.59	1.68		04/22/14 17:58	75-09-2	
4-Methyl-2-pentanone (MIBK)	**2.2**	ug/m3	1.4	0.29	1.68		04/22/14 17:58	108-10-1	
Methyl-tert-butyl ether	ND	ug/m3	1.2	0.15	1.68		04/22/14 17:58	1634-04-4	
Naphthalene	ND	ug/m3	1.8	0.90	1.68		04/22/14 17:58	91-20-3	
2-Propanol	**23.1**	ug/m3	0.84	0.16	1.68		04/22/14 17:58	67-63-0	
Propylene	**30.9**	ug/m3	0.59	0.18	1.68		04/22/14 17:58	115-07-1	
Styrene	ND	ug/m3	1.5	0.23	1.68		04/22/14 17:58	100-42-5	
1,1,2,2-Tetrachloroethane	ND	ug/m3	1.2	0.39	1.68		04/22/14 17:58	79-34-5	

REPORT OF LABORATORY ANALYSIS

This report shall not be reproduced, except in full,
without the written consent of Pace Analytical Services, Inc..

Pace Analytical Services, Inc.
1700 Elm Street - Suite 200
Minneapolis, MN 55414
(612)607-1700

ANALYTICAL RESULTS

Project: 60317420 St. Louis Park Inv.
Pace Project No.: 10262793

Sample: VP-108 **Lab ID: 10262793011** Collected: 04/08/14 15:18 Received: 04/09/14 14:45 Matrix: Air

Parameters	Results	Units	Report Limit	MDL	DF	Prepared	Analyzed	CAS No.	Qual
TO15 MSV AIR	Analytical Method: TO-15								
Tetrachloroethene	**10.1**	ug/m3	1.2	0.32	1.68		04/22/14 17:58	127-18-4	
Tetrahydrofuran	**7.0**	ug/m3	1.0	0.23	1.68		04/22/14 17:58	109-99-9	
Toluene	**37.4**	ug/m3	1.3	0.23	1.68		04/22/14 17:58	108-88-3	
1,2,4-Trichlorobenzene	ND	ug/m3	2.5	0.61	1.68		04/22/14 17:58	120-82-1	
1,1,1-Trichloroethane	ND	ug/m3	1.9	0.23	1.68		04/22/14 17:58	71-55-6	
1,1,2-Trichloroethane	ND	ug/m3	0.92	0.41	1.68		04/22/14 17:58	79-00-5	
Trichloroethene	ND	ug/m3	0.92	0.30	1.68		04/22/14 17:58	79-01-6	
Trichlorofluoromethane	ND	ug/m3	1.9	0.23	1.68		04/22/14 17:58	75-69-4	
1,1,2-Trichlorotrifluoroethane	ND	ug/m3	2.7	0.27	1.68		04/22/14 17:58	76-13-1	
1,2,4-Trimethylbenzene	**15.1**	ug/m3	1.7	0.20	1.68		04/22/14 17:58	95-63-6	
1,3,5-Trimethylbenzene	**4.8**	ug/m3	1.7	0.35	1.68		04/22/14 17:58	108-67-8	
Vinyl acetate	ND	ug/m3	1.2	0.58	1.68		04/22/14 17:58	108-05-4	
Vinyl chloride	ND	ug/m3	0.44	0.16	1.68		04/22/14 17:58	75-01-4	
m&p-Xylene	**33.5**	ug/m3	3.0	0.24	1.68		04/22/14 17:58	179601-23-1	
o-Xylene	**11.7**	ug/m3	1.5	0.74	1.68		04/22/14 17:58	95-47-6	

REPORT OF LABORATORY ANALYSIS

This report shall not be reproduced, except in full,
without the written consent of Pace Analytical Services, Inc..

Pace Analytical Services, Inc.
1700 Elm Street - Suite 200
Minneapolis, MN 55414
(612)607-1700

ANALYTICAL RESULTS

Project: 60317420 St. Louis Park Inv.
Pace Project No.: 10262793

Sample: VP-107 **Lab ID: 10262793012** Collected: 04/08/14 15:20 Received: 04/09/14 14:45 Matrix: Air

Parameters	Results	Units	Report Limit	MDL	DF	Prepared	Analyzed	CAS No.	Qual
TO15 MSV AIR	Analytical Method: TO-15								
Acetone	**136**	ug/m3	0.81	0.40	1.68		04/22/14 18:21	67-64-1	E
Benzene	**9.7**	ug/m3	0.55	0.20	1.68		04/22/14 18:21	71-43-2	
Benzyl chloride	ND	ug/m3	1.8	0.88	1.68		04/22/14 18:21	100-44-7	
Bromodichloromethane	ND	ug/m3	2.3	0.31	1.68		04/22/14 18:21	75-27-4	
Bromoform	ND	ug/m3	3.5	0.54	1.68		04/22/14 18:21	75-25-2	
Bromomethane	ND	ug/m3	1.3	0.45	1.68		04/22/14 18:21	74-83-9	
1,3-Butadiene	ND	ug/m3	0.76	0.14	1.68		04/22/14 18:21	106-99-0	
2-Butanone (MEK)	**18.4**	ug/m3	1.0	0.50	1.68		04/22/14 18:21	78-93-3	
Carbon disulfide	**9.5**	ug/m3	1.1	0.12	1.68		04/22/14 18:21	75-15-0	
Carbon tetrachloride	ND	ug/m3	1.1	0.54	1.68		04/22/14 18:21	56-23-5	
Chlorobenzene	ND	ug/m3	1.6	0.18	1.68		04/22/14 18:21	108-90-7	
Chloroethane	ND	ug/m3	0.91	0.45	1.68		04/22/14 18:21	75-00-3	
Chloroform	ND	ug/m3	1.7	0.30	1.68		04/22/14 18:21	67-66-3	
Chloromethane	ND	ug/m3	0.71	0.32	1.68		04/22/14 18:21	74-87-3	
Cyclohexane	**7.2**	ug/m3	1.2	0.21	1.68		04/22/14 18:21	110-82-7	
Dibromochloromethane	ND	ug/m3	2.9	1.5	1.68		04/22/14 18:21	124-48-1	
1,2-Dibromoethane (EDB)	ND	ug/m3	2.6	0.39	1.68		04/22/14 18:21	106-93-4	
1,2-Dichlorobenzene	ND	ug/m3	2.0	0.24	1.68		04/22/14 18:21	95-50-1	
1,3-Dichlorobenzene	ND	ug/m3	2.0	0.39	1.68		04/22/14 18:21	541-73-1	
1,4-Dichlorobenzene	ND	ug/m3	2.0	0.33	1.68		04/22/14 18:21	106-46-7	
Dichlorodifluoromethane	**2.2**	ug/m3	1.7	0.18	1.68		04/22/14 18:21	75-71-8	
1,1-Dichloroethane	ND	ug/m3	1.4	0.24	1.68		04/22/14 18:21	75-34-3	
1,2-Dichloroethane	ND	ug/m3	0.69	0.20	1.68		04/22/14 18:21	107-06-2	
1,1-Dichloroethene	ND	ug/m3	1.4	0.17	1.68		04/22/14 18:21	75-35-4	
cis-1,2-Dichloroethene	ND	ug/m3	1.4	0.33	1.68		04/22/14 18:21	156-59-2	
trans-1,2-Dichloroethene	ND	ug/m3	1.4	0.27	1.68		04/22/14 18:21	156-60-5	
1,2-Dichloropropane	ND	ug/m3	1.6	0.26	1.68		04/22/14 18:21	78-87-5	
cis-1,3-Dichloropropene	ND	ug/m3	1.5	0.23	1.68		04/22/14 18:21	10061-01-5	
trans-1,3-Dichloropropene	ND	ug/m3	1.5	0.25	1.68		04/22/14 18:21	10061-02-6	
Dichlorotetrafluoroethane	ND	ug/m3	2.4	0.42	1.68		04/22/14 18:21	76-14-2	
Ethanol	**135**	ug/m3	0.64	0.32	1.68		04/22/14 18:21	64-17-5	E
Ethyl acetate	**11.9**	ug/m3	1.2	0.21	1.68		04/22/14 18:21	141-78-6	
Ethylbenzene	**16.0**	ug/m3	1.5	0.30	1.68		04/22/14 18:21	100-41-4	
4-Ethyltoluene	**6.4**	ug/m3	1.7	0.29	1.68		04/22/14 18:21	622-96-8	
n-Heptane	**14.2**	ug/m3	1.4	0.27	1.68		04/22/14 18:21	142-82-5	
Hexachloro-1,3-butadiene	ND	ug/m3	3.7	0.69	1.68		04/22/14 18:21	87-68-3	
n-Hexane	**14.7**	ug/m3	1.2	0.17	1.68		04/22/14 18:21	110-54-3	
2-Hexanone	ND	ug/m3	1.4	0.36	1.68		04/22/14 18:21	591-78-6	
Methylene Chloride	**4.0**	ug/m3	1.2	0.59	1.68		04/22/14 18:21	75-09-2	
4-Methyl-2-pentanone (MIBK)	ND	ug/m3	1.4	0.29	1.68		04/22/14 18:21	108-10-1	E
Methyl-tert-butyl ether	ND	ug/m3	1.2	0.15	1.68		04/22/14 18:21	1634-04-4	
Naphthalene	**2.6**	ug/m3	1.8	0.90	1.68		04/22/14 18:21	91-20-3	
2-Propanol	**19.4**	ug/m3	0.84	0.16	1.68		04/22/14 18:21	67-63-0	
Propylene	**15.9**	ug/m3	0.59	0.18	1.68		04/22/14 18:21	115-07-1	
Styrene	ND	ug/m3	1.5	0.23	1.68		04/22/14 18:21	100-42-5	
1,1,2,2-Tetrachloroethane	ND	ug/m3	1.2	0.39	1.68		04/22/14 18:21	79-34-5	

REPORT OF LABORATORY ANALYSIS

This report shall not be reproduced, except in full,
without the written consent of Pace Analytical Services, Inc..

Pace Analytical Services, Inc.
1700 Elm Street - Suite 200
Minneapolis, MN 55414
(612)607-1700

ANALYTICAL RESULTS

Project: 60317420 St. Louis Park Inv.
Pace Project No.: 10262793

Sample: VP-107 **Lab ID: 10262793012** Collected: 04/08/14 15:20 Received: 04/09/14 14:45 Matrix: Air

Parameters	Results	Units	Report Limit	MDL	DF	Prepared	Analyzed	CAS No.	Qual
TO15 MSV AIR	Analytical Method: TO-15								
Tetrachloroethene	**4.5**	ug/m3	1.2	0.32	1.68		04/22/14 18:21	127-18-4	
Tetrahydrofuran	**7.2**	ug/m3	1.0	0.23	1.68		04/22/14 18:21	109-99-9	
Toluene	**34.6**	ug/m3	1.3	0.23	1.68		04/22/14 18:21	108-88-3	
1,2,4-Trichlorobenzene	ND	ug/m3	2.5	0.61	1.68		04/22/14 18:21	120-82-1	
1,1,1-Trichloroethane	ND	ug/m3	1.9	0.23	1.68		04/22/14 18:21	71-55-6	
1,1,2-Trichloroethane	ND	ug/m3	0.92	0.41	1.68		04/22/14 18:21	79-00-5	
Trichloroethene	ND	ug/m3	0.92	0.30	1.68		04/22/14 18:21	79-01-6	
Trichlorofluoromethane	ND	ug/m3	1.9	0.23	1.68		04/22/14 18:21	75-69-4	
1,1,2-Trichlorotrifluoroethane	ND	ug/m3	2.7	0.27	1.68		04/22/14 18:21	76-13-1	
1,2,4-Trimethylbenzene	**16.0**	ug/m3	1.7	0.20	1.68		04/22/14 18:21	95-63-6	
1,3,5-Trimethylbenzene	**5.3**	ug/m3	1.7	0.35	1.68		04/22/14 18:21	108-67-8	
Vinyl acetate	ND	ug/m3	1.2	0.58	1.68		04/22/14 18:21	108-05-4	
Vinyl chloride	ND	ug/m3	0.44	0.16	1.68		04/22/14 18:21	75-01-4	
m&p-Xylene	**32.2**	ug/m3	3.0	0.24	1.68		04/22/14 18:21	179601-23-1	
o-Xylene	**11.6**	ug/m3	1.5	0.74	1.68		04/22/14 18:21	95-47-6	

REPORT OF LABORATORY ANALYSIS

This report shall not be reproduced, except in full,
without the written consent of Pace Analytical Services, Inc..

Pace Analytical Services, Inc.
1700 Elm Street - Suite 200
Minneapolis, MN 55414
(612)607-1700

ANALYTICAL RESULTS

Project: 60317420 St. Louis Park Inv.
Pace Project No.: 10262793

Sample: VP-106 **Lab ID: 10262793013** Collected: 04/09/14 10:00 Received: 04/09/14 14:45 Matrix: Air

Parameters	Results	Units	Report Limit	MDL	DF	Prepared	Analyzed	CAS No.	Qual
TO15 MSV AIR	Analytical Method: TO-15								
Acetone	**87.1**	ug/m3	0.81	0.40	1.68		04/23/14 17:31	67-64-1	
Benzene	**26.0**	ug/m3	0.55	0.20	1.68		04/23/14 17:31	71-43-2	
Benzyl chloride	ND	ug/m3	1.8	0.88	1.68		04/23/14 17:31	100-44-7	
Bromodichloromethane	ND	ug/m3	2.3	0.31	1.68		04/23/14 17:31	75-27-4	
Bromoform	ND	ug/m3	3.5	0.54	1.68		04/23/14 17:31	75-25-2	
Bromomethane	ND	ug/m3	1.3	0.45	1.68		04/23/14 17:31	74-83-9	
1,3-Butadiene	ND	ug/m3	0.76	0.14	1.68		04/23/14 17:31	106-99-0	
2-Butanone (MEK)	**9.4**	ug/m3	1.0	0.50	1.68		04/23/14 17:31	78-93-3	
Carbon disulfide	**30.8**	ug/m3	1.1	0.12	1.68		04/23/14 17:31	75-15-0	
Carbon tetrachloride	ND	ug/m3	1.1	0.54	1.68		04/23/14 17:31	56-23-5	
Chlorobenzene	ND	ug/m3	1.6	0.18	1.68		04/23/14 17:31	108-90-7	
Chloroethane	ND	ug/m3	0.91	0.45	1.68		04/23/14 17:31	75-00-3	
Chloroform	**2.4**	ug/m3	1.7	0.30	1.68		04/23/14 17:31	67-66-3	
Chloromethane	ND	ug/m3	0.71	0.32	1.68		04/23/14 17:31	74-87-3	
Cyclohexane	**10.4**	ug/m3	1.2	0.21	1.68		04/23/14 17:31	110-82-7	
Dibromochloromethane	ND	ug/m3	2.9	1.5	1.68		04/23/14 17:31	124-48-1	
1,2-Dibromoethane (EDB)	ND	ug/m3	2.6	0.39	1.68		04/23/14 17:31	106-93-4	
1,2-Dichlorobenzene	ND	ug/m3	2.0	0.24	1.68		04/23/14 17:31	95-50-1	
1,3-Dichlorobenzene	ND	ug/m3	2.0	0.39	1.68		04/23/14 17:31	541-73-1	
1,4-Dichlorobenzene	ND	ug/m3	2.0	0.33	1.68		04/23/14 17:31	106-46-7	
Dichlorodifluoromethane	**2.9**	ug/m3	1.7	0.18	1.68		04/23/14 17:31	75-71-8	
1,1-Dichloroethane	ND	ug/m3	1.4	0.24	1.68		04/23/14 17:31	75-34-3	
1,2-Dichloroethane	ND	ug/m3	0.69	0.20	1.68		04/23/14 17:31	107-06-2	
1,1-Dichloroethene	ND	ug/m3	1.4	0.17	1.68		04/23/14 17:31	75-35-4	
cis-1,2-Dichloroethene	ND	ug/m3	1.4	0.33	1.68		04/23/14 17:31	156-59-2	
trans-1,2-Dichloroethene	ND	ug/m3	1.4	0.27	1.68		04/23/14 17:31	156-60-5	
1,2-Dichloropropane	ND	ug/m3	1.6	0.26	1.68		04/23/14 17:31	78-87-5	
cis-1,3-Dichloropropene	ND	ug/m3	1.5	0.23	1.68		04/23/14 17:31	10061-01-5	
trans-1,3-Dichloropropene	ND	ug/m3	1.5	0.25	1.68		04/23/14 17:31	10061-02-6	
Dichlorotetrafluoroethane	ND	ug/m3	2.4	0.42	1.68		04/23/14 17:31	76-14-2	
Ethanol	**112**	ug/m3	0.64	0.32	1.68		04/23/14 17:31	64-17-5	E
Ethyl acetate	ND	ug/m3	1.2	0.21	1.68		04/23/14 17:31	141-78-6	
Ethylbenzene	**12.3**	ug/m3	1.5	0.30	1.68		04/23/14 17:31	100-41-4	
4-Ethyltoluene	**4.4**	ug/m3	1.7	0.29	1.68		04/23/14 17:31	622-96-8	
n-Heptane	**13.9**	ug/m3	1.4	0.27	1.68		04/23/14 17:31	142-82-5	
Hexachloro-1,3-butadiene	ND	ug/m3	3.7	0.69	1.68		04/23/14 17:31	87-68-3	
n-Hexane	**21.8**	ug/m3	1.2	0.17	1.68		04/23/14 17:31	110-54-3	
2-Hexanone	ND	ug/m3	1.4	0.36	1.68		04/23/14 17:31	591-78-6	
Methylene Chloride	ND	ug/m3	1.2	0.59	1.68		04/23/14 17:31	75-09-2	
4-Methyl-2-pentanone (MIBK)	ND	ug/m3	1.4	0.29	1.68		04/23/14 17:31	108-10-1	
Methyl-tert-butyl ether	ND	ug/m3	1.2	0.15	1.68		04/23/14 17:31	1634-04-4	
Naphthalene	**2.2**	ug/m3	1.8	0.90	1.68		04/23/14 17:31	91-20-3	
2-Propanol	ND	ug/m3	0.84	0.16	1.68		04/23/14 17:31	67-63-0	
Propylene	**87.9**	ug/m3	0.59	0.18	1.68		04/23/14 17:31	115-07-1	
Styrene	ND	ug/m3	1.5	0.23	1.68		04/23/14 17:31	100-42-5	
1,1,2,2-Tetrachloroethane	ND	ug/m3	1.2	0.39	1.68		04/23/14 17:31	79-34-5	

REPORT OF LABORATORY ANALYSIS

This report shall not be reproduced, except in full,
without the written consent of Pace Analytical Services, Inc..

Pace Analytical Services, Inc.
1700 Elm Street - Suite 200
Minneapolis, MN 55414
(612)607-1700

ANALYTICAL RESULTS

Project: 60317420 St. Louis Park Inv.
Pace Project No.: 10262793

Sample: VP-106 **Lab ID: 10262793013** Collected: 04/09/14 10:00 Received: 04/09/14 14:45 Matrix: Air

Parameters	Results	Units	Report Limit	MDL	DF	Prepared	Analyzed	CAS No.	Qual
TO15 MSV AIR	Analytical Method: TO-15								
Tetrachloroethene	**3.0**	ug/m3	1.2	0.32	1.68		04/23/14 17:31	127-18-4	
Tetrahydrofuran	**3.6**	ug/m3	1.0	0.23	1.68		04/23/14 17:31	109-99-9	
Toluene	**60.6**	ug/m3	1.3	0.23	1.68		04/23/14 17:31	108-88-3	
1,2,4-Trichlorobenzene	ND	ug/m3	2.5	0.61	1.68		04/23/14 17:31	120-82-1	
1,1,1-Trichloroethane	ND	ug/m3	1.9	0.23	1.68		04/23/14 17:31	71-55-6	
1,1,2-Trichloroethane	ND	ug/m3	0.92	0.41	1.68		04/23/14 17:31	79-00-5	
Trichloroethene	ND	ug/m3	0.92	0.30	1.68		04/23/14 17:31	79-01-6	
Trichlorofluoromethane	ND	ug/m3	1.9	0.23	1.68		04/23/14 17:31	75-69-4	
1,1,2-Trichlorotrifluoroethane	ND	ug/m3	2.7	0.27	1.68		04/23/14 17:31	76-13-1	
1,2,4-Trimethylbenzene	**12.2**	ug/m3	1.7	0.20	1.68		04/23/14 17:31	95-63-6	
1,3,5-Trimethylbenzene	**3.7**	ug/m3	1.7	0.35	1.68		04/23/14 17:31	108-67-8	
Vinyl acetate	ND	ug/m3	1.2	0.58	1.68		04/23/14 17:31	108-05-4	
Vinyl chloride	ND	ug/m3	0.44	0.16	1.68		04/23/14 17:31	75-01-4	
m&p-Xylene	**45.9**	ug/m3	3.0	0.24	1.68		04/23/14 17:31	179601-23-1	
o-Xylene	**14.4**	ug/m3	1.5	0.74	1.68		04/23/14 17:31	95-47-6	

REPORT OF LABORATORY ANALYSIS

This report shall not be reproduced, except in full,
without the written consent of Pace Analytical Services, Inc..

Pace Analytical Services, Inc.
1700 Elm Street - Suite 200
Minneapolis, MN 55414
(612)607-1700

ANALYTICAL RESULTS

Project: 60317420 St. Louis Park Inv.
Pace Project No.: 10262793

Sample: VP-105 **Lab ID: 10262793014** Collected: 04/09/14 10:15 Received: 04/09/14 14:45 Matrix: Air

Parameters	Results	Units	Report Limit	MDL	DF	Prepared	Analyzed	CAS No.	Qual
TO15 MSV AIR	Analytical Method: TO-15								
Acetone	**56.8**	ug/m3	0.81	0.40	1.68		04/23/14 17:54	67-64-1	
Benzene	**18.8**	ug/m3	0.55	0.20	1.68		04/23/14 17:54	71-43-2	
Benzyl chloride	ND	ug/m3	1.8	0.88	1.68		04/23/14 17:54	100-44-7	
Bromodichloromethane	ND	ug/m3	2.3	0.31	1.68		04/23/14 17:54	75-27-4	
Bromoform	ND	ug/m3	3.5	0.54	1.68		04/23/14 17:54	75-25-2	
Bromomethane	ND	ug/m3	1.3	0.45	1.68		04/23/14 17:54	74-83-9	
1,3-Butadiene	ND	ug/m3	0.76	0.14	1.68		04/23/14 17:54	106-99-0	
2-Butanone (MEK)	**7.4**	ug/m3	1.0	0.50	1.68		04/23/14 17:54	78-93-3	
Carbon disulfide	**14.0**	ug/m3	1.1	0.12	1.68		04/23/14 17:54	75-15-0	
Carbon tetrachloride	ND	ug/m3	1.1	0.54	1.68		04/23/14 17:54	56-23-5	
Chlorobenzene	ND	ug/m3	1.6	0.18	1.68		04/23/14 17:54	108-90-7	
Chloroethane	ND	ug/m3	0.91	0.45	1.68		04/23/14 17:54	75-00-3	
Chloroform	ND	ug/m3	1.7	0.30	1.68		04/23/14 17:54	67-66-3	
Chloromethane	ND	ug/m3	0.71	0.32	1.68		04/23/14 17:54	74-87-3	
Cyclohexane	**7.7**	ug/m3	1.2	0.21	1.68		04/23/14 17:54	110-82-7	
Dibromochloromethane	ND	ug/m3	2.9	1.5	1.68		04/23/14 17:54	124-48-1	
1,2-Dibromoethane (EDB)	ND	ug/m3	2.6	0.39	1.68		04/23/14 17:54	106-93-4	
1,2-Dichlorobenzene	ND	ug/m3	2.0	0.24	1.68		04/23/14 17:54	95-50-1	
1,3-Dichlorobenzene	ND	ug/m3	2.0	0.39	1.68		04/23/14 17:54	541-73-1	
1,4-Dichlorobenzene	ND	ug/m3	2.0	0.33	1.68		04/23/14 17:54	106-46-7	
Dichlorodifluoromethane	**2.2**	ug/m3	1.7	0.18	1.68		04/23/14 17:54	75-71-8	
1,1-Dichloroethane	ND	ug/m3	1.4	0.24	1.68		04/23/14 17:54	75-34-3	
1,2-Dichloroethane	ND	ug/m3	0.69	0.20	1.68		04/23/14 17:54	107-06-2	
1,1-Dichloroethene	ND	ug/m3	1.4	0.17	1.68		04/23/14 17:54	75-35-4	
cis-1,2-Dichloroethene	ND	ug/m3	1.4	0.33	1.68		04/23/14 17:54	156-59-2	
trans-1,2-Dichloroethene	ND	ug/m3	1.4	0.27	1.68		04/23/14 17:54	156-60-5	
1,2-Dichloropropane	ND	ug/m3	1.6	0.26	1.68		04/23/14 17:54	78-87-5	
cis-1,3-Dichloropropene	ND	ug/m3	1.5	0.23	1.68		04/23/14 17:54	10061-01-5	
trans-1,3-Dichloropropene	ND	ug/m3	1.5	0.25	1.68		04/23/14 17:54	10061-02-6	
Dichlorotetrafluoroethane	ND	ug/m3	2.4	0.42	1.68		04/23/14 17:54	76-14-2	
Ethanol	**130**	ug/m3	0.64	0.32	1.68		04/23/14 17:54	64-17-5	E
Ethyl acetate	ND	ug/m3	1.2	0.21	1.68		04/23/14 17:54	141-78-6	
Ethylbenzene	**6.1**	ug/m3	1.5	0.30	1.68		04/23/14 17:54	100-41-4	
4-Ethyltoluene	**2.5**	ug/m3	1.7	0.29	1.68		04/23/14 17:54	622-96-8	
n-Heptane	**11.1**	ug/m3	1.4	0.27	1.68		04/23/14 17:54	142-82-5	
Hexachloro-1,3-butadiene	ND	ug/m3	3.7	0.69	1.68		04/23/14 17:54	87-68-3	
n-Hexane	**17.9**	ug/m3	1.2	0.17	1.68		04/23/14 17:54	110-54-3	
2-Hexanone	ND	ug/m3	1.4	0.36	1.68		04/23/14 17:54	591-78-6	
Methylene Chloride	**25.4**	ug/m3	1.2	0.59	1.68		04/23/14 17:54	75-09-2	
4-Methyl-2-pentanone (MIBK)	ND	ug/m3	1.4	0.29	1.68		04/23/14 17:54	108-10-1	
Methyl-tert-butyl ether	ND	ug/m3	1.2	0.15	1.68		04/23/14 17:54	1634-04-4	
Naphthalene	ND	ug/m3	1.8	0.90	1.68		04/23/14 17:54	91-20-3	
2-Propanol	ND	ug/m3	0.84	0.16	1.68		04/23/14 17:54	67-63-0	
Propylene	ND	ug/m3	0.59	0.18	1.68		04/23/14 17:54	115-07-1	
Styrene	ND	ug/m3	1.5	0.23	1.68		04/23/14 17:54	100-42-5	
1,1,2,2-Tetrachloroethane	ND	ug/m3	1.2	0.39	1.68		04/23/14 17:54	79-34-5	

REPORT OF LABORATORY ANALYSIS

This report shall not be reproduced, except in full,
without the written consent of Pace Analytical Services, Inc..

Pace Analytical Services, Inc.
1700 Elm Street - Suite 200
Minneapolis, MN 55414
(612)607-1700

ANALYTICAL RESULTS

Project: 60317420 St. Louis Park Inv.
Pace Project No.: 10262793

Sample: VP-105 **Lab ID: 10262793014** Collected: 04/09/14 10:15 Received: 04/09/14 14:45 Matrix: Air

Parameters	Results	Units	Report Limit	MDL	DF	Prepared	Analyzed	CAS No.	Qual
TO15 MSV AIR	Analytical Method: TO-15								
Tetrachloroethene	**1.8**	ug/m3	1.2	0.32	1.68		04/23/14 17:54	127-18-4	
Tetrahydrofuran	**1.6**	ug/m3	1.0	0.23	1.68		04/23/14 17:54	109-99-9	
Toluene	**37.9**	ug/m3	1.3	0.23	1.68		04/23/14 17:54	108-88-3	
1,2,4-Trichlorobenzene	ND	ug/m3	2.5	0.61	1.68		04/23/14 17:54	120-82-1	
1,1,1-Trichloroethane	ND	ug/m3	1.9	0.23	1.68		04/23/14 17:54	71-55-6	
1,1,2-Trichloroethane	ND	ug/m3	0.92	0.41	1.68		04/23/14 17:54	79-00-5	
Trichloroethene	ND	ug/m3	0.92	0.30	1.68		04/23/14 17:54	79-01-6	
Trichlorofluoromethane	ND	ug/m3	1.9	0.23	1.68		04/23/14 17:54	75-69-4	
1,1,2-Trichlorotrifluoroethane	ND	ug/m3	2.7	0.27	1.68		04/23/14 17:54	76-13-1	
1,2,4-Trimethylbenzene	**7.4**	ug/m3	1.7	0.20	1.68		04/23/14 17:54	95-63-6	
1,3,5-Trimethylbenzene	**2.2**	ug/m3	1.7	0.35	1.68		04/23/14 17:54	108-67-8	
Vinyl acetate	ND	ug/m3	1.2	0.58	1.68		04/23/14 17:54	108-05-4	
Vinyl chloride	ND	ug/m3	0.44	0.16	1.68		04/23/14 17:54	75-01-4	
m&p-Xylene	**21.6**	ug/m3	3.0	0.24	1.68		04/23/14 17:54	179601-23-1	
o-Xylene	**6.6**	ug/m3	1.5	0.74	1.68		04/23/14 17:54	95-47-6	

REPORT OF LABORATORY ANALYSIS

This report shall not be reproduced, except in full,
without the written consent of Pace Analytical Services, Inc..

Pace Analytical Services, Inc.
1700 Elm Street - Suite 200
Minneapolis, MN 55414
(612)607-1700

ANALYTICAL RESULTS

Project: 60317420 St. Louis Park Inv.
Pace Project No.: 10262793

Sample: VP-104 **Lab ID: 10262793015** Collected: 04/09/14 10:35 Received: 04/09/14 14:45 Matrix: Air

Parameters	Results	Units	Report Limit	MDL	DF	Prepared	Analyzed	CAS No.	Qual
TO15 MSV AIR	Analytical Method: TO-15								
Acetone	**51.7**	ug/m3	0.81	0.40	1.68		04/23/14 18:17	67-64-1	
Benzene	**12.8**	ug/m3	0.55	0.20	1.68		04/23/14 18:17	71-43-2	
Benzyl chloride	ND	ug/m3	1.8	0.88	1.68		04/23/14 18:17	100-44-7	
Bromodichloromethane	ND	ug/m3	2.3	0.31	1.68		04/23/14 18:17	75-27-4	
Bromoform	ND	ug/m3	3.5	0.54	1.68		04/23/14 18:17	75-25-2	
Bromomethane	ND	ug/m3	1.3	0.45	1.68		04/23/14 18:17	74-83-9	
1,3-Butadiene	ND	ug/m3	0.76	0.14	1.68		04/23/14 18:17	106-99-0	
2-Butanone (MEK)	**9.0**	ug/m3	1.0	0.50	1.68		04/23/14 18:17	78-93-3	
Carbon disulfide	**10.1**	ug/m3	1.1	0.12	1.68		04/23/14 18:17	75-15-0	
Carbon tetrachloride	ND	ug/m3	1.1	0.54	1.68		04/23/14 18:17	56-23-5	
Chlorobenzene	ND	ug/m3	1.6	0.18	1.68		04/23/14 18:17	108-90-7	
Chloroethane	ND	ug/m3	0.91	0.45	1.68		04/23/14 18:17	75-00-3	
Chloroform	ND	ug/m3	1.7	0.30	1.68		04/23/14 18:17	67-66-3	
Chloromethane	ND	ug/m3	0.71	0.32	1.68		04/23/14 18:17	74-87-3	
Cyclohexane	**5.7**	ug/m3	1.2	0.21	1.68		04/23/14 18:17	110-82-7	
Dibromochloromethane	ND	ug/m3	2.9	1.5	1.68		04/23/14 18:17	124-48-1	
1,2-Dibromoethane (EDB)	ND	ug/m3	2.6	0.39	1.68		04/23/14 18:17	106-93-4	
1,2-Dichlorobenzene	ND	ug/m3	2.0	0.24	1.68		04/23/14 18:17	95-50-1	
1,3-Dichlorobenzene	ND	ug/m3	2.0	0.39	1.68		04/23/14 18:17	541-73-1	
1,4-Dichlorobenzene	ND	ug/m3	2.0	0.33	1.68		04/23/14 18:17	106-46-7	
Dichlorodifluoromethane	**2.0**	ug/m3	1.7	0.18	1.68		04/23/14 18:17	75-71-8	
1,1-Dichloroethane	ND	ug/m3	1.4	0.24	1.68		04/23/14 18:17	75-34-3	
1,2-Dichloroethane	ND	ug/m3	0.69	0.20	1.68		04/23/14 18:17	107-06-2	
1,1-Dichloroethene	ND	ug/m3	1.4	0.17	1.68		04/23/14 18:17	75-35-4	
cis-1,2-Dichloroethene	ND	ug/m3	1.4	0.33	1.68		04/23/14 18:17	156-59-2	
trans-1,2-Dichloroethene	ND	ug/m3	1.4	0.27	1.68		04/23/14 18:17	156-60-5	
1,2-Dichloropropane	ND	ug/m3	1.6	0.26	1.68		04/23/14 18:17	78-87-5	
cis-1,3-Dichloropropene	ND	ug/m3	1.5	0.23	1.68		04/23/14 18:17	10061-01-5	
trans-1,3-Dichloropropene	ND	ug/m3	1.5	0.25	1.68		04/23/14 18:17	10061-02-6	
Dichlorotetrafluoroethane	ND	ug/m3	2.4	0.42	1.68		04/23/14 18:17	76-14-2	
Ethanol	**48.3**	ug/m3	0.64	0.32	1.68		04/23/14 18:17	64-17-5	
Ethyl acetate	ND	ug/m3	1.2	0.21	1.68		04/23/14 18:17	141-78-6	
Ethylbenzene	**4.7**	ug/m3	1.5	0.30	1.68		04/23/14 18:17	100-41-4	
4-Ethyltoluene	**1.9**	ug/m3	1.7	0.29	1.68		04/23/14 18:17	622-96-8	
n-Heptane	**8.5**	ug/m3	1.4	0.27	1.68		04/23/14 18:17	142-82-5	
Hexachloro-1,3-butadiene	ND	ug/m3	3.7	0.69	1.68		04/23/14 18:17	87-68-3	
n-Hexane	**12.6**	ug/m3	1.2	0.17	1.68		04/23/14 18:17	110-54-3	
2-Hexanone	**1.9**	ug/m3	1.4	0.36	1.68		04/23/14 18:17	591-78-6	
Methylene Chloride	**107**	ug/m3	1.2	0.59	1.68		04/23/14 18:17	75-09-2	
4-Methyl-2-pentanone (MIBK)	ND	ug/m3	1.4	0.29	1.68		04/23/14 18:17	108-10-1	
Methyl-tert-butyl ether	ND	ug/m3	1.2	0.15	1.68		04/23/14 18:17	1634-04-4	
Naphthalene	ND	ug/m3	1.8	0.90	1.68		04/23/14 18:17	91-20-3	
2-Propanol	ND	ug/m3	0.84	0.16	1.68		04/23/14 18:17	67-63-0	
Propylene	ND	ug/m3	0.59	0.18	1.68		04/23/14 18:17	115-07-1	
Styrene	ND	ug/m3	1.5	0.23	1.68		04/23/14 18:17	100-42-5	
1,1,2,2-Tetrachloroethane	ND	ug/m3	1.2	0.39	1.68		04/23/14 18:17	79-34-5	

REPORT OF LABORATORY ANALYSIS

This report shall not be reproduced, except in full,
without the written consent of Pace Analytical Services, Inc..

Pace Analytical Services, Inc.
1700 Elm Street - Suite 200
Minneapolis, MN 55414
(612)607-1700

ANALYTICAL RESULTS

Project: 60317420 St. Louis Park Inv.
Pace Project No.: 10262793

Sample: VP-104 **Lab ID: 10262793015** Collected: 04/09/14 10:35 Received: 04/09/14 14:45 Matrix: Air

Parameters	Results	Units	Report Limit	MDL	DF	Prepared	Analyzed	CAS No.	Qual
TO15 MSV AIR	Analytical Method: TO-15								
Tetrachloroethene	**1.6**	ug/m3	1.2	0.32	1.68		04/23/14 18:17	127-18-4	
Tetrahydrofuran	ND	ug/m3	1.0	0.23	1.68		04/23/14 18:17	109-99-9	
Toluene	**27.4**	ug/m3	1.3	0.23	1.68		04/23/14 18:17	108-88-3	
1,2,4-Trichlorobenzene	ND	ug/m3	2.5	0.61	1.68		04/23/14 18:17	120-82-1	
1,1,1-Trichloroethane	ND	ug/m3	1.9	0.23	1.68		04/23/14 18:17	71-55-6	
1,1,2-Trichloroethane	ND	ug/m3	0.92	0.41	1.68		04/23/14 18:17	79-00-5	
Trichloroethene	ND	ug/m3	0.92	0.30	1.68		04/23/14 18:17	79-01-6	
Trichlorofluoromethane	ND	ug/m3	1.9	0.23	1.68		04/23/14 18:17	75-69-4	
1,1,2-Trichlorotrifluoroethane	ND	ug/m3	2.7	0.27	1.68		04/23/14 18:17	76-13-1	
1,2,4-Trimethylbenzene	**4.8**	ug/m3	1.7	0.20	1.68		04/23/14 18:17	95-63-6	
1,3,5-Trimethylbenzene	ND	ug/m3	1.7	0.35	1.68		04/23/14 18:17	108-67-8	
Vinyl acetate	ND	ug/m3	1.2	0.58	1.68		04/23/14 18:17	108-05-4	
Vinyl chloride	ND	ug/m3	0.44	0.16	1.68		04/23/14 18:17	75-01-4	
m&p-Xylene	**16.3**	ug/m3	3.0	0.24	1.68		04/23/14 18:17	179601-23-1	
o-Xylene	**4.8**	ug/m3	1.5	0.74	1.68		04/23/14 18:17	95-47-6	

REPORT OF LABORATORY ANALYSIS

This report shall not be reproduced, except in full,
without the written consent of Pace Analytical Services, Inc..

Pace Analytical Services, Inc.
1700 Elm Street - Suite 200
Minneapolis, MN 55414
(612)607-1700

ANALYTICAL RESULTS

Project: 60317420 St. Louis Park Inv.
Pace Project No.: 10262793

Sample: VP-103 **Lab ID: 10262793016** Collected: 04/09/14 10:53 Received: 04/09/14 14:45 Matrix: Air

Parameters	Results	Units	Report Limit	MDL	DF	Prepared	Analyzed	CAS No.	Qual
TO15 MSV AIR	Analytical Method: TO-15								
Acetone	**59.6**	ug/m3	0.81	0.40	1.68		04/23/14 18:39	67-64-1	
Benzene	**19.8**	ug/m3	0.55	0.20	1.68		04/23/14 18:39	71-43-2	
Benzyl chloride	ND	ug/m3	1.8	0.88	1.68		04/23/14 18:39	100-44-7	
Bromodichloromethane	ND	ug/m3	2.3	0.31	1.68		04/23/14 18:39	75-27-4	
Bromoform	ND	ug/m3	3.5	0.54	1.68		04/23/14 18:39	75-25-2	
Bromomethane	ND	ug/m3	1.3	0.45	1.68		04/23/14 18:39	74-83-9	
1,3-Butadiene	ND	ug/m3	0.76	0.14	1.68		04/23/14 18:39	106-99-0	
2-Butanone (MEK)	**10**	ug/m3	1.0	0.50	1.68		04/23/14 18:39	78-93-3	
Carbon disulfide	**15.1**	ug/m3	1.1	0.12	1.68		04/23/14 18:39	75-15-0	
Carbon tetrachloride	ND	ug/m3	1.1	0.54	1.68		04/23/14 18:39	56-23-5	
Chlorobenzene	ND	ug/m3	1.6	0.18	1.68		04/23/14 18:39	108-90-7	
Chloroethane	ND	ug/m3	0.91	0.45	1.68		04/23/14 18:39	75-00-3	
Chloroform	ND	ug/m3	1.7	0.30	1.68		04/23/14 18:39	67-66-3	
Chloromethane	ND	ug/m3	0.71	0.32	1.68		04/23/14 18:39	74-87-3	
Cyclohexane	**9.6**	ug/m3	1.2	0.21	1.68		04/23/14 18:39	110-82-7	
Dibromochloromethane	ND	ug/m3	2.9	1.5	1.68		04/23/14 18:39	124-48-1	
1,2-Dibromoethane (EDB)	ND	ug/m3	2.6	0.39	1.68		04/23/14 18:39	106-93-4	
1,2-Dichlorobenzene	ND	ug/m3	2.0	0.24	1.68		04/23/14 18:39	95-50-1	
1,3-Dichlorobenzene	ND	ug/m3	2.0	0.39	1.68		04/23/14 18:39	541-73-1	
1,4-Dichlorobenzene	ND	ug/m3	2.0	0.33	1.68		04/23/14 18:39	106-46-7	
Dichlorodifluoromethane	**2.1**	ug/m3	1.7	0.18	1.68		04/23/14 18:39	75-71-8	
1,1-Dichloroethane	ND	ug/m3	1.4	0.24	1.68		04/23/14 18:39	75-34-3	
1,2-Dichloroethane	ND	ug/m3	0.69	0.20	1.68		04/23/14 18:39	107-06-2	
1,1-Dichloroethene	ND	ug/m3	1.4	0.17	1.68		04/23/14 18:39	75-35-4	
cis-1,2-Dichloroethene	ND	ug/m3	1.4	0.33	1.68		04/23/14 18:39	156-59-2	
trans-1,2-Dichloroethene	ND	ug/m3	1.4	0.27	1.68		04/23/14 18:39	156-60-5	
1,2-Dichloropropane	ND	ug/m3	1.6	0.26	1.68		04/23/14 18:39	78-87-5	
cis-1,3-Dichloropropene	ND	ug/m3	1.5	0.23	1.68		04/23/14 18:39	10061-01-5	
trans-1,3-Dichloropropene	ND	ug/m3	1.5	0.25	1.68		04/23/14 18:39	10061-02-6	
Dichlorotetrafluoroethane	ND	ug/m3	2.4	0.42	1.68		04/23/14 18:39	76-14-2	
Ethanol	**66.9**	ug/m3	0.64	0.32	1.68		04/23/14 18:39	64-17-5	
Ethyl acetate	**7.4**	ug/m3	1.2	0.21	1.68		04/23/14 18:39	141-78-6	
Ethylbenzene	**6.7**	ug/m3	1.5	0.30	1.68		04/23/14 18:39	100-41-4	
4-Ethyltoluene	**2.6**	ug/m3	1.7	0.29	1.68		04/23/14 18:39	622-96-8	
n-Heptane	**11.7**	ug/m3	1.4	0.27	1.68		04/23/14 18:39	142-82-5	
Hexachloro-1,3-butadiene	ND	ug/m3	3.7	0.69	1.68		04/23/14 18:39	87-68-3	
n-Hexane	**18.1**	ug/m3	1.2	0.17	1.68		04/23/14 18:39	110-54-3	
2-Hexanone	**1.8**	ug/m3	1.4	0.36	1.68		04/23/14 18:39	591-78-6	
Methylene Chloride	**1.5**	ug/m3	1.2	0.59	1.68		04/23/14 18:39	75-09-2	
4-Methyl-2-pentanone (MIBK)	**1.5**	ug/m3	1.4	0.29	1.68		04/23/14 18:39	108-10-1	
Methyl-tert-butyl ether	ND	ug/m3	1.2	0.15	1.68		04/23/14 18:39	1634-04-4	
Naphthalene	ND	ug/m3	1.8	0.90	1.68		04/23/14 18:39	91-20-3	
2-Propanol	**25.3**	ug/m3	0.84	0.16	1.68		04/23/14 18:39	67-63-0	
Propylene	**64.0**	ug/m3	0.59	0.18	1.68		04/23/14 18:39	115-07-1	
Styrene	**1.7**	ug/m3	1.5	0.23	1.68		04/23/14 18:39	100-42-5	
1,1,2,2-Tetrachloroethane	ND	ug/m3	1.2	0.39	1.68		04/23/14 18:39	79-34-5	

REPORT OF LABORATORY ANALYSIS

This report shall not be reproduced, except in full,
without the written consent of Pace Analytical Services, Inc..

Pace Analytical Services, Inc.
1700 Elm Street - Suite 200
Minneapolis, MN 55414
(612)607-1700

ANALYTICAL RESULTS

Project: 60317420 St. Louis Park Inv.
Pace Project No.: 10262793

Sample: VP-103 **Lab ID: 10262793016** Collected: 04/09/14 10:53 Received: 04/09/14 14:45 Matrix: Air

Parameters	Results	Units	Report Limit	MDL	DF	Prepared	Analyzed	CAS No.	Qual
TO15 MSV AIR	Analytical Method: TO-15								
Tetrachloroethene	**2.1**	ug/m3	1.2	0.32	1.68		04/23/14 18:39	127-18-4	
Tetrahydrofuran	ND	ug/m3	1.0	0.23	1.68		04/23/14 18:39	109-99-9	
Toluene	**40.1**	ug/m3	1.3	0.23	1.68		04/23/14 18:39	108-88-3	
1,2,4-Trichlorobenzene	ND	ug/m3	2.5	0.61	1.68		04/23/14 18:39	120-82-1	
1,1,1-Trichloroethane	ND	ug/m3	1.9	0.23	1.68		04/23/14 18:39	71-55-6	
1,1,2-Trichloroethane	ND	ug/m3	0.92	0.41	1.68		04/23/14 18:39	79-00-5	
Trichloroethene	ND	ug/m3	0.92	0.30	1.68		04/23/14 18:39	79-01-6	
Trichlorofluoromethane	ND	ug/m3	1.9	0.23	1.68		04/23/14 18:39	75-69-4	
1,1,2-Trichlorotrifluoroethane	ND	ug/m3	2.7	0.27	1.68		04/23/14 18:39	76-13-1	
1,2,4-Trimethylbenzene	**7.5**	ug/m3	1.7	0.20	1.68		04/23/14 18:39	95-63-6	
1,3,5-Trimethylbenzene	**2.2**	ug/m3	1.7	0.35	1.68		04/23/14 18:39	108-67-8	
Vinyl acetate	ND	ug/m3	1.2	0.58	1.68		04/23/14 18:39	108-05-4	
Vinyl chloride	ND	ug/m3	0.44	0.16	1.68		04/23/14 18:39	75-01-4	
m&p-Xylene	**23.2**	ug/m3	3.0	0.24	1.68		04/23/14 18:39	179601-23-1	
o-Xylene	**7.4**	ug/m3	1.5	0.74	1.68		04/23/14 18:39	95-47-6	

REPORT OF LABORATORY ANALYSIS

This report shall not be reproduced, except in full,
without the written consent of Pace Analytical Services, Inc..

Pace Analytical Services, Inc.
1700 Elm Street - Suite 200
Minneapolis, MN 55414
(612)607-1700

ANALYTICAL RESULTS

Project: 60317420 St. Louis Park Inv.
Pace Project No.: 10262793

Sample: VP-102 **Lab ID: 10262793017** Collected: 04/09/14 11:05 Received: 04/09/14 14:45 Matrix: Air

Parameters	Results	Units	Report Limit	MDL	DF	Prepared	Analyzed	CAS No.	Qual
TO15 MSV AIR	Analytical Method: TO-15								
Acetone	**51.2**	ug/m3	0.81	0.40	1.68		04/23/14 19:02	67-64-1	
Benzene	**22.8**	ug/m3	0.55	0.20	1.68		04/23/14 19:02	71-43-2	
Benzyl chloride	ND	ug/m3	1.8	0.88	1.68		04/23/14 19:02	100-44-7	
Bromodichloromethane	ND	ug/m3	2.3	0.31	1.68		04/23/14 19:02	75-27-4	
Bromoform	ND	ug/m3	3.5	0.54	1.68		04/23/14 19:02	75-25-2	
Bromomethane	ND	ug/m3	1.3	0.45	1.68		04/23/14 19:02	74-83-9	
1,3-Butadiene	ND	ug/m3	0.76	0.14	1.68		04/23/14 19:02	106-99-0	
2-Butanone (MEK)	**7.1**	ug/m3	1.0	0.50	1.68		04/23/14 19:02	78-93-3	
Carbon disulfide	**35.6**	ug/m3	1.1	0.12	1.68		04/23/14 19:02	75-15-0	
Carbon tetrachloride	ND	ug/m3	1.1	0.54	1.68		04/23/14 19:02	56-23-5	
Chlorobenzene	ND	ug/m3	1.6	0.18	1.68		04/23/14 19:02	108-90-7	
Chloroethane	ND	ug/m3	0.91	0.45	1.68		04/23/14 19:02	75-00-3	
Chloroform	ND	ug/m3	1.7	0.30	1.68		04/23/14 19:02	67-66-3	
Chloromethane	ND	ug/m3	0.71	0.32	1.68		04/23/14 19:02	74-87-3	
Cyclohexane	**9.6**	ug/m3	1.2	0.21	1.68		04/23/14 19:02	110-82-7	
Dibromochloromethane	ND	ug/m3	2.9	1.5	1.68		04/23/14 19:02	124-48-1	
1,2-Dibromoethane (EDB)	ND	ug/m3	2.6	0.39	1.68		04/23/14 19:02	106-93-4	
1,2-Dichlorobenzene	ND	ug/m3	2.0	0.24	1.68		04/23/14 19:02	95-50-1	
1,3-Dichlorobenzene	ND	ug/m3	2.0	0.39	1.68		04/23/14 19:02	541-73-1	
1,4-Dichlorobenzene	ND	ug/m3	2.0	0.33	1.68		04/23/14 19:02	106-46-7	
Dichlorodifluoromethane	**2.2**	ug/m3	1.7	0.18	1.68		04/23/14 19:02	75-71-8	
1,1-Dichloroethane	ND	ug/m3	1.4	0.24	1.68		04/23/14 19:02	75-34-3	
1,2-Dichloroethane	ND	ug/m3	0.69	0.20	1.68		04/23/14 19:02	107-06-2	
1,1-Dichloroethene	ND	ug/m3	1.4	0.17	1.68		04/23/14 19:02	75-35-4	
cis-1,2-Dichloroethene	ND	ug/m3	1.4	0.33	1.68		04/23/14 19:02	156-59-2	
trans-1,2-Dichloroethene	ND	ug/m3	1.4	0.27	1.68		04/23/14 19:02	156-60-5	
1,2-Dichloropropane	ND	ug/m3	1.6	0.26	1.68		04/23/14 19:02	78-87-5	
cis-1,3-Dichloropropene	ND	ug/m3	1.5	0.23	1.68		04/23/14 19:02	10061-01-5	
trans-1,3-Dichloropropene	ND	ug/m3	1.5	0.25	1.68		04/23/14 19:02	10061-02-6	
Dichlorotetrafluoroethane	ND	ug/m3	2.4	0.42	1.68		04/23/14 19:02	76-14-2	
Ethanol	**68.7**	ug/m3	0.64	0.32	1.68		04/23/14 19:02	64-17-5	
Ethyl acetate	ND	ug/m3	1.2	0.21	1.68		04/23/14 19:02	141-78-6	
Ethylbenzene	**7.2**	ug/m3	1.5	0.30	1.68		04/23/14 19:02	100-41-4	
4-Ethyltoluene	**2.5**	ug/m3	1.7	0.29	1.68		04/23/14 19:02	622-96-8	
n-Heptane	**11.9**	ug/m3	1.4	0.27	1.68		04/23/14 19:02	142-82-5	
Hexachloro-1,3-butadiene	ND	ug/m3	3.7	0.69	1.68		04/23/14 19:02	87-68-3	
n-Hexane	**24.6**	ug/m3	1.2	0.17	1.68		04/23/14 19:02	110-54-3	
2-Hexanone	ND	ug/m3	1.4	0.36	1.68		04/23/14 19:02	591-78-6	
Methylene Chloride	**25.4**	ug/m3	1.2	0.59	1.68		04/23/14 19:02	75-09-2	
4-Methyl-2-pentanone (MIBK)	ND	ug/m3	1.4	0.29	1.68		04/23/14 19:02	108-10-1	
Methyl-tert-butyl ether	ND	ug/m3	1.2	0.15	1.68		04/23/14 19:02	1634-04-4	
Naphthalene	ND	ug/m3	1.8	0.90	1.68		04/23/14 19:02	91-20-3	
2-Propanol	ND	ug/m3	0.84	0.16	1.68		04/23/14 19:02	67-63-0	
Propylene	ND	ug/m3	0.59	0.18	1.68		04/23/14 19:02	115-07-1	
Styrene	**1.7**	ug/m3	1.5	0.23	1.68		04/23/14 19:02	100-42-5	
1,1,2,2-Tetrachloroethane	ND	ug/m3	1.2	0.39	1.68		04/23/14 19:02	79-34-5	

REPORT OF LABORATORY ANALYSIS

This report shall not be reproduced, except in full,
without the written consent of Pace Analytical Services, Inc..

Pace Analytical Services, Inc.
1700 Elm Street - Suite 200
Minneapolis, MN 55414
(612)607-1700

ANALYTICAL RESULTS

Project: 60317420 St. Louis Park Inv.
Pace Project No.: 10262793

Sample: VP-102 **Lab ID: 10262793017** Collected: 04/09/14 11:05 Received: 04/09/14 14:45 Matrix: Air

Parameters	Results	Units	Report Limit	MDL	DF	Prepared	Analyzed	CAS No.	Qual
TO15 MSV AIR	Analytical Method: TO-15								
Tetrachloroethene	ND	ug/m3	1.2	0.32	1.68		04/23/14 19:02	127-18-4	
Tetrahydrofuran	**1.9**	ug/m3	1.0	0.23	1.68		04/23/14 19:02	109-99-9	
Toluene	**45.9**	ug/m3	1.3	0.23	1.68		04/23/14 19:02	108-88-3	
1,2,4-Trichlorobenzene	ND	ug/m3	2.5	0.61	1.68		04/23/14 19:02	120-82-1	
1,1,1-Trichloroethane	ND	ug/m3	1.9	0.23	1.68		04/23/14 19:02	71-55-6	
1,1,2-Trichloroethane	ND	ug/m3	0.92	0.41	1.68		04/23/14 19:02	79-00-5	
Trichloroethene	ND	ug/m3	0.92	0.30	1.68		04/23/14 19:02	79-01-6	
Trichlorofluoromethane	ND	ug/m3	1.9	0.23	1.68		04/23/14 19:02	75-69-4	
1,1,2-Trichlorotrifluoroethane	ND	ug/m3	2.7	0.27	1.68		04/23/14 19:02	76-13-1	
1,2,4-Trimethylbenzene	**6.8**	ug/m3	1.7	0.20	1.68		04/23/14 19:02	95-63-6	
1,3,5-Trimethylbenzene	**2.1**	ug/m3	1.7	0.35	1.68		04/23/14 19:02	108-67-8	
Vinyl acetate	ND	ug/m3	1.2	0.58	1.68		04/23/14 19:02	108-05-4	
Vinyl chloride	ND	ug/m3	0.44	0.16	1.68		04/23/14 19:02	75-01-4	
m&p-Xylene	**22.3**	ug/m3	3.0	0.24	1.68		04/23/14 19:02	179601-23-1	
o-Xylene	**6.8**	ug/m3	1.5	0.74	1.68		04/23/14 19:02	95-47-6	

REPORT OF LABORATORY ANALYSIS

This report shall not be reproduced, except in full,
without the written consent of Pace Analytical Services, Inc..

Pace Analytical Services, Inc.
1700 Elm Street - Suite 200
Minneapolis, MN 55414
(612)607-1700

ANALYTICAL RESULTS

Project: 60317420 St. Louis Park Inv.
Pace Project No.: 10262793

Sample: VP-101 **Lab ID: 10262793018** Collected: 04/09/14 11:25 Received: 04/09/14 14:45 Matrix: Air

Parameters	Results	Units	Report Limit	MDL	DF	Prepared	Analyzed	CAS No.	Qual
TO15 MSV AIR	Analytical Method: TO-15								
Acetone	**62.7**	ug/m3	0.81	0.40	1.68		04/23/14 19:25	67-64-1	
Benzene	**21.8**	ug/m3	0.55	0.20	1.68		04/23/14 19:25	71-43-2	
Benzyl chloride	ND	ug/m3	1.8	0.88	1.68		04/23/14 19:25	100-44-7	
Bromodichloromethane	ND	ug/m3	2.3	0.31	1.68		04/23/14 19:25	75-27-4	
Bromoform	ND	ug/m3	3.5	0.54	1.68		04/23/14 19:25	75-25-2	
Bromomethane	ND	ug/m3	1.3	0.45	1.68		04/23/14 19:25	74-83-9	
1,3-Butadiene	ND	ug/m3	0.76	0.14	1.68		04/23/14 19:25	106-99-0	
2-Butanone (MEK)	**8.5**	ug/m3	1.0	0.50	1.68		04/23/14 19:25	78-93-3	
Carbon disulfide	**23.4**	ug/m3	1.1	0.12	1.68		04/23/14 19:25	75-15-0	
Carbon tetrachloride	ND	ug/m3	1.1	0.54	1.68		04/23/14 19:25	56-23-5	
Chlorobenzene	ND	ug/m3	1.6	0.18	1.68		04/23/14 19:25	108-90-7	
Chloroethane	ND	ug/m3	0.91	0.45	1.68		04/23/14 19:25	75-00-3	
Chloroform	ND	ug/m3	1.7	0.30	1.68		04/23/14 19:25	67-66-3	
Chloromethane	ND	ug/m3	0.71	0.32	1.68		04/23/14 19:25	74-87-3	
Cyclohexane	**13.7**	ug/m3	1.2	0.21	1.68		04/23/14 19:25	110-82-7	
Dibromochloromethane	ND	ug/m3	2.9	1.5	1.68		04/23/14 19:25	124-48-1	
1,2-Dibromoethane (EDB)	ND	ug/m3	2.6	0.39	1.68		04/23/14 19:25	106-93-4	
1,2-Dichlorobenzene	ND	ug/m3	2.0	0.24	1.68		04/23/14 19:25	95-50-1	
1,3-Dichlorobenzene	ND	ug/m3	2.0	0.39	1.68		04/23/14 19:25	541-73-1	
1,4-Dichlorobenzene	ND	ug/m3	2.0	0.33	1.68		04/23/14 19:25	106-46-7	
Dichlorodifluoromethane	**1.8**	ug/m3	1.7	0.18	1.68		04/23/14 19:25	75-71-8	
1,1-Dichloroethane	ND	ug/m3	1.4	0.24	1.68		04/23/14 19:25	75-34-3	
1,2-Dichloroethane	ND	ug/m3	0.69	0.20	1.68		04/23/14 19:25	107-06-2	
1,1-Dichloroethene	ND	ug/m3	1.4	0.17	1.68		04/23/14 19:25	75-35-4	
cis-1,2-Dichloroethene	ND	ug/m3	1.4	0.33	1.68		04/23/14 19:25	156-59-2	
trans-1,2-Dichloroethene	ND	ug/m3	1.4	0.27	1.68		04/23/14 19:25	156-60-5	
1,2-Dichloropropane	ND	ug/m3	1.6	0.26	1.68		04/23/14 19:25	78-87-5	
cis-1,3-Dichloropropene	ND	ug/m3	1.5	0.23	1.68		04/23/14 19:25	10061-01-5	
trans-1,3-Dichloropropene	ND	ug/m3	1.5	0.25	1.68		04/23/14 19:25	10061-02-6	
Dichlorotetrafluoroethane	ND	ug/m3	2.4	0.42	1.68		04/23/14 19:25	76-14-2	
Ethanol	**80.9**	ug/m3	0.64	0.32	1.68		04/23/14 19:25	64-17-5	
Ethyl acetate	ND	ug/m3	1.2	0.21	1.68		04/23/14 19:25	141-78-6	
Ethylbenzene	**7.7**	ug/m3	1.5	0.30	1.68		04/23/14 19:25	100-41-4	
4-Ethyltoluene	**2.4**	ug/m3	1.7	0.29	1.68		04/23/14 19:25	622-96-8	
n-Heptane	**16.0**	ug/m3	1.4	0.27	1.68		04/23/14 19:25	142-82-5	
Hexachloro-1,3-butadiene	ND	ug/m3	3.7	0.69	1.68		04/23/14 19:25	87-68-3	
n-Hexane	**30.5**	ug/m3	1.2	0.17	1.68		04/23/14 19:25	110-54-3	
2-Hexanone	ND	ug/m3	1.4	0.36	1.68		04/23/14 19:25	591-78-6	
Methylene Chloride	ND	ug/m3	1.2	0.59	1.68		04/23/14 19:25	75-09-2	
4-Methyl-2-pentanone (MIBK)	ND	ug/m3	1.4	0.29	1.68		04/23/14 19:25	108-10-1	
Methyl-tert-butyl ether	ND	ug/m3	1.2	0.15	1.68		04/23/14 19:25	1634-04-4	
Naphthalene	ND	ug/m3	1.8	0.90	1.68		04/23/14 19:25	91-20-3	
2-Propanol	ND	ug/m3	0.84	0.16	1.68		04/23/14 19:25	67-63-0	
Propylene	ND	ug/m3	0.59	0.18	1.68		04/23/14 19:25	115-07-1	
Styrene	**1.5**	ug/m3	1.5	0.23	1.68		04/23/14 19:25	100-42-5	
1,1,2,2-Tetrachloroethane	ND	ug/m3	1.2	0.39	1.68		04/23/14 19:25	79-34-5	

REPORT OF LABORATORY ANALYSIS

This report shall not be reproduced, except in full,
without the written consent of Pace Analytical Services, Inc..

Pace Analytical Services, Inc.
1700 Elm Street - Suite 200
Minneapolis, MN 55414
(612)607-1700

ANALYTICAL RESULTS

Project: 60317420 St. Louis Park Inv.
Pace Project No.: 10262793

Sample: VP-101 **Lab ID: 10262793018** Collected: 04/09/14 11:25 Received: 04/09/14 14:45 Matrix: Air

Parameters	Results	Units	Report Limit	MDL	DF	Prepared	Analyzed	CAS No.	Qual
TO15 MSV AIR	Analytical Method: TO-15								
Tetrachloroethene	ND	ug/m3	1.2	0.32	1.68		04/23/14 19:25	127-18-4	
Tetrahydrofuran	**2.5**	ug/m3	1.0	0.23	1.68		04/23/14 19:25	109-99-9	
Toluene	**44.0**	ug/m3	1.3	0.23	1.68		04/23/14 19:25	108-88-3	
1,2,4-Trichlorobenzene	ND	ug/m3	2.5	0.61	1.68		04/23/14 19:25	120-82-1	
1,1,1-Trichloroethane	ND	ug/m3	1.9	0.23	1.68		04/23/14 19:25	71-55-6	
1,1,2-Trichloroethane	ND	ug/m3	0.92	0.41	1.68		04/23/14 19:25	79-00-5	
Trichloroethene	ND	ug/m3	0.92	0.30	1.68		04/23/14 19:25	79-01-6	
Trichlorofluoromethane	ND	ug/m3	1.9	0.23	1.68		04/23/14 19:25	75-69-4	
1,1,2-Trichlorotrifluoroethane	ND	ug/m3	2.7	0.27	1.68		04/23/14 19:25	76-13-1	
1,2,4-Trimethylbenzene	**6.7**	ug/m3	1.7	0.20	1.68		04/23/14 19:25	95-63-6	
1,3,5-Trimethylbenzene	**2.2**	ug/m3	1.7	0.35	1.68		04/23/14 19:25	108-67-8	
Vinyl acetate	ND	ug/m3	1.2	0.58	1.68		04/23/14 19:25	108-05-4	
Vinyl chloride	ND	ug/m3	0.44	0.16	1.68		04/23/14 19:25	75-01-4	
m&p-Xylene	**20.7**	ug/m3	3.0	0.24	1.68		04/23/14 19:25	179601-23-1	
o-Xylene	**6.5**	ug/m3	1.5	0.74	1.68		04/23/14 19:25	95-47-6	

REPORT OF LABORATORY ANALYSIS

This report shall not be reproduced, except in full,
without the written consent of Pace Analytical Services, Inc..

Pace Analytical Services, Inc.
1700 Elm Street - Suite 200
Minneapolis, MN 55414
(612)607-1700

ANALYTICAL RESULTS

Project: 60317420 St. Louis Park Inv.
Pace Project No.: 10262793

Sample: VP-001 **Lab ID: 10262793019** Collected: 04/09/14 11:40 Received: 04/09/14 14:45 Matrix: Air

Parameters	Results	Units	Report Limit	MDL	DF	Prepared	Analyzed	CAS No.	Qual
TO15 MSV AIR	Analytical Method: TO-15								
Acetone	**67.6**	ug/m3	0.81	0.40	1.68		04/23/14 19:47	67-64-1	
Benzene	**20.5**	ug/m3	0.55	0.20	1.68		04/23/14 19:47	71-43-2	
Benzyl chloride	ND	ug/m3	1.8	0.88	1.68		04/23/14 19:47	100-44-7	
Bromodichloromethane	ND	ug/m3	2.3	0.31	1.68		04/23/14 19:47	75-27-4	
Bromoform	ND	ug/m3	3.5	0.54	1.68		04/23/14 19:47	75-25-2	
Bromomethane	ND	ug/m3	1.3	0.45	1.68		04/23/14 19:47	74-83-9	
1,3-Butadiene	**3.6**	ug/m3	0.76	0.14	1.68		04/23/14 19:47	106-99-0	
2-Butanone (MEK)	**14.7**	ug/m3	1.0	0.50	1.68		04/23/14 19:47	78-93-3	
Carbon disulfide	**19.7**	ug/m3	1.1	0.12	1.68		04/23/14 19:47	75-15-0	
Carbon tetrachloride	ND	ug/m3	1.1	0.54	1.68		04/23/14 19:47	56-23-5	
Chlorobenzene	ND	ug/m3	1.6	0.18	1.68		04/23/14 19:47	108-90-7	
Chloroethane	ND	ug/m3	0.91	0.45	1.68		04/23/14 19:47	75-00-3	
Chloroform	ND	ug/m3	1.7	0.30	1.68		04/23/14 19:47	67-66-3	
Chloromethane	ND	ug/m3	0.71	0.32	1.68		04/23/14 19:47	74-87-3	
Cyclohexane	**10.7**	ug/m3	1.2	0.21	1.68		04/23/14 19:47	110-82-7	
Dibromochloromethane	ND	ug/m3	2.9	1.5	1.68		04/23/14 19:47	124-48-1	
1,2-Dibromoethane (EDB)	ND	ug/m3	2.6	0.39	1.68		04/23/14 19:47	106-93-4	
1,2-Dichlorobenzene	ND	ug/m3	2.0	0.24	1.68		04/23/14 19:47	95-50-1	
1,3-Dichlorobenzene	ND	ug/m3	2.0	0.39	1.68		04/23/14 19:47	541-73-1	
1,4-Dichlorobenzene	ND	ug/m3	2.0	0.33	1.68		04/23/14 19:47	106-46-7	
Dichlorodifluoromethane	**1.7**	ug/m3	1.7	0.18	1.68		04/23/14 19:47	75-71-8	
1,1-Dichloroethane	ND	ug/m3	1.4	0.24	1.68		04/23/14 19:47	75-34-3	
1,2-Dichloroethane	ND	ug/m3	0.69	0.20	1.68		04/23/14 19:47	107-06-2	
1,1-Dichloroethene	ND	ug/m3	1.4	0.17	1.68		04/23/14 19:47	75-35-4	
cis-1,2-Dichloroethene	ND	ug/m3	1.4	0.33	1.68		04/23/14 19:47	156-59-2	
trans-1,2-Dichloroethene	ND	ug/m3	1.4	0.27	1.68		04/23/14 19:47	156-60-5	
1,2-Dichloropropane	ND	ug/m3	1.6	0.26	1.68		04/23/14 19:47	78-87-5	
cis-1,3-Dichloropropene	ND	ug/m3	1.5	0.23	1.68		04/23/14 19:47	10061-01-5	
trans-1,3-Dichloropropene	ND	ug/m3	1.5	0.25	1.68		04/23/14 19:47	10061-02-6	
Dichlorotetrafluoroethane	ND	ug/m3	2.4	0.42	1.68		04/23/14 19:47	76-14-2	
Ethanol	**82.8**	ug/m3	0.64	0.32	1.68		04/23/14 19:47	64-17-5	
Ethyl acetate	ND	ug/m3	1.2	0.21	1.68		04/23/14 19:47	141-78-6	
Ethylbenzene	**7.1**	ug/m3	1.5	0.30	1.68		04/23/14 19:47	100-41-4	
4-Ethyltoluene	**2.6**	ug/m3	1.7	0.29	1.68		04/23/14 19:47	622-96-8	
n-Heptane	**15.1**	ug/m3	1.4	0.27	1.68		04/23/14 19:47	142-82-5	
Hexachloro-1,3-butadiene	ND	ug/m3	3.7	0.69	1.68		04/23/14 19:47	87-68-3	
n-Hexane	**25.4**	ug/m3	1.2	0.17	1.68		04/23/14 19:47	110-54-3	
2-Hexanone	**2.4**	ug/m3	1.4	0.36	1.68		04/23/14 19:47	591-78-6	
Methylene Chloride	**19.3**	ug/m3	1.2	0.59	1.68		04/23/14 19:47	75-09-2	
4-Methyl-2-pentanone (MIBK)	ND	ug/m3	1.4	0.29	1.68		04/23/14 19:47	108-10-1	
Methyl-tert-butyl ether	ND	ug/m3	1.2	0.15	1.68		04/23/14 19:47	1634-04-4	
Naphthalene	ND	ug/m3	1.8	0.90	1.68		04/23/14 19:47	91-20-3	
2-Propanol	ND	ug/m3	0.84	0.16	1.68		04/23/14 19:47	67-63-0	
Propylene	ND	ug/m3	0.59	0.18	1.68		04/23/14 19:47	115-07-1	
Styrene	**1.8**	ug/m3	1.5	0.23	1.68		04/23/14 19:47	100-42-5	
1,1,2,2-Tetrachloroethane	ND	ug/m3	1.2	0.39	1.68		04/23/14 19:47	79-34-5	

REPORT OF LABORATORY ANALYSIS

This report shall not be reproduced, except in full,
without the written consent of Pace Analytical Services, Inc..

Pace Analytical Services, Inc.
1700 Elm Street - Suite 200
Minneapolis, MN 55414
(612)607-1700

ANALYTICAL RESULTS

Project: 60317420 St. Louis Park Inv.
Pace Project No.: 10262793

Sample: VP-001 **Lab ID: 10262793019** Collected: 04/09/14 11:40 Received: 04/09/14 14:45 Matrix: Air

Parameters	Results	Units	Report Limit	MDL	DF	Prepared	Analyzed	CAS No.	Qual
TO15 MSV AIR	Analytical Method: TO-15								
Tetrachloroethene	**1.7**	ug/m3	1.2	0.32	1.68		04/23/14 19:47	127-18-4	
Tetrahydrofuran	**1.9**	ug/m3	1.0	0.23	1.68		04/23/14 19:47	109-99-9	
Toluene	**43.2**	ug/m3	1.3	0.23	1.68		04/23/14 19:47	108-88-3	
1,2,4-Trichlorobenzene	ND	ug/m3	2.5	0.61	1.68		04/23/14 19:47	120-82-1	
1,1,1-Trichloroethane	ND	ug/m3	1.9	0.23	1.68		04/23/14 19:47	71-55-6	
1,1,2-Trichloroethane	ND	ug/m3	0.92	0.41	1.68		04/23/14 19:47	79-00-5	
Trichloroethene	ND	ug/m3	0.92	0.30	1.68		04/23/14 19:47	79-01-6	
Trichlorofluoromethane	ND	ug/m3	1.9	0.23	1.68		04/23/14 19:47	75-69-4	
1,1,2-Trichlorotrifluoroethane	ND	ug/m3	2.7	0.27	1.68		04/23/14 19:47	76-13-1	
1,2,4-Trimethylbenzene	**7.1**	ug/m3	1.7	0.20	1.68		04/23/14 19:47	95-63-6	
1,3,5-Trimethylbenzene	**2.2**	ug/m3	1.7	0.35	1.68		04/23/14 19:47	108-67-8	
Vinyl acetate	ND	ug/m3	1.2	0.58	1.68		04/23/14 19:47	108-05-4	
Vinyl chloride	ND	ug/m3	0.44	0.16	1.68		04/23/14 19:47	75-01-4	
m&p-Xylene	**20.9**	ug/m3	3.0	0.24	1.68		04/23/14 19:47	179601-23-1	
o-Xylene	**7.1**	ug/m3	1.5	0.74	1.68		04/23/14 19:47	95-47-6	

REPORT OF LABORATORY ANALYSIS

This report shall not be reproduced, except in full,
without the written consent of Pace Analytical Services, Inc..

Pace Analytical Services, Inc.
1700 Elm Street - Suite 200
Minneapolis, MN 55414
(612)607-1700

ANALYTICAL RESULTS

Project: 60317420 St. Louis Park Inv.
Pace Project No.: 10262793

Sample: VP-002 **Lab ID: 10262793020** Collected: 04/09/14 11:59 Received: 04/09/14 14:45 Matrix: Air

Parameters	Results	Units	Report Limit	MDL	DF	Prepared	Analyzed	CAS No.	Qual
TO15 MSV AIR	Analytical Method: TO-15								
Acetone	**45.8**	ug/m3	0.81	0.40	1.68		04/23/14 20:10	67-64-1	
Benzene	**25.5**	ug/m3	0.55	0.20	1.68		04/23/14 20:10	71-43-2	
Benzyl chloride	ND	ug/m3	1.8	0.88	1.68		04/23/14 20:10	100-44-7	
Bromodichloromethane	ND	ug/m3	2.3	0.31	1.68		04/23/14 20:10	75-27-4	
Bromoform	ND	ug/m3	3.5	0.54	1.68		04/23/14 20:10	75-25-2	
Bromomethane	ND	ug/m3	1.3	0.45	1.68		04/23/14 20:10	74-83-9	
1,3-Butadiene	ND	ug/m3	0.76	0.14	1.68		04/23/14 20:10	106-99-0	
2-Butanone (MEK)	**5.6**	ug/m3	1.0	0.50	1.68		04/23/14 20:10	78-93-3	
Carbon disulfide	**27.5**	ug/m3	1.1	0.12	1.68		04/23/14 20:10	75-15-0	
Carbon tetrachloride	ND	ug/m3	1.1	0.54	1.68		04/23/14 20:10	56-23-5	
Chlorobenzene	ND	ug/m3	1.6	0.18	1.68		04/23/14 20:10	108-90-7	
Chloroethane	ND	ug/m3	0.91	0.45	1.68		04/23/14 20:10	75-00-3	
Chloroform	ND	ug/m3	1.7	0.30	1.68		04/23/14 20:10	67-66-3	
Chloromethane	ND	ug/m3	0.71	0.32	1.68		04/23/14 20:10	74-87-3	
Cyclohexane	**20.3**	ug/m3	1.2	0.21	1.68		04/23/14 20:10	110-82-7	
Dibromochloromethane	ND	ug/m3	2.9	1.5	1.68		04/23/14 20:10	124-48-1	
1,2-Dibromoethane (EDB)	ND	ug/m3	2.6	0.39	1.68		04/23/14 20:10	106-93-4	
1,2-Dichlorobenzene	ND	ug/m3	2.0	0.24	1.68		04/23/14 20:10	95-50-1	
1,3-Dichlorobenzene	ND	ug/m3	2.0	0.39	1.68		04/23/14 20:10	541-73-1	
1,4-Dichlorobenzene	ND	ug/m3	2.0	0.33	1.68		04/23/14 20:10	106-46-7	
Dichlorodifluoromethane	**1.8**	ug/m3	1.7	0.18	1.68		04/23/14 20:10	75-71-8	
1,1-Dichloroethane	ND	ug/m3	1.4	0.24	1.68		04/23/14 20:10	75-34-3	
1,2-Dichloroethane	ND	ug/m3	0.69	0.20	1.68		04/23/14 20:10	107-06-2	
1,1-Dichloroethene	ND	ug/m3	1.4	0.17	1.68		04/23/14 20:10	75-35-4	
cis-1,2-Dichloroethene	ND	ug/m3	1.4	0.33	1.68		04/23/14 20:10	156-59-2	
trans-1,2-Dichloroethene	ND	ug/m3	1.4	0.27	1.68		04/23/14 20:10	156-60-5	
1,2-Dichloropropane	ND	ug/m3	1.6	0.26	1.68		04/23/14 20:10	78-87-5	
cis-1,3-Dichloropropene	ND	ug/m3	1.5	0.23	1.68		04/23/14 20:10	10061-01-5	
trans-1,3-Dichloropropene	ND	ug/m3	1.5	0.25	1.68		04/23/14 20:10	10061-02-6	
Dichlorotetrafluoroethane	ND	ug/m3	2.4	0.42	1.68		04/23/14 20:10	76-14-2	
Ethanol	**72.5**	ug/m3	0.64	0.32	1.68		04/23/14 20:10	64-17-5	
Ethyl acetate	ND	ug/m3	1.2	0.21	1.68		04/23/14 20:10	141-78-6	
Ethylbenzene	**7.0**	ug/m3	1.5	0.30	1.68		04/23/14 20:10	100-41-4	
4-Ethyltoluene	**1.9**	ug/m3	1.7	0.29	1.68		04/23/14 20:10	622-96-8	
n-Heptane	**24.0**	ug/m3	1.4	0.27	1.68		04/23/14 20:10	142-82-5	
Hexachloro-1,3-butadiene	ND	ug/m3	3.7	0.69	1.68		04/23/14 20:10	87-68-3	
n-Hexane	**49.9**	ug/m3	1.2	0.17	1.68		04/23/14 20:10	110-54-3	
2-Hexanone	ND	ug/m3	1.4	0.36	1.68		04/23/14 20:10	591-78-6	
Methylene Chloride	ND	ug/m3	1.2	0.59	1.68		04/23/14 20:10	75-09-2	
4-Methyl-2-pentanone (MIBK)	ND	ug/m3	1.4	0.29	1.68		04/23/14 20:10	108-10-1	
Methyl-tert-butyl ether	ND	ug/m3	1.2	0.15	1.68		04/23/14 20:10	1634-04-4	
Naphthalene	ND	ug/m3	1.8	0.90	1.68		04/23/14 20:10	91-20-3	
2-Propanol	ND	ug/m3	0.84	0.16	1.68		04/23/14 20:10	67-63-0	
Propylene	ND	ug/m3	0.59	0.18	1.68		04/23/14 20:10	115-07-1	
Styrene	ND	ug/m3	1.5	0.23	1.68		04/23/14 20:10	100-42-5	
1,1,2,2-Tetrachloroethane	ND	ug/m3	1.2	0.39	1.68		04/23/14 20:10	79-34-5	

REPORT OF LABORATORY ANALYSIS

This report shall not be reproduced, except in full,
without the written consent of Pace Analytical Services, Inc..

Pace Analytical Services, Inc.
1700 Elm Street - Suite 200
Minneapolis, MN 55414
(612)607-1700

ANALYTICAL RESULTS

Project: 60317420 St. Louis Park Inv.
Pace Project No.: 10262793

Sample: VP-002 **Lab ID: 10262793020** Collected: 04/09/14 11:59 Received: 04/09/14 14:45 Matrix: Air

Parameters	Results	Units	Report Limit	MDL	DF	Prepared	Analyzed	CAS No.	Qual
TO15 MSV AIR	Analytical Method: TO-15								
Tetrachloroethene	**3.9**	ug/m3	1.2	0.32	1.68		04/23/14 20:10	127-18-4	
Tetrahydrofuran	**2.0**	ug/m3	1.0	0.23	1.68		04/23/14 20:10	109-99-9	
Toluene	**42.4**	ug/m3	1.3	0.23	1.68		04/23/14 20:10	108-88-3	
1,2,4-Trichlorobenzene	ND	ug/m3	2.5	0.61	1.68		04/23/14 20:10	120-82-1	
1,1,1-Trichloroethane	ND	ug/m3	1.9	0.23	1.68		04/23/14 20:10	71-55-6	
1,1,2-Trichloroethane	ND	ug/m3	0.92	0.41	1.68		04/23/14 20:10	79-00-5	
Trichloroethene	ND	ug/m3	0.92	0.30	1.68		04/23/14 20:10	79-01-6	
Trichlorofluoromethane	ND	ug/m3	1.9	0.23	1.68		04/23/14 20:10	75-69-4	
1,1,2-Trichlorotrifluoroethane	ND	ug/m3	2.7	0.27	1.68		04/23/14 20:10	76-13-1	
1,2,4-Trimethylbenzene	**5.8**	ug/m3	1.7	0.20	1.68		04/23/14 20:10	95-63-6	
1,3,5-Trimethylbenzene	**1.8**	ug/m3	1.7	0.35	1.68		04/23/14 20:10	108-67-8	
Vinyl acetate	ND	ug/m3	1.2	0.58	1.68		04/23/14 20:10	108-05-4	
Vinyl chloride	ND	ug/m3	0.44	0.16	1.68		04/23/14 20:10	75-01-4	
m&p-Xylene	**17.1**	ug/m3	3.0	0.24	1.68		04/23/14 20:10	179601-23-1	
o-Xylene	**5.2**	ug/m3	1.5	0.74	1.68		04/23/14 20:10	95-47-6	

REPORT OF LABORATORY ANALYSIS

This report shall not be reproduced, except in full,
without the written consent of Pace Analytical Services, Inc..

Pace Analytical Services, Inc.
1700 Elm Street - Suite 200
Minneapolis, MN 55414
(612)607-1700

ANALYTICAL RESULTS

Project: 60317420 St. Louis Park Inv.
Pace Project No.: 10262793

Sample: VP-003 **Lab ID: 10262793021** Collected: 04/09/14 12:15 Received: 04/09/14 14:45 Matrix: Air

Parameters	Results	Units	Report Limit	MDL	DF	Prepared	Analyzed	CAS No.	Qual
TO15 MSV AIR	Analytical Method: TO-15								
Acetone	**53.4**	ug/m3	0.81	0.40	1.68		04/23/14 20:33	67-64-1	
Benzene	**16.0**	ug/m3	0.55	0.20	1.68		04/23/14 20:33	71-43-2	
Benzyl chloride	ND	ug/m3	1.8	0.88	1.68		04/23/14 20:33	100-44-7	
Bromodichloromethane	ND	ug/m3	2.3	0.31	1.68		04/23/14 20:33	75-27-4	
Bromoform	ND	ug/m3	3.5	0.54	1.68		04/23/14 20:33	75-25-2	
Bromomethane	ND	ug/m3	1.3	0.45	1.68		04/23/14 20:33	74-83-9	
1,3-Butadiene	ND	ug/m3	0.76	0.14	1.68		04/23/14 20:33	106-99-0	
2-Butanone (MEK)	**7.8**	ug/m3	1.0	0.50	1.68		04/23/14 20:33	78-93-3	
Carbon disulfide	**18.6**	ug/m3	1.1	0.12	1.68		04/23/14 20:33	75-15-0	
Carbon tetrachloride	ND	ug/m3	1.1	0.54	1.68		04/23/14 20:33	56-23-5	
Chlorobenzene	ND	ug/m3	1.6	0.18	1.68		04/23/14 20:33	108-90-7	
Chloroethane	ND	ug/m3	0.91	0.45	1.68		04/23/14 20:33	75-00-3	
Chloroform	ND	ug/m3	1.7	0.30	1.68		04/23/14 20:33	67-66-3	
Chloromethane	ND	ug/m3	0.71	0.32	1.68		04/23/14 20:33	74-87-3	
Cyclohexane	**11.9**	ug/m3	1.2	0.21	1.68		04/23/14 20:33	110-82-7	
Dibromochloromethane	ND	ug/m3	2.9	1.5	1.68		04/23/14 20:33	124-48-1	
1,2-Dibromoethane (EDB)	ND	ug/m3	2.6	0.39	1.68		04/23/14 20:33	106-93-4	
1,2-Dichlorobenzene	ND	ug/m3	2.0	0.24	1.68		04/23/14 20:33	95-50-1	
1,3-Dichlorobenzene	ND	ug/m3	2.0	0.39	1.68		04/23/14 20:33	541-73-1	
1,4-Dichlorobenzene	ND	ug/m3	2.0	0.33	1.68		04/23/14 20:33	106-46-7	
Dichlorodifluoromethane	**2.3**	ug/m3	1.7	0.18	1.68		04/23/14 20:33	75-71-8	
1,1-Dichloroethane	ND	ug/m3	1.4	0.24	1.68		04/23/14 20:33	75-34-3	
1,2-Dichloroethane	ND	ug/m3	0.69	0.20	1.68		04/23/14 20:33	107-06-2	
1,1-Dichloroethene	ND	ug/m3	1.4	0.17	1.68		04/23/14 20:33	75-35-4	
cis-1,2-Dichloroethene	ND	ug/m3	1.4	0.33	1.68		04/23/14 20:33	156-59-2	
trans-1,2-Dichloroethene	ND	ug/m3	1.4	0.27	1.68		04/23/14 20:33	156-60-5	
1,2-Dichloropropane	ND	ug/m3	1.6	0.26	1.68		04/23/14 20:33	78-87-5	
cis-1,3-Dichloropropene	ND	ug/m3	1.5	0.23	1.68		04/23/14 20:33	10061-01-5	
trans-1,3-Dichloropropene	ND	ug/m3	1.5	0.25	1.68		04/23/14 20:33	10061-02-6	
Dichlorotetrafluoroethane	ND	ug/m3	2.4	0.42	1.68		04/23/14 20:33	76-14-2	
Ethanol	**68.5**	ug/m3	0.64	0.32	1.68		04/23/14 20:33	64-17-5	
Ethyl acetate	ND	ug/m3	1.2	0.21	1.68		04/23/14 20:33	141-78-6	
Ethylbenzene	**5.1**	ug/m3	1.5	0.30	1.68		04/23/14 20:33	100-41-4	
4-Ethyltoluene	**2.0**	ug/m3	1.7	0.29	1.68		04/23/14 20:33	622-96-8	
n-Heptane	**12.2**	ug/m3	1.4	0.27	1.68		04/23/14 20:33	142-82-5	
Hexachloro-1,3-butadiene	ND	ug/m3	3.7	0.69	1.68		04/23/14 20:33	87-68-3	
n-Hexane	**30.7**	ug/m3	1.2	0.17	1.68		04/23/14 20:33	110-54-3	
2-Hexanone	ND	ug/m3	1.4	0.36	1.68		04/23/14 20:33	591-78-6	
Methylene Chloride	**2.4**	ug/m3	1.2	0.59	1.68		04/23/14 20:33	75-09-2	
4-Methyl-2-pentanone (MIBK)	ND	ug/m3	1.4	0.29	1.68		04/23/14 20:33	108-10-1	
Methyl-tert-butyl ether	ND	ug/m3	1.2	0.15	1.68		04/23/14 20:33	1634-04-4	
Naphthalene	ND	ug/m3	1.8	0.90	1.68		04/23/14 20:33	91-20-3	
2-Propanol	ND	ug/m3	0.84	0.16	1.68		04/23/14 20:33	67-63-0	
Propylene	ND	ug/m3	0.59	0.18	1.68		04/23/14 20:33	115-07-1	
Styrene	ND	ug/m3	1.5	0.23	1.68		04/23/14 20:33	100-42-5	
1,1,2,2-Tetrachloroethane	ND	ug/m3	1.2	0.39	1.68		04/23/14 20:33	79-34-5	

REPORT OF LABORATORY ANALYSIS

This report shall not be reproduced, except in full,
without the written consent of Pace Analytical Services, Inc..

Pace Analytical Services, Inc.
1700 Elm Street - Suite 200
Minneapolis, MN 55414
(612)607-1700

ANALYTICAL RESULTS

Project: 60317420 St. Louis Park Inv.
Pace Project No.: 10262793

Sample: VP-003 **Lab ID: 10262793021** Collected: 04/09/14 12:15 Received: 04/09/14 14:45 Matrix: Air

Parameters	Results	Units	Report Limit	MDL	DF	Prepared	Analyzed	CAS No.	Qual
TO15 MSV AIR	Analytical Method: TO-15								
Tetrachloroethene	**5.1**	ug/m3	1.2	0.32	1.68		04/23/14 20:33	127-18-4	
Tetrahydrofuran	ND	ug/m3	1.0	0.23	1.68		04/23/14 20:33	109-99-9	
Toluene	**32.3**	ug/m3	1.3	0.23	1.68		04/23/14 20:33	108-88-3	
1,2,4-Trichlorobenzene	ND	ug/m3	2.5	0.61	1.68		04/23/14 20:33	120-82-1	
1,1,1-Trichloroethane	ND	ug/m3	1.9	0.23	1.68		04/23/14 20:33	71-55-6	
1,1,2-Trichloroethane	ND	ug/m3	0.92	0.41	1.68		04/23/14 20:33	79-00-5	
Trichloroethene	**2.6**	ug/m3	0.92	0.30	1.68		04/23/14 20:33	79-01-6	
Trichlorofluoromethane	ND	ug/m3	1.9	0.23	1.68		04/23/14 20:33	75-69-4	
1,1,2-Trichlorotrifluoroethane	ND	ug/m3	2.7	0.27	1.68		04/23/14 20:33	76-13-1	
1,2,4-Trimethylbenzene	**5.9**	ug/m3	1.7	0.20	1.68		04/23/14 20:33	95-63-6	
1,3,5-Trimethylbenzene	**1.8**	ug/m3	1.7	0.35	1.68		04/23/14 20:33	108-67-8	
Vinyl acetate	ND	ug/m3	1.2	0.58	1.68		04/23/14 20:33	108-05-4	
Vinyl chloride	ND	ug/m3	0.44	0.16	1.68		04/23/14 20:33	75-01-4	
m&p-Xylene	**15.0**	ug/m3	3.0	0.24	1.68		04/23/14 20:33	179601-23-1	
o-Xylene	**5.0**	ug/m3	1.5	0.74	1.68		04/23/14 20:33	95-47-6	

REPORT OF LABORATORY ANALYSIS

This report shall not be reproduced, except in full,
without the written consent of Pace Analytical Services, Inc..

Pace Analytical Services, Inc.
1700 Elm Street - Suite 200
Minneapolis, MN 55414
(612)607-1700

ANALYTICAL RESULTS

Project: 60317420 St. Louis Park Inv.
Pace Project No.: 10262793

Sample: VP-004 **Lab ID: 10262793022** Collected: 04/09/14 12:30 Received: 04/09/14 14:45 Matrix: Air

Parameters	Results	Units	Report Limit	MDL	DF	Prepared	Analyzed	CAS No.	Qual
TO15 MSV AIR	Analytical Method: TO-15								
Acetone	**50.5**	ug/m3	0.81	0.40	1.68		04/23/14 20:55	67-64-1	
Benzene	**8.5**	ug/m3	0.55	0.20	1.68		04/23/14 20:55	71-43-2	
Benzyl chloride	ND	ug/m3	1.8	0.88	1.68		04/23/14 20:55	100-44-7	
Bromodichloromethane	ND	ug/m3	2.3	0.31	1.68		04/23/14 20:55	75-27-4	
Bromoform	ND	ug/m3	3.5	0.54	1.68		04/23/14 20:55	75-25-2	
Bromomethane	ND	ug/m3	1.3	0.45	1.68		04/23/14 20:55	74-83-9	
1,3-Butadiene	ND	ug/m3	0.76	0.14	1.68		04/23/14 20:55	106-99-0	
2-Butanone (MEK)	**7.8**	ug/m3	1.0	0.50	1.68		04/23/14 20:55	78-93-3	
Carbon disulfide	**5.7**	ug/m3	1.1	0.12	1.68		04/23/14 20:55	75-15-0	
Carbon tetrachloride	ND	ug/m3	1.1	0.54	1.68		04/23/14 20:55	56-23-5	
Chlorobenzene	ND	ug/m3	1.6	0.18	1.68		04/23/14 20:55	108-90-7	
Chloroethane	ND	ug/m3	0.91	0.45	1.68		04/23/14 20:55	75-00-3	
Chloroform	ND	ug/m3	1.7	0.30	1.68		04/23/14 20:55	67-66-3	
Chloromethane	ND	ug/m3	0.71	0.32	1.68		04/23/14 20:55	74-87-3	
Cyclohexane	**2.5**	ug/m3	1.2	0.21	1.68		04/23/14 20:55	110-82-7	
Dibromochloromethane	ND	ug/m3	2.9	1.5	1.68		04/23/14 20:55	124-48-1	
1,2-Dibromoethane (EDB)	ND	ug/m3	2.6	0.39	1.68		04/23/14 20:55	106-93-4	
1,2-Dichlorobenzene	ND	ug/m3	2.0	0.24	1.68		04/23/14 20:55	95-50-1	
1,3-Dichlorobenzene	ND	ug/m3	2.0	0.39	1.68		04/23/14 20:55	541-73-1	
1,4-Dichlorobenzene	ND	ug/m3	2.0	0.33	1.68		04/23/14 20:55	106-46-7	
Dichlorodifluoromethane	**2.0**	ug/m3	1.7	0.18	1.68		04/23/14 20:55	75-71-8	
1,1-Dichloroethane	ND	ug/m3	1.4	0.24	1.68		04/23/14 20:55	75-34-3	
1,2-Dichloroethane	ND	ug/m3	0.69	0.20	1.68		04/23/14 20:55	107-06-2	
1,1-Dichloroethene	ND	ug/m3	1.4	0.17	1.68		04/23/14 20:55	75-35-4	
cis-1,2-Dichloroethene	ND	ug/m3	1.4	0.33	1.68		04/23/14 20:55	156-59-2	
trans-1,2-Dichloroethene	ND	ug/m3	1.4	0.27	1.68		04/23/14 20:55	156-60-5	
1,2-Dichloropropane	ND	ug/m3	1.6	0.26	1.68		04/23/14 20:55	78-87-5	
cis-1,3-Dichloropropene	ND	ug/m3	1.5	0.23	1.68		04/23/14 20:55	10061-01-5	
trans-1,3-Dichloropropene	ND	ug/m3	1.5	0.25	1.68		04/23/14 20:55	10061-02-6	
Dichlorotetrafluoroethane	ND	ug/m3	2.4	0.42	1.68		04/23/14 20:55	76-14-2	
Ethanol	**65.0**	ug/m3	0.64	0.32	1.68		04/23/14 20:55	64-17-5	
Ethyl acetate	ND	ug/m3	1.2	0.21	1.68		04/23/14 20:55	141-78-6	
Ethylbenzene	**3.8**	ug/m3	1.5	0.30	1.68		04/23/14 20:55	100-41-4	
4-Ethyltoluene	**2.0**	ug/m3	1.7	0.29	1.68		04/23/14 20:55	622-96-8	
n-Heptane	**3.5**	ug/m3	1.4	0.27	1.68		04/23/14 20:55	142-82-5	
Hexachloro-1,3-butadiene	ND	ug/m3	3.7	0.69	1.68		04/23/14 20:55	87-68-3	
n-Hexane	**6.0**	ug/m3	1.2	0.17	1.68		04/23/14 20:55	110-54-3	
2-Hexanone	**1.5**	ug/m3	1.4	0.36	1.68		04/23/14 20:55	591-78-6	
Methylene Chloride	ND	ug/m3	1.2	0.59	1.68		04/23/14 20:55	75-09-2	
4-Methyl-2-pentanone (MIBK)	ND	ug/m3	1.4	0.29	1.68		04/23/14 20:55	108-10-1	
Methyl-tert-butyl ether	ND	ug/m3	1.2	0.15	1.68		04/23/14 20:55	1634-04-4	
Naphthalene	ND	ug/m3	1.8	0.90	1.68		04/23/14 20:55	91-20-3	
2-Propanol	ND	ug/m3	0.84	0.16	1.68		04/23/14 20:55	67-63-0	
Propylene	**136**	ug/m3	0.59	0.18	1.68		04/23/14 20:55	115-07-1	E
Styrene	ND	ug/m3	1.5	0.23	1.68		04/23/14 20:55	100-42-5	
1,1,2,2-Tetrachloroethane	ND	ug/m3	1.2	0.39	1.68		04/23/14 20:55	79-34-5	

REPORT OF LABORATORY ANALYSIS

This report shall not be reproduced, except in full,
without the written consent of Pace Analytical Services, Inc..

Pace Analytical Services, Inc.
1700 Elm Street - Suite 200
Minneapolis, MN 55414
(612)607-1700

ANALYTICAL RESULTS

Project: 60317420 St. Louis Park Inv.
Pace Project No.: 10262793

Sample: VP-004 **Lab ID: 10262793022** Collected: 04/09/14 12:30 Received: 04/09/14 14:45 Matrix: Air

Parameters	Results	Units	Report Limit	MDL	DF	Prepared	Analyzed	CAS No.	Qual
TO15 MSV AIR	Analytical Method: TO-15								
Tetrachloroethene	ND	ug/m3	1.2	0.32	1.68		04/23/14 20:55	127-18-4	
Tetrahydrofuran	ND	ug/m3	1.0	0.23	1.68		04/23/14 20:55	109-99-9	
Toluene	**23.5**	ug/m3	1.3	0.23	1.68		04/23/14 20:55	108-88-3	
1,2,4-Trichlorobenzene	ND	ug/m3	2.5	0.61	1.68		04/23/14 20:55	120-82-1	
1,1,1-Trichloroethane	ND	ug/m3	1.9	0.23	1.68		04/23/14 20:55	71-55-6	
1,1,2-Trichloroethane	ND	ug/m3	0.92	0.41	1.68		04/23/14 20:55	79-00-5	
Trichloroethene	ND	ug/m3	0.92	0.30	1.68		04/23/14 20:55	79-01-6	
Trichlorofluoromethane	ND	ug/m3	1.9	0.23	1.68		04/23/14 20:55	75-69-4	
1,1,2-Trichlorotrifluoroethane	ND	ug/m3	2.7	0.27	1.68		04/23/14 20:55	76-13-1	
1,2,4-Trimethylbenzene	**5.8**	ug/m3	1.7	0.20	1.68		04/23/14 20:55	95-63-6	
1,3,5-Trimethylbenzene	**1.7**	ug/m3	1.7	0.35	1.68		04/23/14 20:55	108-67-8	
Vinyl acetate	ND	ug/m3	1.2	0.58	1.68		04/23/14 20:55	108-05-4	
Vinyl chloride	ND	ug/m3	0.44	0.16	1.68		04/23/14 20:55	75-01-4	
m&p-Xylene	**13.7**	ug/m3	3.0	0.24	1.68		04/23/14 20:55	179601-23-1	
o-Xylene	**4.3**	ug/m3	1.5	0.74	1.68		04/23/14 20:55	95-47-6	

REPORT OF LABORATORY ANALYSIS

This report shall not be reproduced, except in full,
without the written consent of Pace Analytical Services, Inc..

Pace Analytical Services, Inc.
1700 Elm Street - Suite 200
Minneapolis, MN 55414
(612)607-1700

ANALYTICAL RESULTS

Project: 60317420 St. Louis Park Inv.
Pace Project No.: 10262793

Sample: VP-004A **Lab ID: 10262793023** Collected: 04/09/14 12:35 Received: 04/09/14 14:45 Matrix: Air

Parameters	Results	Units	Report Limit	MDL	DF	Prepared	Analyzed	CAS No.	Qual
TO15 MSV AIR	Analytical Method: TO-15								
Acetone	**45.6**	ug/m3	0.81	0.40	1.68		04/23/14 21:18	67-64-1	
Benzene	**7.3**	ug/m3	0.55	0.20	1.68		04/23/14 21:18	71-43-2	
Benzyl chloride	ND	ug/m3	1.8	0.88	1.68		04/23/14 21:18	100-44-7	
Bromodichloromethane	ND	ug/m3	2.3	0.31	1.68		04/23/14 21:18	75-27-4	
Bromoform	ND	ug/m3	3.5	0.54	1.68		04/23/14 21:18	75-25-2	
Bromomethane	ND	ug/m3	1.3	0.45	1.68		04/23/14 21:18	74-83-9	
1,3-Butadiene	ND	ug/m3	0.76	0.14	1.68		04/23/14 21:18	106-99-0	
2-Butanone (MEK)	**7.2**	ug/m3	1.0	0.50	1.68		04/23/14 21:18	78-93-3	
Carbon disulfide	**3.7**	ug/m3	1.1	0.12	1.68		04/23/14 21:18	75-15-0	
Carbon tetrachloride	ND	ug/m3	1.1	0.54	1.68		04/23/14 21:18	56-23-5	
Chlorobenzene	ND	ug/m3	1.6	0.18	1.68		04/23/14 21:18	108-90-7	
Chloroethane	ND	ug/m3	0.91	0.45	1.68		04/23/14 21:18	75-00-3	
Chloroform	ND	ug/m3	1.7	0.30	1.68		04/23/14 21:18	67-66-3	
Chloromethane	ND	ug/m3	0.71	0.32	1.68		04/23/14 21:18	74-87-3	
Cyclohexane	ND	ug/m3	1.2	0.21	1.68		04/23/14 21:18	110-82-7	
Dibromochloromethane	ND	ug/m3	2.9	1.5	1.68		04/23/14 21:18	124-48-1	
1,2-Dibromoethane (EDB)	ND	ug/m3	2.6	0.39	1.68		04/23/14 21:18	106-93-4	
1,2-Dichlorobenzene	ND	ug/m3	2.0	0.24	1.68		04/23/14 21:18	95-50-1	
1,3-Dichlorobenzene	ND	ug/m3	2.0	0.39	1.68		04/23/14 21:18	541-73-1	
1,4-Dichlorobenzene	ND	ug/m3	2.0	0.33	1.68		04/23/14 21:18	106-46-7	
Dichlorodifluoromethane	**1.8**	ug/m3	1.7	0.18	1.68		04/23/14 21:18	75-71-8	
1,1-Dichloroethane	ND	ug/m3	1.4	0.24	1.68		04/23/14 21:18	75-34-3	
1,2-Dichloroethane	ND	ug/m3	0.69	0.20	1.68		04/23/14 21:18	107-06-2	
1,1-Dichloroethene	ND	ug/m3	1.4	0.17	1.68		04/23/14 21:18	75-35-4	
cis-1,2-Dichloroethene	ND	ug/m3	1.4	0.33	1.68		04/23/14 21:18	156-59-2	
trans-1,2-Dichloroethene	ND	ug/m3	1.4	0.27	1.68		04/23/14 21:18	156-60-5	
1,2-Dichloropropane	ND	ug/m3	1.6	0.26	1.68		04/23/14 21:18	78-87-5	
cis-1,3-Dichloropropene	ND	ug/m3	1.5	0.23	1.68		04/23/14 21:18	10061-01-5	
trans-1,3-Dichloropropene	ND	ug/m3	1.5	0.25	1.68		04/23/14 21:18	10061-02-6	
Dichlorotetrafluoroethane	ND	ug/m3	2.4	0.42	1.68		04/23/14 21:18	76-14-2	
Ethanol	**61.5**	ug/m3	0.64	0.32	1.68		04/23/14 21:18	64-17-5	
Ethyl acetate	ND	ug/m3	1.2	0.21	1.68		04/23/14 21:18	141-78-6	
Ethylbenzene	**4.1**	ug/m3	1.5	0.30	1.68		04/23/14 21:18	100-41-4	
4-Ethyltoluene	**2.2**	ug/m3	1.7	0.29	1.68		04/23/14 21:18	622-96-8	
n-Heptane	**2.5**	ug/m3	1.4	0.27	1.68		04/23/14 21:18	142-82-5	
Hexachloro-1,3-butadiene	ND	ug/m3	3.7	0.69	1.68		04/23/14 21:18	87-68-3	
n-Hexane	**4.7**	ug/m3	1.2	0.17	1.68		04/23/14 21:18	110-54-3	
2-Hexanone	ND	ug/m3	1.4	0.36	1.68		04/23/14 21:18	591-78-6	
Methylene Chloride	**29.3**	ug/m3	1.2	0.59	1.68		04/23/14 21:18	75-09-2	
4-Methyl-2-pentanone (MIBK)	ND	ug/m3	1.4	0.29	1.68		04/23/14 21:18	108-10-1	
Methyl-tert-butyl ether	ND	ug/m3	1.2	0.15	1.68		04/23/14 21:18	1634-04-4	
Naphthalene	ND	ug/m3	1.8	0.90	1.68		04/23/14 21:18	91-20-3	
2-Propanol	ND	ug/m3	0.84	0.16	1.68		04/23/14 21:18	67-63-0	
Propylene	**93.2**	ug/m3	0.59	0.18	1.68		04/23/14 21:18	115-07-1	
Styrene	ND	ug/m3	1.5	0.23	1.68		04/23/14 21:18	100-42-5	
1,1,2,2-Tetrachloroethane	ND	ug/m3	1.2	0.39	1.68		04/23/14 21:18	79-34-5	

REPORT OF LABORATORY ANALYSIS

This report shall not be reproduced, except in full,
without the written consent of Pace Analytical Services, Inc..

Pace Analytical Services, Inc.
1700 Elm Street - Suite 200
Minneapolis, MN 55414
(612)607-1700

ANALYTICAL RESULTS

Project: 60317420 St. Louis Park Inv.
Pace Project No.: 10262793

Sample: VP-004A **Lab ID: 10262793023** Collected: 04/09/14 12:35 Received: 04/09/14 14:45 Matrix: Air

Parameters	Results	Units	Report Limit	MDL	DF	Prepared	Analyzed	CAS No.	Qual
TO15 MSV AIR	Analytical Method: TO-15								
Tetrachloroethene	ND	ug/m3	1.2	0.32	1.68		04/23/14 21:18	127-18-4	
Tetrahydrofuran	ND	ug/m3	1.0	0.23	1.68		04/23/14 21:18	109-99-9	
Toluene	**21.7**	ug/m3	1.3	0.23	1.68		04/23/14 21:18	108-88-3	
1,2,4-Trichlorobenzene	ND	ug/m3	2.5	0.61	1.68		04/23/14 21:18	120-82-1	
1,1,1-Trichloroethane	ND	ug/m3	1.9	0.23	1.68		04/23/14 21:18	71-55-6	
1,1,2-Trichloroethane	ND	ug/m3	0.92	0.41	1.68		04/23/14 21:18	79-00-5	
Trichloroethene	ND	ug/m3	0.92	0.30	1.68		04/23/14 21:18	79-01-6	
Trichlorofluoromethane	ND	ug/m3	1.9	0.23	1.68		04/23/14 21:18	75-69-4	
1,1,2-Trichlorotrifluoroethane	ND	ug/m3	2.7	0.27	1.68		04/23/14 21:18	76-13-1	
1,2,4-Trimethylbenzene	**6.4**	ug/m3	1.7	0.20	1.68		04/23/14 21:18	95-63-6	
1,3,5-Trimethylbenzene	**2.0**	ug/m3	1.7	0.35	1.68		04/23/14 21:18	108-67-8	
Vinyl acetate	ND	ug/m3	1.2	0.58	1.68		04/23/14 21:18	108-05-4	
Vinyl chloride	ND	ug/m3	0.44	0.16	1.68		04/23/14 21:18	75-01-4	
m&p-Xylene	**15.2**	ug/m3	3.0	0.24	1.68		04/23/14 21:18	179601-23-1	
o-Xylene	**4.8**	ug/m3	1.5	0.74	1.68		04/23/14 21:18	95-47-6	

REPORT OF LABORATORY ANALYSIS

This report shall not be reproduced, except in full,
without the written consent of Pace Analytical Services, Inc..

Pace Analytical Services, Inc.
1700 Elm Street - Suite 200
Minneapolis, MN 55414
(612)607-1700

QUALITY CONTROL DATA

Project: 60317420 St. Louis Park Inv.
Pace Project No.: 10262793

QC Batch: AIR/20031 Analysis Method: TO-15
QC Batch Method: TO-15 Analysis Description: TO15 MSV AIR Low Level
Associated Lab Samples: 10262793001, 10262793002, 10262793003, 10262793004, 10262793005, 10262793006, 10262793007, 10262793008, 10262793009, 10262793010, 10262793011, 10262793012

METHOD BLANK: 1662632 Matrix: Air
Associated Lab Samples: 10262793001, 10262793002, 10262793003, 10262793004, 10262793005, 10262793006, 10262793007, 10262793008, 10262793009, 10262793010, 10262793011, 10262793012

Parameter	Units	Blank Result	Reporting Limit	Analyzed	Qualifiers
1,1,1-Trichloroethane	ug/m3	ND	1.1	04/22/14 09:24	
1,1,2,2-Tetrachloroethane	ug/m3	ND	0.70	04/22/14 09:24	
1,1,2-Trichloroethane	ug/m3	ND	0.55	04/22/14 09:24	
1,1,2-Trichlorotrifluoroethane	ug/m3	ND	1.6	04/22/14 09:24	
1,1-Dichloroethane	ug/m3	ND	0.82	04/22/14 09:24	
1,1-Dichloroethene	ug/m3	ND	0.81	04/22/14 09:24	
1,2,4-Trichlorobenzene	ug/m3	ND	1.5	04/22/14 09:24	
1,2,4-Trimethylbenzene	ug/m3	ND	1.0	04/22/14 09:24	
1,2-Dibromoethane (EDB)	ug/m3	ND	1.6	04/22/14 09:24	
1,2-Dichlorobenzene	ug/m3	ND	1.2	04/22/14 09:24	
1,2-Dichloroethane	ug/m3	ND	0.41	04/22/14 09:24	
1,2-Dichloropropane	ug/m3	ND	0.94	04/22/14 09:24	
1,3,5-Trimethylbenzene	ug/m3	ND	1.0	04/22/14 09:24	
1,3-Butadiene	ug/m3	ND	0.45	04/22/14 09:24	
1,3-Dichlorobenzene	ug/m3	ND	1.2	04/22/14 09:24	
1,4-Dichlorobenzene	ug/m3	ND	1.2	04/22/14 09:24	
2-Butanone (MEK)	ug/m3	ND	0.60	04/22/14 09:24	
2-Hexanone	ug/m3	ND	0.83	04/22/14 09:24	
2-Propanol	ug/m3	ND	0.50	04/22/14 09:24	
4-Ethyltoluene	ug/m3	ND	1.0	04/22/14 09:24	
4-Methyl-2-pentanone (MIBK)	ug/m3	ND	0.83	04/22/14 09:24	
Acetone	ug/m3	ND	0.48	04/22/14 09:24	
Benzene	ug/m3	ND	0.32	04/22/14 09:24	
Benzyl chloride	ug/m3	ND	1.0	04/22/14 09:24	
Bromodichloromethane	ug/m3	ND	1.4	04/22/14 09:24	
Bromoform	ug/m3	ND	2.1	04/22/14 09:24	
Bromomethane	ug/m3	ND	0.79	04/22/14 09:24	
Carbon disulfide	ug/m3	ND	0.63	04/22/14 09:24	
Carbon tetrachloride	ug/m3	ND	0.64	04/22/14 09:24	
Chlorobenzene	ug/m3	ND	0.94	04/22/14 09:24	
Chloroethane	ug/m3	ND	0.54	04/22/14 09:24	
Chloroform	ug/m3	ND	0.99	04/22/14 09:24	
Chloromethane	ug/m3	ND	0.42	04/22/14 09:24	
cis-1,2-Dichloroethene	ug/m3	ND	0.81	04/22/14 09:24	
cis-1,3-Dichloropropene	ug/m3	ND	0.92	04/22/14 09:24	
Cyclohexane	ug/m3	ND	0.70	04/22/14 09:24	
Dibromochloromethane	ug/m3	ND	1.7	04/22/14 09:24	
Dichlorodifluoromethane	ug/m3	ND	1.0	04/22/14 09:24	
Dichlorotetrafluoroethane	ug/m3	ND	1.4	04/22/14 09:24	
Ethanol	ug/m3	ND	0.38	04/22/14 09:24	
Ethyl acetate	ug/m3	ND	0.73	04/22/14 09:24	

REPORT OF LABORATORY ANALYSIS

This report shall not be reproduced, except in full,
without the written consent of Pace Analytical Services, Inc..

Pace Analytical Services, Inc.
1700 Elm Street - Suite 200
Minneapolis, MN 55414
(612)607-1700

QUALITY CONTROL DATA

Project: 60317420 St. Louis Park Inv.
Pace Project No.: 10262793

METHOD BLANK: 1662632 Matrix: Air

Associated Lab Samples: 10262793001, 10262793002, 10262793003, 10262793004, 10262793005, 10262793006, 10262793007, 10262793008, 10262793009, 10262793010, 10262793011, 10262793012

Parameter	Units	Blank Result	Reporting Limit	Analyzed	Qualifiers
Ethylbenzene	ug/m3	ND	0.88	04/22/14 09:24	
Hexachloro-1,3-butadiene	ug/m3	ND	2.2	04/22/14 09:24	
m&p-Xylene	ug/m3	ND	1.8	04/22/14 09:24	
Methyl-tert-butyl ether	ug/m3	ND	0.73	04/22/14 09:24	
Methylene Chloride	ug/m3	ND	0.71	04/22/14 09:24	
n-Heptane	ug/m3	ND	0.83	04/22/14 09:24	
n-Hexane	ug/m3	ND	0.72	04/22/14 09:24	
Naphthalene	ug/m3	ND	1.1	04/22/14 09:24	
o-Xylene	ug/m3	ND	0.88	04/22/14 09:24	
Propylene	ug/m3	ND	0.35	04/22/14 09:24	
Styrene	ug/m3	ND	0.87	04/22/14 09:24	
Tetrachloroethene	ug/m3	ND	0.69	04/22/14 09:24	
Tetrahydrofuran	ug/m3	ND	0.60	04/22/14 09:24	
Toluene	ug/m3	ND	0.77	04/22/14 09:24	
trans-1,2-Dichloroethene	ug/m3	ND	0.81	04/22/14 09:24	
trans-1,3-Dichloropropene	ug/m3	ND	0.92	04/22/14 09:24	
Trichloroethene	ug/m3	ND	0.55	04/22/14 09:24	
Trichlorofluoromethane	ug/m3	ND	1.1	04/22/14 09:24	
Vinyl acetate	ug/m3	ND	0.72	04/22/14 09:24	
Vinyl chloride	ug/m3	ND	0.26	04/22/14 09:24	

LABORATORY CONTROL SAMPLE: 1662633

Parameter	Units	Spike Conc.	LCS Result	LCS % Rec	% Rec Limits	Qualifiers
1,1,1-Trichloroethane	ug/m3	55.5	56.1	101	72-128	
1,1,2,2-Tetrachloroethane	ug/m3	69.8	65.0	93	72-136	
1,1,2-Trichloroethane	ug/m3	55.5	49.2	89	72-130	
1,1,2-Trichlorotrifluoroethane	ug/m3	77.9	71.1	91	68-126	
1,1-Dichloroethane	ug/m3	41.2	38.0	92	68-128	
1,1-Dichloroethene	ug/m3	40.3	38.5	96	68-130	
1,2,4-Trichlorobenzene	ug/m3	75.5	73.5	97	30-150	
1,2,4-Trimethylbenzene	ug/m3	50	47.7	95	71-140	
1,2-Dibromoethane (EDB)	ug/m3	78.1	74.6	95	73-136	
1,2-Dichlorobenzene	ug/m3	61.2	58.2	95	63-150	
1,2-Dichloroethane	ug/m3	41.2	40.7	99	71-132	
1,2-Dichloropropane	ug/m3	47	43.1	92	72-130	
1,3,5-Trimethylbenzene	ug/m3	50	49.5	99	73-136	
1,3-Butadiene	ug/m3	22.5	21.0	93	72-130	
1,3-Dichlorobenzene	ug/m3	61.2	57.7	94	69-142	
1,4-Dichlorobenzene	ug/m3	61.2	57.1	93	65-142	
2-Butanone (MEK)	ug/m3	30	26.8	89	71-135	
2-Hexanone	ug/m3	41.7	43.6	105	75-133	
2-Propanol	ug/m3	25	22.8	91	68-135	
4-Ethyltoluene	ug/m3	50	48.5	97	73-134	

REPORT OF LABORATORY ANALYSIS

This report shall not be reproduced, except in full,
without the written consent of Pace Analytical Services, Inc..

Pace Analytical Services, Inc.
1700 Elm Street - Suite 200
Minneapolis, MN 55414
(612)607-1700

QUALITY CONTROL DATA

Project: 60317420 St. Louis Park Inv.
Pace Project No.: 10262793

LABORATORY CONTROL SAMPLE: 1662633

Parameter	Units	Spike Conc.	LCS Result	LCS % Rec	% Rec Limits	Qualifiers
4-Methyl-2-pentanone (MIBK)	ug/m3	41.7	39.9	96	72-137	
Acetone	ug/m3	24.2	26.5	109	68-136	
Benzene	ug/m3	32.5	31.3	96	69-134	
Benzyl chloride	ug/m3	52.5	59.2	113	71-136	
Bromodichloromethane	ug/m3	68.2	68.1	100	74-129	
Bromoform	ug/m3	105	107	101	69-138	
Bromomethane	ug/m3	39.5	42.8	108	68-127	
Carbon disulfide	ug/m3	31.7	30.9	97	68-130	
Carbon tetrachloride	ug/m3	64	62.3	97	66-134	
Chlorobenzene	ug/m3	46.8	46.1	98	72-137	
Chloroethane	ug/m3	26.8	24.4	91	69-128	
Chloroform	ug/m3	49.7	46.5	94	72-127	
Chloromethane	ug/m3	21	22.1	105	69-125	
cis-1,2-Dichloroethene	ug/m3	40.3	37.1	92	71-135	
cis-1,3-Dichloropropene	ug/m3	46.2	41.3	90	74-134	
Cyclohexane	ug/m3	35	29.9	85	72-130	
Dibromochloromethane	ug/m3	86.6	88.6	102	73-133	
Dichlorodifluoromethane	ug/m3	50.3	47.9	95	69-125	
Dichlorotetrafluoroethane	ug/m3	71.1	71.5	100	68-128	
Ethanol	ug/m3	19.2	19.8	103	70-134	
Ethyl acetate	ug/m3	36.6	34.2	93	71-134	
Ethylbenzene	ug/m3	44.2	41.7	94	73-139	
Hexachloro-1,3-butadiene	ug/m3	108	115	106	30-150	
m&p-Xylene	ug/m3	44.2	41.8	95	73-139	
Methyl-tert-butyl ether	ug/m3	36.7	34.8	95	72-132	
Methylene Chloride	ug/m3	35.3	34.9	99	64-134	
n-Heptane	ug/m3	41.7	42.3	102	70-130	
n-Hexane	ug/m3	35.8	31.5	88	69-128	
Naphthalene	ug/m3	53.3	47.7	89	61-150	
o-Xylene	ug/m3	44.2	42.9	97	71-138	
Propylene	ug/m3	17.5	16.5	94	69-133	
Styrene	ug/m3	43.3	44.0	101	74-136	
Tetrachloroethene	ug/m3	69	71.2	103	69-136	
Tetrahydrofuran	ug/m3	30	28.5	95	73-131	
Toluene	ug/m3	38.3	32.4	85	67-133	
trans-1,2-Dichloroethene	ug/m3	40.3	35.9	89	70-131	
trans-1,3-Dichloropropene	ug/m3	46.2	47.5	103	72-135	
Trichloroethene	ug/m3	54.6	46.9	86	70-135	
Trichlorofluoromethane	ug/m3	57.1	58.2	102	67-125	
Vinyl acetate	ug/m3	35.8	38.1	106	72-133	
Vinyl chloride	ug/m3	26	24.2	93	69-132	

REPORT OF LABORATORY ANALYSIS

This report shall not be reproduced, except in full,
without the written consent of Pace Analytical Services, Inc..

Pace Analytical Services, Inc.
1700 Elm Street - Suite 200
Minneapolis, MN 55414
(612)607-1700

QUALITY CONTROL DATA

Project: 60317420 St. Louis Park Inv.
Pace Project No.: 10262793

QC Batch: AIR/20036 Analysis Method: TO-15
QC Batch Method: TO-15 Analysis Description: TO15 MSV AIR Low Level
Associated Lab Samples: 10262793013, 10262793014, 10262793015, 10262793016, 10262793017, 10262793018, 10262793019, 10262793020, 10262793021, 10262793022, 10262793023

METHOD BLANK: 1663247 Matrix: Air
Associated Lab Samples: 10262793013, 10262793014, 10262793015, 10262793016, 10262793017, 10262793018, 10262793019, 10262793020, 10262793021, 10262793022, 10262793023

Parameter	Units	Blank Result	Reporting Limit	Analyzed	Qualifiers
1,1,1-Trichloroethane	ug/m3	ND	1.1	04/23/14 09:11	
1,1,2,2-Tetrachloroethane	ug/m3	ND	0.70	04/23/14 09:11	
1,1,2-Trichloroethane	ug/m3	ND	0.55	04/23/14 09:11	
1,1,2-Trichlorotrifluoroethane	ug/m3	ND	1.6	04/23/14 09:11	
1,1-Dichloroethane	ug/m3	ND	0.82	04/23/14 09:11	
1,1-Dichloroethene	ug/m3	ND	0.81	04/23/14 09:11	
1,2,4-Trichlorobenzene	ug/m3	ND	1.5	04/23/14 09:11	
1,2,4-Trimethylbenzene	ug/m3	ND	1.0	04/23/14 09:11	
1,2-Dibromoethane (EDB)	ug/m3	ND	1.6	04/23/14 09:11	
1,2-Dichlorobenzene	ug/m3	ND	1.2	04/23/14 09:11	
1,2-Dichloroethane	ug/m3	ND	0.41	04/23/14 09:11	
1,2-Dichloropropane	ug/m3	ND	0.94	04/23/14 09:11	
1,3,5-Trimethylbenzene	ug/m3	ND	1.0	04/23/14 09:11	
1,3-Butadiene	ug/m3	ND	0.45	04/23/14 09:11	
1,3-Dichlorobenzene	ug/m3	ND	1.2	04/23/14 09:11	
1,4-Dichlorobenzene	ug/m3	ND	1.2	04/23/14 09:11	
2-Butanone (MEK)	ug/m3	ND	0.60	04/23/14 09:11	
2-Hexanone	ug/m3	ND	0.83	04/23/14 09:11	
2-Propanol	ug/m3	ND	0.50	04/23/14 09:11	
4-Ethyltoluene	ug/m3	ND	1.0	04/23/14 09:11	
4-Methyl-2-pentanone (MIBK)	ug/m3	ND	0.83	04/23/14 09:11	
Acetone	ug/m3	ND	0.48	04/23/14 09:11	
Benzene	ug/m3	ND	0.32	04/23/14 09:11	
Benzyl chloride	ug/m3	ND	1.0	04/23/14 09:11	
Bromodichloromethane	ug/m3	ND	1.4	04/23/14 09:11	
Bromoform	ug/m3	ND	2.1	04/23/14 09:11	
Bromomethane	ug/m3	ND	0.79	04/23/14 09:11	
Carbon disulfide	ug/m3	ND	0.63	04/23/14 09:11	
Carbon tetrachloride	ug/m3	ND	0.64	04/23/14 09:11	
Chlorobenzene	ug/m3	ND	0.94	04/23/14 09:11	
Chloroethane	ug/m3	ND	0.54	04/23/14 09:11	
Chloroform	ug/m3	ND	0.99	04/23/14 09:11	
Chloromethane	ug/m3	ND	0.42	04/23/14 09:11	
cis-1,2-Dichloroethene	ug/m3	ND	0.81	04/23/14 09:11	
cis-1,3-Dichloropropene	ug/m3	ND	0.92	04/23/14 09:11	
Cyclohexane	ug/m3	ND	0.70	04/23/14 09:11	
Dibromochloromethane	ug/m3	ND	1.7	04/23/14 09:11	
Dichlorodifluoromethane	ug/m3	ND	1.0	04/23/14 09:11	
Dichlorotetrafluoroethane	ug/m3	ND	1.4	04/23/14 09:11	
Ethanol	ug/m3	ND	0.38	04/23/14 09:11	
Ethyl acetate	ug/m3	ND	0.73	04/23/14 09:11	

REPORT OF LABORATORY ANALYSIS

This report shall not be reproduced, except in full,
without the written consent of Pace Analytical Services, Inc..

Pace Analytical Services, Inc.
1700 Elm Street - Suite 200
Minneapolis, MN 55414
(612)607-1700

QUALITY CONTROL DATA

Project: 60317420 St. Louis Park Inv.
Pace Project No.: 10262793

METHOD BLANK: 1663247 Matrix: Air

Associated Lab Samples: 10262793013, 10262793014, 10262793015, 10262793016, 10262793017, 10262793018, 10262793019, 10262793020, 10262793021, 10262793022, 10262793023

Parameter	Units	Blank Result	Reporting Limit	Analyzed	Qualifiers
Ethylbenzene	ug/m3	ND	0.88	04/23/14 09:11	
Hexachloro-1,3-butadiene	ug/m3	ND	2.2	04/23/14 09:11	
m&p-Xylene	ug/m3	ND	1.8	04/23/14 09:11	
Methyl-tert-butyl ether	ug/m3	ND	0.73	04/23/14 09:11	
Methylene Chloride	ug/m3	ND	0.71	04/23/14 09:11	
n-Heptane	ug/m3	ND	0.83	04/23/14 09:11	
n-Hexane	ug/m3	ND	0.72	04/23/14 09:11	
Naphthalene	ug/m3	ND	1.1	04/23/14 09:11	
o-Xylene	ug/m3	ND	0.88	04/23/14 09:11	
Propylene	ug/m3	ND	0.35	04/23/14 09:11	
Styrene	ug/m3	ND	0.87	04/23/14 09:11	
Tetrachloroethene	ug/m3	ND	0.69	04/23/14 09:11	
Tetrahydrofuran	ug/m3	ND	0.60	04/23/14 09:11	
Toluene	ug/m3	ND	0.77	04/23/14 09:11	
trans-1,2-Dichloroethene	ug/m3	ND	0.81	04/23/14 09:11	
trans-1,3-Dichloropropene	ug/m3	ND	0.92	04/23/14 09:11	
Trichloroethene	ug/m3	ND	0.55	04/23/14 09:11	
Trichlorofluoromethane	ug/m3	ND	1.1	04/23/14 09:11	
Vinyl acetate	ug/m3	ND	0.72	04/23/14 09:11	
Vinyl chloride	ug/m3	ND	0.26	04/23/14 09:11	

LABORATORY CONTROL SAMPLE: 1663248

Parameter	Units	Spike Conc.	LCS Result	LCS % Rec	% Rec Limits	Qualifiers
1,1,1-Trichloroethane	ug/m3	55.5	45.7	82	72-128	
1,1,2,2-Tetrachloroethane	ug/m3	69.8	57.5	82	72-136	
1,1,2-Trichloroethane	ug/m3	55.5	45.0	81	72-130	
1,1,2-Trichlorotrifluoroethane	ug/m3	77.9	64.5	83	68-126	
1,1-Dichloroethane	ug/m3	41.2	33.0	80	68-128	
1,1-Dichloroethene	ug/m3	40.3	33.4	83	68-130	
1,2,4-Trichlorobenzene	ug/m3	75.5	66.3	88	30-150	
1,2,4-Trimethylbenzene	ug/m3	50	42.0	84	71-140	
1,2-Dibromoethane (EDB)	ug/m3	78.1	66.9	86	73-136	
1,2-Dichlorobenzene	ug/m3	61.2	51.6	84	63-150	
1,2-Dichloroethane	ug/m3	41.2	33.6	82	71-132	
1,2-Dichloropropane	ug/m3	47	38.8	82	72-130	
1,3,5-Trimethylbenzene	ug/m3	50	42.8	86	73-136	
1,3-Butadiene	ug/m3	22.5	18.9	84	72-130	
1,3-Dichlorobenzene	ug/m3	61.2	50.7	83	69-142	
1,4-Dichlorobenzene	ug/m3	61.2	50.1	82	65-142	
2-Butanone (MEK)	ug/m3	30	25.8	86	71-135	
2-Hexanone	ug/m3	41.7	36.0	86	75-133	
2-Propanol	ug/m3	25	19.5	78	68-135	
4-Ethyltoluene	ug/m3	50	42.9	86	73-134	

REPORT OF LABORATORY ANALYSIS

This report shall not be reproduced, except in full,
without the written consent of Pace Analytical Services, Inc..

Pace Analytical Services, Inc.
1700 Elm Street - Suite 200
Minneapolis, MN 55414
(612)607-1700

QUALITY CONTROL DATA

Project: 60317420 St. Louis Park Inv.
Pace Project No.: 10262793

LABORATORY CONTROL SAMPLE: 1663248

Parameter	Units	Spike Conc.	LCS Result	LCS % Rec	% Rec Limits	Qualifiers
4-Methyl-2-pentanone (MIBK)	ug/m3	41.7	34.3	82	72-137	
Acetone	ug/m3	24.2	22.2	92	68-136	
Benzene	ug/m3	32.5	29.8	92	69-134	
Benzyl chloride	ug/m3	52.5	50.4	96	71-136	
Bromodichloromethane	ug/m3	68.2	58.6	86	74-129	
Bromoform	ug/m3	105	92.1	88	69-138	
Bromomethane	ug/m3	39.5	38.7	98	68-127	
Carbon disulfide	ug/m3	31.7	28.6	90	68-130	
Carbon tetrachloride	ug/m3	64	49.8	78	66-134	
Chlorobenzene	ug/m3	46.8	42.0	90	72-137	
Chloroethane	ug/m3	26.8	21.9	82	69-128	
Chloroform	ug/m3	49.7	40.3	81	72-127	
Chloromethane	ug/m3	21	18.8	90	69-125	
cis-1,2-Dichloroethene	ug/m3	40.3	34.2	85	71-135	
cis-1,3-Dichloropropene	ug/m3	46.2	36.6	79	74-134	
Cyclohexane	ug/m3	35	27.3	78	72-130	
Dibromochloromethane	ug/m3	86.6	74.9	86	73-133	
Dichlorodifluoromethane	ug/m3	50.3	40.1	80	69-125	
Dichlorotetrafluoroethane	ug/m3	71.1	61.4	86	68-128	
Ethanol	ug/m3	19.2	17.6	92	70-134	
Ethyl acetate	ug/m3	36.6	29.5	81	71-134	
Ethylbenzene	ug/m3	44.2	36.3	82	73-139	
Hexachloro-1,3-butadiene	ug/m3	108	95.7	88	30-150	
m&p-Xylene	ug/m3	44.2	36.6	83	73-139	
Methyl-tert-butyl ether	ug/m3	36.7	31.1	85	72-132	
Methylene Chloride	ug/m3	35.3	29.7	84	64-134	
n-Heptane	ug/m3	41.7	36.8	88	70-130	
n-Hexane	ug/m3	35.8	28.9	81	69-128	
Naphthalene	ug/m3	53.3	42.9	80	61-150	
o-Xylene	ug/m3	44.2	37.4	85	71-138	
Propylene	ug/m3	17.5	14.5	83	69-133	
Styrene	ug/m3	43.3	40.4	93	74-136	
Tetrachloroethene	ug/m3	69	63.9	93	69-136	
Tetrahydrofuran	ug/m3	30	24.7	82	73-131	
Toluene	ug/m3	38.3	30.5	80	67-133	
trans-1,2-Dichloroethene	ug/m3	40.3	33.0	82	70-131	
trans-1,3-Dichloropropene	ug/m3	46.2	41.6	90	72-135	
Trichloroethene	ug/m3	54.6	45.7	84	70-135	
Trichlorofluoromethane	ug/m3	57.1	46.7	82	67-125	
Vinyl acetate	ug/m3	35.8	32.0	89	72-133	
Vinyl chloride	ug/m3	26	21.7	83	69-132	

REPORT OF LABORATORY ANALYSIS

This report shall not be reproduced, except in full,
without the written consent of Pace Analytical Services, Inc..

Pace Analytical Services, Inc.
1700 Elm Street - Suite 200
Minneapolis, MN 55414
(612)607-1700

QUALIFIERS

Project: 60317420 St. Louis Park Inv.
Pace Project No.: 10262793

DEFINITIONS

DF - Dilution Factor, if reported, represents the factor applied to the reported data due to changes in sample preparation, dilution of the sample aliquot, or moisture content.

ND - Not Detected at or above adjusted reporting limit.

J - Estimated concentration above the adjusted method detection limit and below the adjusted reporting limit.

MDL - Adjusted Method Detection Limit.

PRL - Pace Reporting Limit.

RL - Reporting Limit.

S - Surrogate

1,2-Diphenylhydrazine (8270 listed analyte) decomposes to Azobenzene.

Consistent with EPA guidelines, unrounded data are displayed and have been used to calculate % recovery and RPD values.

LCS(D) - Laboratory Control Sample (Duplicate)

MS(D) - Matrix Spike (Duplicate)

DUP - Sample Duplicate

RPD - Relative Percent Difference

NC - Not Calculable.

SG - Silica Gel - Clean-Up

U - Indicates the compound was analyzed for, but not detected.

N-Nitrosodiphenylamine decomposes and cannot be separated from Diphenylamine using Method 8270. The result reported for each analyte is a combined concentration.

Pace Analytical is TNI accredited. Contact your Pace PM for the current list of accredited analytes.

TNI - The NELAC Institute.

SAMPLE QUALIFIERS

Sample: 10262793001
[1] The internal standard recoveries associated with this sample exceed the lower control limit. The reported results should be considered estimated values.
[2] The Total Hydrocarbon (THC) pattern occured in the second half of the chromatogram (after toluene).

Sample: 10262793002
[1] The Total Hydrocarbon (THC) pattern occured in the second half of the chromatogram (after toluene).

Sample: 10262793003
[1] The Total Hydrocarbon (THC) pattern occured in the second half of the chromatogram (after toluene).

Sample: 10262793004
[1] The Total Hydrocarbon (THC) pattern occured in the second half of the chromatogram (after toluene).

Sample: 10262793005
[1] The Total Hydrocarbon (THC) pattern occured in the second half of the chromatogram (after toluene).

Sample: 10262793006
[1] The Total Hydrocarbon (THC) pattern occured in the second half of the chromatogram (after toluene).

Sample: 10262793007
[1] The Total Hydrocarbon (THC) pattern occured in the second half of the chromatogram (after toluene).

Sample: 10262793008
[1] The Total Hydrocarbon (THC) pattern occured in the second half of the chromatogram (after toluene).

Sample: 10262793009
[1] The Total Hydrocarbon (THC) pattern occured in the second half of the chromatogram (after toluene).

This report shall not be reproduced, except in full,
without the written consent of Pace Analytical Services, Inc..

Pace Analytical Services, Inc.
1700 Elm Street - Suite 200
Minneapolis, MN 55414
(612)607-1700

QUALIFIERS

Project: 60317420 St. Louis Park Inv.
Pace Project No.: 10262793

SAMPLE QUALIFIERS

Sample: 10262793010
[1] The Total Hydrocarbon (THC) pattern occured in the second half of the chromatogram (after toluene).
Sample: 10262793011
[1] The Total Hydrocarbon (THC) pattern occured in the second half of the chromatogram (after toluene).
Sample: 10262793012
[1] The Total Hydrocarbon (THC) pattern occured in the second half of the chromatogram (after toluene).
Sample: 10262793013
[1] The Total Hydrocarbon (THC) pattern occured in the second half of the chromatogram (after toluene).
Sample: 10262793014
[1] The Total Hydrocarbon (THC) pattern occured in the second half of the chromatogram (after toluene).
Sample: 10262793015
[1] The Total Hydrocarbon (THC) pattern occured in the second half of the chromatogram (after toluene).
Sample: 10262793016
[1] The Total Hydrocarbon (THC) pattern occured in the second half of the chromatogram (after toluene).
Sample: 10262793017
[1] The Total Hydrocarbon (THC) pattern is evenly distributed throughout the chromatogram (before and after toluene).
Sample: 10262793018
[1] The Total Hydrocarbon (THC) pattern is evenly distributed throughout the chromatogram (before and after toluene).
Sample: 10262793019
[1] The Total Hydrocarbon (THC) pattern is evenly distributed throughout the chromatogram (before and after toluene).
Sample: 10262793020
[1] The Total Hydrocarbon (THC) pattern occured in the first half of the chromatogram (before toluene).
Sample: 10262793021
[1] The Total Hydrocarbon (THC) pattern is evenly distributed throughout the chromatogram (before and after toluene).
Sample: 10262793022
[1] The Total Hydrocarbon (THC) pattern is evenly distributed throughout the chromatogram (before and after toluene).
Sample: 10262793023
[1] The Total Hydrocarbon (THC) pattern is evenly distributed throughout the chromatogram (before and after toluene).

ANALYTE QUALIFIERS

E Analyte concentration exceeded the calibration range. The reported result is estimated.
IS The internal standard recovery associated with this result exceeds the lower control limit. The reported result should be considered an estimated value.

This report shall not be reproduced, except in full,
without the written consent of Pace Analytical Services, Inc..

Pace Analytical Services, Inc.
1700 Elm Street - Suite 200
Minneapolis, MN 55414
(612)607-1700

QUALITY CONTROL DATA CROSS REFERENCE TABLE

Project: 60317420 St. Louis Park Inv.
Pace Project No.: 10262793

Lab ID	Sample ID	QC Batch Method	QC Batch	Analytical Method	Analytical Batch
10262793001	**VP-117**	TO-15	AIR/20031		
10262793002	**VP-117A**	TO-15	AIR/20031		
10262793003	**VP-116**	TO-15	AIR/20031		
10262793004	**VP-115**	TO-15	AIR/20031		
10262793005	**VP-114**	TO-15	AIR/20031		
10262793006	**VP-113**	TO-15	AIR/20031		
10262793007	**VP-112**	TO-15	AIR/20031		
10262793008	**VP-111**	TO-15	AIR/20031		
10262793009	**VP-110**	TO-15	AIR/20031		
10262793010	**VP-109**	TO-15	AIR/20031		
10262793011	**VP-108**	TO-15	AIR/20031		
10262793012	**VP-107**	TO-15	AIR/20031		
10262793013	**VP-106**	TO-15	AIR/20036		
10262793014	**VP-105**	TO-15	AIR/20036		
10262793015	**VP-104**	TO-15	AIR/20036		
10262793016	**VP-103**	TO-15	AIR/20036		
10262793017	**VP-102**	TO-15	AIR/20036		
10262793018	**VP-101**	TO-15	AIR/20036		
10262793019	**VP-001**	TO-15	AIR/20036		
10262793020	**VP-002**	TO-15	AIR/20036		
10262793021	**VP-003**	TO-15	AIR/20036		
10262793022	**VP-004**	TO-15	AIR/20036		
10262793023	**VP-004A**	TO-15	AIR/20036		

This report shall not be reproduced, except in full,
without the written consent of Pace Analytical Services, Inc..

10262793

Pace Analytical®
www.pacelabs.com

AIR: CHAIN-OF-CUSTODY / Analytical Request Document

The Chain-of-Custody is a LEGAL DOCUMENT. All relevant fields must be completed accurately.

12964

Page: 1 of 2

Section A Required Client Information:

Company: ACOM
Address: 810 LaSalle Ave - Suite 500
Minneapolis MN 55402
Email To: tony.corgella@aecom.com
Phone: 612-376-2000 Fax:
Requested Due Date/TAT: std

Section B Required Project Information:

Report To: Tony Corgella
Copy To:
Purchase Order No.:
Project Name: St Louis Park Inv.
Project Number: 60317420

Section C Invoice Information:

Attention: Same
Company Name:
Address:
Pace Quote Reference:
Pace Project Manager/Sales Rep. Cool Doug
Pace Profile #:

Program: UST Superfund Emissions Clean Air Act Voluntary Clean Up Dry Clean RCRA Other

Location of Sampling by State: MN

Reporting Units: ug/m³ mg/m³ PPBV PPMV Other

Report Level II. III. IV. Other

Section D Required Client Information

AIR SAMPLE ID
Sample IDs MUST BE UNIQUE

Valid Media Codes

MEDIA	CODE
Tedlar Bag	TB
1 Liter Summa Can	1LC
6 Liter Summa Can	6LC
Low Volume Puff	LVP
High Volume Puff	HVP
Other	PM10

Method: PM10 | 3C- Fixed Gas (%) | TO-3 | TO-3M (Methane) | TO-4 (PCBs) | TO-13 (PAH) | TO-14 | TO-15 | TO15 Short List*

ITEM #	'Section D Required Client Information: AIR SAMPLE ID (Sample IDs MUST BE UNIQUE)	MEDIA CODE	PID Reading (Client only)	COLLECTED COMPOSITE START END/GRAB DATE	COLLECTED COMPOSITE START END/GRAB TIME	COLLECTED COMPOSITE - DATE	COLLECTED COMPOSITE - TIME	Canister Pressure (Initial Field - psig)	Canister Pressure (Final Field - psig)	Summa Can Number	Flow Control Number	Method	Pace Lab ID
1	VP-117	1LC		4-8-14	1000			-26	-1	2444		1	001
2	VP-117A				1002			-26	0	2084			002
3	VP-116				1085			-23	0	1313			003
4	VP-115				1058			-26	0	1311			004
5	VP-114				1115			-25	0	2463			005
6	VP-113				1135			-28	+1	1152			006
7	VP-112				1225			-28	0	0887			007
8	VP-111				1250			-26	0	1011			008
9	VP-110				1505			-26	0	2547			009
10	VP-109				1508			-26	0	2544			010
11	VP-108				1518			-26	0	2550			011
12	VP-107	↓		↓	1530			-25	0	0995		↓	012

Comments :

RELINQUISHED BY / AFFILIATION	DATE	TIME	ACCEPTED BY / AFFILIATION	DATE	TIME
Ben Klaus / AECOM	4/9/14	1445	Pace	4/9/14	1445

SAMPLER NAME AND SIGNATURE
PRINT Name of SAMPLER: Ben Klaus
SIGNATURE of SAMPLER: DATE Signed (MM / DD / YY): 4-8-14

SAMPLE CONDITIONS

	Temp in °C	Received on Ice	Custody Sealed Cooler	Samples Intact
Amb		Y/N	Y/N	Y/N
		Y/N	Y/N	Y/N
		Y/N	Y/N	Y/N
		Y/N	Y/N	Y/N

ORIGINAL

10262793

Pace Analytical®
www.pacelabs.com

AIR: CHAIN-OF-CUSTODY / Analytical Request Document

The Chain-of-Custody is a LEGAL DOCUMENT. All relevant fields must be completed accurately.

12966

Page: 2 of 2

Section A Required Client Information:

Company: AECOM
Address: 800 LaSalle Ave. Suite 500
Minneapolis, MN 55402
Email To: tony.coryell@aecom.com
Phone: 612-376-2008 Fax:
Requested Due Date/TAT: Std

Section B Required Project Information:

Report To: Tony Coryell
Copy To:
Purchase Order No.:
Project Name: St. Louis Park Inv.
Project Number: 60317420

Section C Invoice Information:

Attention: Same
Company Name:
Address:
Pace Quote Reference:
Pace Project Manager/Sales Rep. Carol Davy
Pace Profile #:

Program: UST | Superfund | Emissions | Clean Air Act | Voluntary Clean Up | Dry Clean | RCRA | Other

Location of Sampling by State: MN

Reporting Units: ug/m³ | mg/m³ | PPBV | PPMV | Other

Report Level: II. | III. | IV. | Other

Section D Required Client Information

AIR SAMPLE ID
Sample IDs MUST BE UNIQUE

Valid Media Codes

MEDIA	CODE
Tedlar Bag	TB
1 Liter Summa Can	1LC
6 Liter Summa Can	6LC
Low Volume Puff	LVP
High Volume Puff	HVP
Other	PM10

Method: PM10 | 3C- Fixed Gas (%) | TO-3 | TO-3M (Methane) | TO-4 (PCBs) | TO-13 (PAH) | TO-14 | TO-15 | TO15 Short List*

ITEM #	AIR SAMPLE ID	MEDIA CODE	PID Reading (Client only)	COLLECTED COMPOSITE START END/GRAB DATE	COLLECTED COMPOSITE START END/GRAB TIME	COMPOSITE - DATE	COMPOSITE - TIME	Canister Pressure (Initial Field - psig)	Canister Pressure (Final Field - psig)	Summa Can Number	Flow Control Number	Pace Lab ID
1	VP-106	6LC		4-9-14	1000			-29	0	1300		013
2	VP-105				1015			-24	0	1796		014
3	VP-104				1035			-25	0	2541		015
4	VP-103				1053			-26	0	2443		016
5	VP-102				1105			-26	0	2493		017
6	VP-101				1125			-25	0	2561		018
7	VP-001				1140			-25	0	2552		019
8	VP-002				1159			-25	0	0998		020
9	VP-003				1215			-26	0	2076		021
10	VP-004				1230			-26	0	2456		022
11	VP-004 A				1235			-24	0	2050		023
12												

Comments :

RELINQUISHED BY / AFFILIATION	DATE	TIME	ACCEPTED BY / AFFILIATION	DATE	TIME
Ben Klaus / AECOM	4-9-14	1445	Pace	4/9/14	1445

SAMPLER NAME AND SIGNATURE

PRINT Name of SAMPLER: Ben Klaus

SIGNATURE of SAMPLER: [signature] DATE Signed (MM / DD / YY): 4-9-14

SAMPLE CONDITIONS

	Temp in °C	Received on Ice	Custody Sealed Cooler	Samples Intact
	AmB	Y/N	Y/N	Y/N
		Y/N	Y/N	Y/N
		Y/N	Y/N	Y/N
		Y/N	Y/N	Y/N

ORIGINAL

Pace Analytical®	Document Name: Air Sample Condition Upon Receipt	Document Revised: 26Dec2013 Page 1 of 1
	Document No.: F-MN-A-106-rev.09	Issuing Authority: Pace Minnesota Quality Office

Air Sample Condition Upon Receipt

Client Name: Aecom

Project #: WO# : 10262793

10262793

Courier: ☐ Fed Ex ☐ UPS ☐ USPS ☒ Client ☐ Commercial ☐ Pace ☐ Other: _____

Tracking Number: _____

Custody Seal on Cooler/Box Present? ☐ Yes ☒ No **Seals Intact?** ☐ Yes ☒ No

Optional: Proj. Due Date: Proj. Name:

Packing Material: ☒ Bubble Wrap ☐ Bubble Bags ☐ Foam ☐ None ☐ Other: _____ **Temp Blank rec:** ☐ Yes ☒ No

Temp. (TO17 and TO13 samples only) (°C): _____ **Corrected Temp (°C):** _____ **Thermom. Used:** ☐ B88A912167504 ☐ B88A9132521491 ☐ 72337080 ☐ 80512447

Temp should be above freezing to 6°C **Correction Factor:** _____ **Date & Initials of Person Examining Contents:** 4/9/14

Type of ice Received ☐ Blue ☐ Wet ☒ None

Comments:

Chain of Custody Present?	☒ Yes	☐ No	☐ N/A	1.
Chain of Custody Filled Out?	☒ Yes	☐ No	☐ N/A	2.
Chain of Custody Relinquished?	☒ Yes	☐ No	☐ N/A	3.
Sampler Name and/or Signature on COC?	☒ Yes	☐ No	☐ N/A	4.
Samples Arrived within Hold Time?	☒ Yes	☐ No	☐ N/A	5.
Short Hold Time Analysis (<72 hr)?	☐ Yes	☒ No	☐ N/A	6.
Rush Turn Around Time Requested?	☐ Yes	☒ No	☐ N/A	7.
Sufficient Volume?	☒ Yes	☐ No	☐ N/A	8.
Correct Containers Used?	☒ Yes	☐ No	☐ N/A	9.
-Pace Containers Used?	☒ Yes	☐ No	☐ N/A	
Containers Intact?	☒ Yes	☐ No	☐ N/A	10.
Media: Air Can				11.
Sample Labels Match COC?	☒ Yes	☐ No	☐ N/A	12.

Samples Received:

Canisters		Flow Controllers		Stand Alone G	
Sample Number	Can ID	Sample Number	Can ID	Sample Number	Can ID
VP-117	2444	VP-108	2550	VP-003	2276
VP-117A	2084	VP-107	0995	VP-004	2456
VP-116	1313	VP-106	1300	VP-004A	2250
VP-115	1311	VP-105	1796		
VP-114	2463	VP-104	2541		
VP-113	1152	VP-103	2443		
VP-112	0887	VP-102	2492		
VP-111	1011	VP-101	2561		
VP-110	2547	VP-001	2552		
VP-109	2544	VP-002	0998		

CLIENT NOTIFICATION/RESOLUTION

Field Data Required? ☐ Yes ☐ No

Person Contacted: _____ Date/Time: _____

Comments/Resolution: _____

Project Manager Review: _____ Date: 4-10-14

Note: Whenever there is a discrepancy affecting North Carolina compliance samples, a copy of this form will be sent to the North Carolina DEHNR Certification Office (i.e out of hold, incorrect preservative, out of temp, incorrect containers)

Data File: \\192.168.10.12\chem\10airB.i\042214.b\11215.D
Report Date: 25-Apr-2014 09:09

Pace Analytical Services, Inc.

TENTATIVELY IDENTIFIED COMPOUNDS

Client Name:
Lab Smp Id: 10262793001
Operator : DL1
Sample Location:
Sample Matrix: AIR
Analysis Type: VOA
Inj Date: 22-APR-2014 13:51

Client SDG: 042214.b

Sample Date:
Sample Point:
Date Received:
Level: LOW

Number TICs found: 10

CONCENTRATION UNITS:
(ug/L or ug/KG) ppbv

	CAS NUMBER	COMPOUND NAME	RT	EST. CONC.	Q
1.		Unknown	2.821	5.41	J
2.	75-68-3	Ethane, 1-chloro-1,1-difluo	3.159	3.87	NJ
3.	127-19-5	Acetamide, N,N-dimethyl-	11.129	120	NJ
4.	17302-37-3	Decane, 2,2-dimethyl-	12.326	4.02	NJ
5.	2051-30-1	Octane, 2,6-dimethyl-	12.921	1.87	NJ
6.		Unknown	13.142	0.986	J
7.	52670-34-5	Octane, 2,3,6,7-tetramethyl	13.388	0.795	NJ
8.	62237-96-1	Decane, 2,2,5-trimethyl-	13.603	0.438	NJ
9.		Unknown	14.124	1.71	J
10.	17312-80-0	Undecane, 2,4-dimethyl-	14.315	0.427	NJ

Data File: \\192.168.10.12\chem\10airB.i\042214.b\11215.D
Report Date: 25-Apr-2014 09:09

Pace Analytical Services, Inc.

TO15 Analysis (UNIX)

Data file : \\192.168.10.12\chem\10airB.i\042214.b\11215.D
Lab Smp Id: 10262793001
Inj Date : 22-APR-2014 13:51
Operator : DL1 Inst ID: 10airB.i
Smp Info :
Misc Info : 20031
Comment : Volatile Organic COMPOUNDS in Air
Method : \\192.168.10.12\chem\10airB.i\042214.b\TO15_104-14_Markes.m
Meth Date : 24-Apr-2014 06:38 dlee Quant Type: ISTD
Cal Date : 14-APR-2014 22:19 Cal File: 10424.D
Als bottle: 15
Dil Factor: 1.68000
Integrator: HP RTE Compound Sublist: all.sub
Target Version: 4.14

Concentration Formula: Amt * DF * Uf * CpndVariable

Name	Value	Description
DF	1.680	Dilution Factor
Uf	1.000	ng unit correction factor
Cpnd Variable		Local Compound Variable

	COMPOUND	RT	AREA	AMOUNT
2	Dichlorodifluoromethane	3.028	361038	0.411
7	1,3-Butadiene	3.343	424904	3.716
63	o-Xylene	10.846	48157	0.806
72	1,2,4-Trimethylbenzene	12.424	546713	1.063
74	p-isopropyltoluene	12.774	2210896	0.409
83	Naphthalene	15.346	162979	0.148

	CONCENTRATIONS		QUANT			
RT	AREA	ON-COL(ppbv)	FINAL(ppbv)	QUAL	LIBRARY	LIB ENTRY	CPND #
Unknown				CAS #:			
2.821	2829076	3.21996125	5.41	0		0	2
Ethane, 1-chloro-1,1-difluoro-				CAS #: 75-68-3			
3.159	263189	2.30201158	3.87	83	NIST05.L	3492	7
Acetamide, N,N-dimethyl-				CAS #: 127-19-5			
11.129	4267696	71.4564052	120	91	NIST05.L	1860	63

Data File: \\192.168.10.12\chem\10airB.i\042214.b\11215.D
Report Date: 25-Apr-2014 09:09

		CONCENTRATIONS			QUANT		
RT	AREA	ON-COL(ppbv)	FINAL(ppbv)	QUAL	LIBRARY	LIB ENTRY	CPND #
Decane, 2,2-dimethyl-				CAS #: 17302-37-3			
12.326	1231186	2.39491966	4.02	83	NIST05.L	36459	72
Octane, 2,6-dimethyl-				CAS #: 2051-30-1			
12.921	6029327	1.11571014	1.87	78	NIST05.L	18510	74
Unknown				CAS #:			
13.142	3171487	0.58687484	0.986	0		0	74
Octane, 2,3,6,7-tetramethyl-				CAS #: 52670-34-5			
13.388	2558541	0.47345090	0.795	72	NIST05.L	36467	74
Decane, 2,2,5-trimethyl-				CAS #: 62237-96-1			
13.603	1410472	0.26100398	0.438	83	NIST05.L	46153	74
Unknown				CAS #:			
14.124	1118942	1.01667355	1.71	0		0	83
Undecane, 2,4-dimethyl-				CAS #: 17312-80-0			
14.315	279892	0.25431075	0.427	78	NIST05.L	46115	83

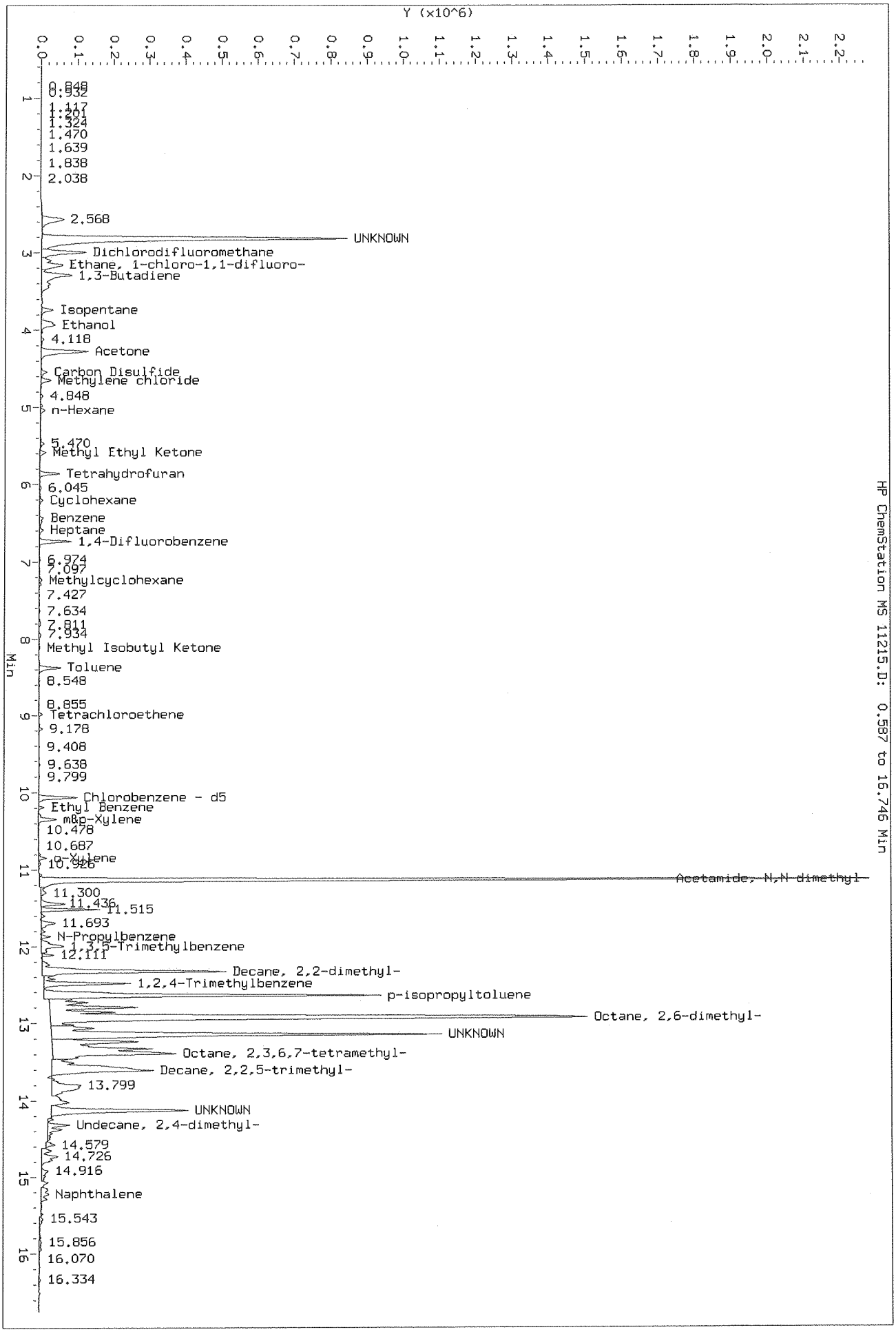

Data File: \\192.168.10.12\Chem\10airB.i\042214.b\11215.D
Injection Date: 22-APR-2014 13:51
Instrument: 10airB.i
Client Sample ID:

Data File: \\192.168.10.12\chem\10airB.i\042214.b\11216.D
Report Date: 25-Apr-2014 09:09

Pace Analytical Services, Inc.

TENTATIVELY IDENTIFIED COMPOUNDS

Client Name:
Lab Smp Id: 10262793002
Operator : DL1
Sample Location:
Sample Matrix: AIR
Analysis Type: VOA
Inj Date: 22-APR-2014 14:14

Client SDG: 042214.b

Sample Date:
Sample Point:
Date Received:
Level: LOW

Number TICs found: 10

CONCENTRATION UNITS:
(ug/L or ug/KG) ppbv

	CAS NUMBER	COMPOUND NAME	RT	EST. CONC.	Q
1.		Unknown	2.567	1.58	J
2.		Unknown	2.821	10.7	J
3.		Unknown	3.304	0.690	J
4.	74-97-5	Methane, bromochloro-	5.869	1.43	NJ
5.	1000309-37-	Oxalic acid, isobutyl nonyl	12.639	1.00	NJ
6.	16747-26-5	Hexane, 2,2,4-trimethyl-	12.927	3.87	NJ
7.		Unknown	13.142	1.84	J
8.		Unknown	13.394	1.72	J
9.		Unknown	13.602	0.942	J
10.	62108-24-1	Decane, 2,6,6-trimethyl-	14.124	0.742	NJ

Data File: \\192.168.10.12\chem\10airB.i\042214.b\11216.D
Report Date: 25-Apr-2014 09:09

Pace Analytical Services, Inc.

TO15 Analysis (UNIX)

Data file : \\192.168.10.12\chem\10airB.i\042214.b\11216.D
Lab Smp Id: 10262793002
Inj Date : 22-APR-2014 14:14
Operator : DL1 Inst ID: 10airB.i
Smp Info :
Misc Info : 20031
Comment : Volatile Organic COMPOUNDS in Air
Method : \\192.168.10.12\chem\10airB.i\042214.b\TO15_104-14_Markes.m
Meth Date : 24-Apr-2014 06:38 dlee Quant Type: ISTD
Cal Date : 14-APR-2014 22:19 Cal File: 10424.D
Als bottle: 16
Dil Factor: 1.68000
Integrator: HP RTE Compound Sublist: all.sub
Target Version: 4.14

Concentration Formula: Amt * DF * Uf * CpndVariable

Name	Value	Description
DF	1.680	Dilution Factor
Uf	1.000	ng unit correction factor
Cpnd Variable		Local Compound Variable

COMPOUND	RT	AREA	AMOUNT
2 Dichlorodifluoromethane	3.036	155180	0.443
5 Chloromethane	3.228	65089	0.251
32 Methyl Ethyl Ketone	5.577	103117	0.303
72 1,2,4-Trimethylbenzene	12.424	75633	0.167

		CONCENTRATIONS			QUANT		
RT	AREA	ON-COL(ppbv)	FINAL(ppbv)	QUAL	LIBRARY	LIB ENTRY	CPND #
Unknown				CAS #:			
2.567	328829	0.93829326	1.58	0		0	2
Unknown				CAS #:			
2.821	2238810	6.38830410	10.7	0		0	2
Unknown				CAS #:			
3.304	106537	0.41084281	0.690	0		0	5
Methane, bromochloro-				CAS #: 74-97-5			
5.869	289474	0.85079178	1.43	97	NIST05.L	12354	32

Data File: \\192.168.10.12\chem\10airB.i\042214.b\11216.D
Report Date: 25-Apr-2014 09:09

		CONCENTRATIONS			QUANT		
RT	AREA	ON-COL(ppbv)	FINAL(ppbv)	QUAL	LIBRARY	LIB ENTRY	CPND #
Oxalic acid, isobutyl nonyl ester				CAS #: 1000309-37-4			
12.639	269647	0.59608106	1.00	72	NIST05.L	106733	72
Hexane, 2,2,4-trimethyl-				CAS #: 16747-26-5			
12.927	1042595	2.30476004	3.87	72	NIST05.L	12315	72
Unknown				CAS #:			
13.142	494964	1.09416775	1.84	0		0	72
Unknown				CAS #:			
13.394	464448	1.02670726	1.72	0		0	72
Unknown				CAS #:			
13.602	253592	0.56059050	0.942	0		0	72
Decane, 2,6,6-trimethyl-				CAS #: 62108-24-1			
14.124	199874	0.44184014	0.742	72	NIST05.L	46145	72

Data File: \\192.168.10.12\chem\10airB.i\042214.b\11216.D
Injection Date: 22-APR-2014 14:14
Instrument: 10airB.i
Client Sample ID:
HP ChemStation MS 11216.D: 0.587 to 16.752 Min
Y (x10^7)
0.0
0.1
0.2
0.3
0.4
0.5
0.6
0.7
0.8
0.9
1.0
1.1
1.2
Min
1
2
3
4
5
6
7
8
9
10
11
12
13
14
15
16
0.832
1.017
1.247
1.439
1.592
1.754
2.084
2.414
UNKNOWN
UNKNOWN
Dichlorodifluoromethane
Chloromethane
UNKNOWN
Bromomethane
Trichlorofluoromethane
4.095
Acetone
Carbon Disulfide
n-Hexane
5.477
Methyl Ethyl Ketone
Methane, bromochloro-
6.045
Cyclohexane
Benzene
Heptane
1,4-Difluorobenzene
6.966
7.151
Methylcyclohexane
7.435
7.634
7.803
7.957
8.164
Toluene
8.517
8.985
9.170
9.400
9.531
9.646
Chlorobenzene - d5
Ethyl Benzene
m&p-Xylene
10.515
10.668
o-Xylene
11.141
11.435
11.515
11.705
11.877
12.000
12.203
12.332
1,2,4-Trimethylbenzene
Oxalic acid, isobutyl nonyl ester
Hexane, 2,2,4-trimethyl-
UNKNOWN
UNKNOWN
UNKNOWN
13.854
Decane, 2,6,6-trimethyl-
14.315
14.572
14.650
14.775
14.928
15.076
15.291
15.493
15.585
15.763
15.911
16.353

Data File: \\192.168.10.12\chem\10airB.i\042214.b\11217.D
Report Date: 25-Apr-2014 09:10

Pace Analytical Services, Inc.

TENTATIVELY IDENTIFIED COMPOUNDS

Client Name:
Lab Smp Id: 10262793003
Operator : DL1
Sample Location:
Sample Matrix: AIR
Analysis Type: VOA
Inj Date: 22-APR-2014 14:37

Client SDG: 042214.b

Sample Date:
Sample Point:
Date Received:
Level: LOW

Number TICs found: 10

CONCENTRATION UNITS:
(ug/L or ug/KG) ppbv

	CAS NUMBER	COMPOUND NAME	RT	EST. CONC.	Q
1.		Unknown	2.568	26.9	J
2.		Unknown	2.821	337	J
3.	75-28-5	Isobutane	3.159	1.49	NJ
4.	127204-12-0	Dodecane, 2,2,11,11-tetrame	12.326	4.11	NJ
5.	629-94-7	Heneicosane	12.639	6.91	NJ
6.	2051-30-1	Octane, 2,6-dimethyl-	12.921	4.46	NJ
7.		Unknown	13.136	2.51	J
8.	54166-32-4	Octane, 2,6,6-trimethyl-	13.388	2.37	NJ
9.	62238-00-0	Decane, 2,2,9-trimethyl-	13.603	1.16	NJ
10.	74645-98-0	Dodecane, 2,7,10-trimethyl-	14.124	1.09	NJ

Data File: \\192.168.10.12\chem\10airB.i\042214.b\11217.D
Report Date: 25-Apr-2014 09:10

Pace Analytical Services, Inc.

TO15 Analysis (UNIX)

Data file : \\192.168.10.12\chem\10airB.i\042214.b\11217.D
Lab Smp Id: 10262793003
Inj Date : 22-APR-2014 14:37
Operator : DL1 Inst ID: 10airB.i
Smp Info :
Misc Info : 20031
Comment : Volatile Organic COMPOUNDS in Air
Method : \\192.168.10.12\chem\10airB.i\042214.b\TO15_104-14_Markes.m
Meth Date : 24-Apr-2014 06:38 dlee Quant Type: ISTD
Cal Date : 14-APR-2014 22:19 Cal File: 10424.D
Als bottle: 17
Dil Factor: 1.68000
Integrator: HP RTE Compound Sublist: all.sub
Target Version: 4.14

Concentration Formula: Amt * DF * Uf * CpndVariable

Name	Value	Description
DF	1.680	Dilution Factor
Uf	1.000	ng unit correction factor
Cpnd Variable		Local Compound Variable

	COMPOUND	RT	AREA	AMOUNT
1	Propylene	2.997	659890	33.848
7	1,3-Butadiene	3.343	965105	1.999
72	1,2,4-Trimethylbenzene	12.424	437677	1.045
74	p-isopropyltoluene	12.774	684852	0.418

		CONCENTRATIONS			QUANT		
RT	AREA	ON-COL(ppbv)	FINAL(ppbv)	QUAL	LIBRARY	LIB ENTRY	CPND #
Unknown				CAS #:			
2.568	311761	15.9913516	26.9	0		0	1
Unknown				CAS #:			
2.821	3911588	200.639376	337	0		0	1
Isobutane				CAS #: 75-28-5			
3.159	427075	0.88480747	1.49	78	NIST05.L	229	7
Dodecane, 2,2,11,11-tetramethyl-				CAS #: 127204-12-0			
12.326	1024547	2.44722480	4.11	78	NIST05.L	76118	72

Data File: \\192.168.10.12\chem\10airB.i\042214.b\11217.D
Report Date: 25-Apr-2014 09:10

		CONCENTRATIONS			QUANT		
RT	AREA	ON-COL(ppbv)	FINAL(ppbv)	QUAL	LIBRARY	LIB ENTRY	CPND #
Heneicosane				CAS #: 629-94-7			
12.639	1721411	4.11174793	6.91	72	NIST05.L	122436	72
Octane, 2,6-dimethyl-				CAS #: 2051-30-1			
12.921	4345508	2.65343065	4.46	78	NIST05.L	18510	74
Unknown				CAS #:			
13.136	2451473	1.49690527	2.51	0		0	74
Octane, 2,6,6-trimethyl-				CAS #: 54166-32-4			
13.388	2310862	1.41104613	2.37	72	NIST05.L	27263	74
Decane, 2,2,9-trimethyl-				CAS #: 62238-00-0			
13.603	1132684	0.69163348	1.16	83	NIST05.L	46156	74
Dodecane, 2,7,10-trimethyl-				CAS #: 74645-98-0			
14.124	1058773	0.64650249	1.09	86	NIST05.L	66079	74

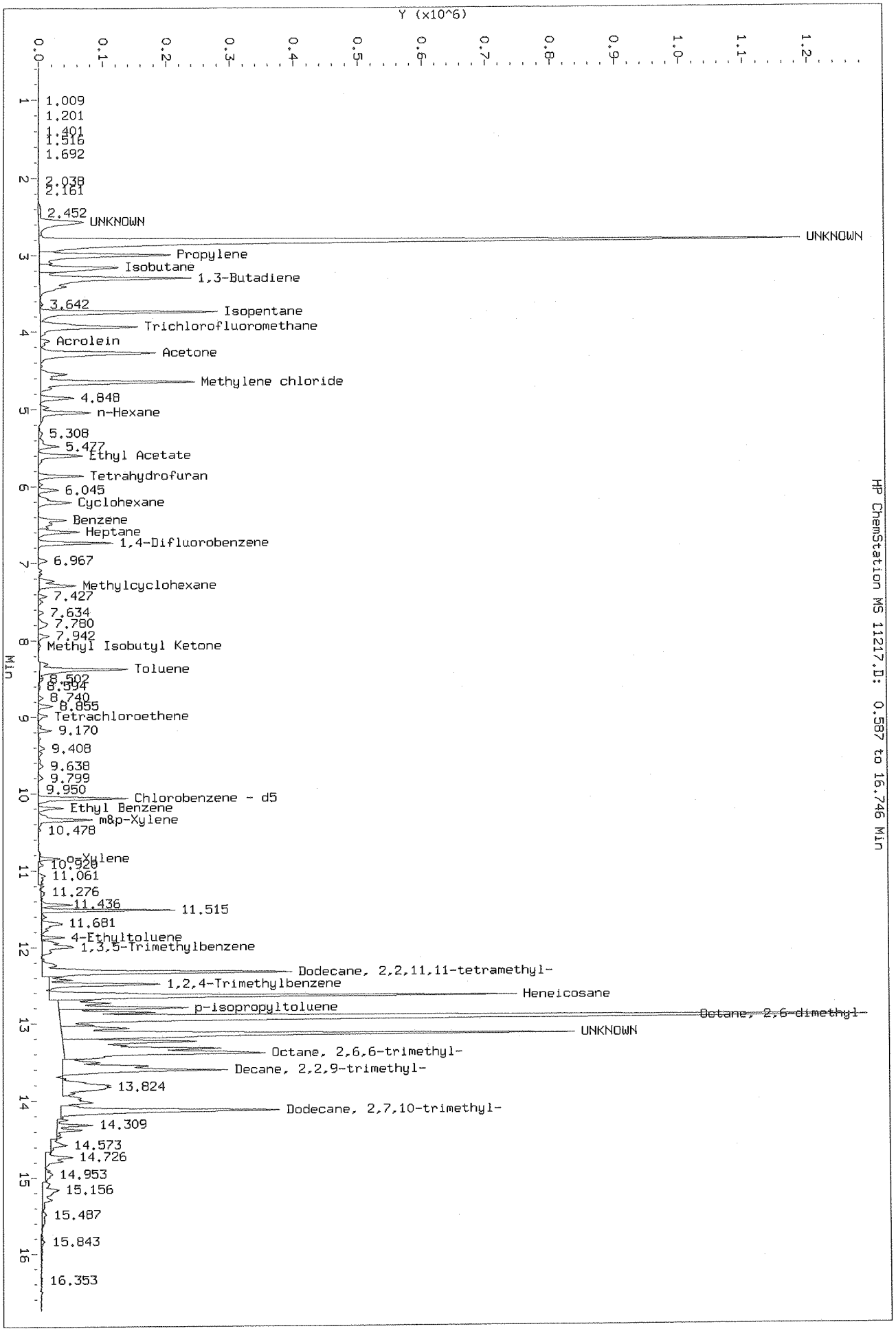
Data File: \\192.168.10.12\chem\10airB.i\042214.b\11217.D
Injection Date: 22-APR-2014 14:37
Instrument: 10airB.i
Client Sample ID:
HP ChemStation MS 11217.D: 0.587 to 16.746 Min
Y (x10^6)
Min
1.009
1.201
1.401
1.516
1.692
2.038
2.161
2.452
UNKNOWN
UNKNOWN
Propylene
Isobutane
1,3-Butadiene
3.642
Isopentane
Trichlorofluoromethane
Acrolein
Acetone
Methylene chloride
4.848
n-Hexane
5.308
5.477
Ethyl Acetate
Tetrahydrofuran
6.045
Cyclohexane
Benzene
Heptane
1,4-Difluorobenzene
6.967
Methylcyclohexane
7.427
7.634
7.780
7.942
Methyl Isobutyl Ketone
Toluene
8.502
8.594
8.740
8.855
Tetrachloroethene
9.170
9.408
9.638
9.799
9.950
Chlorobenzene - d5
Ethyl Benzene
m&p-Xylene
10.478
o-Xylene
10.920
11.061
11.276
11.436
11.515
11.681
4-Ethyltoluene
1,3,5-Trimethylbenzene
Dodecane, 2,2,11,11-tetramethyl-
1,2,4-Trimethylbenzene
Heneicosane
p-isopropyltoluene
Octane, 2,6-dimethyl
UNKNOWN
Octane, 2,6,6-trimethyl-
Decane, 2,2,9-trimethyl-
13.824
Dodecane, 2,7,10-trimethyl-
14.309
14.573
14.726
14.953
15.156
15.487
15.843
16.353

Data File: \\192.168.10.12\chem\10airB.i\042214.b\11218.D
Report Date: 25-Apr-2014 09:11

Pace Analytical Services, Inc.

TENTATIVELY IDENTIFIED COMPOUNDS

Client Name:
Lab Smp Id: 10262793004
Operator : DL1
Sample Location:
Sample Matrix: AIR
Analysis Type: VOA
Inj Date: 22-APR-2014 15:00

Client SDG: 042214.b

Sample Date:
Sample Point:
Date Received:
Level: LOW

Number TICs found: 10

CONCENTRATION UNITS:
(ug/L or ug/KG) ppbv

	CAS NUMBER	COMPOUND NAME	RT	EST. CONC.	Q
1.		Unknown	2.821	4.46	J
2.	75-28-5	Isobutane	3.159	1.25	NJ
3.	17302-37-3	Decane, 2,2-dimethyl-	12.326	4.69	NJ
4.		Unknown	13.136	0.231	J
5.	1000309-15-	Sulfurous acid, hexyl 2-pen	13.388	0.213	NJ
6.	62108-31-0	Heptane, 4-ethyl-2,2,6,6-te	13.603	0.112	NJ
7.		Unknown	14.124	1.92	J
8.	17312-80-0	Undecane, 2,4-dimethyl-	14.315	0.714	NJ
9.		Unknown	14.573	0.277	J
10.		Unknown	14.726	0.428	J

Data File: \\192.168.10.12\chem\10airB.i\042214.b\11218.D
Report Date: 25-Apr-2014 09:11

Pace Analytical Services, Inc.

TO15 Analysis (UNIX)

Data file : \\192.168.10.12\chem\10airB.i\042214.b\11218.D
Lab Smp Id: 10262793004
Inj Date : 22-APR-2014 15:00
Operator : DL1 Inst ID: 10airB.i
Smp Info :
Misc Info : 20031
Comment : Volatile Organic COMPOUNDS in Air
Method : \\192.168.10.12\chem\10airB.i\042214.b\TO15_104-14_Markes.m
Meth Date : 24-Apr-2014 06:38 dlee Quant Type: ISTD
Cal Date : 14-APR-2014 22:19 Cal File: 10424.D
Als bottle: 18
Dil Factor: 1.68000
Integrator: HP RTE Compound Sublist: all.sub
Target Version: 4.14

Concentration Formula: Amt * DF * Uf * CpndVariable

Name	Value	Description
DF	1.680	Dilution Factor
Uf	1.000	ng unit correction factor
Cpnd Variable		Local Compound Variable

COMPOUND	RT	AREA	AMOUNT
2 Dichlorodifluoromethane	3.028	447798	0.272
7 1,3-Butadiene	3.343	757870	1.600
72 1,2,4-Trimethylbenzene	12.424	956822	1.215
77 1,2,3-Trimethylbenzene	12.890	11311749	0.292
83 Naphthalene	15.346	248654	0.135

		CONCENTRATIONS			QUANT		
RT	AREA	ON-COL(ppbv)	FINAL(ppbv)	QUAL	LIBRARY	LIB ENTRY	CPND #
Unknown				CAS #:			
2.821	4365649	2.65443650	4.46	0		0	2
Isobutane				CAS #: 75-28-5			
3.159	351492	0.74228104	1.25	72	NIST05.L	231	7
Decane, 2,2-dimethyl-				CAS #: 17302-37-3			
12.326	2196139	2.78929899	4.69	83	NIST05.L	36459	72

Data File: \\192.168.10.12\chem\10airB.i\042214.b\11218.D
Report Date: 25-Apr-2014 09:11

		CONCENTRATIONS			QUANT		
RT	AREA	ON-COL(ppbv)	FINAL(ppbv)	QUAL	LIBRARY	LIB ENTRY	CPND #
Unknown				CAS #:			
13.136	5323066	0.13745250	0.231	0		0	77
Sulfurous acid, hexyl 2-pentyl ester				CAS #:	1000309-15-6		
13.388	4908718	0.12675317	0.213	72	NIST05.L	82079	77
Heptane, 4-ethyl-2,2,6,6-tetramethyl-				CAS #:	62108-31-0		
13.603	2577018	0.06654390	0.112	78	NIST05.L	46172	77
Unknown				CAS #:			
14.124	2107407	1.14026377	1.92	0		0	83
Undecane, 2,4-dimethyl-				CAS #:	17312-80-0		
14.315	785085	0.42478942	0.714	72	NIST05.L	46133	83
Unknown				CAS #:			
14.573	304301	0.16464950	0.277	0		0	83
Unknown				CAS #:			
14.726	470901	0.25479232	0.428	0		0	83

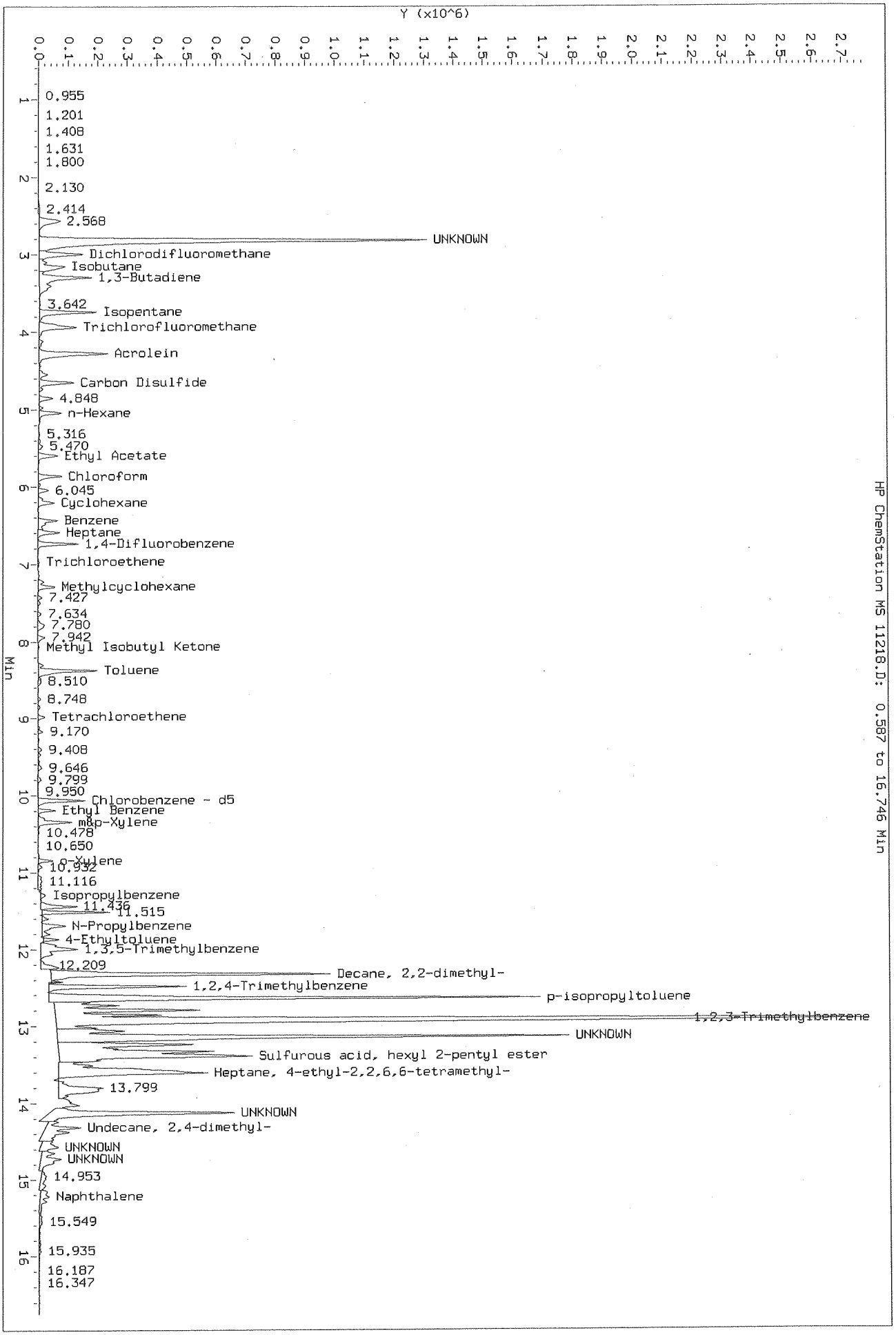
Y (x10^6)
Min
0.955
1.201
1.408
1.631
1.800
2.130
2.414
2.568
UNKNOWN
Dichlorodifluoromethane
Isobutane
1,3-Butadiene
3.642
Isopentane
Trichlorofluoromethane
Acrolein
Carbon Disulfide
4.848
n-Hexane
5.316
5.470
Ethyl Acetate
Chloroform
6.045
Cyclohexane
Benzene
Heptane
1,4-Difluorobenzene
Trichloroethene
Methylcyclohexane
7.427
7.634
7.780
7.942
Methyl Isobutyl Ketone
Toluene
8.510
8.748
Tetrachloroethene
9.170
9.408
9.646
9.799
9.950
Chlorobenzene - d5
Ethyl Benzene
m&p-Xylene
10.478
10.650
o-Xylene
10.932
11.116
Isopropylbenzene
11.436
11.515
N-Propylbenzene
4-Ethyltoluene
1,3,5-Trimethylbenzene
12.209
Decane, 2,2-dimethyl-
1,2,4-Trimethylbenzene
p-isopropyltoluene
1,2,3-Trimethylbenzene
UNKNOWN
Sulfurous acid, hexyl 2-pentyl ester
Heptane, 4-ethyl-2,2,6,6-tetramethyl-
13.799
UNKNOWN
Undecane, 2,4-dimethyl-
UNKNOWN
UNKNOWN
14.953
Naphthalene
15.549
15.935
16.187
16.347
HP ChemStation MS 11218.D: 0.587 to 16.746 Min
Data File: \\192.168.10.12\chem\10airB.i\042214.b\11218.D
Injection Date: 22-APR-2014 15:00
Instrument: 10airB.i
Client Sample ID:

Data File: \\192.168.10.12\chem\10airB.i\042214.b\11219.D
Report Date: 25-Apr-2014 09:12

Pace Analytical Services, Inc.

TENTATIVELY IDENTIFIED COMPOUNDS

Client Name:
Lab Smp Id: 10262793005
Operator : DL1
Sample Location:
Sample Matrix: AIR
Analysis Type: VOA
Inj Date: 22-APR-2014 15:22

Client SDG: 042214.b

Sample Date:
Sample Point:
Date Received:
Level: LOW

Number TICs found: 10

CONCENTRATION UNITS:
(ug/L or ug/KG) ppbv

	CAS NUMBER	COMPOUND NAME	RT	EST. CONC.	Q
1.		Unknown	2.821	341	J
2.	75-28-5	Isobutane	3.159	3.92	NJ
3.	79-29-8	Butane, 2,3-dimethyl-	4.648	27.2	NJ
4.	17302-37-3	Decane, 2,2-dimethyl-	12.326	4.07	NJ
5.	62108-31-0	Heptane, 4-ethyl-2,2,6,6-te	12.921	1.70	NJ
6.		Unknown	13.142	0.834	J
7.		Unknown	13.388	0.784	J
8.	62237-98-3	Decane, 2,2,4-trimethyl-	13.603	0.424	NJ
9.	3891-98-3	Dodecane, 2,6,10-trimethyl-	14.124	1.60	NJ
10.		Unknown	14.315	0.406	J

Data File: \\192.168.10.12\chem\10airB.i\042214.b\11219.D
Report Date: 25-Apr-2014 09:12

Pace Analytical Services, Inc.

TO15 Analysis (UNIX)

Data file : \\192.168.10.12\chem\10airB.i\042214.b\11219.D
Lab Smp Id: 10262793005
Inj Date : 22-APR-2014 15:22
Operator : DL1 Inst ID: 10airB.i
Smp Info :
Misc Info : 20031
Comment : Volatile Organic COMPOUNDS in Air
Method : \\192.168.10.12\chem\10airB.i\042214.b\TO15_104-14_Markes.m
Meth Date : 24-Apr-2014 06:38 dlee Quant Type: ISTD
Cal Date : 14-APR-2014 22:19 Cal File: 10424.D
Als bottle: 19
Dil Factor: 1.68000
Integrator: HP RTE Compound Sublist: all.sub
Target Version: 4.14

Concentration Formula: Amt * DF * Uf * CpndVariable

Name	Value	Description
DF	1.680	Dilution Factor
Uf	1.000	ng unit correction factor
Cpnd Variable		Local Compound Variable

COMPOUND	RT	AREA	AMOUNT
1 Propylene	2.997	1268417	58.114
7 1,3-Butadiene	3.343	1958266	4.315
19 Carbon Disulfide	4.548	247441	6.450
72 1,2,4-Trimethylbenzene	12.424	890962	1.083
74 p-isopropyltoluene	12.774	3563936	0.342
83 Naphthalene	15.340	323146	0.134

		CONCENTRATIONS			QUANT		
RT	AREA	ON-COL(ppbv)	FINAL(ppbv)	QUAL	LIBRARY	LIB ENTRY	CPND #
Unknown				CAS #:			
2.821	4436190	203.247641	341	0		0	1
Isobutane				CAS #: 75-28-5			
3.159	1059545	2.33457721	3.92	86	NIST05.L	229	7
Butane, 2,3-dimethyl-				CAS #: 79-29-8			
4.648	621725	16.2058852	27.2	70	NIST05.L	1802	19

Data File: \\192.168.10.12\chem\10airB.i\042214.b\11219.D
Report Date: 25-Apr-2014 09:12

		CONCENTRATIONS			QUANT		
RT	AREA	ON-COL(ppbv)	FINAL(ppbv)	QUAL	LIBRARY	LIB ENTRY	CPND #
Decane, 2,2-dimethyl-				CAS #: 17302-37-3			
12.326	1992166	2.42081358	4.07	83	NIST05.L	36459	72
Heptane, 4-ethyl-2,2,6,6-tetramethyl-				CAS #: 62108-31-0			
12.921	10540551	1.01278338	1.70	78	NIST05.L	46172	74
Unknown				CAS #:			
13.142	5168535	0.49661598	0.834	0		0	74
Unknown				CAS #:			
13.388	4853809	0.46637569	0.784	0		0	74
Decane, 2,2,4-trimethyl-				CAS #: 62237-98-3			
13.603	2630178	0.25271930	0.424	83	NIST05.L	46150	74
Dodecane, 2,6,10-trimethyl-				CAS #: 3891-98-3			
14.124	2297568	0.95462066	1.60	72	NIST05.L	66077	83
Unknown				CAS #:			
14.315	582457	0.24200611	0.406	0		0	83



Data File: \\192.168.10.12\chem\10airB.i\042214.b\11219.D
Injection Date: 22-APR-2014 15:22
Instrument: 10airB.i
Client Sample ID:

Data File: \\192.168.10.12\chem\10airB.i\042214.b\11220.D
Report Date: 25-Apr-2014 09:13

Pace Analytical Services, Inc.

TENTATIVELY IDENTIFIED COMPOUNDS

Client Name:
Lab Smp Id: 10262793006
Operator : DL1
Sample Location:
Sample Matrix: AIR
Analysis Type: VOA
Inj Date: 22-APR-2014 15:45

Client SDG: 042214.b

Sample Date:
Sample Point:
Date Received:
Level: LOW

Number TICs found: 10

CONCENTRATION UNITS:
(ug/L or ug/KG) ppbv

	CAS NUMBER	COMPOUND NAME	RT	EST. CONC.	Q
1.		Unknown	2.567	0.273	J
2.		Unknown	2.821	3.80	J
3.		Unknown	3.159	0.370	J
4.		Unknown	3.297	0.698	J
5.	17302-37-3	Decane, 2,2-dimethyl-	12.326	7.88	NJ
6.	62108-31-0	Heptane, 4-ethyl-2,2,6,6-te	12.921	1.77	NJ
7.		Unknown	13.136	0.916	J
8.	3891-98-3	Dodecane, 2,6,10-trimethyl-	13.388	0.839	NJ
9.	62237-97-2	Decane, 2,2,6-trimethyl-	13.603	0.401	NJ
10.		Unknown	14.118	24.7	J

Data File: \\192.168.10.12\chem\10airB.i\042214.b\11220.D
Report Date: 25-Apr-2014 09:13

Pace Analytical Services, Inc.

TO15 Analysis (UNIX)

Data file : \\192.168.10.12\chem\10airB.i\042214.b\11220.D
Lab Smp Id: 10262793006
Inj Date : 22-APR-2014 15:45
Operator : DL1 Inst ID: 10airB.i
Smp Info :
Misc Info : 20031
Comment : Volatile Organic COMPOUNDS in Air
Method : \\192.168.10.12\chem\10airB.i\042214.b\TO15_104-14_Markes.m
Meth Date : 24-Apr-2014 06:38 dlee Quant Type: ISTD
Cal Date : 14-APR-2014 22:19 Cal File: 10424.D
Als bottle: 20
Dil Factor: 1.68000
Integrator: HP RTE Compound Sublist: all.sub
Target Version: 4.14

Concentration Formula: Amt * DF * Uf * CpndVariable

Name	Value	Description
DF	1.680	Dilution Factor
Uf	1.000	ng unit correction factor
Cpnd Variable		Local Compound Variable

	COMPOUND	RT	AREA	AMOUNT
2	Dichlorodifluoromethane	3.028	499718	0.263
72	1,2,4-Trimethylbenzene	12.424	627399	2.205
74	p-isopropyltoluene	12.774	1992958	0.349
83	Naphthalene	15.346	182392	2.343

		CONCENTRATIONS			QUANT		
RT	AREA	ON-COL(ppbv)	FINAL(ppbv)	QUAL	LIBRARY	LIB ENTRY	CPND #
Unknown				CAS #:			
2.567	309018	0.16261402	0.273	0		0	2
Unknown				CAS #:			
2.821	4293730	2.25948088	3.80	0		0	2
Unknown				CAS #:			
3.159	418862	0.22041695	0.370	0		0	2
Unknown				CAS #:			
3.297	790062	0.41575289	0.698	0		0	2

Data File: \\192.168.10.12\chem\10airB.i\042214.b\11220.D
Report Date: 25-Apr-2014 09:13

		CONCENTRATIONS			QUANT		
RT	AREA	ON-COL(ppbv)	FINAL(ppbv)	QUAL	LIBRARY	LIB ENTRY	CPND #
Decane, 2,2-dimethyl-				CAS #: 17302-37-3			
12.326	1334875	4.69155941	7.88	83	NIST05.L	36459	72
Heptane, 4-ethyl-2,2,6,6-tetramethyl-				CAS #: 62108-31-0			
12.921	6016299	1.05381603	1.77	78	NIST05.L	46172	74
Unknown				CAS #:			
13.136	3111542	0.54501836	0.916	0		0	74
Dodecane, 2,6,10-trimethyl-				CAS #: 3891-98-3			
13.388	2850845	0.49935457	0.839	78	NIST05.L	66077	74
Decane, 2,2,6-trimethyl-				CAS #: 62237-97-2			
13.603	1362885	0.23872315	0.401	72	NIST05.L	46154	74
Unknown				CAS #:			
14.118	1145778	14.7168859	24.7	0		0	83

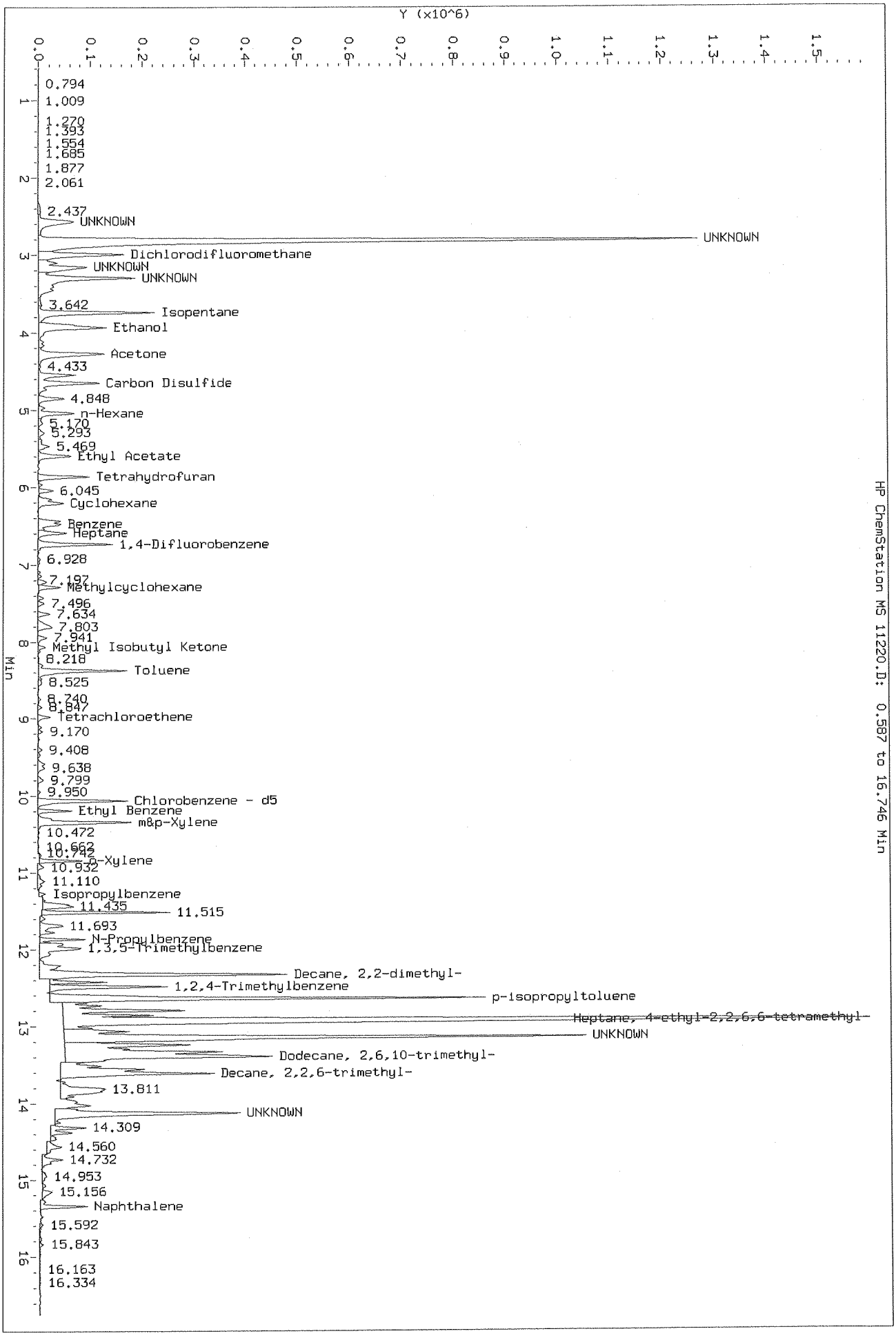
Data File: \\192.168.10.12\chem\10airB.i\042214.b\11220.D
Injection Date: 22-APR-2014 15:45
Instrument: 10airB.i
Client Sample ID:
Y (x10^6)
0.0
0.1
0.2
0.3
0.4
0.5
0.6
0.7
0.8
0.9
1.0
1.1
1.2
1.3
1.4
1.5
Min
1
2
3
4
5
6
7
8
9
10
11
12
13
14
15
16
0.794
1.009
1.270
1.393
1.554
1.685
1.877
2.061
2.437
UNKNOWN
UNKNOWN
Dichlorodifluoromethane
UNKNOWN
UNKNOWN
3.642
Isopentane
Ethanol
Acetone
4.433
Carbon Disulfide
4.848
n-Hexane
5.170
5.293
5.469
Ethyl Acetate
Tetrahydrofuran
6.045
Cyclohexane
Benzene
Heptane
1,4-Difluorobenzene
6.928
7.197
Methylcyclohexane
7.496
7.634
7.803
7.941
Methyl Isobutyl Ketone
8.218
Toluene
8.525
8.740
8.847
Tetrachloroethene
9.170
9.408
9.638
9.799
9.950
Chlorobenzene - d5
Ethyl Benzene
m&p-Xylene
10.472
10.662
10.742
o-Xylene
10.932
11.110
Isopropylbenzene
11.435
11.515
11.693
N-Propylbenzene
1,3,5-Trimethylbenzene
Decane, 2,2-dimethyl-
1,2,4-Trimethylbenzene
p-isopropyltoluene
Heptane, 4-ethyl-2,2,6,6-tetramethyl-
UNKNOWN
Dodecane, 2,6,10-trimethyl-
Decane, 2,2,6-trimethyl-
13.811
UNKNOWN
14.309
14.560
14.732
14.953
15.156
Naphthalene
15.592
15.843
16.163
16.334
HP ChemStation MS 11220.D: 0.587 to 16.746 Min

Data File: \\192.168.10.12\chem\10airB.i\042214.b\11221.D
Report Date: 25-Apr-2014 09:14

Pace Analytical Services, Inc.

TENTATIVELY IDENTIFIED COMPOUNDS

Client Name:
Lab Smp Id: 10262793007
Operator : DL1
Sample Location:
Sample Matrix: AIR
Analysis Type: VOA
Inj Date: 22-APR-2014 16:09

Client SDG: 042214.b

Sample Date:
Sample Point:
Date Received:
Level: LOW

Number TICs found: 10

CONCENTRATION UNITS:
(ug/L or ug/KG) ppbv

	CAS NUMBER	COMPOUND NAME	RT	EST. CONC.	Q
1.		Unknown	2.568	11.6	J
2.		Unknown	2.821	99.8	J
3.	74-97-5	Methane, bromochloro-	5.861	3.59	NJ
4.	127204-12-0	Dodecane, 2,2,11,11-tetrame	12.326	2.06	NJ
5.	62108-31-0	Heptane, 4-ethyl-2,2,6,6-te	12.927	0.716	NJ
6.		Unknown	13.142	0.358	J
7.	1000309-14-	Sulfurous acid, hexyl penty	13.388	0.353	NJ
8.		Unknown	13.609	0.168	J
9.	31295-56-4	Dodecane, 2,6,11-trimethyl-	14.124	5.55	NJ
10.	17312-80-0	Undecane, 2,4-dimethyl-	14.315	1.21	NJ

Data File: \\192.168.10.12\chem\10airB.i\042214.b\11221.D
Report Date: 25-Apr-2014 09:14

Pace Analytical Services, Inc.

TO15 Analysis (UNIX)

Data file : \\192.168.10.12\chem\10airB.i\042214.b\11221.D
Lab Smp Id: 10262793007
Inj Date : 22-APR-2014 16:09
Operator : DL1 Inst ID: 10airB.i
Smp Info :
Misc Info : 20031
Comment : Volatile Organic COMPOUNDS in Air
Method : \\192.168.10.12\chem\10airB.i\042214.b\TO15_104-14_Markes.m
Meth Date : 24-Apr-2014 06:38 dlee Quant Type: ISTD
Cal Date : 14-APR-2014 22:19 Cal File: 10424.D
Als bottle: 21
Dil Factor: 1.68000
Integrator: HP RTE Compound Sublist: all.sub
Target Version: 4.14

Concentration Formula: Amt * DF * Uf * CpndVariable

Name	Value	Description
DF	1.680	Dilution Factor
Uf	1.000	ng unit correction factor
Cpnd Variable		Local Compound Variable

COMPOUND	RT	AREA	AMOUNT
1 Propylene	3.005	187159	4.280
32 Methyl Ethyl Ketone	5.585	67320	0.591
72 1,2,4-Trimethylbenzene	12.424	294142	0.434
74 p-isopropyltoluene	12.774	1140516	0.125
83 Naphthalene	15.346	27284	0.124

		CONCENTRATIONS			QUANT		
RT	AREA	ON-COL(ppbv)	FINAL(ppbv)	QUAL	LIBRARY	LIB ENTRY	CPND #
Unknown				CAS #:			
2.568	300631	6.87566992	11.6	0		0	1
Unknown				CAS #:			
2.821	2597800	59.4138208	99.8	0		0	1
Methane, bromochloro-				CAS #: 74-97-5			
5.861	243569	2.13850020	3.59	97	NIST05.L	12354	32

Data File: \\192.168.10.12\chem\10airB.i\042214.b\11221.D
Report Date: 25-Apr-2014 09:14

		CONCENTRATIONS			QUANT		
RT	AREA	ON-COL(ppbv)	FINAL(ppbv)	QUAL	LIBRARY	LIB ENTRY	CPND #
Dodecane, 2,2,11,11-tetramethyl-				CAS #: 127204-12-0			
12.326	832888	1.22755677	2.06	78	NIST05.L	76118	72
Heptane, 4-ethyl-2,2,6,6-tetramethyl-				CAS #: 62108-31-0			
12.927	3878945	0.42599428	0.716	78	NIST05.L	46172	74
Unknown				CAS #:			
13.142	1937873	0.21282152	0.358	0		0	74
Sulfurous acid, hexyl pentyl ester				CAS #: 1000309-14-1			
13.388	1913293	0.21012204	0.353	80	NIST05.L	82077	74
Unknown				CAS #:			
13.609	913386	0.10031007	0.168	0		0	74
Dodecane, 2,6,11-trimethyl-				CAS #: 31295-56-4			
14.124	728141	3.30398116	5.55	78	NIST05.L	66078	83
Undecane, 2,4-dimethyl-				CAS #: 17312-80-0			
14.315	159026	0.72159117	1.21	83	NIST05.L	46115	83

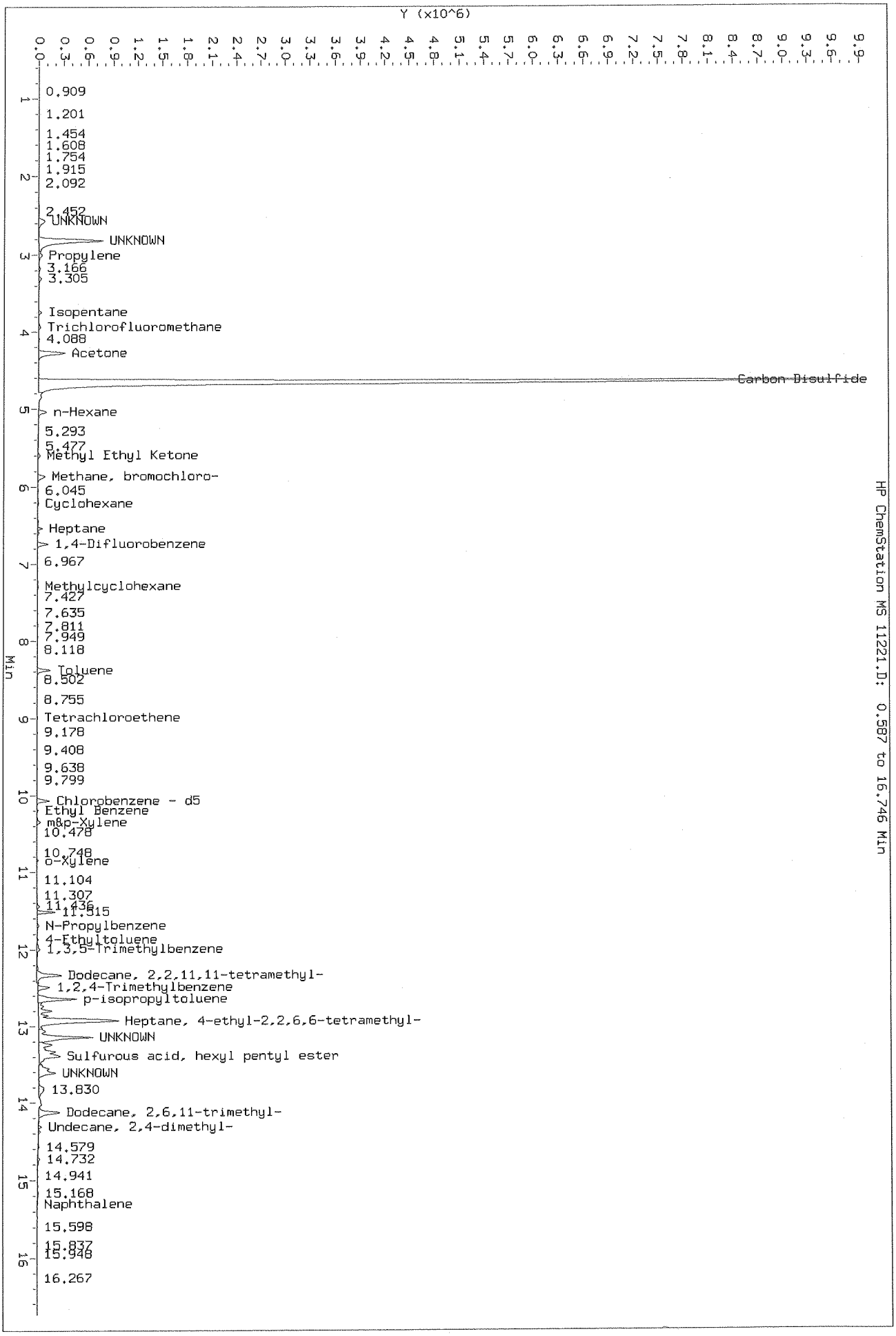
Y (x10^6)
Min
0.909
1.201
1.454
1.608
1.754
1.915
2.092
2.452
UNKNOWN
UNKNOWN
Propylene
3.166
3.305
Isopentane
Trichlorofluoromethane
4.088
Acetone
Carbon Disulfide
n-Hexane
5.293
5.477
Methyl Ethyl Ketone
Methane, bromochloro-
6.045
Cyclohexane
Heptane
1,4-Difluorobenzene
6.967
Methylcyclohexane
7.427
7.635
7.811
7.949
8.118
Toluene
8.502
8.755
Tetrachloroethene
9.178
9.408
9.638
9.799
Chlorobenzene - d5
Ethyl Benzene
m&p-Xylene
10.478
10.748
o-Xylene
11.104
11.307
11.436
11.515
N-Propylbenzene
4-Ethyltoluene
1,3,5-Trimethylbenzene
Dodecane, 2,2,11,11-tetramethyl-
1,2,4-Trimethylbenzene
p-isopropyltoluene
Heptane, 4-ethyl-2,2,6,6-tetramethyl-
UNKNOWN
Sulfurous acid, hexyl pentyl ester
UNKNOWN
13.830
Dodecane, 2,6,11-trimethyl-
Undecane, 2,4-dimethyl-
14.579
14.732
14.941
15.168
Naphthalene
15.598
15.837
15.948
16.267
HP ChemStation MS 11221.D: 0.587 to 16.746 Min
Data File: \\192.168.10.12\chem\10airB.i\042214.b\11221.D
Injection Date: 22-APR-2014 16:09
Instrument: 10airB.i
Client Sample ID:

Data File: \\192.168.10.12\chem\10airB.i\042214.b\11222.D
Report Date: 25-Apr-2014 09:15

Pace Analytical Services, Inc.

TENTATIVELY IDENTIFIED COMPOUNDS

Client Name:
Lab Smp Id: 10262793008
Operator : DL1
Sample Location:
Sample Matrix: AIR
Analysis Type: VOA
Inj Date: 22-APR-2014 16:35

Client SDG: 042214.b

Sample Date:
Sample Point:
Date Received:
Level: LOW

Number TICs found: 10

CONCENTRATION UNITS:
(ug/L or ug/KG) ppbv

	CAS NUMBER	COMPOUND NAME	RT	EST. CONC.	Q
1.		Unknown	2.821	329	J
2.	75-28-5	Isobutane	3.159	70.7	NJ
3.		Unknown	3.305	136	J
4.	6975-98-0	Decane, 2-methyl-	11.994	3.38	NJ
5.	127204-12-0	Dodecane, 2,2,11,11-tetrame	12.326	4.72	NJ
6.	62108-31-0	Heptane, 4-ethyl-2,2,6,6-te	12.921	1.62	NJ
7.		Unknown	13.142	0.794	J
8.	62016-19-7	Octane, 6-ethyl-2-methyl-	13.388	0.738	NJ
9.	2051-30-1	Octane, 2,6-dimethyl-	14.124	2.03	NJ
10.	17312-80-0	Undecane, 2,4-dimethyl-	14.315	0.716	NJ

Data File: \\192.168.10.12\chem\10airB.i\042214.b\11222.D
Report Date: 25-Apr-2014 09:15

Pace Analytical Services, Inc.

TO15 Analysis (UNIX)

Data file : \\192.168.10.12\chem\10airB.i\042214.b\11222.D
Lab Smp Id: 10262793008
Inj Date : 22-APR-2014 16:35
Operator : DL1 Inst ID: 10airB.i
Smp Info :
Misc Info : 20031
Comment : Volatile Organic COMPOUNDS in Air
Method : \\192.168.10.12\chem\10airB.i\042214.b\TO15_104-14_Markes.m
Meth Date : 24-Apr-2014 06:38 dlee Quant Type: ISTD
Cal Date : 14-APR-2014 22:19 Cal File: 10424.D
Als bottle: 22
Dil Factor: 1.68000
Integrator: HP RTE Compound Sublist: all.sub
Target Version: 4.14

Concentration Formula: Amt * DF * Uf * CpndVariable

Name	Value	Description
DF	1.680	Dilution Factor
Uf	1.000	ng unit correction factor
Cpnd Variable		Local Compound Variable

	COMPOUND	RT	AREA	AMOUNT
1	Propylene	2.997	1053449	57.047
69	4-Ethyltoluene	11.921	126971	0.395
72	1,2,4-Trimethylbenzene	12.424	1278295	1.021
74	p-isopropyltoluene	12.774	5159327	0.336
83	Naphthalene	15.346	677679	0.268

		CONCENTRATIONS			QUANT		
RT	AREA	ON-COL(ppbv)	FINAL(ppbv)	QUAL	LIBRARY	LIB ENTRY	CPND #
Unknown				CAS #:			
2.821	3620060	196.034205	329	0		0	1
Isobutane				CAS #: 75-28-5			
3.159	776896	42.0706092	70.7	72	NIST05.L	229	1
Unknown				CAS #:			
3.305	1490541	80.7160619	136	0		0	1

Data File: \\192.168.10.12\chem\10airB.i\042214.b\11222.D
Report Date: 25-Apr-2014 09:15

		CONCENTRATIONS			QUANT		
RT	AREA	ON-COL(ppbv)	FINAL(ppbv)	QUAL	LIBRARY	LIB ENTRY	CPND #
====	====	==========	==========	====	=======	=========	======
Decane, 2-methyl-					CAS #: 6975-98-0		
11.994	646811	2.01344153	3.38	72	NIST05.L	27245	69
Dodecane, 2,2,11,11-tetramethyl-					CAS #: 127204-12-0		
12.326	3515178	2.80772672	4.72	78	NIST05.L	76118	72
Heptane, 4-ethyl-2,2,6,6-tetramethyl-					CAS #: 62108-31-0		
12.921	14812988	0.96539764	1.62	78	NIST05.L	46172	74
Unknown					CAS #:		
13.142	7249096	0.47244085	0.794	0		0	74
Octane, 6-ethyl-2-methyl-					CAS #: 62016-19-7		
13.388	6737517	0.43910000	0.738	72	NIST05.L	27265	74
Octane, 2,6-dimethyl-					CAS #: 2051-30-1		
14.124	3059630	1.21063301	2.03	78	NIST05.L	18510	83
Undecane, 2,4-dimethyl-					CAS #: 17312-80-0		
14.315	1077929	0.42651440	0.716	78	NIST05.L	46115	83

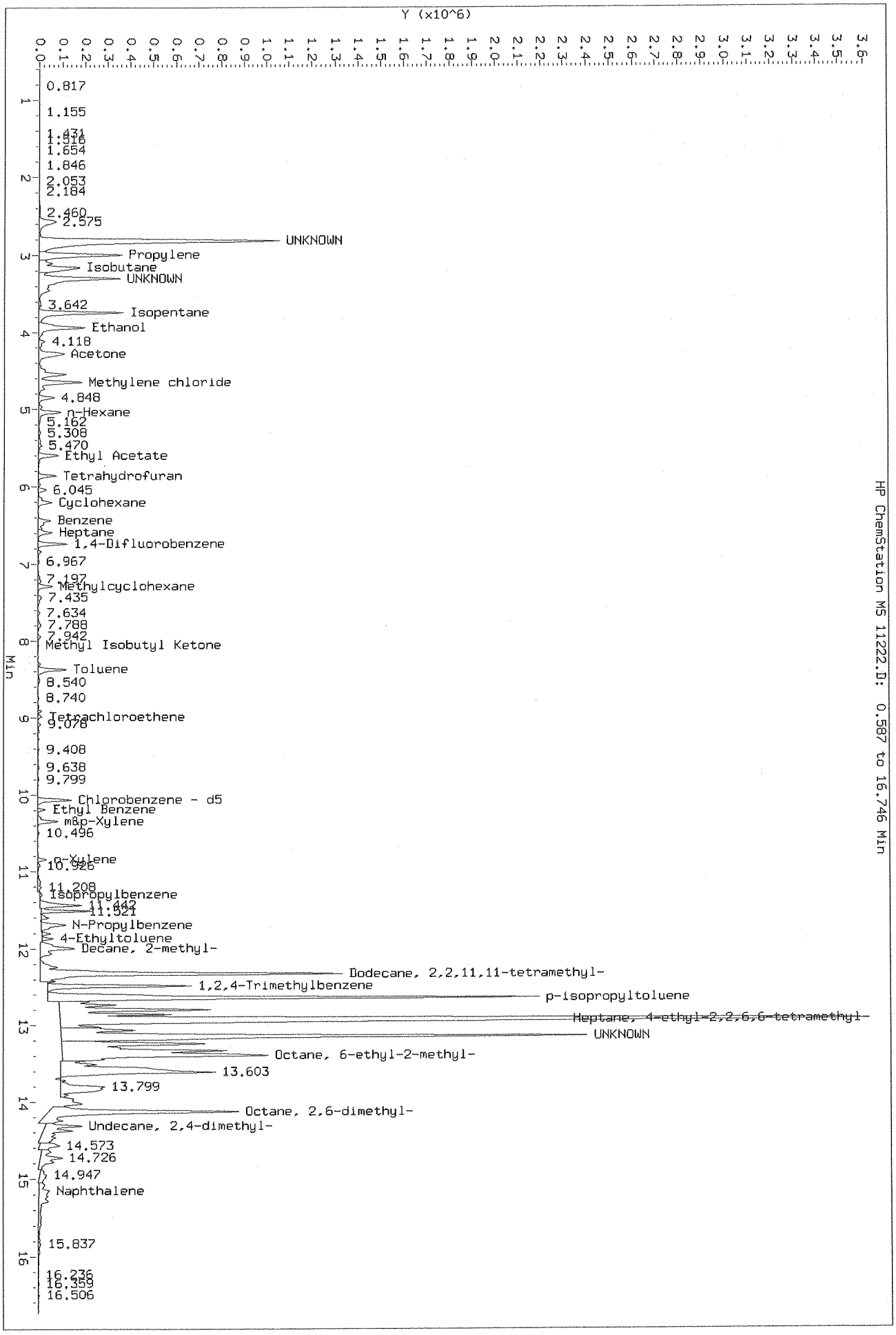

Data File: \\192.168.10.12\chem\10airB.i\042214.b\11222.D
Injection Date: 22-APR-2014 16:35
Instrument: 10airB.i
Client Sample ID:

HP ChemStation MS 11222.D: 0.587 to 16.746 Min

Data File: \\192.168.10.12\chem\10airB.i\042214.b\11223.D
Report Date: 25-Apr-2014 09:15

Pace Analytical Services, Inc.

TENTATIVELY IDENTIFIED COMPOUNDS

Client Name:
Lab Smp Id: 10262793009
Operator : DL1
Sample Location:
Sample Matrix: AIR
Analysis Type: VOA
Inj Date: 22-APR-2014 16:58

Client SDG: 042214.b

Sample Date:
Sample Point:
Date Received:
Level: LOW

Number TICs found: 10

CONCENTRATION UNITS:
(ug/L or ug/KG) ppbv

	CAS NUMBER	COMPOUND NAME	RT	EST. CONC.	Q
1.		Unknown	2.821	3.08	J
2.		Unknown	3.297	0.538	J
3.	556-67-2	Cyclotetrasiloxane, octamet	11.411	2.32	NJ
4.	79-92-5	Camphene	11.681	3.16	NJ
5.	127204-12-0	Dodecane, 2,2,11,11-tetrame	12.332	7.54	NJ
6.	629-50-5	Tridecane	12.645	7.16	NJ
7.		Unknown	13.394	0.494	J
8.		Unknown	13.609	0.249	J
9.	5911-04-6	Nonane, 3-methyl-	14.124	0.212	NJ
10.		Unknown	14.579	0.416	J

Data File: \\192.168.10.12\chem\10airB.i\042214.b\11223.D
Report Date: 25-Apr-2014 09:15

Pace Analytical Services, Inc.

TO15 Analysis (UNIX)

Data file : \\192.168.10.12\chem\10airB.i\042214.b\11223.D
Lab Smp Id: 10262793009
Inj Date : 22-APR-2014 16:58
Operator : DL1 Inst ID: 10airB.i
Smp Info :
Misc Info : 20031
Comment : Volatile Organic COMPOUNDS in Air
Method : \\192.168.10.12\chem\10airB.i\042214.b\TO15_104-14_Markes.m
Meth Date : 24-Apr-2014 06:38 dlee Quant Type: ISTD
Cal Date : 14-APR-2014 22:19 Cal File: 10424.D
Als bottle: 23
Dil Factor: 1.68000
Integrator: HP RTE Compound Sublist: all.sub
Target Version: 4.14

Concentration Formula: Amt * DF * Uf * CpndVariable

Name	Value	Description
DF	1.680	Dilution Factor
Uf	1.000	ng unit correction factor
Cpnd Variable		Local Compound Variable

COMPOUND	RT	AREA	AMOUNT
2 Dichlorodifluoromethane	3.036	415739	0.201
66 Isopropylbenzene	11.288	212574	0.556
69 4-Ethyltoluene	11.921	456074	1.319
72 1,2,4-Trimethylbenzene	12.430	1365508	3.447
74 p-isopropyltoluene	12.774	1498574	1.912
79 N-Butylbenzene	13.228	4535641	0.263
83 Naphthalene	15.352	422007	0.195

		CONCENTRATIONS			QUANT		
RT	AREA	ON-COL(ppbv)	FINAL(ppbv)	QUAL	LIBRARY	LIB ENTRY	CPND #
Unknown				CAS #:			
2.821	3778285	1.83083459	3.08	0		0	2
Unknown				CAS #:			
3.297	661274	0.32043219	0.538	0		0	2

Data File: \\192.168.10.12\chem\10airB.i\042214.b\11223.D
Report Date: 25-Apr-2014 09:15

RT	AREA	CONCENTRATIONS ON-COL(ppbv)	CONCENTRATIONS FINAL(ppbv)	QUAL	QUANT LIBRARY	QUANT LIB ENTRY	CPND #
Cyclotetrasiloxane, octamethyl-				CAS #: 556-67-2			
11.411	529543	1.38402471	2.32	87	NIST05.L	122480	66
Camphene				CAS #: 79-92-5			
11.681	650079	1.88050271	3.16	93	NIST05.L	15160	69
Dodecane, 2,2,11,11-tetramethyl-				CAS #: 127204-12-0			
12.332	1776917	4.48558781	7.54	78	NIST05.L	76118	72
Tridecane				CAS #: 629-50-5			
12.645	3339062	4.26123710	7.16	72	NIST05.L	46087	74
Unknown				CAS #:			
13.394	5069317	0.29422185	0.494	0		0	79
Unknown				CAS #:			
13.609	2557504	0.14843688	0.249	0		0	79
Nonane, 3-methyl-				CAS #: 5911-04-6			
14.124	2171074	0.12600860	0.212	72	NIST05.L	18499	79
Unknown				CAS #:			
14.579	534679	0.24769197	0.416	0		0	83

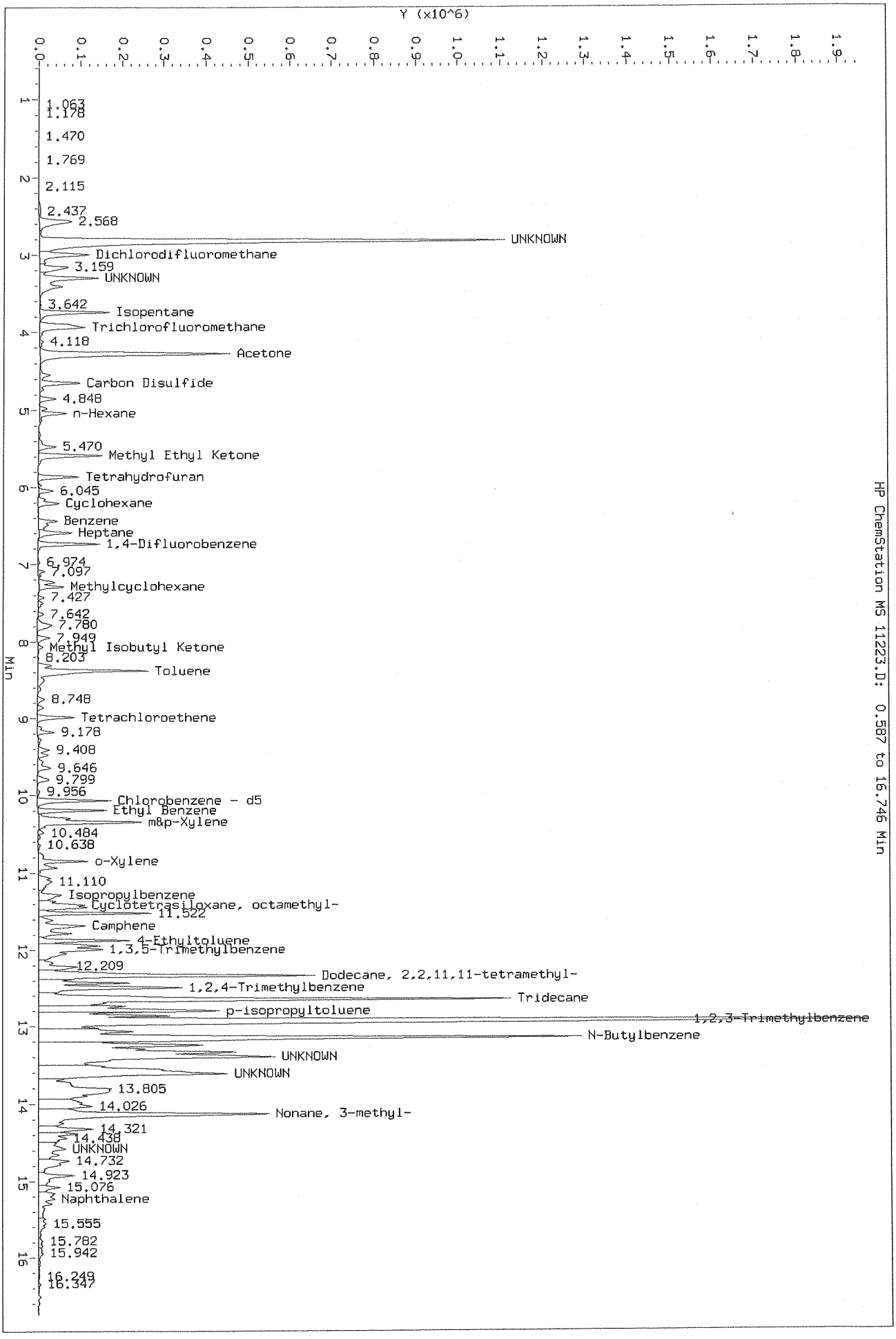

Data File: \\192.168.10.12\chem\10airB.i\042214.b\11223.D
Injection Date: 22-APR-2014 16:58
Instrument: 10airB.i
Client Sample ID:

HP ChemStation MS 11223.D: 0.587 to 16.746 Min

Data File: \\192.168.10.12\chem\10airB.i\042214.b\11224.D
Report Date: 25-Apr-2014 09:16

Pace Analytical Services, Inc.

TENTATIVELY IDENTIFIED COMPOUNDS

Client Name:
Lab Smp Id: 10262793010
Operator : DL1
Sample Location:
Sample Matrix: AIR
Analysis Type: VOA
Inj Date: 22-APR-2014 17:36

Client SDG: 042214.b

Sample Date:
Sample Point:
Date Received:
Level: LOW

Number TICs found: 10

CONCENTRATION UNITS:
(ug/L or ug/KG) ppbv

	CAS NUMBER	COMPOUND NAME	RT	EST. CONC.	Q
1.		Unknown	2.821	180	J
2.		Unknown	11.442	6.15	J
3.	79-92-5	Camphene	11.681	7.39	NJ
4.	127204-12-0	Dodecane, 2,2,11,11-tetrame	12.326	16.4	NJ
5.	629-78-7	Heptadecane	12.639	11.9	NJ
6.	2051-33-4	1-Hexanol, 5-methyl-2-(1-me	13.142	1.29	NJ
7.		Unknown	13.388	1.28	J
8.		Unknown	13.603	0.613	J
9.	2051-30-1	Octane, 2,6-dimethyl-	14.124	1.26	NJ
10.		Unknown	14.315	0.320	J

Data File: \\192.168.10.12\chem\10airB.i\042214.b\11224.D
Report Date: 25-Apr-2014 09:16

Pace Analytical Services, Inc.

TO15 Analysis (UNIX)

Data file : \\192.168.10.12\chem\10airB.i\042214.b\11224.D
Lab Smp Id: 10262793010
Inj Date : 22-APR-2014 17:36
Operator : DL1 Inst ID: 10airB.i
Smp Info :
Misc Info : 20031
Comment : Volatile Organic COMPOUNDS in Air
Method : \\192.168.10.12\chem\10airB.i\042214.b\TO15_104-14_Markes.m
Meth Date : 24-Apr-2014 06:38 dlee Quant Type: ISTD
Cal Date : 14-APR-2014 22:19 Cal File: 10424.D
Als bottle: 24
Dil Factor: 1.68000
Integrator: HP RTE Compound Sublist: all.sub
Target Version: 4.14

Concentration Formula: Amt * DF * Uf * CpndVariable

Name	Value	Description
DF	1.680	Dilution Factor
Uf	1.000	ng unit correction factor
Cpnd Variable		Local Compound Variable

	COMPOUND	RT	AREA	AMOUNT
1	Propylene	2.997	281542	6.781
66	Isopropylbenzene	11.276	206306	0.865
68	N-Propylbenzene	11.779	432868	1.907
72	1,2,4-Trimethylbenzene	12.424	1882557	5.601
74	p-isopropyltoluene	12.774	3258327	3.921
77	1,2,3-Trimethylbenzene	12.897	15078564	1.283
83	Naphthalene	15.352	664803	0.144

	CONCENTRATIONS			QUANT		
RT	AREA	ON-COL(ppbv)	FINAL(ppbv)	QUAL	LIBRARY	LIB ENTRY	CPND #
Unknown				CAS #:			
2.821	4437261	106.864692	180	0		0	1
Unknown				CAS #:			
11.442	873450	3.66027175	6.15	0		0	66

Data File: \\192.168.10.12\chem\10airB.i\042214.b\11224.D
Report Date: 25-Apr-2014 09:16

		CONCENTRATIONS			QUANT		
RT	AREA	ON-COL(ppbv)	FINAL(ppbv)	QUAL	LIBRARY	LIB ENTRY	CPND #
Camphene				CAS #: 79-92-5			
11.681	998573	4.39992934	7.39	91	NIST05.L	15152	68
Dodecane, 2,2,11,11-tetramethyl-				CAS #: 127204-12-0			
12.326	3284186	9.77184976	16.4	78	NIST05.L	76118	72
Heptadecane				CAS #: 629-78-7			
12.639	5881188	7.07734215	11.9	78	NIST05.L	85525	74
1-Hexanol, 5-methyl-2-(1-methylethyl)-				CAS #: 2051-33-4			
13.142	8999728	0.76575728	1.29	72	NIST05.L	28408	77
Unknown				CAS #:			
13.388	8972872	0.76347220	1.28	0		0	77
Unknown				CAS #:			
13.603	4289917	0.36501492	0.613	0		0	77
Octane, 2,6-dimethyl-				CAS #: 2051-30-1			
14.124	3464154	0.75045115	1.26	72	NIST05.L	18522	83
Unknown				CAS #:			
14.315	879354	0.19049739	0.320	0		0	83

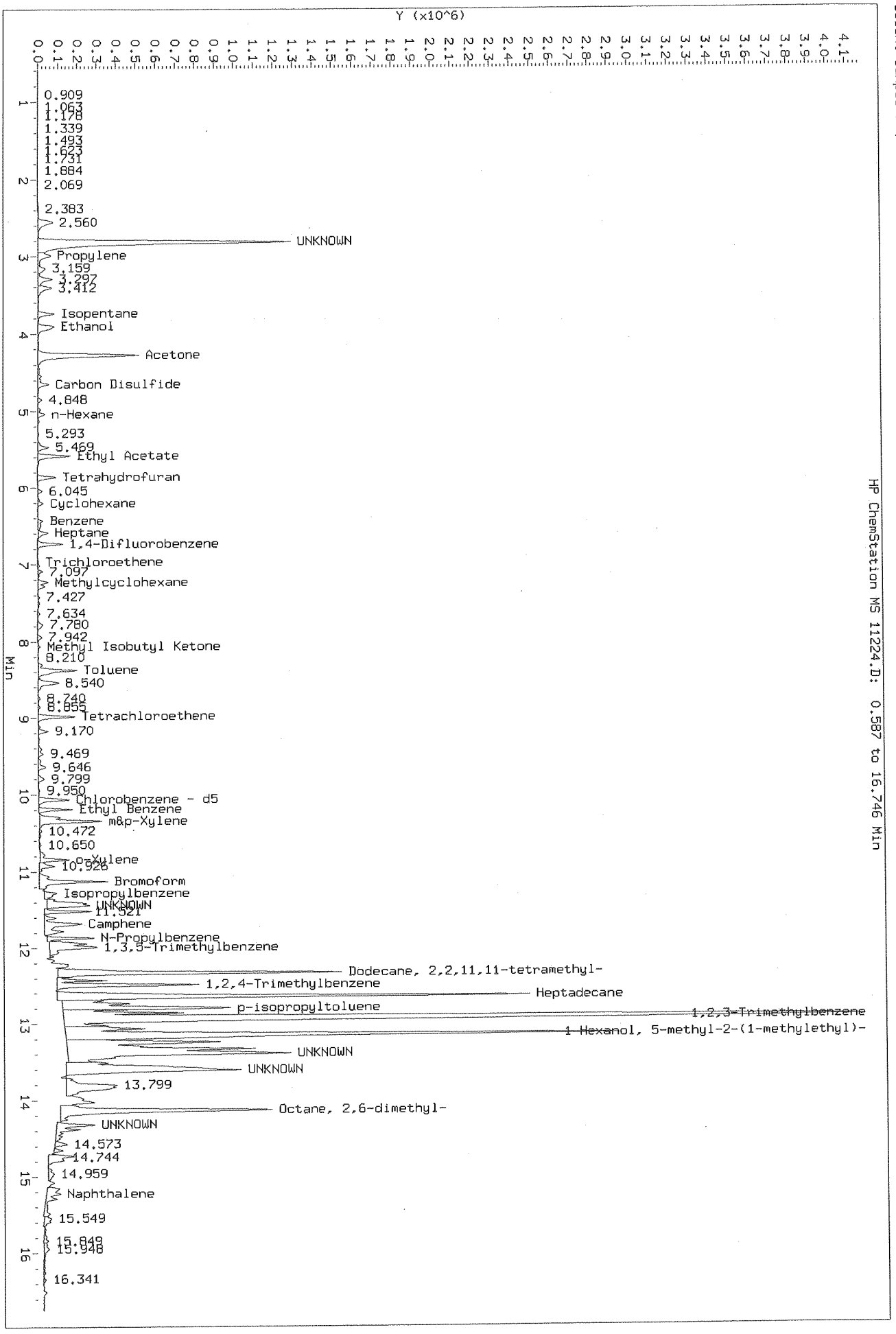
Data File: \\192.168.10.12\chem\10airB.i\042214.b\11224.D
Injection Date: 22-APR-2014 17:36
Instrument: 10airB.i
Client Sample ID:
HP ChemStation MS 11224.D: 0.587 to 16.746 Min
Y (x10^6)
Min
0.909
1.063
1.178
1.339
1.493
1.623
1.731
1.884
2.069
2.383
2.560
UNKNOWN
Propylene
3.159
3.297
3.412
Isopentane
Ethanol
Acetone
Carbon Disulfide
4.848
n-Hexane
5.293
5.469
Ethyl Acetate
Tetrahydrofuran
6.045
Cyclohexane
Benzene
Heptane
1,4-Difluorobenzene
Trichloroethene
7.097
Methylcyclohexane
7.427
7.634
7.780
7.942
Methyl Isobutyl Ketone
8.210
Toluene
8.540
8.740
8.855
Tetrachloroethene
9.170
9.469
9.646
9.799
9.950
Chlorobenzene - d5
Ethyl Benzene
m&p-Xylene
10.472
10.650
o-Xylene
10.926
Bromoform
Isopropylbenzene
UNKNOWN
11.521
Camphene
N-Propylbenzene
1,3,5-Trimethylbenzene
Dodecane, 2,2,11,11-tetramethyl-
1,2,4-Trimethylbenzene
Heptadecane
p-isopropyltoluene
1,2,3-Trimethylbenzene
1-Hexanol, 5-methyl-2-(1-methylethyl)-
UNKNOWN
UNKNOWN
13.799
Octane, 2,6-dimethyl-
UNKNOWN
14.573
14.744
14.959
Naphthalene
15.549
15.849
15.948
16.341

Data File: \\192.168.10.12\chem\10airB.i\042214.b\11225.D
Report Date: 25-Apr-2014 09:16

Pace Analytical Services, Inc.

TENTATIVELY IDENTIFIED COMPOUNDS

Client Name:
Lab Smp Id: 10262793011
Operator : DL1
Sample Location:
Sample Matrix: AIR
Analysis Type: VOA
Inj Date: 22-APR-2014 17:58

Client SDG: 042214.b

Sample Date:
Sample Point:
Date Received:
Level: LOW

Number TICs found: 10

CONCENTRATION UNITS:
(ug/L or ug/KG) ppbv

	CAS NUMBER	COMPOUND NAME	RT	EST. CONC.	Q
1.		Unknown	2.821	4.89	J
2.		Unknown	3.305	0.746	J
3.		Unknown	11.681	2.83	J
4.	17302-37-3	Decane, 2,2-dimethyl-	12.326	5.89	NJ
5.	62238-14-6	Decane, 2,3,8-trimethyl-	12.639	10.6	NJ
6.	62108-31-0	Heptane, 4-ethyl-2,2,6,6-te	12.921	8.80	NJ
7.	1000309-15-	Sulfurous acid, hexyl 2-pen	13.388	0.155	NJ
8.	62108-31-0	Heptane, 4-ethyl-2,2,6,6-te	13.603	0.0845	NJ
9.	17312-68-4	Undecane, 4,4-dimethyl-	14.315	0.202	NJ
10.	17312-57-1	Dodecane, 3-methyl-	14.726	0.162	NJ

Data File: \\192.168.10.12\chem\10airB.i\042214.b\11225.D
Report Date: 25-Apr-2014 09:16

Pace Analytical Services, Inc.

TO15 Analysis (UNIX)

Data file : \\192.168.10.12\chem\10airB.i\042214.b\11225.D
Lab Smp Id: 10262793011
Inj Date : 22-APR-2014 17:58
Operator : DL1 Inst ID: 10airB.i
Smp Info :
Misc Info : 20031
Comment : Volatile Organic COMPOUNDS in Air
Method : \\192.168.10.12\chem\10airB.i\042214.b\TO15_104-14_Markes.m
Meth Date : 24-Apr-2014 06:38 dlee Quant Type: ISTD
Cal Date : 14-APR-2014 22:19 Cal File: 10424.D
Als bottle: 25
Dil Factor: 1.68000
Integrator: HP RTE Compound Sublist: all.sub
Target Version: 4.14

Concentration Formula: Amt * DF * Uf * CpndVariable

Name	Value	Description
DF	1.680	Dilution Factor
Uf	1.000	ng unit correction factor
Cpnd Variable		Local Compound Variable

	COMPOUND	RT	AREA	AMOUNT
2	Dichlorodifluoromethane	3.020	341031	0.222
68	N-Propylbenzene	11.779	188756	0.646
72	1,2,4-Trimethylbenzene	12.424	1196379	1.799
74	p-isopropyltoluene	12.774	1838866	0.901
79	N-Butylbenzene	13.216	6051163	0.096
83	Naphthalene	15.346	629976	0.128

		CONCENTRATIONS			QUANT		
RT	AREA	ON-COL(ppbv)	FINAL(ppbv)	QUAL	LIBRARY	LIB ENTRY	CPND #
Unknown				CAS #:			
2.821	4481350	2.91091305	4.89	0		0	2
Unknown				CAS #:			
3.305	683706	0.44410898	0.746	0		0	2
Unknown				CAS #:			
11.681	491947	1.68261890	2.83	0		0	68

Data File: \\192.168.10.12\chem\10airB.i\042214.b\11225.D
Report Date: 25-Apr-2014 09:16

RT	AREA	CONCENTRATIONS ON-COL(ppbv)	CONCENTRATIONS FINAL(ppbv)	QUAL	QUANT LIBRARY	QUANT LIB ENTRY	CPND #
Decane, 2,2-dimethyl-				CAS #: 17302-37-3			
12.326	2332312	3.50659317	5.89	78	NIST05.L	36459	72
Decane, 2,3,8-trimethyl-				CAS #: 62238-14-6			
12.639	4196817	6.30984521	10.6	72	NIST05.L	46149	72
Heptane, 4-ethyl-2,2,6,6-tetramethyl-				CAS #: 62108-31-0			
12.921	10686087	5.23866650	8.80	78	NIST05.L	46172	74
Sulfurous acid, hexyl 2-pentyl ester				CAS #: 1000309-15-6			
13.388	5775084	0.09207379	0.155	78	NIST05.L	82079	79
Heptane, 4-ethyl-2,2,6,6-tetramethyl-				CAS #: 62108-31-0			
13.603	3154132	0.05028721	0.0845	78	NIST05.L	46172	79
Undecane, 4,4-dimethyl-				CAS #: 17312-68-4			
14.315	591878	0.12006923	0.202	72	NIST05.L	46130	83
Dodecane, 3-methyl-				CAS #: 17312-57-1			
14.726	476565	0.09667678	0.162	72	NIST05.L	46100	83

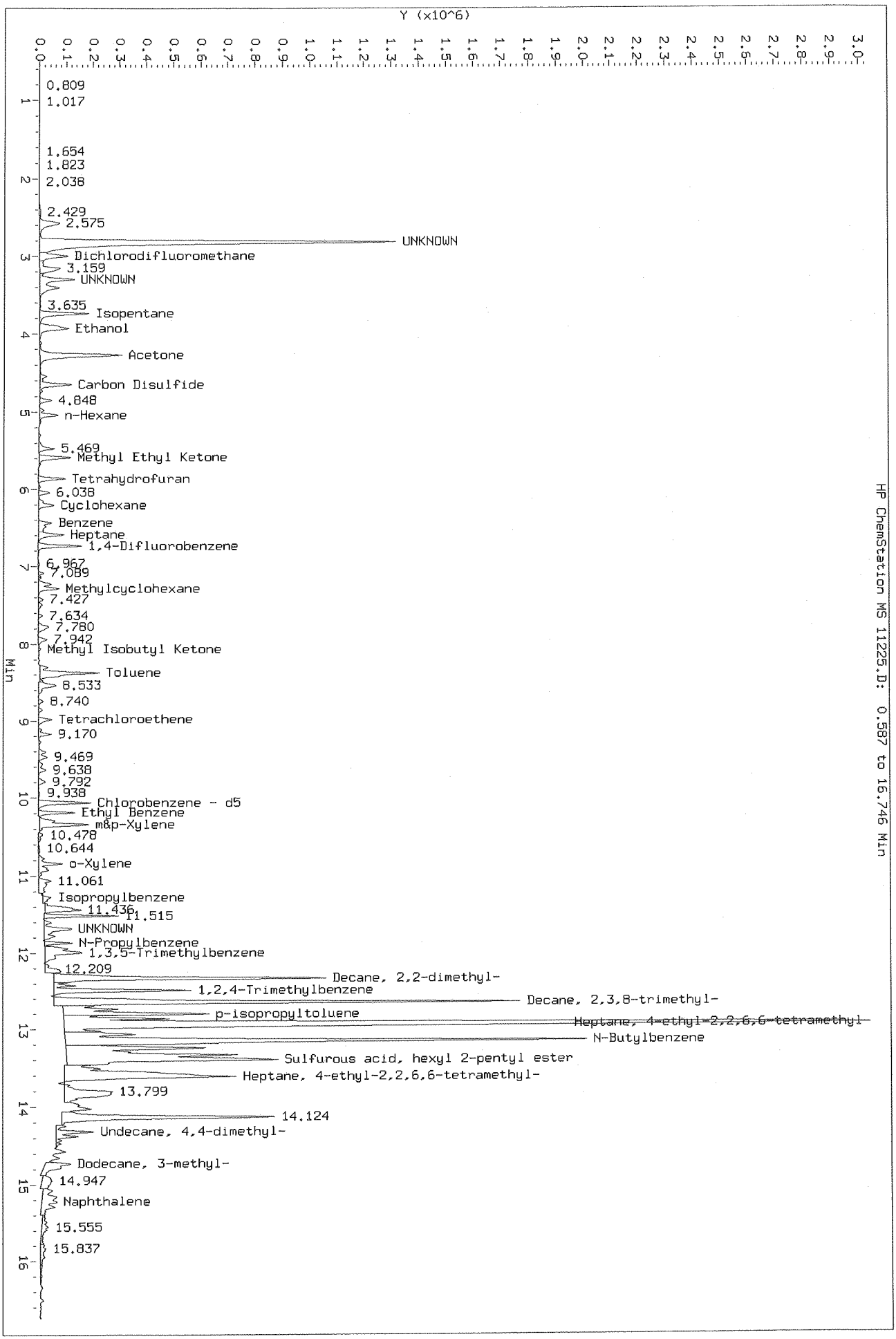
Y (x10^6)
Min
0.809
1.017
1.654
1.823
2.038
2.429
2.575
UNKNOWN
Dichlorodifluoromethane
3.159
UNKNOWN
3.635
Isopentane
Ethanol
Acetone
Carbon Disulfide
4.848
n-Hexane
5.469
Methyl Ethyl Ketone
Tetrahydrofuran
6.038
Cyclohexane
Benzene
Heptane
1,4-Difluorobenzene
6.967
7.089
Methylcyclohexane
7.427
7.634
7.780
7.942
Methyl Isobutyl Ketone
Toluene
8.533
8.740
Tetrachloroethene
9.170
9.469
9.638
9.792
9.938
Chlorobenzene - d5
Ethyl Benzene
m&p-Xylene
10.478
10.644
o-Xylene
11.061
Isopropylbenzene
11.436
11.515
UNKNOWN
N-Propylbenzene
1,3,5-Trimethylbenzene
12.209
Decane, 2,2-dimethyl-
1,2,4-Trimethylbenzene
Decane, 2,3,8-trimethyl-
p-isopropyltoluene
Heptane, 4-ethyl-2,2,6,6-tetramethyl
N-Butylbenzene
Sulfurous acid, hexyl 2-pentyl ester
Heptane, 4-ethyl-2,2,6,6-tetramethyl-
13.799
14.124
Undecane, 4,4-dimethyl-
Dodecane, 3-methyl-
14.947
Naphthalene
15.555
15.837
HP ChemStation MS 11225.D: 0.587 to 16.746 Min
Data File: \\192.168.10.12\chem\10airB.i\042214.b\11225.D
Injection Date: 22-APR-2014 17:58
Instrument: 10airB.i
Client Sample ID:

Data File: \\192.168.10.12\chem\10airB.i\042214.b\11226.D
Report Date: 25-Apr-2014 09:17

Pace Analytical Services, Inc.

TENTATIVELY IDENTIFIED COMPOUNDS

Client Name:
Lab Smp Id: 10262793012
Operator : DL1
Sample Location:
Sample Matrix: AIR
Analysis Type: VOA
Inj Date: 22-APR-2014 18:21

Client SDG: 042214.b

Sample Date:
Sample Point:
Date Received:
Level: LOW

Number TICs found: 10

CONCENTRATION UNITS:
(ug/L or ug/KG) ppbv

	CAS NUMBER	COMPOUND NAME	RT	EST. CONC.	Q
1.		Unknown	2.821	6.65	J
2.	17302-37-3	Decane, 2,2-dimethyl-	12.326	4.65	NJ
3.		Unknown	12.639	2.46	J
4.	3522-94-9	Hexane, 2,2,5-trimethyl-	12.921	7.07	NJ
5.	2051-33-4	1-Hexanol, 5-methyl-2-(1-me	13.142	4.26	NJ
6.	1000309-17-	Sulfurous acid, butyl nonyl	13.388	4.46	NJ
7.	62237-98-3	Decane, 2,2,4-trimethyl-	13.603	2.50	NJ
8.		Unknown	13.818	1.43	J
9.		Unknown	14.014	0.680	J
10.	74645-98-0	Dodecane, 2,7,10-trimethyl-	14.125	2.05	NJ

Data File: \\192.168.10.12\chem\10airB.i\042214.b\11226.D
Report Date: 25-Apr-2014 09:17

Pace Analytical Services, Inc.

TO15 Analysis (UNIX)

Data file : \\192.168.10.12\chem\10airB.i\042214.b\11226.D
Lab Smp Id: 10262793012
Inj Date : 22-APR-2014 18:21
Operator : DL1 Inst ID: 10airB.i
Smp Info :
Misc Info : 20031
Comment : Volatile Organic COMPOUNDS in Air
Method : \\192.168.10.12\chem\10airB.i\042214.b\TO15_104-14_Markes.m
Meth Date : 24-Apr-2014 06:38 dlee Quant Type: ISTD
Cal Date : 14-APR-2014 22:19 Cal File: 10424.D
Als bottle: 26
Dil Factor: 1.68000
Integrator: HP RTE Compound Sublist: all.sub
Target Version: 4.14

Concentration Formula: Amt * DF * Uf * CpndVariable

Name	Value	Description
DF	1.680	Dilution Factor
Uf	1.000	ng unit correction factor
Cpnd Variable		Local Compound Variable

COMPOUND	RT	AREA	AMOUNT
2 Dichlorodifluoromethane	3.028	255763	0.260
72 1,2,4-Trimethylbenzene	12.424	919632	1.903
74 p-isopropyltoluene	12.774	1319225	0.858
83 Naphthalene	15.352	473546	0.287

		CONCENTRATIONS		QUANT			
RT	AREA	ON-COL(ppbv)	FINAL(ppbv)	QUAL	LIBRARY	LIB ENTRY	CPND #
Unknown				CAS #:			
2.821	3897458	3.95738902	6.65	0		0	2
Decane, 2,2-dimethyl-				CAS #: 17302-37-3			
12.326	1338539	2.77007824	4.65	78	NIST05.L	36459	72
Unknown				CAS #:			
12.639	2252246	1.46452890	2.46	0		0	74
Hexane, 2,2,5-trimethyl-				CAS #: 3522-94-9			
12.921	6472976	4.20906945	7.07	72	NIST05.L	12327	74

Data File: \\192.168.10.12\chem\10airB.i\042214.b\11226.D
Report Date: 25-Apr-2014 09:17

		CONCENTRATIONS			QUANT		
RT	AREA	ON-COL(ppbv)	FINAL(ppbv)	QUAL	LIBRARY	LIB ENTRY	CPND #
1-Hexanol, 5-methyl-2-(1-methylethyl)-				CAS #: 2051-33-4			
13.142	3903198	2.53806463	4.26	78	NIST05.L	28408	74
Sulfurous acid, butyl nonyl ester				CAS #: 1000309-17-6			
13.388	4081250	2.65384352	4.46	72	NIST05.L	101068	74
Decane, 2,2,4-trimethyl-				CAS #: 62237-98-3			
13.603	2290765	1.48957606	2.50	83	NIST05.L	46150	74
Unknown				CAS #:			
13.818	1309127	0.85126311	1.43	0		0	74
Unknown				CAS #:			
14.014	622679	0.40489861	0.680	0		0	74(L)
Dodecane, 2,7,10-trimethyl-				CAS #: 74645-98-0			
14.125	2008886	1.21848043	2.05	72	NIST05.L	66079	83

QC Flag Legend

L - Operator selected an alternate library search match.

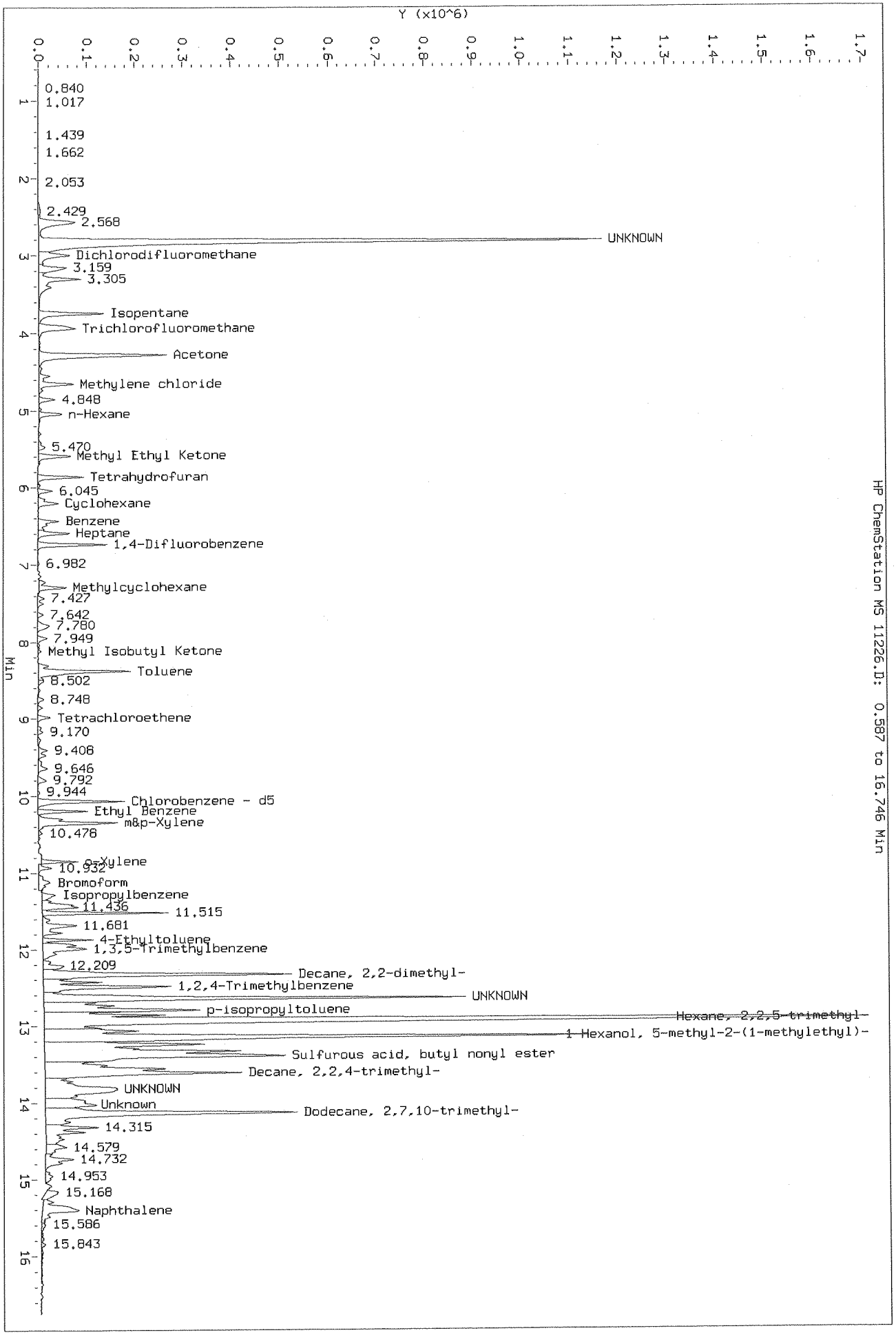
Data File: \\192.168.10.12\chem\10airB.i\042214.b\11226.D
Injection Date: 22-APR-2014 18:21
Instrument: 10airB.i
Client Sample ID:
HP ChemStation MS 11226.D: 0.587 to 16.746 Min
Y (x10^6)
Min
0.840
1.017
1.439
1.662
2.053
2.429
2.568
UNKNOWN
Dichlorodifluoromethane
3.159
3.305
Isopentane
Trichlorofluoromethane
Acetone
Methylene chloride
4.848
n-Hexane
5.470
Methyl Ethyl Ketone
Tetrahydrofuran
6.045
Cyclohexane
Benzene
Heptane
1,4-Difluorobenzene
6.982
Methylcyclohexane
7.427
7.642
7.780
7.949
Methyl Isobutyl Ketone
Toluene
8.502
8.748
Tetrachloroethene
9.170
9.408
9.646
9.792
9.944
Chlorobenzene - d5
Ethyl Benzene
m&p-Xylene
10.476
o-Xylene
10.932
Bromoform
Isopropylbenzene
11.436
11.515
11.681
4-Ethyltoluene
1,3,5-Trimethylbenzene
12.209
Decane, 2,2-dimethyl-
1,2,4-Trimethylbenzene
UNKNOWN
p-isopropyltoluene
Hexane, 2,2,5-trimethyl-
1-Hexanol, 5-methyl-2-(1-methylethyl)-
Sulfurous acid, butyl nonyl ester
Decane, 2,2,4-trimethyl-
UNKNOWN
Unknown
Dodecane, 2,7,10-trimethyl-
14.315
14.579
14.732
14.953
15.168
Naphthalene
15.586
15.843

Data File: \\192.168.10.12\chem\10airB.i\042314.b\11321.D
Report Date: 25-Apr-2014 08:47

Pace Analytical Services, Inc.

TENTATIVELY IDENTIFIED COMPOUNDS

Client Name:
Lab Smp Id: 10262793013
Operator : DL1
Sample Location:
Sample Matrix: AIR
Analysis Type: VOA
Inj Date: 23-APR-2014 17:31

Client SDG: 042314.b

Sample Date:
Sample Point:
Date Received:
Level: LOW

Number TICs found: 10

CONCENTRATION UNITS:
(ug/L or ug/KG) ppbv

	CAS NUMBER	COMPOUND NAME	RT	EST. CONC.	Q
1.		Unknown	2.821	412	J
2.		Unknown	3.297	72.8	J
3.		Unknown	11.435	4.68	J
4.	17302-37-3	Decane, 2,2-dimethyl-	12.326	5.71	NJ
5.	62108-31-0	Heptane, 4-ethyl-2,2,6,6-te	12.921	4.07	NJ
6.		Unknown	13.142	2.00	J
7.	1000309-15-	Sulfurous acid, hexyl 2-pen	13.394	2.05	NJ
8.	62108-31-0	Heptane, 4-ethyl-2,2,6,6-te	13.609	1.06	NJ
9.	74645-98-0	Dodecane, 2,7,10-trimethyl-	14.124	22.6	NJ
10.	17312-59-3	Undecane, 4-ethyl-	14.315	7.89	NJ

Data File: \\192.168.10.12\chem\10airB.i\042314.b\11321.D
Report Date: 25-Apr-2014 08:47

Pace Analytical Services, Inc.

TO15 Analysis (UNIX)

Data file : \\192.168.10.12\chem\10airB.i\042314.b\11321.D
Lab Smp Id: 10262793013
Inj Date : 23-APR-2014 17:31
Operator : DL1 Inst ID: 10airB.i
Smp Info :
Misc Info : 20036
Comment : Volatile Organic COMPOUNDS in Air
Method : \\192.168.10.12\chem\10airB.i\042314.b\TO15_104-14_Markes.m
Meth Date : 25-Apr-2014 08:39 dlee Quant Type: ISTD
Cal Date : 14-APR-2014 22:19 Cal File: 10424.D
Als bottle: 21
Dil Factor: 1.68000
Integrator: HP RTE Compound Sublist: all.sub
Target Version: 4.14

Concentration Formula: Amt * DF * Uf * CpndVariable

Name	Value	Description
DF	1.680	Dilution Factor
Uf	1.000	ng unit correction factor
Cpnd Variable		Local Compound Variable

	COMPOUND	RT	AREA	AMOUNT
1	Propylene	2.997	417752	29.919
66	Isopropylbenzene	11.282	45152	0.263
72	1,2,4-Trimethylbenzene	12.424	967375	1.457
74	p-isopropyltoluene	12.774	3488082	0.793
83	Naphthalene	15.352	44004	0.249

		CONCENTRATIONS			QUANT		
RT	AREA	ON-COL(ppbv)	FINAL(ppbv)	QUAL	LIBRARY	LIB ENTRY	CPND #
Unknown				CAS #:			
2.821	3421585	245.050727	412	0		0	1
Unknown				CAS #:			
3.297	605249	43.3473345	72.8	0		0	1
Unknown				CAS #:			
11.435	478490	2.78355826	4.68	0		0	66

Data File: \\192.168.10.12\chem\10airB.i\042314.b\11321.D
Report Date: 25-Apr-2014 08:47

		CONCENTRATIONS			QUANT		
RT	AREA	ON-COL(ppbv)	FINAL(ppbv)	QUAL	LIBRARY	LIB ENTRY	CPND #
Decane, 2,2-dimethyl-				CAS #: 17302-37-3			
12.326	2256991	3.39905935	5.71	83	NIST05.L	36459	72
Heptane, 4-ethyl-2,2,6,6-tetramethyl-				CAS #: 62108-31-0			
12.921	10647851	2.42024203	4.07	78	NIST05.L	46172	74
Unknown				CAS #:			
13.142	5227810	1.18827416	2.00	0		0	74
Sulfurous acid, hexyl 2-pentyl ester				CAS #: 1000309-15-6			
13.394	5366062	1.21969856	2.05	78	NIST05.L	82079	74
Heptane, 4-ethyl-2,2,6,6-tetramethyl-				CAS #: 62108-31-0			
13.609	2786509	0.63336978	1.06	72	NIST05.L	46172	74
Dodecane, 2,7,10-trimethyl-				CAS #: 74645-98-0			
14.124	2382721	13.4807828	22.6	90	NIST05.L	66079	83
Undecane, 4-ethyl-				CAS #: 17312-59-3			
14.315	830398	4.69816335	7.89	72	NIST05.L	46091	83

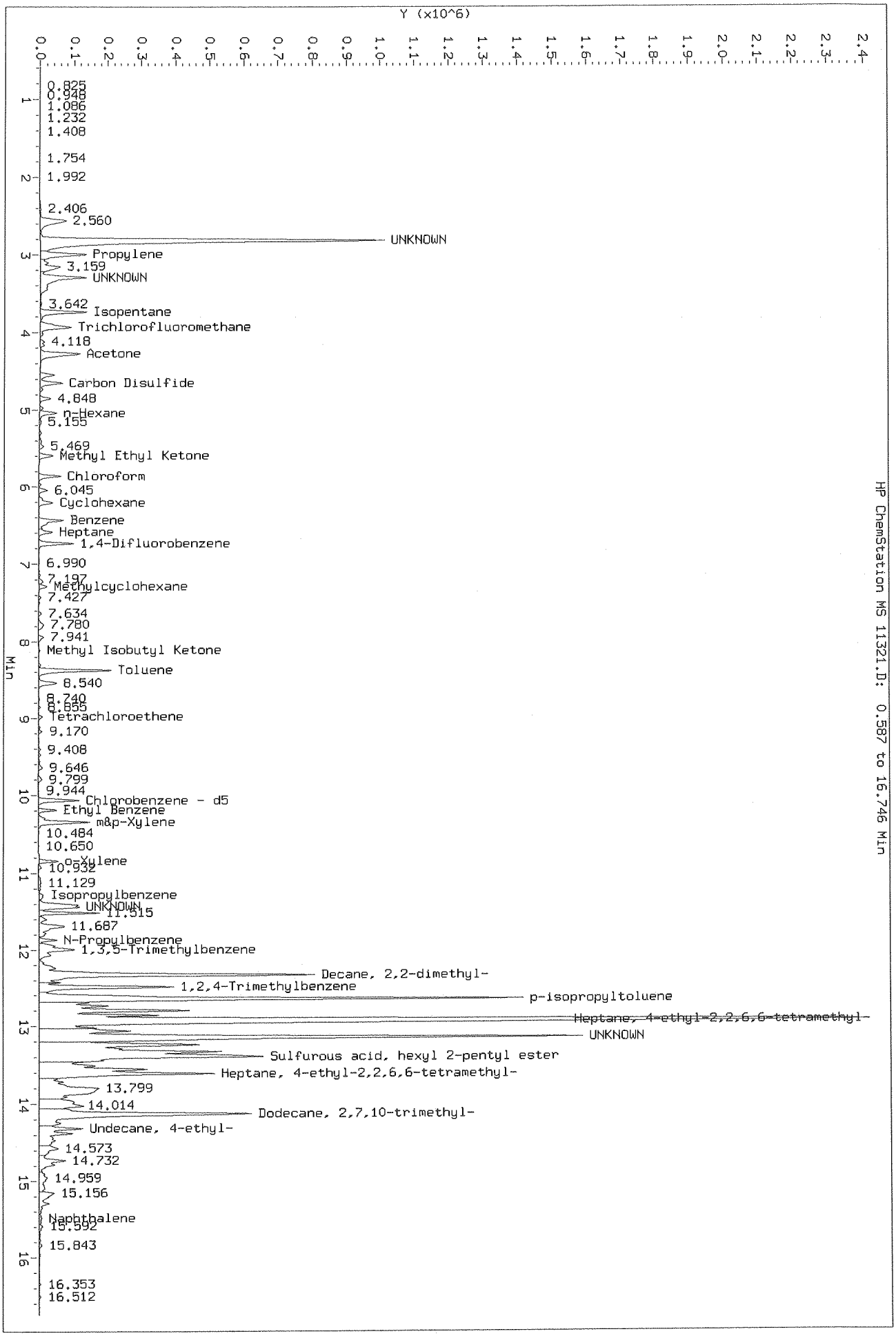
Data File: \\192.168.10.12\Chem\10airB.i\042314.b\11321.D
Injection Date: 23-APR-2014 17:31
Instrument: 10airB.i
Client Sample ID:
Y (x10^6)
Min
HP ChemStation MS 11321.D: 0.587 to 16.746 Min
0.825
0.946
1.086
1.232
1.408
1.754
1.992
2.406
2.560
UNKNOWN
Propylene
3.159
UNKNOWN
3.642
Isopentane
Trichlorofluoromethane
4.118
Acetone
Carbon Disulfide
4.848
n-Hexane
5.155
5.469
Methyl Ethyl Ketone
Chloroform
6.045
Cyclohexane
Benzene
Heptane
1,4-Difluorobenzene
6.990
7.197
Methylcyclohexane
7.427
7.634
7.780
7.941
Methyl Isobutyl Ketone
Toluene
8.540
8.740
8.855
Tetrachloroethene
9.170
9.408
9.646
9.799
9.944
Chlorobenzene - d5
Ethyl Benzene
m&p-Xylene
10.484
10.650
o-Xylene
10.932
11.129
Isopropylbenzene
UNKNOWN
11.515
11.687
N-Propylbenzene
1,3,5-Trimethylbenzene
Decane, 2,2-dimethyl-
1,2,4-Trimethylbenzene
p-isopropyltoluene
Heptane, 4-ethyl-2,2,6,6-tetramethyl-
UNKNOWN
Sulfurous acid, hexyl 2-pentyl ester
Heptane, 4-ethyl-2,2,6,6-tetramethyl-
13.799
14.014
Dodecane, 2,7,10-trimethyl-
Undecane, 4-ethyl-
14.573
14.732
14.959
15.156
Naphthalene
15.592
15.843
16.353
16.512

Data File: \\192.168.10.12\chem\10airB.i\042314.b\11322.D
Report Date: 25-Apr-2014 08:48

Pace Analytical Services, Inc.

TENTATIVELY IDENTIFIED COMPOUNDS

Client Name:
Lab Smp Id: 10262793014
Operator : DL1
Sample Location:
Sample Matrix: AIR
Analysis Type: VOA
Inj Date: 23-APR-2014 17:54

Client SDG: 042314.b

Sample Date:
Sample Point:
Date Received:
Level: LOW

Number TICs found: 10

CONCENTRATION UNITS:
(ug/L or ug/KG) ppbv

	CAS NUMBER	COMPOUND NAME	RT	EST. CONC.	Q
1.		Unknown	2.821	4.94	J
2.		Unknown	3.304	0.719	J
3.	17302-37-3	Decane, 2,2-dimethyl-	12.326	3.94	NJ
4.	62108-31-0	Heptane, 4-ethyl-2,2,6,6-te	12.921	1.78	NJ
5.		Unknown	13.142	0.883	J
6.	52670-34-5	Octane, 2,3,6,7-tetramethyl	13.388	0.797	NJ
7.	62237-97-2	Decane, 2,2,6-trimethyl-	13.603	0.422	NJ
8.	3891-98-3	Dodecane, 2,6,10-trimethyl-	14.124	1.32	NJ
9.		Unknown	14.315	0.498	J
10.		Unknown	14.726	0.321	J

Data File: \\192.168.10.12\chem\10airB.i\042314.b\11322.D
Report Date: 25-Apr-2014 08:48

Pace Analytical Services, Inc.

TO15 Analysis (UNIX)

Data file : \\192.168.10.12\chem\10airB.i\042314.b\11322.D
Lab Smp Id: 10262793014
Inj Date : 23-APR-2014 17:54
Operator : DL1 Inst ID: 10airB.i
Smp Info :
Misc Info : 20036
Comment : Volatile Organic COMPOUNDS in Air
Method : \\192.168.10.12\chem\10airB.i\042314.b\TO15_104-14_Markes.m
Meth Date : 25-Apr-2014 08:39 dlee Quant Type: ISTD
Cal Date : 14-APR-2014 22:19 Cal File: 10424.D
Als bottle: 22
Dil Factor: 1.68000
Integrator: HP RTE Compound Sublist: all.sub
Target Version: 4.14

Concentration Formula: Amt * DF * Uf * CpndVariable

Name	Value	Description
DF	1.680	Dilution Factor
Uf	1.000	ng unit correction factor
Cpnd Variable		Local Compound Variable

	COMPOUND	RT	AREA	AMOUNT
2	Dichlorodifluoromethane	3.036	296511	0.261
72	1,2,4-Trimethylbenzene	12.424	955130	0.878
74	p-isopropyltoluene	12.774	3839106	0.360
83	Naphthalene	15.346	356046	0.124

		CONCENTRATIONS			QUANT		
RT	AREA	ON-COL(ppbv)	FINAL(ppbv)	QUAL	LIBRARY	LIB ENTRY	CPND #
Unknown				CAS #:			
2.821	3340243	2.94185513	4.94	0		0	2
Unknown				CAS #:			
3.304	486017	0.42804988	0.719	0		0	2
Decane, 2,2-dimethyl-				CAS #: 17302-37-3			
12.326	2552490	2.34714883	3.94	83	NIST05.L	36459	72
Heptane, 4-ethyl-2,2,6,6-tetramethyl-				CAS #: 62108-31-0			
12.921	11281705	1.05765975	1.78	78	NIST05.L	46172	74

Data File: \\192.168.10.12\chem\10airB.i\042314.b\11322.D
Report Date: 25-Apr-2014 08:48

		CONCENTRATIONS			QUANT		
RT	AREA	ON-COL(ppbv)	FINAL(ppbv)	QUAL	LIBRARY	LIB ENTRY	CPND #
Unknown				CAS #:			
13.142	5607092	0.52566486	0.883	0		0	74
Octane, 2,3,6,7-tetramethyl-				CAS #:	52670-34-5		
13.388	5058872	0.47426916	0.797	72	NIST05.L	36467	74
Decane, 2,2,6-trimethyl-				CAS #:	62237-97-2		
13.603	2679875	0.25123827	0.422	83	NIST05.L	46154	74
Dodecane, 2,6,10-trimethyl-				CAS #:	3891-98-3		
14.124	2262493	0.78700540	1.32	78	NIST05.L	66077	83
Unknown				CAS #:			
14.315	851593	0.29622545	0.498	0		0	83
Unknown				CAS #:			
14.726	549114	0.19100871	0.321	0		0	83

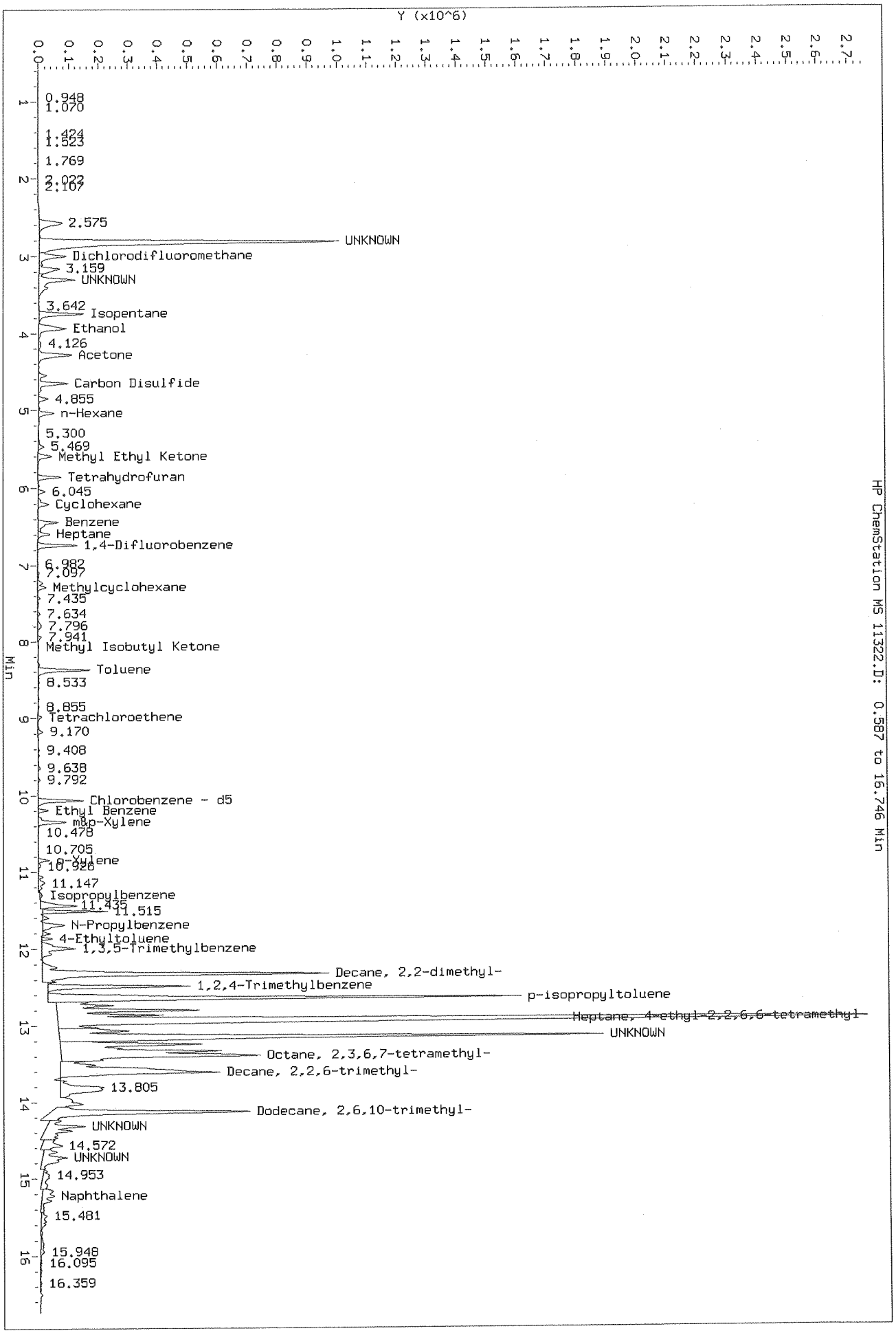
Data File: \\192.168.10.12\chem\10airB.i\042314.b\11322.D
Injection Date: 23-APR-2014 17:54
Instrument: 10airB.i
Client Sample ID:
Y (x10^6)
Min
HP ChemStation MS 11322.D: 0.587 to 16.746 Min
0.948
1.070
1.424
1.523
1.769
2.022
2.107
2.575
UNKNOWN
Dichlorodifluoromethane
3.159
UNKNOWN
3.642
Isopentane
Ethanol
4.126
Acetone
Carbon Disulfide
4.855
n-Hexane
5.300
5.469
Methyl Ethyl Ketone
Tetrahydrofuran
6.045
Cyclohexane
Benzene
Heptane
1,4-Difluorobenzene
6.982
7.097
Methylcyclohexane
7.435
7.634
7.796
7.941
Methyl Isobutyl Ketone
Toluene
8.533
8.855
Tetrachloroethene
9.170
9.408
9.638
9.792
Chlorobenzene - d5
Ethyl Benzene
m&p-Xylene
10.478
10.705
o-Xylene
10.926
11.147
Isopropylbenzene
11.435
11.515
N-Propylbenzene
4-Ethyltoluene
1,3,5-Trimethylbenzene
Decane, 2,2-dimethyl-
1,2,4-Trimethylbenzene
p-isopropyltoluene
Heptane, 4-ethyl-2,2,6,6-tetramethyl-
UNKNOWN
Octane, 2,3,6,7-tetramethyl-
Decane, 2,2,6-trimethyl-
13.805
Dodecane, 2,6,10-trimethyl-
UNKNOWN
14.572
UNKNOWN
14.953
Naphthalene
15.481
15.948
16.095
16.359

Data File: \\192.168.10.12\chem\10airB.i\042314.b\11323.D
Report Date: 25-Apr-2014 08:49

Pace Analytical Services, Inc.

TENTATIVELY IDENTIFIED COMPOUNDS

Client Name:
Lab Smp Id: 10262793015
Operator : DL1
Sample Location:
Sample Matrix: AIR
Analysis Type: VOA
Inj Date: 23-APR-2014 18:17

Client SDG: 042314.b

Sample Date:
Sample Point:
Date Received:
Level: LOW

Number TICs found: 10

CONCENTRATION UNITS:
(ug/L or ug/KG) ppbv

	CAS NUMBER	COMPOUND NAME	RT	EST. CONC.	Q
1.		Unknown	2.821	5.30	J
2.	17302-37-3	Decane, 2,2-dimethyl-	12.326	2.52	NJ
3.	62016-37-9	Octane, 2,4,6-trimethyl-	12.639	3.75	NJ
4.	62108-31-0	Heptane, 4-ethyl-2,2,6,6-te	12.921	11.1	NJ
5.		Unknown	13.142	5.67	J
6.	1000309-14-	Sulfurous acid, hexyl penty	13.388	5.23	NJ
7.	62108-31-0	Heptane, 4-ethyl-2,2,6,6-te	13.603	2.73	NJ
8.	3913-02-8	1-Octanol, 2-butyl-	13.799	1.03	NJ
9.	2051-30-1	Octane, 2,6-dimethyl-	14.124	2.46	NJ
10.	2213-23-2	Heptane, 2,4-dimethyl-	14.315	0.928	NJ

Data File: \\192.168.10.12\chem\10airB.i\042314.b\11323.D
Report Date: 25-Apr-2014 08:49

Pace Analytical Services, Inc.

TO15 Analysis (UNIX)

Data file : \\192.168.10.12\chem\10airB.i\042314.b\11323.D
Lab Smp Id: 10262793015
Inj Date : 23-APR-2014 18:17
Operator : DL1 Inst ID: 10airB.i
Smp Info :
Misc Info : 20036
Comment : Volatile Organic COMPOUNDS in Air
Method : \\192.168.10.12\chem\10airB.i\042314.b\TO15_104-14_Markes.m
Meth Date : 25-Apr-2014 08:39 dlee Quant Type: ISTD
Cal Date : 14-APR-2014 22:19 Cal File: 10424.D
Als bottle: 23
Dil Factor: 1.68000
Integrator: HP RTE Compound Sublist: all.sub
Target Version: 4.14

Concentration Formula: Amt * DF * Uf * CpndVariable

Name	Value	Description
DF	1.680	Dilution Factor
Uf	1.000	ng unit correction factor
Cpnd Variable		Local Compound Variable

COMPOUND	RT	AREA	AMOUNT
2 Dichlorodifluoromethane	3.028	230576	0.235
72 1,2,4-Trimethylbenzene	12.424	695863	0.574

		CONCENTRATIONS			QUANT		
RT	AREA	ON-COL(ppbv)	FINAL(ppbv)	QUAL	LIBRARY	LIB ENTRY	CPND #
Unknown				CAS #:			
2.821	3090963	3.15193729	5.30	0		0	2
Decane, 2,2-dimethyl-				CAS #: 17302-37-3			
12.326	1817853	1.50009115	2.52	83	NIST05.L	36459	72
Octane, 2,4,6-trimethyl-				CAS #: 62016-37-9			
12.639	2708206	2.23481029	3.75	86	NIST05.L	27260	72
Heptane, 4-ethyl-2,2,6,6-tetramethyl-				CAS #: 62108-31-0			
12.921	7980290	6.58533203	11.1	78	NIST05.L	46172	72
Unknown				CAS #:			
13.142	4088152	3.37354165	5.67	0		0	72

Data File: \\192.168.10.12\chem\10airB.i\042314.b\11323.D
Report Date: 25-Apr-2014 08:49

RT	AREA	CONCENTRATIONS ON-COL(ppbv)	CONCENTRATIONS FINAL(ppbv)	QUAL	QUANT LIBRARY	QUANT LIB ENTRY	QUANT CPND #
Sulfurous acid, hexyl pentyl ester				CAS #: 1000309-14-1			
13.388	3770436	3.11136226	5.23	72	NIST05.L	82077	72
Heptane, 4-ethyl-2,2,6,6-tetramethyl-				CAS #: 62108-31-0			
13.603	1971999	1.62729289	2.73	72	NIST05.L	46172	72
1-Octanol, 2-butyl-				CAS #: 3913-02-8			
13.799	743302	0.61337248	1.03	72	NIST05.L	47457	72
Octane, 2,6-dimethyl-				CAS #: 2051-30-1			
14.124	1777037	1.46641009	2.46	78	NIST05.L	18522	72
Heptane, 2,4-dimethyl-				CAS #: 2213-23-2			
14.315	669356	0.55235254	0.928	72	NIST05.L	12302	72

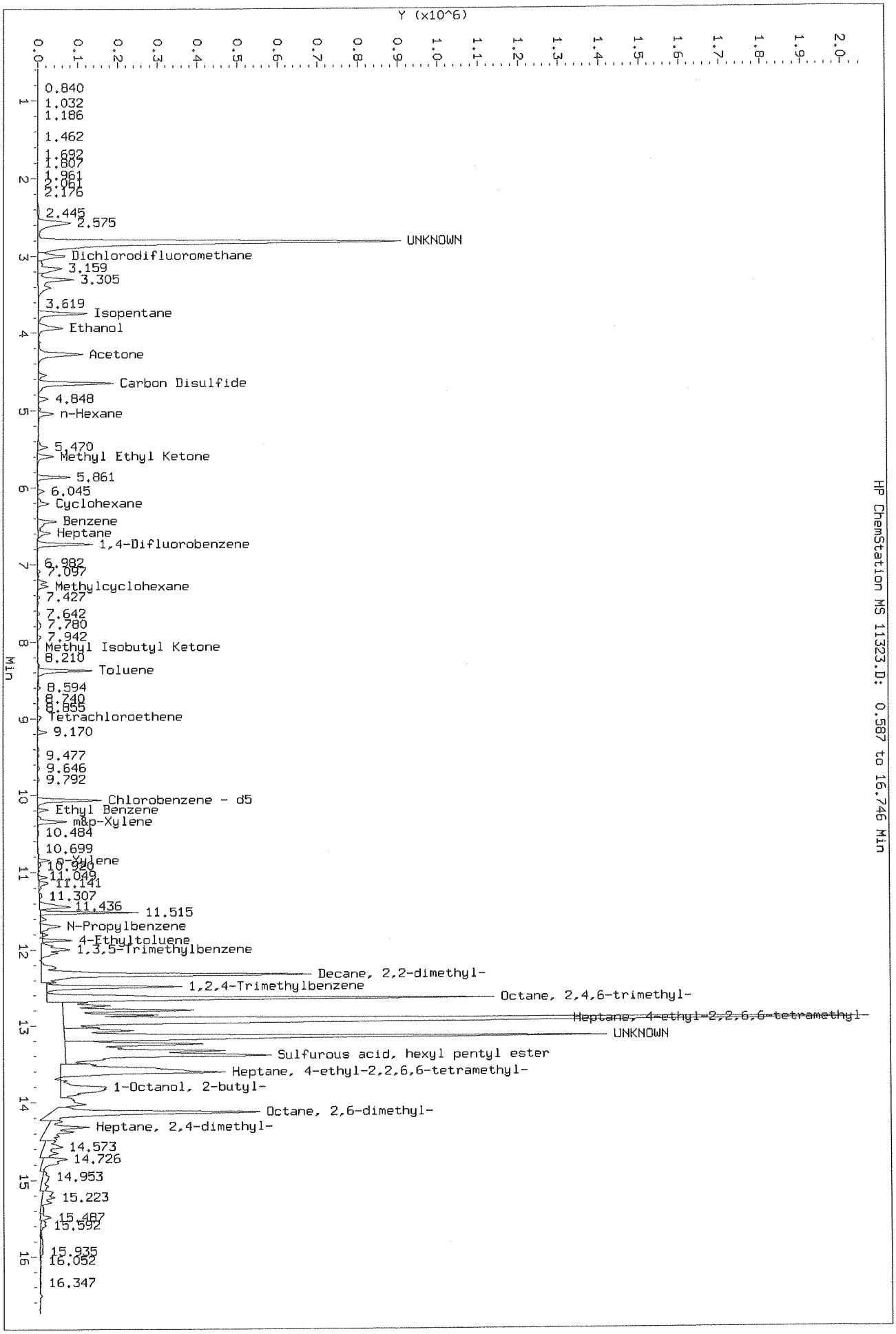
Data File: \\192.168.10.12\chem\10airB.i\042314.b\11323.D
Injection Date: 23-APR-2014 18:17
Instrument: 10airB.i
Client Sample ID:
HP ChemStation MS 11323.D: 0.587 to 16.746 Min
Y (x10^6)
Min
0.840
1.032
1.186
1.462
1.682
1.807
1.961
2.061
2.176
2.445
2.575
UNKNOWN
Dichlorodifluoromethane
3.159
3.305
3.619
Isopentane
Ethanol
Acetone
Carbon Disulfide
4.848
n-Hexane
5.470
Methyl Ethyl Ketone
5.861
6.045
Cyclohexane
Benzene
Heptane
1,4-Difluorobenzene
6.982
7.097
Methylcyclohexane
7.427
7.642
7.780
7.942
Methyl Isobutyl Ketone
8.210
Toluene
8.594
8.740
8.855
Tetrachloroethene
9.170
9.477
9.646
9.792
Chlorobenzene - d5
Ethyl Benzene
m&p-Xylene
10.484
10.699
o-Xylene
10.920
11.049
11.141
11.307
11.436
11.515
N-Propylbenzene
4-Ethyltoluene
1,3,5-Trimethylbenzene
Decane, 2,2-dimethyl-
1,2,4-Trimethylbenzene
Octane, 2,4,6-trimethyl-
Heptane, 4-ethyl-2,2,6,6-tetramethyl-
UNKNOWN
Sulfurous acid, hexyl pentyl ester
Heptane, 4-ethyl-2,2,6,6-tetramethyl-
1-Octanol, 2-butyl-
Octane, 2,6-dimethyl-
Heptane, 2,4-dimethyl-
14.573
14.726
14.953
15.223
15.487
15.592
15.935
16.052
16.347

Data File: \\192.168.10.12\chem\10airB.i\042314.b\11324.D
Report Date: 25-Apr-2014 08:49

Pace Analytical Services, Inc.

TENTATIVELY IDENTIFIED COMPOUNDS

Client Name:
Lab Smp Id: 10262793016
Operator : DL1
Sample Location:
Sample Matrix: AIR
Analysis Type: VOA
Inj Date: 23-APR-2014 18:39

Client SDG: 042314.b

Sample Date:
Sample Point:
Date Received:
Level: LOW

Number TICs found: 10

CONCENTRATION UNITS:
(ug/L or ug/KG) ppbv

	CAS NUMBER	COMPOUND NAME	RT	EST. CONC.	Q
1.		Unknown	2.821	282	J
2.		Unknown	3.305	56.2	J
3.		Unknown	11.436	3.64	J
4.	127204-12-0	Dodecane, 2,2,11,11-tetrame	12.326	4.08	NJ
5.	62016-37-9	Octane, 2,4,6-trimethyl-	12.639	5.91	NJ
6.	2051-33-4	1-Hexanol, 5-methyl-2-(1-me	13.142	0.225	NJ
7.	1000309-12-	Sulfurous acid, nonyl 2-pro	13.388	0.208	NJ
8.		Unknown	13.603	0.107	J
9.		Unknown	14.124	0.0834	J
10.		Unknown	14.315	2.74	J

Data File: \\192.168.10.12\chem\10airB.i\042314.b\11324.D
Report Date: 25-Apr-2014 08:49

Pace Analytical Services, Inc.

TO15 Analysis (UNIX)

Data file : \\192.168.10.12\chem\10airB.i\042314.b\11324.D
Lab Smp Id: 10262793016
Inj Date : 23-APR-2014 18:39
Operator : DL1 Inst ID: 10airB.i
Smp Info :
Misc Info : 20036
Comment : Volatile Organic COMPOUNDS in Air
Method : \\192.168.10.12\chem\10airB.i\042314.b\TO15_104-14_Markes.m
Meth Date : 25-Apr-2014 08:39 dlee Quant Type: ISTD
Cal Date : 14-APR-2014 22:19 Cal File: 10424.D
Als bottle: 24
Dil Factor: 1.68000
Integrator: HP RTE Compound Sublist: all.sub
Target Version: 4.14

Concentration Formula: Amt * DF * Uf * CpndVariable

Name	Value	Description
DF	1.680	Dilution Factor
Uf	1.000	ng unit correction factor
Cpnd Variable		Local Compound Variable

	COMPOUND	RT	AREA	AMOUNT
1	Propylene	2.997	462446	21.783
66	Isopropylbenzene	11.288	26842	0.143
72	1,2,4-Trimethylbenzene	12.424	1190810	0.892
74	p-isopropyltoluene	12.780	13688735	0.268
83	Naphthalene	15.340	49683	0.138

		CONCENTRATIONS			QUANT		
RT	AREA	ON-COL(ppbv)	FINAL(ppbv)	QUAL	LIBRARY	LIB ENTRY	CPND #
Unknown				CAS #:			
2.821	3559946	167.685772	282	0		0	1
Unknown				CAS #:			
3.305	709979	33.4424699	56.2	0		0	1
Unknown				CAS #:			
11.436	407739	2.16715499	3.64	0		0	66

Data File: \\192.168.10.12\chem\10airB.i\042314.b\11324.D
Report Date: 25-Apr-2014 08:49

		CONCENTRATIONS			QUANT		
RT	AREA	ON-COL(ppbv)	FINAL(ppbv)	QUAL	LIBRARY	LIB ENTRY	CPND #
====	====	==========	==========	====	=======	=========	======
Dodecane, 2,2,11,11-tetramethyl-					CAS #: 127204-12-0		
12.326	3239743	2.42576774	4.08	78	NIST05.L	76118	72
Octane, 2,4,6-trimethyl-					CAS #: 62016-37-9		
12.639	4696451	3.51648202	5.91	72	NIST05.L	27260	72
1-Hexanol, 5-methyl-2-(1-methylethyl)-					CAS #: 2051-33-4		
13.142	6861855	0.13415899	0.225	78	NIST05.L	28408	74
Sulfurous acid, nonyl 2-propyl ester					CAS #: 1000309-12-0		
13.388	6348080	0.12411397	0.208	72	NIST05.L	91714	74
Unknown					CAS #:		
13.603	3256101	0.06366139	0.107	0		0	74
Unknown					CAS #:		
14.124	2540320	0.04966685	0.0834	0		0	74
Unknown					CAS #:		
14.315	589172	1.63370751	2.74	0		0	83

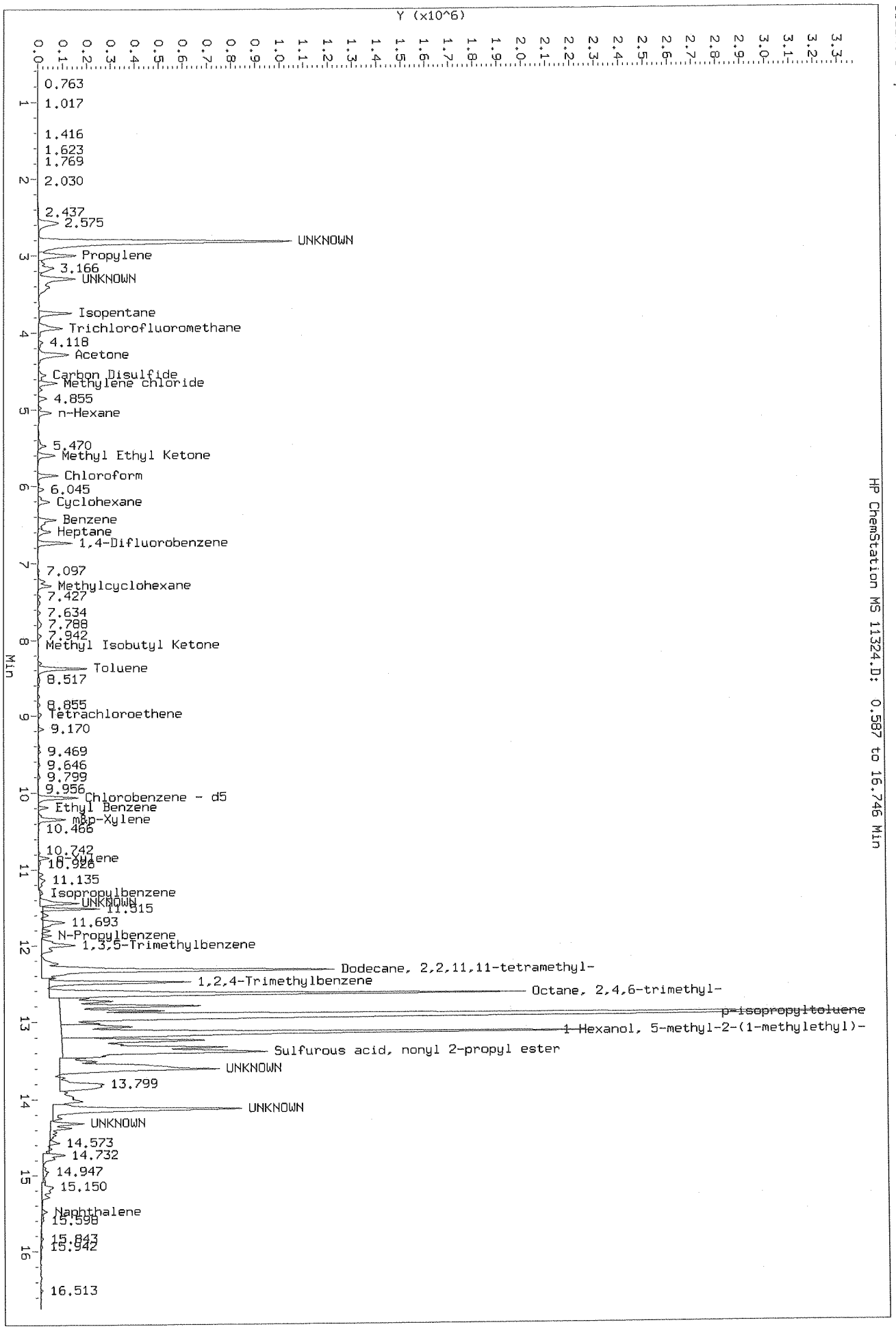
Data File: \\192.168.10.12\chem\10airB.i\042314.b\11324.D
Injection Date: 23-APR-2014 18:39
Instrument: 10airB.i
Client Sample ID:
HP ChemStation MS 11324.D: 0.587 to 16.746 Min
Y (x10^6)
Min
0.763
1.017
1.416
1.623
1.769
2.030
2.437
2.575
UNKNOWN
Propylene
3.166
UNKNOWN
Isopentane
Trichlorofluoromethane
4.118
Acetone
Carbon Disulfide
Methylene chloride
4.855
n-Hexane
5.470
Methyl Ethyl Ketone
Chloroform
6.045
Cyclohexane
Benzene
Heptane
1,4-Difluorobenzene
7.097
Methylcyclohexane
7.427
7.634
7.788
7.942
Methyl Isobutyl Ketone
Toluene
8.517
8.855
Tetrachloroethene
9.170
9.469
9.646
9.799
9.956
Chlorobenzene - d5
Ethyl Benzene
m&p-Xylene
10.466
10.742
o-Xylene
10.926
11.135
Isopropylbenzene
UNKNOWN
11.515
11.693
N-Propylbenzene
1,3,5-Trimethylbenzene
Dodecane, 2,2,11,11-tetramethyl-
1,2,4-Trimethylbenzene
Octane, 2,4,6-trimethyl-
p-isopropyltoluene
1-Hexanol, 5-methyl-2-(1-methylethyl)-
Sulfurous acid, nonyl 2-propyl ester
UNKNOWN
13.799
UNKNOWN
UNKNOWN
14.573
14.732
14.947
15.150
Naphthalene
15.598
15.843
15.942
16.513

Data File: \\192.168.10.12\chem\10airB.i\042314.b\11325.D
Report Date: 25-Apr-2014 08:50

Pace Analytical Services, Inc.

TENTATIVELY IDENTIFIED COMPOUNDS

Client Name:
Lab Smp Id: 10262793017
Operator : DL1
Sample Location:
Sample Matrix: AIR
Analysis Type: VOA
Inj Date: 23-APR-2014 19:02

Client SDG: 042314.b

Sample Date:
Sample Point:
Date Received:
Level: LOW

Number TICs found: 10

CONCENTRATION UNITS:
(ug/L or ug/KG) ppbv

	CAS NUMBER	COMPOUND NAME	RT	EST. CONC.	Q
1.		Unknown	2.560	0.188	J
2.		Unknown	2.821	1.68	J
3.	75-28-5	Isobutane	3.159	0.326	NJ
4.		Unknown	3.297	0.648	J
5.	13475-82-6	Heptane, 2,2,4,6,6-pentamet	12.326	1.17	NJ
6.		Unknown	12.639	0.954	J
7.		Unknown	13.142	0.185	J
8.	32357-83-8	Ether, hexyl pentyl	13.388	0.204	NJ
9.		Unknown	13.578	0.130	J
10.	74645-98-0	Dodecane, 2,7,10-trimethyl-	14.124	0.570	NJ

Data File: \\192.168.10.12\chem\10airB.i\042314.b\11325.D
Report Date: 25-Apr-2014 08:50

Pace Analytical Services, Inc.

TO15 Analysis (UNIX)

Data file : \\192.168.10.12\chem\10airB.i\042314.b\11325.D
Lab Smp Id: 10262793017
Inj Date : 23-APR-2014 19:02
Operator : DL1 Inst ID: 10airB.i
Smp Info :
Misc Info : 20036
Comment : Volatile Organic COMPOUNDS in Air
Method : \\192.168.10.12\chem\10airB.i\042314.b\TO15_104-14_Markes.m
Meth Date : 25-Apr-2014 08:39 dlee Quant Type: ISTD
Cal Date : 14-APR-2014 22:19 Cal File: 10424.D
Als bottle: 25
Dil Factor: 1.68000
Integrator: HP RTE Compound Sublist: all.sub
Target Version: 4.14

Concentration Formula: Amt * DF * Uf * CpndVariable

Name	Value	Description
DF	1.680	Dilution Factor
Uf	1.000	ng unit correction factor
Cpnd Variable		Local Compound Variable

COMPOUND	RT	AREA	AMOUNT
2 Dichlorodifluoromethane	3.028	791762	0.257
72 1,2,4-Trimethylbenzene	12.424	357488	0.814
74 p-isopropyltoluene	12.774	424256	0.480
77 1,2,3-Trimethylbenzene	12.897	1628793	0.187
83 Naphthalene	15.352	110470	0.103

		CONCENTRATIONS			QUANT		
RT	AREA	ON-COL(ppbv)	FINAL(ppbv)	QUAL	LIBRARY	LIB ENTRY	CPND #
Unknown				CAS #:			
2.560	344693	0.11202584	0.188	0		0	2
Unknown				CAS #:			
2.821	3071253	0.99816403	1.68	0		0	2
Isobutane				CAS #: 75-28-5			
3.159	597880	0.19431239	0.326	86	NIST05.L	229	2

Data File: \\192.168.10.12\chem\10airB.i\042314.b\11325.D
Report Date: 25-Apr-2014 08:50

		CONCENTRATIONS			QUANT		
RT	AREA	ON-COL(ppbv)	FINAL(ppbv)	QUAL	LIBRARY	LIB ENTRY	CPND #
Unknown				CAS #:			
3.297	1187796	0.38603616	0.648	0		0	2
Heptane, 2,2,4,6,6-pentamethyl-				CAS #:	13475-82-6		
12.326	306209	0.69710301	1.17	78	NIST05.L	36470	72
Unknown				CAS #:			
12.639	501180	0.56761460	0.954	0		0	74
Unknown				CAS #:			
13.142	959430	0.11034479	0.185	0		0	77
Ether, hexyl pentyl				CAS #:	32357-83-8		
13.388	1057192	0.12158843	0.204	72	NIST05.L	37797	77
Unknown				CAS #:			
13.578	673613	0.07747269	0.130	0		0	77
Dodecane, 2,7,10-trimethyl-				CAS #:	74645-98-0		
14.124	362478	0.33935492	0.570	80	NIST05.L	66079	83

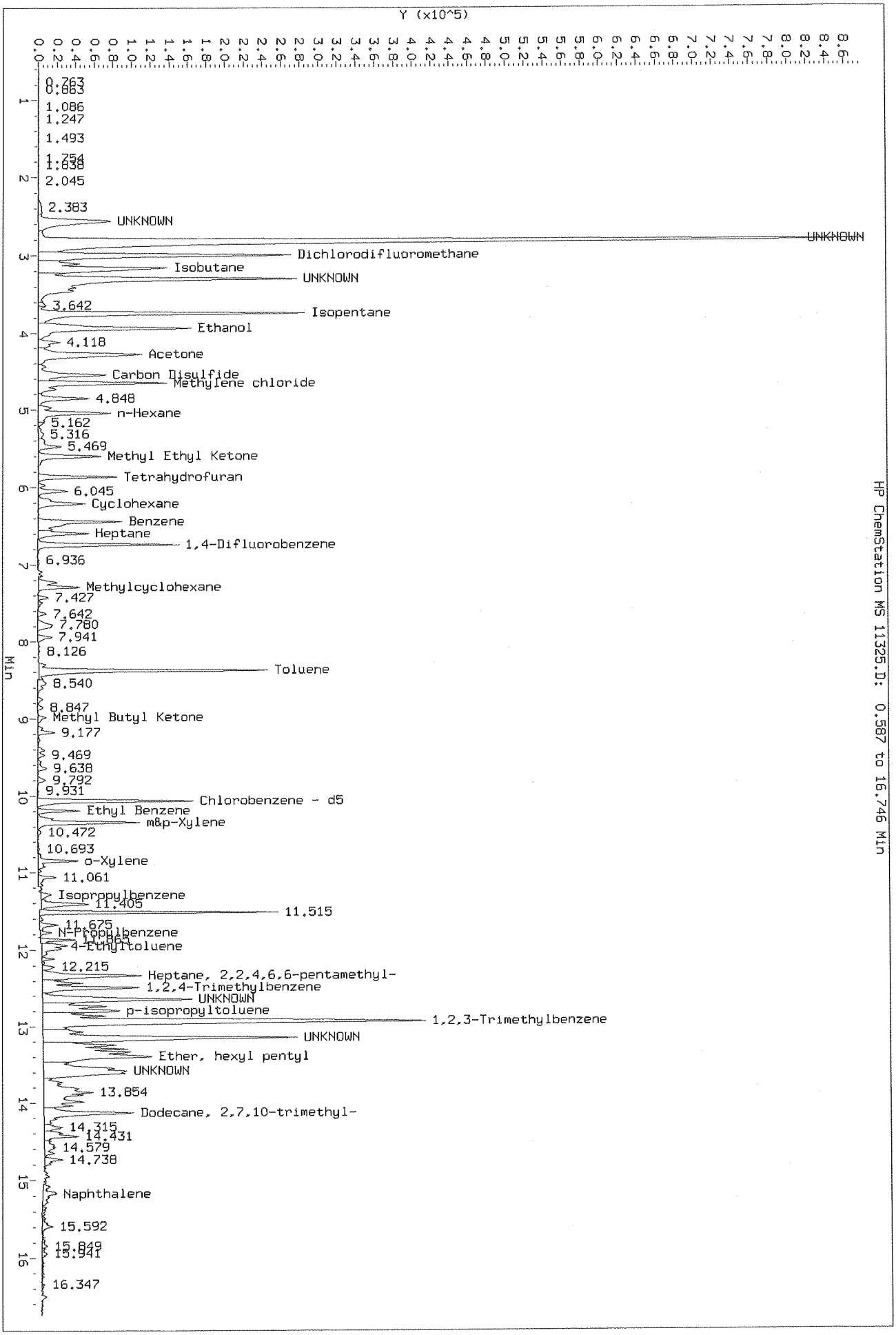

Data File: \\192.168.10.12\chem\10airB.i\042314.b\11325.D
Injection Date: 23-APR-2014 19:02
Instrument: 10airB.i
Client Sample ID:

Data File: \\192.168.10.12\chem\10airB.i\042314.b\11326.D
Report Date: 25-Apr-2014 08:51

Pace Analytical Services, Inc.

TENTATIVELY IDENTIFIED COMPOUNDS

Client Name:
Lab Smp Id: 10262793018
Operator : DL1
Sample Location:
Sample Matrix: AIR
Analysis Type: VOA
Inj Date: 23-APR-2014 19:25

Client SDG: 042314.b

Sample Date:
Sample Point:
Date Received:
Level: LOW

Number TICs found: 10

CONCENTRATION UNITS:
(ug/L or ug/KG) ppbv

	CAS NUMBER	COMPOUND NAME	RT	EST. CONC.	Q
1.		Unknown	2.821	2.32	J
2.	75-28-5	Isobutane	3.159	0.340	NJ
3.	106-97-8	Butane	3.305	0.888	NJ
4.		Unknown	11.411	2.39	J
5.		Unknown	12.639	0.878	J
6.	62108-31-0	Heptane, 4-ethyl-2,2,6,6-te	12.927	2.92	NJ
7.		Unknown	13.142	1.73	J
8.	17312-44-6	2,3-Dimethyldecane	13.394	2.22	NJ
9.		Unknown	13.535	1.53	J
10.		Unknown	14.125	1.07	J

Data File: \\192.168.10.12\chem\10airB.i\042314.b\11326.D
Report Date: 25-Apr-2014 08:51

Pace Analytical Services, Inc.

TO15 Analysis (UNIX)

Data file : \\192.168.10.12\chem\10airB.i\042314.b\11326.D
Lab Smp Id: 10262793018
Inj Date : 23-APR-2014 19:25
Operator : DL1 Inst ID: 10airB.i
Smp Info :
Misc Info : 20036
Comment : Volatile Organic COMPOUNDS in Air
Method : \\192.168.10.12\chem\10airB.i\042314.b\TO15_104-14_Markes.m
Meth Date : 25-Apr-2014 08:39 dlee Quant Type: ISTD
Cal Date : 14-APR-2014 22:19 Cal File: 10424.D
Als bottle: 26
Dil Factor: 1.68000
Integrator: HP RTE Compound Sublist: all.sub
Target Version: 4.14

Concentration Formula: Amt * DF * Uf * CpndVariable

Name	Value	Description
DF	1.680	Dilution Factor
Uf	1.000	ng unit correction factor
Cpnd Variable		Local Compound Variable

COMPOUND	RT	AREA	AMOUNT
2 Dichlorodifluoromethane	3.028	564764	0.213
66 Isopropylbenzene	11.276	33624	0.160
74 p-isopropyltoluene	12.774	322583	0.640

		CONCENTRATIONS			QUANT		
RT	AREA	ON-COL(ppbv)	FINAL(ppbv)	QUAL	LIBRARY	LIB ENTRY	CPND #
Unknown				CAS #:			
2.821	3657730	1.37867796	2.32	0		0	2
Isobutane				CAS #: 75-28-5			
3.159	537315	0.20252553	0.340	80	NIST05.L	229	2
Butane				CAS #: 106-97-8			
3.305	1403061	0.52884415	0.888	80	NIST05.L	228	2
Unknown				CAS #:			
11.411	298479	1.42158392	2.39	0		0	66
Unknown				CAS #:			
12.639	263487	0.52274841	0.878	0		0	74

Data File: \\192.168.10.12\chem\10airB.i\042314.b\11326.D
Report Date: 25-Apr-2014 08:51

RT	AREA	CONCENTRATIONS ON-COL(ppbv)	FINAL(ppbv)	QUAL	QUANT LIBRARY	LIB ENTRY	CPND #
Heptane, 4-ethyl-2,2,6,6-tetramethyl-				CAS #: 62108-31-0			
12.927	875507	1.73697680	2.92	72	NIST05.L	46172	74
Unknown				CAS #:			
13.142	519042	1.02976176	1.73	0		0	74
2,3-Dimethyldecane				CAS #: 17312-44-6			
13.394	664572	1.31848842	2.22	72	NIST05.L	36436	74
Unknown				CAS #:			
13.535	460177	0.91297532	1.53	0		0	74
Unknown				CAS #:			
14.125	321122	0.63709489	1.07	0		0	74

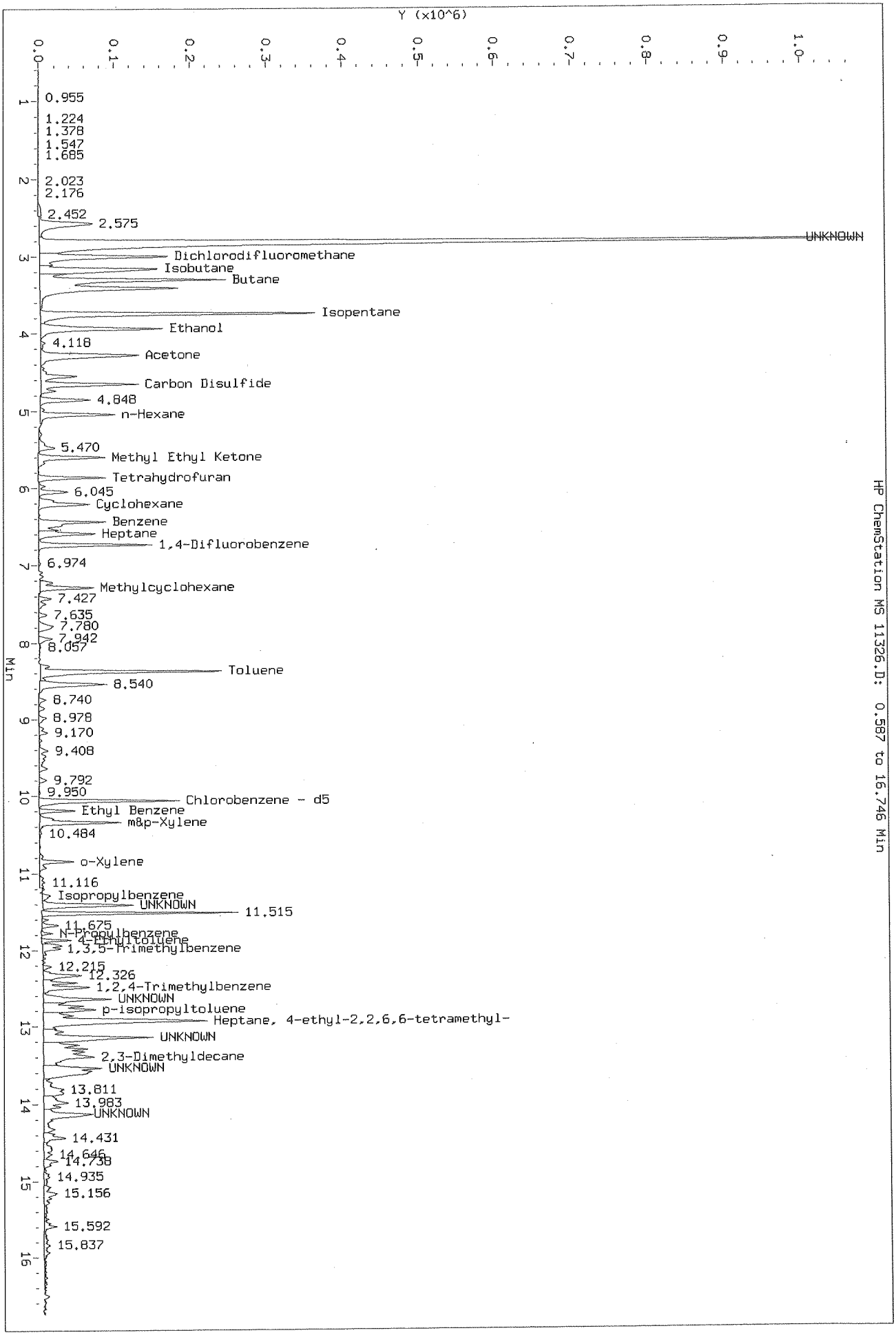
Data File: \\192.168.10.12\Chem\10airB.i\042314.b\11326.D
Injection Date: 23-APR-2014 19:25
Instrument: 10airB.i
Client Sample ID:
HP ChemStation MS 11326.D: 0.587 to 16.746 Min
Y (x10^6)
Min
0.955
1.224
1.378
1.547
1.685
2.023
2.176
2.452
2.575
UNKNOWN
Dichlorodifluoromethane
Isobutane
Butane
Isopentane
Ethanol
4.118
Acetone
Carbon Disulfide
4.848
n-Hexane
5.470
Methyl Ethyl Ketone
Tetrahydrofuran
6.045
Cyclohexane
Benzene
Heptane
1,4-Difluorobenzene
6.974
Methylcyclohexane
7.427
7.635
7.780
7.942
8.057
Toluene
8.540
8.740
8.978
9.170
9.408
9.792
9.950
Chlorobenzene - d5
Ethyl Benzene
m&p-Xylene
10.484
o-Xylene
11.116
Isopropylbenzene
UNKNOWN
11.515
11.675
N-Propylbenzene
4-Ethyltoluene
1,3,5-Trimethylbenzene
12.215
12.326
1,2,4-Trimethylbenzene
UNKNOWN
p-isopropyltoluene
Heptane, 4-ethyl-2,2,6,6-tetramethyl-
UNKNOWN
2,3-Dimethyldecane
UNKNOWN
13.811
13.983
UNKNOWN
14.431
14.646
14.738
14.935
15.156
15.592
15.837

Data File: \\192.168.10.12\chem\10airB.i\042314.b\11327.D
Report Date: 25-Apr-2014 08:51

Pace Analytical Services, Inc.

TENTATIVELY IDENTIFIED COMPOUNDS

Client Name:
Lab Smp Id: 10262793019
Operator : DL1
Sample Location:
Sample Matrix: AIR
Analysis Type: VOA
Inj Date: 23-APR-2014 19:47

Client SDG: 042314.b

Sample Date:
Sample Point:
Date Received:
Level: LOW

Number TICs found: 10

CONCENTRATION UNITS:
(ug/L or ug/KG) ppbv

	CAS NUMBER	COMPOUND NAME	RT	EST. CONC.	Q
1.		Unknown	2.575	0.231	J
2.		Unknown	2.821	2.38	J
3.		Unknown	3.159	0.930	J
4.	123-72-8	Butanal	5.469	2.98	NJ
5.		Unknown	12.639	1.02	J
6.		Unknown	13.148	0.168	J
7.	1120-21-4	Undecane	13.289	0.250	NJ
8.		Unknown	13.584	0.173	J
9.		Unknown	13.891	0.110	J
10.		Unknown	14.130	0.102	J

Data File: \\192.168.10.12\chem\10airB.i\042314.b\11327.D
Report Date: 25-Apr-2014 08:51

Pace Analytical Services, Inc.

TO15 Analysis (UNIX)

Data file : \\192.168.10.12\chem\10airB.i\042314.b\11327.D
Lab Smp Id: 10262793019
Inj Date : 23-APR-2014 19:47
Operator : DL1 Inst ID: 10airB.i
Smp Info :
Misc Info : 20036
Comment : Volatile Organic COMPOUNDS in Air
Method : \\192.168.10.12\chem\10airB.i\042314.b\TO15_104-14_Markes.m
Meth Date : 25-Apr-2014 08:39 dlee Quant Type: ISTD
Cal Date : 14-APR-2014 22:19 Cal File: 10424.D
Als bottle: 27
Dil Factor: 1.68000
Integrator: HP RTE Compound Sublist: all.sub
Target Version: 4.14

Concentration Formula: Amt * DF * Uf * CpndVariable

Name	Value	Description
DF	1.680	Dilution Factor
Uf	1.000	ng unit correction factor
Cpnd Variable		Local Compound Variable

COMPOUND	RT	AREA	AMOUNT
2 Dichlorodifluoromethane	3.028	460336	0.204
7 1,3-Butadiene	3.343	839012	0.946
32 Methyl Ethyl Ketone	5.585	229079	2.916
74 p-isopropyltoluene	12.774	275057	0.544
77 1,2,3-Trimethylbenzene	12.897	690266	0.186

		CONCENTRATIONS			QUANT		
RT	AREA	ON-COL(ppbv)	FINAL(ppbv)	QUAL	LIBRARY	LIB ENTRY	CPND #
Unknown				CAS #:			
2.575	310865	0.13755073	0.231	0		0	2
Unknown				CAS #:			
2.821	3203298	1.41738563	2.38	0		0	2
Unknown				CAS #:			
3.159	491033	0.55372321	0.930	0		0	7

Data File: \\192.168.10.12\chem\10airB.i\042314.b\11327.D
Report Date: 25-Apr-2014 08:51

		CONCENTRATIONS			QUANT		
RT	AREA	ON-COL(ppbv)	FINAL(ppbv)	QUAL	LIBRARY	LIB ENTRY	CPND #
Butanal				CAS #: 123-72-8			
5.469	139390	1.77413117	2.98	80	NIST05.L	631	32
Unknown				CAS #:			
12.639	305675	0.60444950	1.02	0		0	74
Unknown				CAS #:			
13.148	369354	0.09979043	0.168	0		0	77
Undecane				CAS #: 1120-21-4			
13.289	550704	0.14878691	0.250	91	NIST05.L	27236	77
Unknown				CAS #:			
13.584	381913	0.10318371	0.173	0		0	77
Unknown				CAS #:			
13.891	242366	0.06548150	0.110	0		0	77
Unknown				CAS #:			
14.130	225110	0.06081921	0.102	0		0	77

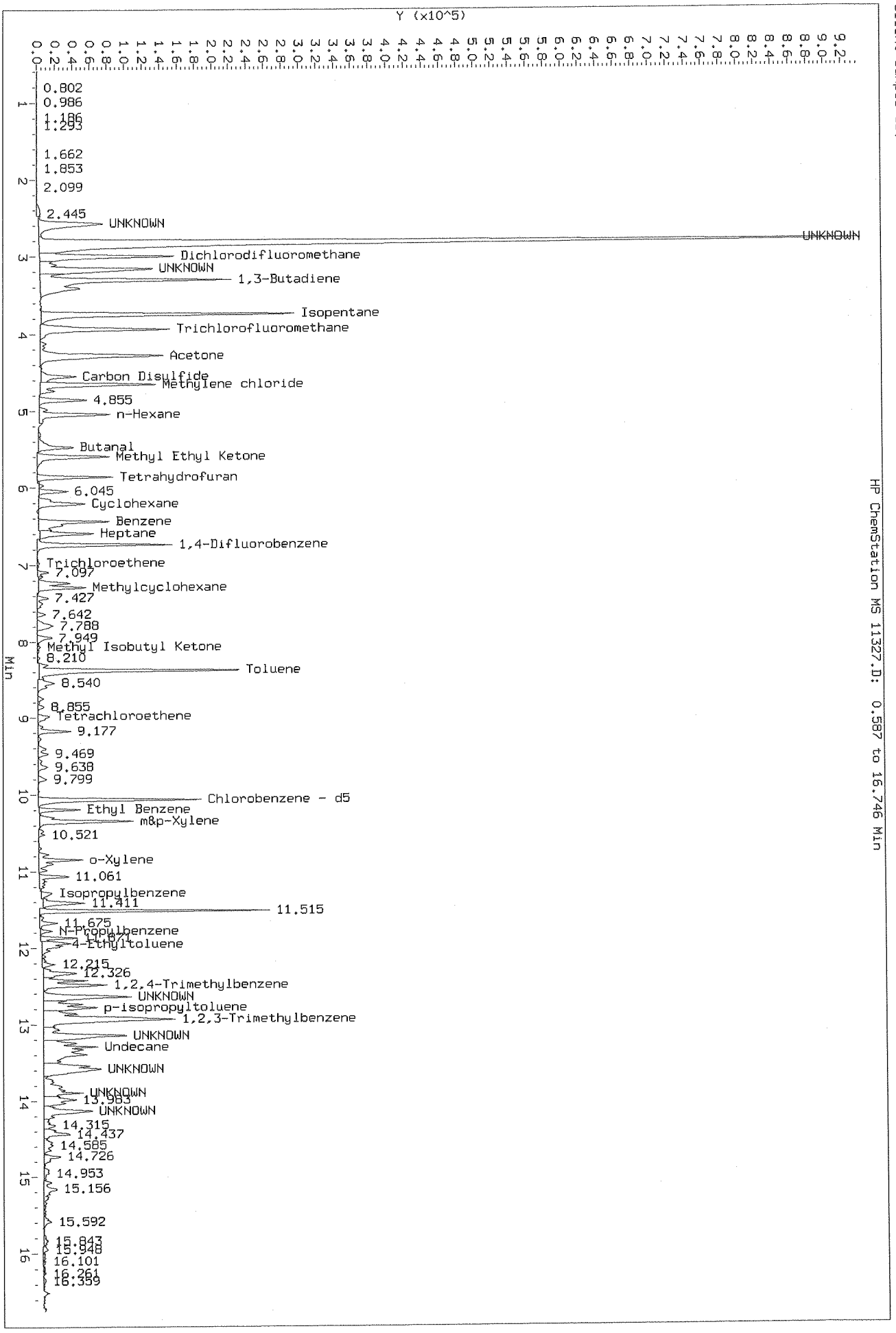

Data File: \\192.168.10.12\chem\10airB.i\042314.b\11327.D
Injection Date: 23-APR-2014 19:47
Instrument: 10airB.i
Client Sample ID:

Data File: \\192.168.10.12\chem\10airB.i\042314.b\11328.D
Report Date: 25-Apr-2014 08:52

Pace Analytical Services, Inc.

TENTATIVELY IDENTIFIED COMPOUNDS

Client Name:
Lab Smp Id: 10262793020
Operator : DL1
Sample Location:
Sample Matrix: AIR
Analysis Type: VOA
Inj Date: 23-APR-2014 20:10

Client SDG: 042314.b

Sample Date:
Sample Point:
Date Received:
Level: LOW

Number TICs found: 10

CONCENTRATION UNITS:
(ug/L or ug/KG) ppbv

	CAS NUMBER	COMPOUND NAME	RT	EST. CONC.	Q
1.		Unknown	2.821	1.16	J
2.	75-28-5	Isobutane	3.159	0.351	NJ
3.	106-97-8	Butane	3.304	0.584	NJ
4.	96-14-0	Pentane, 3-methyl-	4.848	10.1	NJ
5.	591-76-4	Hexane, 2-methyl-	6.045	3.03	NJ
6.		Unknown	12.645	0.861	J
7.		Unknown	13.142	0.138	J
8.	1120-21-4	Undecane	13.289	0.205	NJ
9.		Unknown	13.535	0.215	J
10.		Unknown	13.977	0.153	J

Data File: \\192.168.10.12\chem\10airB.i\042314.b\11328.D
Report Date: 25-Apr-2014 08:52

Pace Analytical Services, Inc.

TO15 Analysis (UNIX)

Data file : \\192.168.10.12\chem\10airB.i\042314.b\11328.D
Lab Smp Id: 10262793020
Inj Date : 23-APR-2014 20:10
Operator : DL1 Inst ID: 10airB.i
Smp Info :
Misc Info : 20036
Comment : Volatile Organic COMPOUNDS in Air
Method : \\192.168.10.12\chem\10airB.i\042314.b\TO15_104-14_Markes.m
Meth Date : 25-Apr-2014 08:39 dlee Quant Type: ISTD
Cal Date : 14-APR-2014 22:19 Cal File: 10424.D
Als bottle: 28
Dil Factor: 1.68000
Integrator: HP RTE Compound Sublist: all.sub
Target Version: 4.14

Concentration Formula: Amt * DF * Uf * CpndVariable

Name	Value	Description
DF	1.680	Dilution Factor
Uf	1.000	ng unit correction factor
Cpnd Variable		Local Compound Variable

	COMPOUND	RT	AREA	AMOUNT
2	Dichlorodifluoromethane	3.036	925958	0.214
26	n-Hexane	5.040	397915	8.287
37	Cyclohexane	6.206	331114	3.458
74	p-isopropyltoluene	12.774	258837	0.571
77	1,2,3-Trimethylbenzene	12.897	480441	0.161

		CONCENTRATIONS			QUANT		
RT	AREA	ON-COL(ppbv)	FINAL(ppbv)	QUAL	LIBRARY	LIB ENTRY	CPND #
Unknown				CAS #:			
2.821	2989644	0.69038754	1.16	0		0	2
Isobutane				CAS #: 75-28-5			
3.159	905202	0.20903492	0.351	86	NIST05.L	229	2
Butane				CAS #: 106-97-8			
3.304	1506316	0.34784816	0.584	80	NIST05.L	226	2

Data File: \\192.168.10.12\chem\10airB.i\042314.b\11328.D
Report Date: 25-Apr-2014 08:52

RT	AREA	CONCENTRATIONS ON-COL(ppbv)	CONCENTRATIONS FINAL(ppbv)	QUAL	QUANT LIBRARY	QUANT LIB ENTRY	CPND #
Pentane, 3-methyl-				CAS #: 96-14-0			
4.848	287618	5.98986155	10.1	91	NIST05.L	1794	26
Hexane, 2-methyl-				CAS #: 591-76-4			
6.045	172899	1.80577874	3.03	87	NIST05.L	3893	37
Unknown				CAS #:			
12.645	232321	0.51237302	0.861	0		0	74
Unknown				CAS #:			
13.142	245574	0.08242801	0.138	0		0	77
Undecane				CAS #: 1120-21-4			
13.289	364414	0.12231705	0.205	91	NIST05.L	27236	77
Unknown				CAS #:			
13.535	380837	0.12782931	0.215	0		0	77
Unknown				CAS #:			
13.977	270931	0.09093913	0.153	0		0	77

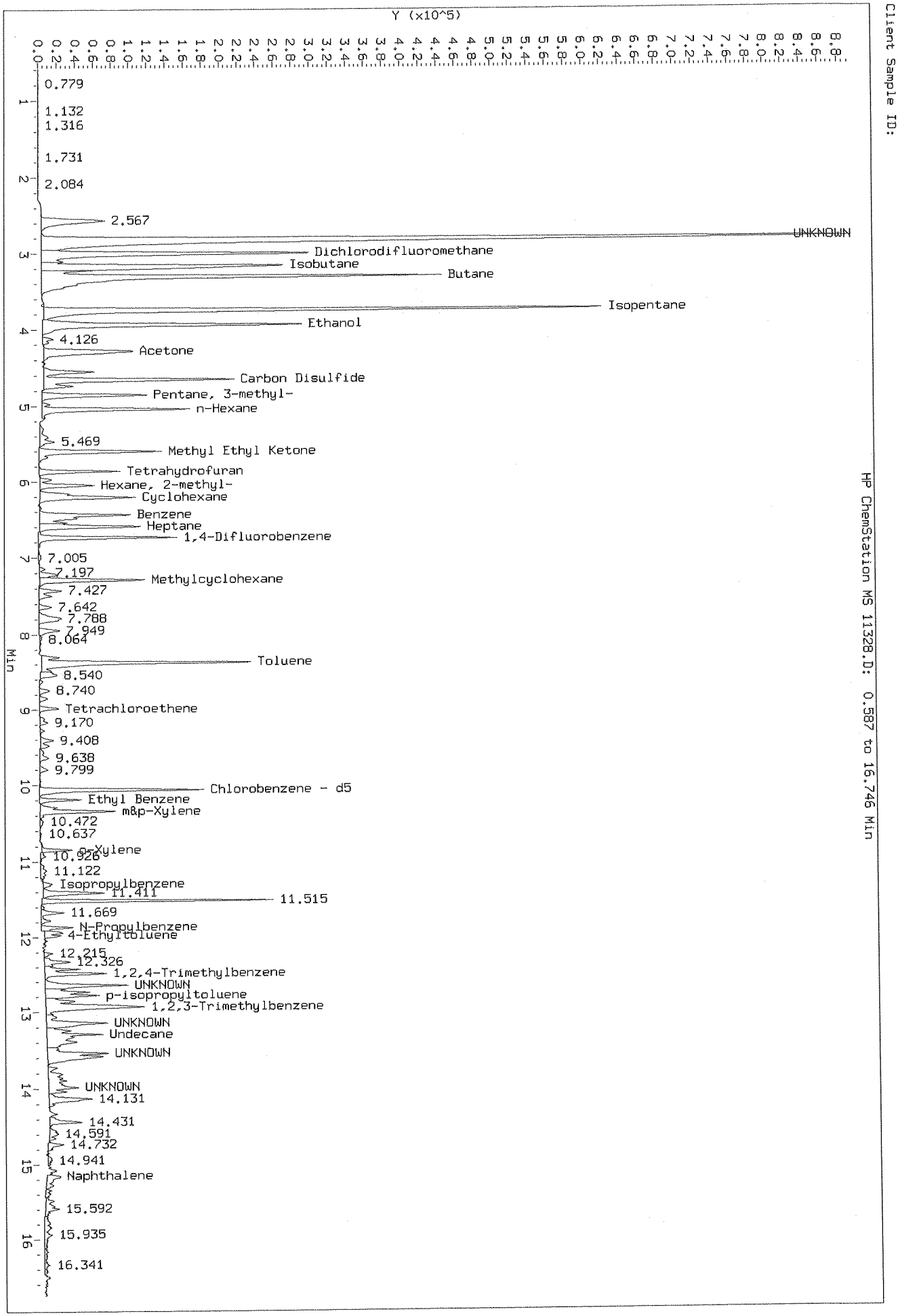
Y (x10^5)
Min
0.779
1.132
1.316
1.731
2.084
2.567
UNKNOWN
Dichlorodifluoromethane
Isobutane
Butane
Isopentane
Ethanol
4.126
Acetone
Carbon Disulfide
Pentane, 3-methyl-
n-Hexane
5.469
Methyl Ethyl Ketone
Tetrahydrofuran
Hexane, 2-methyl-
Cyclohexane
Benzene
Heptane
1,4-Difluorobenzene
7.005
7.197
Methylcyclohexane
7.427
7.642
7.788
7.949
8.064
Toluene
8.540
8.740
Tetrachloroethene
9.170
9.408
9.638
9.799
Chlorobenzene - d5
Ethyl Benzene
m&p-Xylene
10.472
10.637
o-Xylene
10.926
11.122
Isopropylbenzene
11.411
11.515
11.669
N-Propylbenzene
4-Ethyltoluene
12.215
12.326
1,2,4-Trimethylbenzene
UNKNOWN
p-isopropyltoluene
1,2,3-Trimethylbenzene
UNKNOWN
Undecane
UNKNOWN
UNKNOWN
14.131
14.431
14.591
14.732
14.941
Naphthalene
15.592
15.935
16.341
Data File: \\192.168.10.12\chem\10airB.i\042314.b\11328.D
Injection Date: 23-APR-2014 20:10
Instrument: 10airB.i
Client Sample ID:
HP ChemStation MS 11328.D: 0.587 to 16.746 Min

Data File: \\192.168.10.12\chem\10airB.i\042314.b\11329.D
Report Date: 25-Apr-2014 08:52

Pace Analytical Services, Inc.

TENTATIVELY IDENTIFIED COMPOUNDS

Client Name:
Lab Smp Id: 10262793021
Operator : DL1
Sample Location:
Sample Matrix: AIR
Analysis Type: VOA
Inj Date: 23-APR-2014 20:33

Client SDG: 042314.b

Sample Date:
Sample Point:
Date Received:
Level: LOW

Number TICs found: 10

CONCENTRATION UNITS:
(ug/L or ug/KG) ppbv

	CAS NUMBER	COMPOUND NAME	RT	EST. CONC.	Q
1.		Unknown	2.568	0.175	J
2.		Unknown	2.821	1.75	J
3.	75-28-5	Isobutane	3.159	0.329	NJ
4.		Unknown	3.297	0.626	J
5.	74-97-5	Methane, bromochloro-	5.861	1.96	NJ
6.		Unknown	8.540	4.13	J
7.		Unknown	12.639	0.923	J
8.	1120-21-4	Undecane	13.290	0.268	NJ
9.		Unknown	13.535	0.240	J
10.		Unknown	14.125	0.215	J

Data File: \\192.168.10.12\chem\10airB.i\042314.b\11329.D
Report Date: 25-Apr-2014 08:52

Pace Analytical Services, Inc.

TO15 Analysis (UNIX)

Data file : \\192.168.10.12\chem\10airB.i\042314.b\11329.D
Lab Smp Id: 10262793021
Inj Date : 23-APR-2014 20:33
Operator : DL1 Inst ID: 10airB.i
Smp Info :
Misc Info : 20036
Comment : Volatile Organic COMPOUNDS in Air
Method : \\192.168.10.12\chem\10airB.i\042314.b\TO15_104-14_Markes.m
Meth Date : 25-Apr-2014 08:39 dlee Quant Type: ISTD
Cal Date : 14-APR-2014 22:19 Cal File: 10424.D
Als bottle: 29
Dil Factor: 1.68000
Integrator: HP RTE Compound Sublist: all.sub
Target Version: 4.14

Concentration Formula: Amt * DF * Uf * CpndVariable

Name	Value	Description
DF	1.680	Dilution Factor
Uf	1.000	ng unit correction factor
Cpnd Variable		Local Compound Variable

COMPOUND	RT	AREA	AMOUNT
2 Dichlorodifluoromethane	3.021	841343	0.276
32 Methyl Ethyl Ketone	5.585	220726	1.542
52 Toluene	8.372	406700	5.025
74 p-isopropyltoluene	12.774	212415	0.517
77 1,2,3-Trimethylbenzene	12.897	370659	0.163
83 Naphthalene	15.346	159492	0.113

		CONCENTRATIONS			QUANT		
RT	AREA	ON-COL(ppbv)	FINAL(ppbv)	QUAL	LIBRARY	LIB ENTRY	CPND #
Unknown				CAS #:			
2.568	317306	0.10392958	0.175	0		0	2
Unknown				CAS #:			
2.821	3178570	1.04110107	1.75	0		0	2
Isobutane				CAS #: 75-28-5			
3.159	598495	0.19602956	0.329	78	NIST05.L	229	2

Data File: \\192.168.10.12\chem\10airB.i\042314.b\11329.D
Report Date: 25-Apr-2014 08:52

		CONCENTRATIONS			QUANT		
RT	AREA	ON-COL(ppbv)	FINAL(ppbv)	QUAL	LIBRARY	LIB ENTRY	CPND #
Unknown				CAS #:			
3.297	1137612	0.37261055	0.626	0		0	2
Methane, bromochloro-				CAS #: 74-97-5			
5.861	167033	1.16656711	1.96	98	NIST05.L	12354	32
Unknown				CAS #:			
8.540	198973	2.45846100	4.13	0		0	52
Unknown				CAS #:			
12.639	225707	0.54941098	0.923	0		0	74
Undecane				CAS #: 1120-21-4			
13.290	363021	0.15952028	0.268	91	NIST05.L	27236	77
Unknown				CAS #:			
13.535	325234	0.14291581	0.240	0		0	77
Unknown				CAS #:			
14.125	180693	0.12789295	0.215	0		0	83

Data File: \\192.168.10.12\chem\10airB.i\042314.b\11329.D
Injection Date: 23-APR-2014 20:33
Instrument: 10airB.i
Client Sample ID:
HP ChemStation MS 11329.D: 0.587 to 16.746 Min
Y (x10^5)
Min
0.787
1.009
1.094
1.270
1.623
1.930
2.092
2.452
UNKNOWN
UNKNOWN
Dichlorodifluoromethane
Isobutane
UNKNOWN
3.635
Isopentane
Trichlorofluoromethane
Acetone
Carbon Disulfide
4.848
n-Hexane
5.293
5.470
Methyl Ethyl Ketone
Methane, bromochloro-
6.045
Cyclohexane
Benzene
Heptane
1,4-Difluorobenzene
Trichloroethene
Methylcyclohexane
7.427
7.642
7.796
7.942
Methyl Isobutyl Ketone
Toluene
UNKNOWN
8.748
Tetrachloroethene
9.170
9.408
9.638
9.800
Chlorobenzene - d5
Ethyl Benzene
m&p-Xylene
10.472
10.742
o-Xylene
10.928
11.049
11.135
Isopropylbenzene
11.515
11.669
N-Propylbenzene
4-Ethyltoluene
12.221
12.326
1,2,4-Trimethylbenzene
UNKNOWN
p-isopropyltoluene
1,2,3-Trimethylbenzene
13.148
Undecane
UNKNOWN
13.891
13.977
UNKNOWN
14.327
14.431
14.591
14.732
14.923
Naphthalene
15.592
15.843
15.948
16.255

Data File: \\192.168.10.12\chem\10airB.i\042314.b\11330.D
Report Date: 25-Apr-2014 08:53

Pace Analytical Services, Inc.

TENTATIVELY IDENTIFIED COMPOUNDS

Client Name:
Lab Smp Id: 10262793022
Operator : DL1
Sample Location:
Sample Matrix: AIR
Analysis Type: VOA
Inj Date: 23-APR-2014 20:55

Client SDG: 042314.b

Sample Date:
Sample Point:
Date Received:
Level: LOW

Number TICs found: 10

CONCENTRATION UNITS:
(ug/L or ug/KG) ppbv

	CAS NUMBER	COMPOUND NAME	RT	EST. CONC.	Q
1.		Unknown	2.567	28.1	J
2.		Unknown	2.821	402	J
3.	463-49-0	Allene	3.112	27.9	NJ
4.	115-11-7	1-Propene, 2-methyl-	3.289	89.7	NJ
5.	74-97-5	Methane, bromochloro-	5.861	7.34	NJ
6.	556-67-2	Cyclotetrasiloxane, octamet	11.411	4.92	NJ
7.		Unknown	12.645	0.813	J
8.	1120-21-4	Undecane	13.289	0.244	NJ
9.		Unknown	13.535	0.278	J
10.		Unknown	14.124	0.774	J

Data File: \\192.168.10.12\chem\10airB.i\042314.b\11330.D
Report Date: 25-Apr-2014 08:53

Pace Analytical Services, Inc.

TO15 Analysis (UNIX)

Data file : \\192.168.10.12\chem\10airB.i\042314.b\11330.D
Lab Smp Id: 10262793022
Inj Date : 23-APR-2014 20:55
Operator : DL1 Inst ID: 10airB.i
Smp Info :
Misc Info : 20036
Comment : Volatile Organic COMPOUNDS in Air
Method : \\192.168.10.12\chem\10airB.i\042314.b\TO15_104-14_Markes.m
Meth Date : 25-Apr-2014 08:39 dlee Quant Type: ISTD
Cal Date : 14-APR-2014 22:19 Cal File: 10424.D
Als bottle: 30
Dil Factor: 1.68000
Integrator: HP RTE Compound Sublist: all.sub
Target Version: 4.14

Concentration Formula: Amt * DF * Uf * CpndVariable

Name	Value	Description
DF	1.680	Dilution Factor
Uf	1.000	ng unit correction factor
Cpnd Variable		Local Compound Variable

COMPOUND	RT	AREA	AMOUNT
1 Propylene	2.997	745669	46.324
32 Methyl Ethyl Ketone	5.585	58511	1.556
68 N-Propylbenzene	11.779	14821	0.156
74 p-isopropyltoluene	12.774	178972	0.444
77 1,2,3-Trimethylbenzene	12.896	307745	0.158
83 Naphthalene	15.346	51947	0.143

		CONCENTRATIONS			QUANT		
RT	AREA	ON-COL(ppbv)	FINAL(ppbv)	QUAL	LIBRARY	LIB ENTRY	CPND #
Unknown				CAS #:			
2.567	268987	16.7105881	28.1	0		0	1
Unknown				CAS #:			
2.821	3850785	239.227161	402	0		0	1
Allene				CAS #: 463-49-0			
3.112	267100	16.5933955	27.9	90	NIST05.L	48	1

Data File: \\192.168.10.12\chem\10airB.i\042314.b\11330.D
Report Date: 25-Apr-2014 08:53

		CONCENTRATIONS			QUANT		
RT	AREA	ON-COL(ppbv)	FINAL(ppbv)	QUAL	LIBRARY	LIB ENTRY	CPND #
1-Propene, 2-methyl-				CAS #: 115-11-7			
3.289	859782	53.4133391	89.7	90	NIST05.L	184	1
Methane, bromochloro-				CAS #: 74-97-5			
5.861	164264	4.36855430	7.34	98	NIST05.L	12354	32
Cyclotetrasiloxane, octamethyl-				CAS #: 556-67-2			
11.411	278254	2.93081675	4.92	91	NIST05.L	122480	68
Unknown				CAS #:			
12.645	195038	0.48412096	0.813	0		0	74
Undecane				CAS #: 1120-21-4			
13.289	282943	0.14524932	0.244	94	NIST05.L	27236	77
Unknown				CAS #:			
13.535	322883	0.16575284	0.278	0		0	77
Unknown				CAS #:			
14.124	167681	0.46069805	0.774	0		0	83

Data File: \\192.168.10.12\chem\10airB.i\042314.b\11330.D
Injection Date: 23-APR-2014 20:55
Instrument: 10airB.i
Client Sample ID:
HP ChemStation MS 11330.D: 0.587 to 16.746 Min
Y (x10^6)
Min
0.794
0.963
1.070
1.331
1.477
1.669
1.976
2.078
2.452
UNKNOWN
UNKNOWN
Propylene
Allene
1-Propene, 2-methyl-
Isopentane
Ethanol
4.118
Acetone
Carbon Disulfide
4.648
4.848
n-Hexane
5.300
5.469
Methyl Ethyl Ketone
Methane, bromochloro-
6.045
Cyclohexane
Benzene
Heptane
1,4-Difluorobenzene
6.974
7.089
Methylcyclohexane
7.442
7.634
7.780
7.941
8.072
8.218
Toluene
8.548
8.755
Tetrachloroethene
9.177
9.469
9.646
9.792
9.931
Chlorobenzene - d5
Ethyl Benzene
m&p-Xylene
10.502
10.662
o-Xylene
11.061
11.135
Cyclotetrasiloxane, octamethyl-
11.515
11.675
N-Propylbenzene
11.871
4-Ethyltoluene
12.227
12.326
1,2,4-Trimethylbenzene
UNKNOWN
p-isopropyltoluene
1,2,3-Trimethylbenzene
13.136
Undecane
UNKNOWN
13.983
UNKNOWN
14.327
14.437
14.585
14.732
14.910
15.156
Naphthalene
15.481
15.592
15.837

Data File: \\192.168.10.12\chem\10airB.i\042314.b\11331.D
Report Date: 25-Apr-2014 08:53

Pace Analytical Services, Inc.

TENTATIVELY IDENTIFIED COMPOUNDS

Client Name:
Lab Smp Id: 10262793023
Operator : DL1
Sample Location:
Sample Matrix: AIR
Analysis Type: VOA
Inj Date: 23-APR-2014 21:18

Client SDG: 042314.b

Sample Date:
Sample Point:
Date Received:
Level: LOW

Number TICs found: 10

CONCENTRATION UNITS:
(ug/L or ug/KG) ppbv

	CAS NUMBER	COMPOUND NAME	RT	EST. CONC.	Q
1.		Unknown	2.567	28.1	J
2.		Unknown	2.821	376	J
3.	463-49-0	Allene	3.112	21.8	NJ
4.	115-11-7	1-Propene, 2-methyl-	3.289	70.2	NJ
5.	74-97-5	Methane, bromochloro-	5.861	8.46	NJ
6.		Unknown	12.626	0.912	J
7.	1120-21-4	Undecane	13.289	0.350	NJ
8.		Unknown	13.541	0.376	J
9.	124-19-6	Nonanal	13.891	0.393	NJ
10.		Unknown	15.364	0.302	J

Data File: \\192.168.10.12\chem\10airB.i\042314.b\11331.D
Report Date: 25-Apr-2014 08:53

Pace Analytical Services, Inc.

TO15 Analysis (UNIX)

Data file : \\192.168.10.12\chem\10airB.i\042314.b\11331.D
Lab Smp Id: 10262793023
Inj Date : 23-APR-2014 21:18
Operator : DL1 Inst ID: 10airB.i
Smp Info :
Misc Info : 20036
Comment : Volatile Organic COMPOUNDS in Air
Method : \\192.168.10.12\chem\10airB.i\042314.b\TO15_104-14_Markes.m
Meth Date : 25-Apr-2014 08:39 dlee Quant Type: ISTD
Cal Date : 14-APR-2014 22:19 Cal File: 10424.D
Als bottle: 31
Dil Factor: 1.68000
Integrator: HP RTE Compound Sublist: all.sub
Target Version: 4.14

Concentration Formula: Amt * DF * Uf * CpndVariable

Name	Value	Description
DF	1.680	Dilution Factor
Uf	1.000	ng unit correction factor
Cpnd Variable		Local Compound Variable

COMPOUND	RT	AREA	AMOUNT
1 Propylene	2.997	567445	31.709
32 Methyl Ethyl Ketone	5.585	48640	1.422
74 p-isopropyltoluene	12.774	197117	0.587
77 1,2,3-Trimethylbenzene	12.896	282246	0.203

		CONCENTRATIONS			QUANT		
RT	AREA	ON-COL(ppbv)	FINAL(ppbv)	QUAL	LIBRARY	LIB ENTRY	CPND #
Unknown				CAS #:			
2.567	298937	16.7047078	28.1	0		0	1
Unknown				CAS #:			
2.821	4002766	223.675759	376	0		0	1
Allene				CAS #: 463-49-0			
3.112	231909	12.9591579	21.8	90	NIST05.L	48	1
1-Propene, 2-methyl-				CAS #: 115-11-7			
3.289	747344	41.7617776	70.2	87	NIST05.L	182	1

Data File: \\192.168.10.12\chem\10airB.i\042314.b\11331.D
Report Date: 25-Apr-2014 08:53

		CONCENTRATIONS			QUANT		
RT	AREA	ON-COL(ppbv)	FINAL(ppbv)	QUAL	LIBRARY	LIB ENTRY	CPND #
====	====	==========	==========	====	=======	=========	======
Methane, bromochloro-					CAS #: 74-97-5		
5.861	172294	5.03649674	8.46	97	NIST05.L	12354	32
Unknown					CAS #:		
12.626	182100	0.54256826	0.912	0		0	74
Undecane					CAS #: 1120-21-4		
13.289	289500	0.20862886	0.350	93	NIST05.L	27238	77
Unknown					CAS #:		
13.541	310829	0.22399968	0.376	0		0	77
Nonanal					CAS #: 124-19-6		
13.891	324393	0.23377457	0.393	83	NIST05.L	19203	77
Unknown					CAS #:		
15.364	249275	0.17964089	0.302	0		0	77

Data File: \\192.168.10.12\chem\10airB.i\042314.b\11331.D
Injection Date: 23-APR-2014 21:18
Instrument: 10airB.i
Client Sample ID:
HP ChemStation MS 11331.D: 0.587 to 16.746 Min
Y (x10^6)
0.0
0.1
0.2
0.3
0.4
0.5
0.6
0.7
0.8
0.9
1.0
1.1
Min
1
2
3
4
5
6
7
8
9
10
11
12
13
14
15
16
1.162
1.270
1.431
1.523
1.654
1.923
2.015
2.460
UNKNOWN
UNKNOWN
Propylene
Allene
1-Propene, 2-methyl-
3.650
Isopentane
Ethanol
4.118
Acetone
Carbon Disulfide
Methylene chloride
4.855
n-Hexane
5.331
5.469
Methyl Ethyl Ketone
Methane, bromochloro-
6.045
6.206
Benzene
Heptane
1,4-Difluorobenzene
6.982
7.097
Methylcyclohexane
7.504
7.642
7.780
7.941
8.064
Toluene
8.548
8.863
Methyl Butyl Ketone
9.177
9.469
9.638
9.799
9.937
Chlorobenzene - d5
Ethyl Benzene
m&p-Xylene
10.515
10.650
o-Xylene
11.067
11.208
11.417
11.515
11.669
N-Propylbenzene
4-Ethyltoluene
12.215
12.325
1,2,4-Trimethylbenzene
UNKNOWN
p-isopropyltoluene
1,2,3-Trimethylbenzene
13.142
Undecane
UNKNOWN
Nonanal
14.130
14.327
14.431
14.572
14.744
14.947
15.168
UNKNOWN
15.598
15.837
15.948
16.359

Pace Analytical Services, Inc.
1700 Elm Street - Suite 200
Minneapolis, MN 55414
(612)607-1700

April 18, 2014

Tony Coryell
AECOM
800 LaSalle Avenue
Minneapolis, MN 55402

RE: Project: 60317420St. Louis Park Inv.
Pace Project No.: 10262342

Dear Tony Coryell:
Enclosed are the analytical results for sample(s) received by the laboratory on April 03, 2014. The results relate only to the samples included in this report. Results reported herein conform to the most current TNI standards and the laboratory's Quality Assurance Manual, where applicable, unless otherwise noted in the body of the report.

If you have any questions concerning this report, please feel free to contact me.

Sincerely,

Carol Davy
carol.davy@pacelabs.com
Project Manager

Enclosures

This report shall not be reproduced, except in full,
without the written consent of Pace Analytical Services, Inc..

Pace Analytical Services, Inc.
1700 Elm Street - Suite 200
Minneapolis, MN 55414
(612)607-1700

CERTIFICATIONS

Project: 60317420St. Louis Park Inv.
Pace Project No.: 10262342

Minnesota Certification IDs

1700 Elm Street SE Suite 200, Minneapolis, MN 55414
A2LA Certification #: 2926.01
Alabama Certification #40770
Alabama Certification #40770
Alaska Certification #: UST-078
Alaska Certification #MN00064
Arizona Certification #: AZ-0014
Arkansas Certification #: 88-0680
California Certification #: 01155CA
Colorado Certification #Pace
Connecticut Certification #: PH-0256
EPA Region 8 Certification #: 8TMS-L
Florida/NELAP Certification #: E87605
Guam Certification #: Pace
Georgia Certification #: 959
Idaho Certification #: MN00064
Hawaii Certification #MN00064
Illinois Certification #: 200011
Indiana Certification#C-MN-01
Iowa Certification #: 368
Kansas Certification #: E-10167
Kentucky Dept of Envi. Protection - DW #90062
Kentucky Dept of Envi. Protection - WW #:90062
Louisiana DEQ Certification #: 3086
Louisiana DHH #: LA140001
Maine Certification #: 2013011
Maryland Certification #: 322
Michigan DEPH Certification #: 9909
Minnesota Certification #: 027-053-137
Mississippi Certification #: Pace
Montana Certification #: MT0092
Nebraska Certification #: Pace
New York Certification #: 11647
North Carolina Certification #: 530
North Carolina State Public Health #: 27700
North Dakota Certification #: R-036
Ohio EPA #: 4150
Ohio VAP Certification #: CL101
Oklahoma Certification #: 9507
Oregon Certification #: MN200001
Oregon Certification #: MN300001
Pennsylvania Certification #: 68-00563
Puerto Rico Certification
Saipan (CNMI) #:MP0003
South Carolina #:74003001
Texas Certification #: T104704192
Tennessee Certification #: 02818
Utah Certification #: MN000642013-4
Virginia DGS Certification #: 251
Virginia/VELAP Certification #: Pace
Washington Certification #: C486
Wisconsin Certification #: 999407970
West Virginia Certification #: 382
West Virginia TO-15 Approval
West Virginia DHHR #:9952C

This report shall not be reproduced, except in full,
without the written consent of Pace Analytical Services, Inc..

Pace Analytical Services, Inc.
1700 Elm Street - Suite 200
Minneapolis, MN 55414
(612)607-1700

SAMPLE SUMMARY

Project: 60317420St. Louis Park Inv.
Pace Project No.: 10262342

Lab ID	Sample ID	Matrix	Date Collected	Date Received
10262342001	VP-701	Air	03/31/14 13:55	04/03/14 16:38
10262342002	VP-702	Air	03/31/14 13:44	04/03/14 16:38
10262342003	VP-703	Air	03/31/14 12:58	04/03/14 16:38
10262342004	VP-704	Air	03/31/14 12:49	04/03/14 16:38
10262342005	VP-705	Air	03/31/14 12:43	04/03/14 16:38
10262342006	VP-706	Air	03/31/14 12:39	04/03/14 16:38
10262342007	VP-501	Air	03/31/14 15:23	04/03/14 16:38
10262342008	VP-502	Air	04/01/14 09:55	04/03/14 16:38
10262342009	VP-503	Air	04/01/14 10:15	04/03/14 16:38
10262342010	VP-504	Air	04/01/14 10:50	04/03/14 16:38
10262342011	VP-505	Air	04/01/14 11:07	04/03/14 16:38
10262342012	VP-506	Air	04/01/14 11:25	04/03/14 16:38
10262342013	VP-506A	Air	04/01/14 11:28	04/03/14 16:38
10262342014	VP-507	Air	04/01/14 12:48	04/03/14 16:38
10262342015	VP-508	Air	04/01/14 13:30	04/03/14 16:38
10262342016	VP-509	Air	04/01/14 13:37	04/03/14 16:38
10262342017	VP-510	Air	04/01/14 13:55	04/03/14 16:38
10262342018	VP-511	Air	04/01/14 14:12	04/03/14 16:38
10262342019	VP-613	Air	04/02/14 10:18	04/03/14 16:38
10262342020	VP-612	Air	04/02/14 10:20	04/03/14 16:38
10262342021	VP-611	Air	04/02/14 10:30	04/03/14 16:38
10262342022	VP-610	Air	04/02/14 10:32	04/03/14 16:38
10262342023	VP-609	Air	04/02/14 10:46	04/03/14 16:38
10262342024	VP-609A	Air	04/02/14 10:47	04/03/14 16:38
10262342025	VP-608	Air	04/02/14 11:08	04/03/14 16:38
10262342026	VP-607	Air	04/02/14 11:10	04/03/14 16:38
10262342027	VP-606	Air	04/02/14 11:26	04/03/14 16:38
10262342028	VP-605	Air	04/02/14 11:57	04/03/14 16:38
10262342029	VP-604	Air	04/02/14 11:35	04/03/14 16:38
10262342030	VP-603	Air	04/02/14 12:07	04/03/14 16:38
10262342031	VP-602	Air	04/02/14 12:12	04/03/14 16:38
10262342032	VP-601	Air	04/02/14 12:32	04/03/14 16:38
10262342033	VP-601A	Air	04/02/14 12:34	04/03/14 16:38
10262342034	VP-401	Air	04/02/14 15:24	04/03/14 16:38
10262342035	VP-402	Air	04/02/14 15:26	04/03/14 16:38
10262342036	VP-403	Air	04/02/14 15:36	04/03/14 16:38
10262342037	VP-408	Air	04/03/14 09:12	04/03/14 16:38

REPORT OF LABORATORY ANALYSIS

This report shall not be reproduced, except in full,
without the written consent of Pace Analytical Services, Inc..

Pace Analytical Services, Inc.
1700 Elm Street - Suite 200
Minneapolis, MN 55414
(612)607-1700

SAMPLE SUMMARY

Project: 60317420St. Louis Park Inv.
Pace Project No.: 10262342

Lab ID	Sample ID	Matrix	Date Collected	Date Received
10262342038	**VP-408A**	Air	04/03/14 09:14	04/03/14 16:38
10262342039	**VP-409**	Air	04/03/14 09:27	04/03/14 16:38
10262342040	**VP-407**	Air	04/03/14 09:50	04/03/14 16:38
10262342041	**VP-406**	Air	04/03/14 10:15	04/03/14 16:38
10262342042	**VP-405**	Air	04/03/14 10:30	04/03/14 16:38
10262342043	**VP-404**	Air	04/03/14 10:58	04/03/14 16:38
10262342044	**Unused Can#2586**	Air		04/03/14 16:38
10262342045	**Unused Can#1105**	Air		04/03/14 16:38

This report shall not be reproduced, except in full,
without the written consent of Pace Analytical Services, Inc..

Pace Analytical Services, Inc.
1700 Elm Street - Suite 200
Minneapolis, MN 55414
(612)607-1700

SAMPLE ANALYTE COUNT

Project: 60317420St. Louis Park Inv.
Pace Project No.: 10262342

Lab ID	Sample ID	Method	Analysts	Analytes Reported
10262342001	VP-701	TO-15	AH2, JAM	61
10262342002	VP-702	TO-15	AH2, JAM	61
10262342003	VP-703	TO-15	AH2, JAM	61
10262342004	VP-704	TO-15	AH2, JAM	61
10262342005	VP-705	TO-15	AH2, JAM	61
10262342006	VP-706	TO-15	AH2, JAM	61
10262342007	VP-501	TO-15	AH2, JAM	61
10262342008	VP-502	TO-15	DR1	61
10262342009	VP-503	TO-15	DR1	61
10262342010	VP-504	TO-15	DR1	61
10262342011	VP-505	TO-15	DL1	61
10262342012	VP-506	TO-15	DR1	61
10262342013	VP-506A	TO-15	DR1	61
10262342014	VP-507	TO-15	DR1	61
10262342015	VP-508	TO-15	DR1	61
10262342016	VP-509	TO-15	DR1	61
10262342017	VP-510	TO-15	DR1	61
10262342018	VP-511	TO-15	DR1	61
10262342019	VP-613	TO-15	DR1	61
10262342020	VP-612	TO-15	DR1	61
10262342021	VP-611	TO-15	DR1	61
10262342022	VP-610	TO-15	DR1	61
10262342023	VP-609	TO-15	DR1	61
10262342024	VP-609A	TO-15	DR1	61
10262342025	VP-608	TO-15	DR1	61
10262342026	VP-607	TO-15	DR1	61
10262342027	VP-606	TO-15	DR1	61
10262342028	VP-605	TO-15	DR1	61
10262342029	VP-604	TO-15	DR1	61
10262342030	VP-603	TO-15	DR1	61
10262342031	VP-602	TO-15	DR1	61
10262342032	VP-601	TO-15	DR1	61
10262342033	VP-601A	TO-15	DR1	61
10262342034	VP-401	TO-15	DR1	61
10262342035	VP-402	TO-15	DR1	61
10262342036	VP-403	TO-15	DR1	61
10262342037	VP-408	TO-15	DR1	61

REPORT OF LABORATORY ANALYSIS

This report shall not be reproduced, except in full,
without the written consent of Pace Analytical Services, Inc..

Pace Analytical Services, Inc.
1700 Elm Street - Suite 200
Minneapolis, MN 55414
(612)607-1700

SAMPLE ANALYTE COUNT

Project: 60317420St. Louis Park Inv.
Pace Project No.: 10262342

Lab ID	Sample ID	Method	Analysts	Analytes Reported
10262342038	**VP-408A**	TO-15	DR1	61
10262342039	**VP-409**	TO-15	DR1	61
10262342040	**VP-407**	TO-15	DR1	61
10262342041	**VP-406**	TO-15	DR1	61
10262342042	**VP-405**	TO-15	DR1	61
10262342043	**VP-404**	TO-15	DR1	61

This report shall not be reproduced, except in full,
without the written consent of Pace Analytical Services, Inc..

Pace Analytical Services, Inc.
1700 Elm Street - Suite 200
Minneapolis, MN 55414
(612)607-1700

PROJECT NARRATIVE

Project: 60317420St. Louis Park Inv.
Pace Project No.: 10262342

Method: **TO-15**
Description: TO15 MSV AIR
Client: AECOM
Date: April 18, 2014

General Information:
43 samples were analyzed for TO-15. All samples were received in acceptable condition with any exceptions noted below.

Hold Time:
The samples were analyzed within the method required hold times with any exceptions noted below.

Initial Calibrations (including MS Tune as applicable):
All criteria were within method requirements with any exceptions noted below.

Continuing Calibration:
All criteria were within method requirements with any exceptions noted below.

QC Batch: AIR/19921

CL: The continuing calibration for this compound is outside of Pace Analytical acceptance limits. The results may be biased low.

- BLANK (Lab ID: 1654442)
  - Hexachloro-1,3-butadiene
- DUP (Lab ID: 1655474)
  - Hexachloro-1,3-butadiene
- LCS (Lab ID: 1654443)
  - Hexachloro-1,3-butadiene
- VP-501 (Lab ID: 10262342007)
  - Hexachloro-1,3-butadiene
- VP-701 (Lab ID: 10262342001)
  - Hexachloro-1,3-butadiene
- VP-702 (Lab ID: 10262342002)
  - Hexachloro-1,3-butadiene
- VP-703 (Lab ID: 10262342003)
  - Hexachloro-1,3-butadiene
- VP-704 (Lab ID: 10262342004)
  - Hexachloro-1,3-butadiene
- VP-705 (Lab ID: 10262342005)
  - Hexachloro-1,3-butadiene
- VP-706 (Lab ID: 10262342006)
  - Hexachloro-1,3-butadiene

QC Batch: AIR/19961

CH: The continuing calibration for this compound is outside of Pace Analytical acceptance limits. The results may be biased high.

- LCS (Lab ID: 1657229)
  - Tetrahydrofuran

Internal Standards:
All internal standards were within QC limits with any exceptions noted below.

This report shall not be reproduced, except in full,
without the written consent of Pace Analytical Services, Inc..

Pace Analytical Services, Inc.
1700 Elm Street - Suite 200
Minneapolis, MN 55414
(612)607-1700

PROJECT NARRATIVE

Project: 60317420St. Louis Park Inv.
Pace Project No.: 10262342

Method: **TO-15**
Description: TO15 MSV AIR
Client: AECOM
Date: April 18, 2014

QC Batch: AIR/19921

IS: The internal standard recovery associated with this result exceeds the lower control limit. The reported result should be considered an estimated value.

- VP-701 (Lab ID: 10262342001)
  - 2-Butanone (MEK)
  - Acetone
  - Ethanol
- VP-702 (Lab ID: 10262342002)
  - 2-Butanone (MEK)
  - Acetone
  - Ethanol
  - m&p-Xylene
- VP-703 (Lab ID: 10262342003)
  - 2-Butanone (MEK)
  - Acetone
  - Ethanol
  - Propylene
- VP-704 (Lab ID: 10262342004)
  - Acetone
  - Ethanol
- VP-705 (Lab ID: 10262342005)
  - 2-Butanone (MEK)
  - 2-Propanol
  - Acetone
  - Ethanol
- VP-706 (Lab ID: 10262342006)
  - Acetone
  - Ethanol

Surrogates:
All surrogates were within QC limits with any exceptions noted below.

Method Blank:
All analytes were below the report limit in the method blank, where applicable, with any exceptions noted below.

Laboratory Control Spike:
All laboratory control spike compounds were within QC limits with any exceptions noted below.

QC Batch: AIR/19961

L0: Analyte recovery in the laboratory control sample (LCS) was outside QC limits.

- LCS (Lab ID: 1657229)
  - 1,3-Butadiene

Matrix Spikes:
All percent recoveries and relative percent differences (RPDs) were within acceptance criteria with any exceptions noted below.

This report shall not be reproduced, except in full,
without the written consent of Pace Analytical Services, Inc..

Pace Analytical Services, Inc.
1700 Elm Street - Suite 200
Minneapolis, MN 55414
(612)607-1700

PROJECT NARRATIVE

Project: 60317420St. Louis Park Inv.
Pace Project No.: 10262342

Method: **TO-15**
Description: TO15 MSV AIR
Client: AECOM
Date: April 18, 2014

Duplicate Sample:
All duplicate sample results were within method acceptance criteria with any exceptions noted below.

QC Batch: AIR/19977

R1: RPD value was outside control limits.
- DUP (Lab ID: 1659589)
  - Methylene Chloride

Additional Comments:

Sample Comments:

K2: The Total Hydrocarbon (THC) pattern occured in the second half of the chromatogram (after toluene).
- VP-701 (Lab ID: 10262342001)
- VP-702 (Lab ID: 10262342002)
- VP-703 (Lab ID: 10262342003)
- VP-704 (Lab ID: 10262342004)
- VP-705 (Lab ID: 10262342005)
- VP-706 (Lab ID: 10262342006)
- VP-501 (Lab ID: 10262342007)

Analysis occurred within the recommended MPCA Guidance Document 4-01a 14 day holding time but was not reportable due to QC failures. Sample was reanalyzed 21 hours outside of recommended hold time. Reported results confirm data analyzed within holding time.
- VP-502 (Lab ID: 10262342008)

Analysis occurred within the recommended MPCA Guidance Document 4-01a 14 day holding time but was not reportable due to QC failures. Sample was reanalyzed 15 hours outside of recommended hold time. Reported results confirm data analyzed within holding time.
- VP-503 (Lab ID: 10262342009)

Analysis occurred within the recommended MPCA Guidance Document 4-01a 14 day holding time but was not reportable due to QC failures. Sample was reanalyzed 16 hours outside of recommended hold time. Reported results confirm data analyzed within holding time.
- VP-504 (Lab ID: 10262342010)

K2: The Total Hydrocarbon (THC) pattern occured in the second half of the chromatogram (after toluene).
- VP-505 (Lab ID: 10262342011)

K3: The Total Hydrocarbon (THC) pattern is evenly distributed throughout the chromatogram (before and after toluene).
- VP-506 (Lab ID: 10262342012)
- VP-506A (Lab ID: 10262342013)
- VP-507 (Lab ID: 10262342014)
- VP-508 (Lab ID: 10262342015)
- VP-509 (Lab ID: 10262342016)
- VP-510 (Lab ID: 10262342017)

K1: The Total Hydrocarbon (THC) pattern occured in the first half of the chromatogram (before toluene).
- VP-511 (Lab ID: 10262342018)

K3: The Total Hydrocarbon (THC) pattern is evenly distributed throughout the chromatogram (before and after toluene).
- VP-613 (Lab ID: 10262342019)
- VP-612 (Lab ID: 10262342020)

REPORT OF LABORATORY ANALYSIS

This report shall not be reproduced, except in full,
without the written consent of Pace Analytical Services, Inc..

Pace Analytical Services, Inc.
1700 Elm Street - Suite 200
Minneapolis, MN 55414
(612)607-1700

PROJECT NARRATIVE

Project: 60317420St. Louis Park Inv.
Pace Project No.: 10262342

Method: **TO-15**
Description: TO15 MSV AIR
Client: AECOM
Date: April 18, 2014

Sample Comments:

K3: The Total Hydrocarbon (THC) pattern is evenly distributed throughout the chromatogram (before and after toluene).
- VP-611 (Lab ID: 10262342021)
- VP-610 (Lab ID: 10262342022)
- VP-609 (Lab ID: 10262342023)
- VP-609A (Lab ID: 10262342024)
- VP-608 (Lab ID: 10262342025)
- VP-607 (Lab ID: 10262342026)

Analysis occurred within the recommended MPCA Guidance Document 4-01a 14 day holding time but was not reportable due to QC failures. Sample was reanalyzed one day and 13 hours outside of recommended hold time. Reported results confirm data analyzed within holding time.
- VP-606 (Lab ID: 10262342027)

K3: The Total Hydrocarbon (THC) pattern is evenly distributed throughout the chromatogram (before and after toluene).
- VP-605 (Lab ID: 10262342028)
- VP-604 (Lab ID: 10262342029)
- VP-603 (Lab ID: 10262342030)
- VP-602 (Lab ID: 10262342031)
- VP-601 (Lab ID: 10262342032)
- VP-601A (Lab ID: 10262342033)
- VP-401 (Lab ID: 10262342034)
- VP-402 (Lab ID: 10262342035)
- VP-403 (Lab ID: 10262342036)
- VP-408 (Lab ID: 10262342037)
- VP-408A (Lab ID: 10262342038)
- VP-409 (Lab ID: 10262342039)
- VP-407 (Lab ID: 10262342040)
- VP-406 (Lab ID: 10262342041)
- VP-405 (Lab ID: 10262342042)
- VP-404 (Lab ID: 10262342043)
- VP-502 (Lab ID: 10262342008)
- VP-503 (Lab ID: 10262342009)
- VP-504 (Lab ID: 10262342010)
- VP-606 (Lab ID: 10262342027)

Analysis occurred within the recommended MPCA Guidance Document 4-01a 14 day holding time but was not reportable due to QC failures. Sample was reanalyzed 23 hours outside of recommended hold time. Reported results confirm data analyzed within holding time.
- VP-602 (Lab ID: 10262342031)

Analyte Comments:

QC Batch: AIR/19960

E: Analyte concentration exceeded the calibration range. The reported result is estimated.
- DUP (Lab ID: 1657719)
  - Methylene Chloride
- VP-511 (Lab ID: 10262342018)
  - Propylene

This report shall not be reproduced, except in full,
without the written consent of Pace Analytical Services, Inc..

Pace Analytical Services, Inc.
1700 Elm Street - Suite 200
Minneapolis, MN 55414
(612)607-1700

PROJECT NARRATIVE

Project: 60317420St. Louis Park Inv.
Pace Project No.: 10262342

Method: **TO-15**
Description: TO15 MSV AIR
Client: AECOM
Date: April 18, 2014

Analyte Comments:

QC Batch: AIR/19961

E: Analyte concentration exceeded the calibration range. The reported result is estimated.

- VP-401 (Lab ID: 10262342034)
  - Ethanol
- VP-605 (Lab ID: 10262342028)
  - Ethanol

QC Batch: AIR/19977

E: Analyte concentration exceeded the calibration range. The reported result is estimated.

- VP-406 (Lab ID: 10262342041)
  - Ethanol

QC Batch: AIR/19985

E: Analyte concentration exceeded the calibration range. The reported result is estimated.

- VP-606 (Lab ID: 10262342027)
  - Methylene Chloride

This data package has been reviewed for quality and completeness and is approved for release.

This report shall not be reproduced, except in full,
without the written consent of Pace Analytical Services, Inc..

Pace Analytical Services, Inc.
1700 Elm Street - Suite 200
Minneapolis, MN 55414
(612)607-1700

ANALYTICAL RESULTS

Project: 60317420St. Louis Park Inv.
Pace Project No.: 10262342

Sample: VP-701 **Lab ID: 10262342001** Collected: 03/31/14 13:55 Received: 04/03/14 16:38 Matrix: Air

Parameters	Results	Units	Report Limit	MDL	DF	Prepared	Analyzed	CAS No.	Qual
TO15 MSV AIR	Analytical Method: TO-15								
Acetone	**580**	ug/m3	16.7	8.4	34.8		04/11/14 14:19	67-64-1	IS
Benzene	**26.9**	ug/m3	0.57	0.28	1.74		04/10/14 21:36	71-43-2	
Benzyl chloride	ND	ug/m3	4.6	0.91	1.74		04/10/14 21:36	100-44-7	
Bromodichloromethane	ND	ug/m3	2.4	0.31	1.74		04/10/14 21:36	75-27-4	
Bromoform	ND	ug/m3	3.7	1.8	1.74		04/10/14 21:36	75-25-2	
Bromomethane	ND	ug/m3	1.4	0.31	1.74		04/10/14 21:36	74-83-9	
1,3-Butadiene	ND	ug/m3	0.78	0.39	1.74		04/10/14 21:36	106-99-0	
2-Butanone (MEK)	**413**	ug/m3	20.9	5.4	34.8		04/11/14 14:19	78-93-3	IS
Carbon disulfide	**37.7**	ug/m3	1.1	0.55	1.74		04/10/14 21:36	75-15-0	
Carbon tetrachloride	ND	ug/m3	1.1	0.56	1.74		04/10/14 21:36	56-23-5	
Chlorobenzene	ND	ug/m3	1.6	0.81	1.74		04/10/14 21:36	108-90-7	
Chloroethane	ND	ug/m3	0.94	0.47	1.74		04/10/14 21:36	75-00-3	
Chloroform	ND	ug/m3	1.7	0.86	1.74		04/10/14 21:36	67-66-3	
Chloromethane	ND	ug/m3	0.73	0.37	1.74		04/10/14 21:36	74-87-3	
Cyclohexane	**27.3**	ug/m3	1.2	0.61	1.74		04/10/14 21:36	110-82-7	
Dibromochloromethane	ND	ug/m3	3.0	1.5	1.74		04/10/14 21:36	124-48-1	
1,2-Dibromoethane (EDB)	ND	ug/m3	2.7	1.4	1.74		04/10/14 21:36	106-93-4	
1,2-Dichlorobenzene	ND	ug/m3	2.1	1.1	1.74		04/10/14 21:36	95-50-1	
1,3-Dichlorobenzene	ND	ug/m3	2.1	1.1	1.74		04/10/14 21:36	541-73-1	
1,4-Dichlorobenzene	ND	ug/m3	2.1	1.1	1.74		04/10/14 21:36	106-46-7	
Dichlorodifluoromethane	**1.9**	ug/m3	1.8	0.88	1.74		04/10/14 21:36	75-71-8	
1,1-Dichloroethane	ND	ug/m3	1.4	0.72	1.74		04/10/14 21:36	75-34-3	
1,2-Dichloroethane	ND	ug/m3	0.71	0.36	1.74		04/10/14 21:36	107-06-2	
1,1-Dichloroethene	ND	ug/m3	1.4	0.70	1.74		04/10/14 21:36	75-35-4	
cis-1,2-Dichloroethene	ND	ug/m3	1.4	0.27	1.74		04/10/14 21:36	156-59-2	
trans-1,2-Dichloroethene	ND	ug/m3	1.4	0.70	1.74		04/10/14 21:36	156-60-5	
1,2-Dichloropropane	ND	ug/m3	1.6	0.82	1.74		04/10/14 21:36	78-87-5	
cis-1,3-Dichloropropene	ND	ug/m3	1.6	0.19	1.74		04/10/14 21:36	10061-01-5	
trans-1,3-Dichloropropene	ND	ug/m3	1.6	0.80	1.74		04/10/14 21:36	10061-02-6	
Dichlorotetrafluoroethane	ND	ug/m3	2.5	0.37	1.74		04/10/14 21:36	76-14-2	
Ethanol	**325**	ug/m3	13.2	6.7	34.8		04/11/14 14:19	64-17-5	IS
Ethyl acetate	**25.5**	ug/m3	1.3	0.62	1.74		04/10/14 21:36	141-78-6	
Ethylbenzene	**70.1**	ug/m3	1.5	0.21	1.74		04/10/14 21:36	100-41-4	
4-Ethyltoluene	**27.7**	ug/m3	1.7	0.87	1.74		04/10/14 21:36	622-96-8	
n-Heptane	**48.4**	ug/m3	1.4	0.72	1.74		04/10/14 21:36	142-82-5	
Hexachloro-1,3-butadiene	ND	ug/m3	3.8	1.9	1.74		04/10/14 21:36	87-68-3	CL
n-Hexane	**59.2**	ug/m3	1.3	0.63	1.74		04/10/14 21:36	110-54-3	
2-Hexanone	ND	ug/m3	1.4	0.72	1.74		04/10/14 21:36	591-78-6	
Methylene Chloride	**3.4**	ug/m3	1.2	0.61	1.74		04/10/14 21:36	75-09-2	
4-Methyl-2-pentanone (MIBK)	**47.3**	ug/m3	1.4	0.72	1.74		04/10/14 21:36	108-10-1	
Methyl-tert-butyl ether	ND	ug/m3	1.3	0.15	1.74		04/10/14 21:36	1634-04-4	
Naphthalene	ND	ug/m3	1.9	0.93	1.74		04/10/14 21:36	91-20-3	
2-Propanol	**78.2**	ug/m3	0.87	0.16	1.74		04/10/14 21:36	67-63-0	
Propylene	ND	ug/m3	0.61	0.30	1.74		04/10/14 21:36	115-07-1	
Styrene	**2.3**	ug/m3	1.5	0.75	1.74		04/10/14 21:36	100-42-5	
1,1,2,2-Tetrachloroethane	ND	ug/m3	1.2	0.33	1.74		04/10/14 21:36	79-34-5	

REPORT OF LABORATORY ANALYSIS

This report shall not be reproduced, except in full,
without the written consent of Pace Analytical Services, Inc..

Pace Analytical Services, Inc.
1700 Elm Street - Suite 200
Minneapolis, MN 55414
(612)607-1700

ANALYTICAL RESULTS

Project: 60317420St. Louis Park Inv.
Pace Project No.: 10262342

Sample: VP-701 **Lab ID: 10262342001** Collected: 03/31/14 13:55 Received: 04/03/14 16:38 Matrix: Air

Parameters	Results	Units	Report Limit	MDL	DF	Prepared	Analyzed	CAS No.	Qual
TO15 MSV AIR	Analytical Method: TO-15								
Tetrachloroethene	**5.4**	ug/m3	1.2	0.60	1.74		04/10/14 21:36	127-18-4	
Tetrahydrofuran	**65.0**	ug/m3	1.0	0.52	1.74		04/10/14 21:36	109-99-9	
Toluene	**84.8**	ug/m3	1.3	0.67	1.74		04/10/14 21:36	108-88-3	
1,2,4-Trichlorobenzene	ND	ug/m3	2.6	1.3	1.74		04/10/14 21:36	120-82-1	
1,1,1-Trichloroethane	ND	ug/m3	1.9	0.97	1.74		04/10/14 21:36	71-55-6	
1,1,2-Trichloroethane	ND	ug/m3	0.96	0.48	1.74		04/10/14 21:36	79-00-5	
Trichloroethene	ND	ug/m3	0.96	0.48	1.74		04/10/14 21:36	79-01-6	
Trichlorofluoromethane	ND	ug/m3	2.0	0.39	1.74		04/10/14 21:36	75-69-4	
1,1,2-Trichlorotrifluoroethane	ND	ug/m3	2.8	1.4	1.74		04/10/14 21:36	76-13-1	
1,2,4-Trimethylbenzene	**62.0**	ug/m3	1.7	0.87	1.74		04/10/14 21:36	95-63-6	
1,3,5-Trimethylbenzene	**25.9**	ug/m3	1.7	0.23	1.74		04/10/14 21:36	108-67-8	
Vinyl acetate	ND	ug/m3	1.2	0.62	1.74		04/10/14 21:36	108-05-4	
Vinyl chloride	ND	ug/m3	0.45	0.23	1.74		04/10/14 21:36	75-01-4	
m&p-Xylene	**110**	ug/m3	3.1	1.5	1.74		04/10/14 21:36	179601-23-1	
o-Xylene	**38.1**	ug/m3	1.5	0.22	1.74		04/10/14 21:36	95-47-6	

REPORT OF LABORATORY ANALYSIS

This report shall not be reproduced, except in full,
without the written consent of Pace Analytical Services, Inc..

Pace Analytical Services, Inc.
1700 Elm Street - Suite 200
Minneapolis, MN 55414
(612)607-1700

ANALYTICAL RESULTS

Project: 60317420St. Louis Park Inv.
Pace Project No.: 10262342

Sample: VP-702 **Lab ID: 10262342002** Collected: 03/31/14 13:44 Received: 04/03/14 16:38 Matrix: Air

Parameters	Results	Units	Report Limit	MDL	DF	Prepared	Analyzed	CAS No.	Qual
TO15 MSV AIR	Analytical Method: TO-15								
Acetone	**613**	ug/m3	16.1	8.1	33.6		04/11/14 14:43	67-64-1	IS
Benzene	**15.1**	ug/m3	0.55	0.27	1.68		04/10/14 22:03	71-43-2	
Benzyl chloride	ND	ug/m3	4.4	0.88	1.68		04/10/14 22:03	100-44-7	
Bromodichloromethane	ND	ug/m3	2.3	0.30	1.68		04/10/14 22:03	75-27-4	
Bromoform	ND	ug/m3	3.5	1.8	1.68		04/10/14 22:03	75-25-2	
Bromomethane	ND	ug/m3	1.3	0.30	1.68		04/10/14 22:03	74-83-9	
1,3-Butadiene	ND	ug/m3	0.76	0.38	1.68		04/10/14 22:03	106-99-0	
2-Butanone (MEK)	**288**	ug/m3	20.2	5.2	33.6		04/11/14 14:43	78-93-3	IS
Carbon disulfide	**20.4**	ug/m3	1.1	0.53	1.68		04/10/14 22:03	75-15-0	
Carbon tetrachloride	ND	ug/m3	1.1	0.54	1.68		04/10/14 22:03	56-23-5	
Chlorobenzene	ND	ug/m3	1.6	0.79	1.68		04/10/14 22:03	108-90-7	
Chloroethane	ND	ug/m3	0.91	0.45	1.68		04/10/14 22:03	75-00-3	
Chloroform	ND	ug/m3	1.7	0.83	1.68		04/10/14 22:03	67-66-3	
Chloromethane	ND	ug/m3	0.71	0.35	1.68		04/10/14 22:03	74-87-3	
Cyclohexane	**10.3**	ug/m3	1.2	0.59	1.68		04/10/14 22:03	110-82-7	
Dibromochloromethane	ND	ug/m3	2.9	1.5	1.68		04/10/14 22:03	124-48-1	
1,2-Dibromoethane (EDB)	ND	ug/m3	2.6	1.3	1.68		04/10/14 22:03	106-93-4	
1,2-Dichlorobenzene	ND	ug/m3	2.0	1.0	1.68		04/10/14 22:03	95-50-1	
1,3-Dichlorobenzene	ND	ug/m3	2.0	1.0	1.68		04/10/14 22:03	541-73-1	
1,4-Dichlorobenzene	ND	ug/m3	2.0	1.0	1.68		04/10/14 22:03	106-46-7	
Dichlorodifluoromethane	ND	ug/m3	1.7	0.85	1.68		04/10/14 22:03	75-71-8	
1,1-Dichloroethane	ND	ug/m3	1.4	0.69	1.68		04/10/14 22:03	75-34-3	
1,2-Dichloroethane	ND	ug/m3	0.69	0.35	1.68		04/10/14 22:03	107-06-2	
1,1-Dichloroethene	ND	ug/m3	1.4	0.68	1.68		04/10/14 22:03	75-35-4	
cis-1,2-Dichloroethene	ND	ug/m3	1.4	0.26	1.68		04/10/14 22:03	156-59-2	
trans-1,2-Dichloroethene	ND	ug/m3	1.4	0.68	1.68		04/10/14 22:03	156-60-5	
1,2-Dichloropropane	ND	ug/m3	1.6	0.79	1.68		04/10/14 22:03	78-87-5	
cis-1,3-Dichloropropene	ND	ug/m3	1.5	0.19	1.68		04/10/14 22:03	10061-01-5	
trans-1,3-Dichloropropene	ND	ug/m3	1.5	0.77	1.68		04/10/14 22:03	10061-02-6	
Dichlorotetrafluoroethane	ND	ug/m3	2.4	0.36	1.68		04/10/14 22:03	76-14-2	
Ethanol	**298**	ug/m3	12.8	6.5	33.6		04/11/14 14:43	64-17-5	IS
Ethyl acetate	**19.9**	ug/m3	1.2	0.60	1.68		04/10/14 22:03	141-78-6	
Ethylbenzene	**96.6**	ug/m3	1.5	0.20	1.68		04/10/14 22:03	100-41-4	
4-Ethyltoluene	**42.5**	ug/m3	1.7	0.84	1.68		04/10/14 22:03	622-96-8	
n-Heptane	**25.5**	ug/m3	1.4	0.70	1.68		04/10/14 22:03	142-82-5	
Hexachloro-1,3-butadiene	ND	ug/m3	3.7	1.8	1.68		04/10/14 22:03	87-68-3	CL
n-Hexane	**22.5**	ug/m3	1.2	0.60	1.68		04/10/14 22:03	110-54-3	
2-Hexanone	ND	ug/m3	1.4	0.70	1.68		04/10/14 22:03	591-78-6	
Methylene Chloride	**50.3**	ug/m3	1.2	0.59	1.68		04/10/14 22:03	75-09-2	
4-Methyl-2-pentanone (MIBK)	**16.8**	ug/m3	1.4	0.70	1.68		04/10/14 22:03	108-10-1	
Methyl-tert-butyl ether	ND	ug/m3	1.2	0.15	1.68		04/10/14 22:03	1634-04-4	
Naphthalene	ND	ug/m3	1.8	0.90	1.68		04/10/14 22:03	91-20-3	
2-Propanol	**69.2**	ug/m3	0.84	0.15	1.68		04/10/14 22:03	67-63-0	
Propylene	**29.2**	ug/m3	0.59	0.29	1.68		04/10/14 22:03	115-07-1	
Styrene	ND	ug/m3	1.5	0.73	1.68		04/10/14 22:03	100-42-5	
1,1,2,2-Tetrachloroethane	ND	ug/m3	1.2	0.32	1.68		04/10/14 22:03	79-34-5	

REPORT OF LABORATORY ANALYSIS

This report shall not be reproduced, except in full,
without the written consent of Pace Analytical Services, Inc..

Pace Analytical Services, Inc.
1700 Elm Street - Suite 200
Minneapolis, MN 55414
(612)607-1700

ANALYTICAL RESULTS

Project: 60317420St. Louis Park Inv.
Pace Project No.: 10262342

Sample: VP-702 **Lab ID: 10262342002** Collected: 03/31/14 13:44 Received: 04/03/14 16:38 Matrix: Air

Parameters	Results	Units	Report Limit	MDL	DF	Prepared	Analyzed	CAS No.	Qual
TO15 MSV AIR	Analytical Method: TO-15								
Tetrachloroethene	**16.0**	ug/m3	1.2	0.58	1.68		04/10/14 22:03	127-18-4	
Tetrahydrofuran	**60.0**	ug/m3	1.0	0.50	1.68		04/10/14 22:03	109-99-9	
Toluene	**128**	ug/m3	1.3	0.64	1.68		04/10/14 22:03	108-88-3	
1,2,4-Trichlorobenzene	ND	ug/m3	2.5	1.3	1.68		04/10/14 22:03	120-82-1	
1,1,1-Trichloroethane	ND	ug/m3	1.9	0.93	1.68		04/10/14 22:03	71-55-6	
1,1,2-Trichloroethane	ND	ug/m3	0.92	0.47	1.68		04/10/14 22:03	79-00-5	
Trichloroethene	ND	ug/m3	0.92	0.46	1.68		04/10/14 22:03	79-01-6	
Trichlorofluoromethane	ND	ug/m3	1.9	0.37	1.68		04/10/14 22:03	75-69-4	
1,1,2-Trichlorotrifluoroethane	ND	ug/m3	2.7	1.3	1.68		04/10/14 22:03	76-13-1	
1,2,4-Trimethylbenzene	**88.1**	ug/m3	1.7	0.84	1.68		04/10/14 22:03	95-63-6	
1,3,5-Trimethylbenzene	**40.2**	ug/m3	1.7	0.22	1.68		04/10/14 22:03	108-67-8	
Vinyl acetate	**5.3**	ug/m3	1.2	0.60	1.68		04/10/14 22:03	108-05-4	
Vinyl chloride	ND	ug/m3	0.44	0.22	1.68		04/10/14 22:03	75-01-4	
m&p-Xylene	**503**	ug/m3	59.1	29.7	33.6		04/11/14 14:43	179601-23-1	IS
o-Xylene	**92.0**	ug/m3	1.5	0.22	1.68		04/10/14 22:03	95-47-6	

REPORT OF LABORATORY ANALYSIS

This report shall not be reproduced, except in full,
without the written consent of Pace Analytical Services, Inc..

Pace Analytical Services, Inc.
1700 Elm Street - Suite 200
Minneapolis, MN 55414
(612)607-1700

ANALYTICAL RESULTS

Project: 60317420St. Louis Park Inv.
Pace Project No.: 10262342

Sample: VP-703 **Lab ID: 10262342003** Collected: 03/31/14 12:58 Received: 04/03/14 16:38 Matrix: Air

Parameters	Results	Units	Report Limit	MDL	DF	Prepared	Analyzed	CAS No.	Qual
TO15 MSV AIR	Analytical Method: TO-15								
Acetone	**469**	ug/m3	16.1	8.1	33.6		04/11/14 15:08	67-64-1	IS
Benzene	**18.6**	ug/m3	0.55	0.27	1.68		04/10/14 22:30	71-43-2	
Benzyl chloride	ND	ug/m3	4.4	0.88	1.68		04/10/14 22:30	100-44-7	
Bromodichloromethane	ND	ug/m3	2.3	0.30	1.68		04/10/14 22:30	75-27-4	
Bromoform	ND	ug/m3	3.5	1.8	1.68		04/10/14 22:30	75-25-2	
Bromomethane	ND	ug/m3	1.3	0.30	1.68		04/10/14 22:30	74-83-9	
1,3-Butadiene	ND	ug/m3	0.76	0.38	1.68		04/10/14 22:30	106-99-0	
2-Butanone (MEK)	**295**	ug/m3	20.2	5.2	33.6		04/11/14 15:08	78-93-3	IS
Carbon disulfide	**15.5**	ug/m3	1.1	0.53	1.68		04/10/14 22:30	75-15-0	
Carbon tetrachloride	ND	ug/m3	1.1	0.54	1.68		04/10/14 22:30	56-23-5	
Chlorobenzene	ND	ug/m3	1.6	0.79	1.68		04/10/14 22:30	108-90-7	
Chloroethane	ND	ug/m3	0.91	0.45	1.68		04/10/14 22:30	75-00-3	
Chloroform	ND	ug/m3	1.7	0.83	1.68		04/10/14 22:30	67-66-3	
Chloromethane	ND	ug/m3	0.71	0.35	1.68		04/10/14 22:30	74-87-3	
Cyclohexane	**19.1**	ug/m3	1.2	0.59	1.68		04/10/14 22:30	110-82-7	
Dibromochloromethane	ND	ug/m3	2.9	1.5	1.68		04/10/14 22:30	124-48-1	
1,2-Dibromoethane (EDB)	ND	ug/m3	2.6	1.3	1.68		04/10/14 22:30	106-93-4	
1,2-Dichlorobenzene	ND	ug/m3	2.0	1.0	1.68		04/10/14 22:30	95-50-1	
1,3-Dichlorobenzene	ND	ug/m3	2.0	1.0	1.68		04/10/14 22:30	541-73-1	
1,4-Dichlorobenzene	ND	ug/m3	2.0	1.0	1.68		04/10/14 22:30	106-46-7	
Dichlorodifluoromethane	**1.8**	ug/m3	1.7	0.85	1.68		04/10/14 22:30	75-71-8	
1,1-Dichloroethane	ND	ug/m3	1.4	0.69	1.68		04/10/14 22:30	75-34-3	
1,2-Dichloroethane	ND	ug/m3	0.69	0.35	1.68		04/10/14 22:30	107-06-2	
1,1-Dichloroethene	ND	ug/m3	1.4	0.68	1.68		04/10/14 22:30	75-35-4	
cis-1,2-Dichloroethene	ND	ug/m3	1.4	0.26	1.68		04/10/14 22:30	156-59-2	
trans-1,2-Dichloroethene	ND	ug/m3	1.4	0.68	1.68		04/10/14 22:30	156-60-5	
1,2-Dichloropropane	ND	ug/m3	1.6	0.79	1.68		04/10/14 22:30	78-87-5	
cis-1,3-Dichloropropene	ND	ug/m3	1.5	0.19	1.68		04/10/14 22:30	10061-01-5	
trans-1,3-Dichloropropene	ND	ug/m3	1.5	0.77	1.68		04/10/14 22:30	10061-02-6	
Dichlorotetrafluoroethane	ND	ug/m3	2.4	0.36	1.68		04/10/14 22:30	76-14-2	
Ethanol	**327**	ug/m3	12.8	6.5	33.6		04/11/14 15:08	64-17-5	IS
Ethyl acetate	**24.6**	ug/m3	1.2	0.60	1.68		04/10/14 22:30	141-78-6	
Ethylbenzene	**92.9**	ug/m3	1.5	0.20	1.68		04/10/14 22:30	100-41-4	
4-Ethyltoluene	**48.5**	ug/m3	1.7	0.84	1.68		04/10/14 22:30	622-96-8	
n-Heptane	**44.4**	ug/m3	1.4	0.70	1.68		04/10/14 22:30	142-82-5	
Hexachloro-1,3-butadiene	ND	ug/m3	3.7	1.8	1.68		04/10/14 22:30	87-68-3	CL
n-Hexane	**30.3**	ug/m3	1.2	0.60	1.68		04/10/14 22:30	110-54-3	
2-Hexanone	ND	ug/m3	1.4	0.70	1.68		04/10/14 22:30	591-78-6	
Methylene Chloride	**4.9**	ug/m3	1.2	0.59	1.68		04/10/14 22:30	75-09-2	
4-Methyl-2-pentanone (MIBK)	**28.8**	ug/m3	1.4	0.70	1.68		04/10/14 22:30	108-10-1	
Methyl-tert-butyl ether	ND	ug/m3	1.2	0.15	1.68		04/10/14 22:30	1634-04-4	
Naphthalene	ND	ug/m3	1.8	0.90	1.68		04/10/14 22:30	91-20-3	
2-Propanol	**124**	ug/m3	0.84	0.15	1.68		04/10/14 22:30	67-63-0	
Propylene	**734**	ug/m3	11.8	5.9	33.6		04/11/14 15:08	115-07-1	IS
Styrene	ND	ug/m3	1.5	0.73	1.68		04/10/14 22:30	100-42-5	
1,1,2,2-Tetrachloroethane	ND	ug/m3	1.2	0.32	1.68		04/10/14 22:30	79-34-5	

REPORT OF LABORATORY ANALYSIS

This report shall not be reproduced, except in full,
without the written consent of Pace Analytical Services, Inc..

Pace Analytical Services, Inc.
1700 Elm Street - Suite 200
Minneapolis, MN 55414
(612)607-1700

ANALYTICAL RESULTS

Project: 60317420St. Louis Park Inv.
Pace Project No.: 10262342

Sample: VP-703 **Lab ID: 10262342003** Collected: 03/31/14 12:58 Received: 04/03/14 16:38 Matrix: Air

Parameters	Results	Units	Report Limit	MDL	DF	Prepared	Analyzed	CAS No.	Qual
TO15 MSV AIR	Analytical Method: TO-15								
Tetrachloroethene	**26.4**	ug/m3	1.2	0.58	1.68		04/10/14 22:30	127-18-4	
Tetrahydrofuran	**56.1**	ug/m3	1.0	0.50	1.68		04/10/14 22:30	109-99-9	
Toluene	**152**	ug/m3	1.3	0.64	1.68		04/10/14 22:30	108-88-3	
1,2,4-Trichlorobenzene	ND	ug/m3	2.5	1.3	1.68		04/10/14 22:30	120-82-1	
1,1,1-Trichloroethane	ND	ug/m3	1.9	0.93	1.68		04/10/14 22:30	71-55-6	
1,1,2-Trichloroethane	ND	ug/m3	0.92	0.47	1.68		04/10/14 22:30	79-00-5	
Trichloroethene	ND	ug/m3	0.92	0.46	1.68		04/10/14 22:30	79-01-6	
Trichlorofluoromethane	ND	ug/m3	1.9	0.37	1.68		04/10/14 22:30	75-69-4	
1,1,2-Trichlorotrifluoroethane	ND	ug/m3	2.7	1.3	1.68		04/10/14 22:30	76-13-1	
1,2,4-Trimethylbenzene	**89.3**	ug/m3	1.7	0.84	1.68		04/10/14 22:30	95-63-6	
1,3,5-Trimethylbenzene	**41.4**	ug/m3	1.7	0.22	1.68		04/10/14 22:30	108-67-8	
Vinyl acetate	ND	ug/m3	1.2	0.60	1.68		04/10/14 22:30	108-05-4	
Vinyl chloride	ND	ug/m3	0.44	0.22	1.68		04/10/14 22:30	75-01-4	
m&p-Xylene	**523**	ug/m3	59.1	29.7	33.6		04/11/14 15:08	179601-23-1	
o-Xylene	**88.8**	ug/m3	1.5	0.22	1.68		04/10/14 22:30	95-47-6	

REPORT OF LABORATORY ANALYSIS

This report shall not be reproduced, except in full,
without the written consent of Pace Analytical Services, Inc..

Pace Analytical Services, Inc.
1700 Elm Street - Suite 200
Minneapolis, MN 55414
(612)607-1700

ANALYTICAL RESULTS

Project: 60317420St. Louis Park Inv.
Pace Project No.: 10262342

Sample: VP-704 **Lab ID: 10262342004** Collected: 03/31/14 12:49 Received: 04/03/14 16:38 Matrix: Air

Parameters	Results	Units	Report Limit	MDL	DF	Prepared	Analyzed	CAS No.	Qual
TO15 MSV AIR	Analytical Method: TO-15								
Acetone	**403**	ug/m3	16.1	8.1	33.6		04/11/14 12:58	67-64-1	IS
Benzene	**5.7**	ug/m3	0.55	0.27	1.68		04/10/14 22:56	71-43-2	
Benzyl chloride	ND	ug/m3	4.4	0.88	1.68		04/10/14 22:56	100-44-7	
Bromodichloromethane	ND	ug/m3	2.3	0.30	1.68		04/10/14 22:56	75-27-4	
Bromoform	ND	ug/m3	3.5	1.8	1.68		04/10/14 22:56	75-25-2	
Bromomethane	ND	ug/m3	1.3	0.30	1.68		04/10/14 22:56	74-83-9	
1,3-Butadiene	ND	ug/m3	0.76	0.38	1.68		04/10/14 22:56	106-99-0	
2-Butanone (MEK)	**120**	ug/m3	1.0	0.26	1.68		04/10/14 22:56	78-93-3	
Carbon disulfide	**3.7**	ug/m3	1.1	0.53	1.68		04/10/14 22:56	75-15-0	
Carbon tetrachloride	ND	ug/m3	1.1	0.54	1.68		04/10/14 22:56	56-23-5	
Chlorobenzene	ND	ug/m3	1.6	0.79	1.68		04/10/14 22:56	108-90-7	
Chloroethane	ND	ug/m3	0.91	0.45	1.68		04/10/14 22:56	75-00-3	
Chloroform	ND	ug/m3	1.7	0.83	1.68		04/10/14 22:56	67-66-3	
Chloromethane	ND	ug/m3	0.71	0.35	1.68		04/10/14 22:56	74-87-3	
Cyclohexane	**3.7**	ug/m3	1.2	0.59	1.68		04/10/14 22:56	110-82-7	
Dibromochloromethane	ND	ug/m3	2.9	1.5	1.68		04/10/14 22:56	124-48-1	
1,2-Dibromoethane (EDB)	ND	ug/m3	2.6	1.3	1.68		04/10/14 22:56	106-93-4	
1,2-Dichlorobenzene	ND	ug/m3	2.0	1.0	1.68		04/10/14 22:56	95-50-1	
1,3-Dichlorobenzene	ND	ug/m3	2.0	1.0	1.68		04/10/14 22:56	541-73-1	
1,4-Dichlorobenzene	ND	ug/m3	2.0	1.0	1.68		04/10/14 22:56	106-46-7	
Dichlorodifluoromethane	**2.8**	ug/m3	1.7	0.85	1.68		04/10/14 22:56	75-71-8	
1,1-Dichloroethane	ND	ug/m3	1.4	0.69	1.68		04/10/14 22:56	75-34-3	
1,2-Dichloroethane	ND	ug/m3	0.69	0.35	1.68		04/10/14 22:56	107-06-2	
1,1-Dichloroethene	ND	ug/m3	1.4	0.68	1.68		04/10/14 22:56	75-35-4	
cis-1,2-Dichloroethene	ND	ug/m3	1.4	0.26	1.68		04/10/14 22:56	156-59-2	
trans-1,2-Dichloroethene	ND	ug/m3	1.4	0.68	1.68		04/10/14 22:56	156-60-5	
1,2-Dichloropropane	ND	ug/m3	1.6	0.79	1.68		04/10/14 22:56	78-87-5	
cis-1,3-Dichloropropene	ND	ug/m3	1.5	0.19	1.68		04/10/14 22:56	10061-01-5	
trans-1,3-Dichloropropene	ND	ug/m3	1.5	0.77	1.68		04/10/14 22:56	10061-02-6	
Dichlorotetrafluoroethane	ND	ug/m3	2.4	0.36	1.68		04/10/14 22:56	76-14-2	
Ethanol	**192**	ug/m3	12.8	6.5	33.6		04/11/14 12:58	64-17-5	IS
Ethyl acetate	**8.3**	ug/m3	1.2	0.60	1.68		04/10/14 22:56	141-78-6	
Ethylbenzene	**64.3**	ug/m3	1.5	0.20	1.68		04/10/14 22:56	100-41-4	
4-Ethyltoluene	**23.0**	ug/m3	1.7	0.84	1.68		04/10/14 22:56	622-96-8	
n-Heptane	**13.3**	ug/m3	1.4	0.70	1.68		04/10/14 22:56	142-82-5	
Hexachloro-1,3-butadiene	ND	ug/m3	3.7	1.8	1.68		04/10/14 22:56	87-68-3	CL
n-Hexane	**8.8**	ug/m3	1.2	0.60	1.68		04/10/14 22:56	110-54-3	
2-Hexanone	ND	ug/m3	1.4	0.70	1.68		04/10/14 22:56	591-78-6	
Methylene Chloride	**55.5**	ug/m3	1.2	0.59	1.68		04/10/14 22:56	75-09-2	
4-Methyl-2-pentanone (MIBK)	**5.6**	ug/m3	1.4	0.70	1.68		04/10/14 22:56	108-10-1	
Methyl-tert-butyl ether	ND	ug/m3	1.2	0.15	1.68		04/10/14 22:56	1634-04-4	
Naphthalene	ND	ug/m3	1.8	0.90	1.68		04/10/14 22:56	91-20-3	
2-Propanol	**46.1**	ug/m3	0.84	0.15	1.68		04/10/14 22:56	67-63-0	
Propylene	**8.1**	ug/m3	0.59	0.29	1.68		04/10/14 22:56	115-07-1	
Styrene	ND	ug/m3	1.5	0.73	1.68		04/10/14 22:56	100-42-5	
1,1,2,2-Tetrachloroethane	ND	ug/m3	1.2	0.32	1.68		04/10/14 22:56	79-34-5	

REPORT OF LABORATORY ANALYSIS

This report shall not be reproduced, except in full,
without the written consent of Pace Analytical Services, Inc..

Pace Analytical Services, Inc.
1700 Elm Street - Suite 200
Minneapolis, MN 55414
(612)607-1700

ANALYTICAL RESULTS

Project: 60317420St. Louis Park Inv.
Pace Project No.: 10262342

Sample: VP-704 **Lab ID: 10262342004** Collected: 03/31/14 12:49 Received: 04/03/14 16:38 Matrix: Air

Parameters	Results	Units	Report Limit	MDL	DF	Prepared	Analyzed	CAS No.	Qual
TO15 MSV AIR	Analytical Method: TO-15								
Tetrachloroethene	**19.4**	ug/m3	1.2	0.58	1.68		04/10/14 22:56	127-18-4	
Tetrahydrofuran	**38.1**	ug/m3	1.0	0.50	1.68		04/10/14 22:56	109-99-9	
Toluene	**96.4**	ug/m3	1.3	0.64	1.68		04/10/14 22:56	108-88-3	
1,2,4-Trichlorobenzene	ND	ug/m3	2.5	1.3	1.68		04/10/14 22:56	120-82-1	
1,1,1-Trichloroethane	ND	ug/m3	1.9	0.93	1.68		04/10/14 22:56	71-55-6	
1,1,2-Trichloroethane	ND	ug/m3	0.92	0.47	1.68		04/10/14 22:56	79-00-5	
Trichloroethene	ND	ug/m3	0.92	0.46	1.68		04/10/14 22:56	79-01-6	
Trichlorofluoromethane	ND	ug/m3	1.9	0.37	1.68		04/10/14 22:56	75-69-4	
1,1,2-Trichlorotrifluoroethane	ND	ug/m3	2.7	1.3	1.68		04/10/14 22:56	76-13-1	
1,2,4-Trimethylbenzene	**41.4**	ug/m3	1.7	0.84	1.68		04/10/14 22:56	95-63-6	
1,3,5-Trimethylbenzene	**19.3**	ug/m3	1.7	0.22	1.68		04/10/14 22:56	108-67-8	
Vinyl acetate	**5.0**	ug/m3	1.2	0.60	1.68		04/10/14 22:56	108-05-4	
Vinyl chloride	ND	ug/m3	0.44	0.22	1.68		04/10/14 22:56	75-01-4	
m&p-Xylene	**177**	ug/m3	3.0	1.5	1.68		04/10/14 22:56	179601-23-1	
o-Xylene	**59.9**	ug/m3	1.5	0.22	1.68		04/10/14 22:56	95-47-6	

REPORT OF LABORATORY ANALYSIS

This report shall not be reproduced, except in full,
without the written consent of Pace Analytical Services, Inc..

Pace Analytical Services, Inc.
1700 Elm Street - Suite 200
Minneapolis, MN 55414
(612)607-1700

ANALYTICAL RESULTS

Project: 60317420St. Louis Park Inv.
Pace Project No.: 10262342

Sample: VP-705 **Lab ID: 10262342005** Collected: 03/31/14 12:43 Received: 04/03/14 16:38 Matrix: Air

Parameters	Results	Units	Report Limit	MDL	DF	Prepared	Analyzed	CAS No.	Qual
TO15 MSV AIR	Analytical Method: TO-15								
Acetone	**487**	ug/m3	16.1	8.1	33.6		04/11/14 15:33	67-64-1	IS
Benzene	**4.2**	ug/m3	0.55	0.27	1.68		04/10/14 23:23	71-43-2	
Benzyl chloride	ND	ug/m3	4.4	0.88	1.68		04/10/14 23:23	100-44-7	
Bromodichloromethane	ND	ug/m3	2.3	0.30	1.68		04/10/14 23:23	75-27-4	
Bromoform	ND	ug/m3	3.5	1.8	1.68		04/10/14 23:23	75-25-2	
Bromomethane	ND	ug/m3	1.3	0.30	1.68		04/10/14 23:23	74-83-9	
1,3-Butadiene	ND	ug/m3	0.76	0.38	1.68		04/10/14 23:23	106-99-0	
2-Butanone (MEK)	**247**	ug/m3	20.2	5.2	33.6		04/11/14 15:33	78-93-3	IS
Carbon disulfide	**4.1**	ug/m3	1.1	0.53	1.68		04/10/14 23:23	75-15-0	
Carbon tetrachloride	ND	ug/m3	1.1	0.54	1.68		04/10/14 23:23	56-23-5	
Chlorobenzene	ND	ug/m3	1.6	0.79	1.68		04/10/14 23:23	108-90-7	
Chloroethane	ND	ug/m3	0.91	0.45	1.68		04/10/14 23:23	75-00-3	
Chloroform	ND	ug/m3	1.7	0.83	1.68		04/10/14 23:23	67-66-3	
Chloromethane	ND	ug/m3	0.71	0.35	1.68		04/10/14 23:23	74-87-3	
Cyclohexane	**3.6**	ug/m3	1.2	0.59	1.68		04/10/14 23:23	110-82-7	
Dibromochloromethane	ND	ug/m3	2.9	1.5	1.68		04/10/14 23:23	124-48-1	
1,2-Dibromoethane (EDB)	ND	ug/m3	2.6	1.3	1.68		04/10/14 23:23	106-93-4	
1,2-Dichlorobenzene	ND	ug/m3	2.0	1.0	1.68		04/10/14 23:23	95-50-1	
1,3-Dichlorobenzene	ND	ug/m3	2.0	1.0	1.68		04/10/14 23:23	541-73-1	
1,4-Dichlorobenzene	ND	ug/m3	2.0	1.0	1.68		04/10/14 23:23	106-46-7	
Dichlorodifluoromethane	**1.9**	ug/m3	1.7	0.85	1.68		04/10/14 23:23	75-71-8	
1,1-Dichloroethane	ND	ug/m3	1.4	0.69	1.68		04/10/14 23:23	75-34-3	
1,2-Dichloroethane	ND	ug/m3	0.69	0.35	1.68		04/10/14 23:23	107-06-2	
1,1-Dichloroethene	ND	ug/m3	1.4	0.68	1.68		04/10/14 23:23	75-35-4	
cis-1,2-Dichloroethene	ND	ug/m3	1.4	0.26	1.68		04/10/14 23:23	156-59-2	
trans-1,2-Dichloroethene	ND	ug/m3	1.4	0.68	1.68		04/10/14 23:23	156-60-5	
1,2-Dichloropropane	ND	ug/m3	1.6	0.79	1.68		04/10/14 23:23	78-87-5	
cis-1,3-Dichloropropene	ND	ug/m3	1.5	0.19	1.68		04/10/14 23:23	10061-01-5	
trans-1,3-Dichloropropene	ND	ug/m3	1.5	0.77	1.68		04/10/14 23:23	10061-02-6	
Dichlorotetrafluoroethane	ND	ug/m3	2.4	0.36	1.68		04/10/14 23:23	76-14-2	
Ethanol	**272**	ug/m3	12.8	6.5	33.6		04/11/14 15:33	64-17-5	IS
Ethyl acetate	**13.7**	ug/m3	1.2	0.60	1.68		04/10/14 23:23	141-78-6	
Ethylbenzene	**43.2**	ug/m3	1.5	0.20	1.68		04/10/14 23:23	100-41-4	
4-Ethyltoluene	**26.3**	ug/m3	1.7	0.84	1.68		04/10/14 23:23	622-96-8	
n-Heptane	**10**	ug/m3	1.4	0.70	1.68		04/10/14 23:23	142-82-5	
Hexachloro-1,3-butadiene	ND	ug/m3	3.7	1.8	1.68		04/10/14 23:23	87-68-3	CL
n-Hexane	ND	ug/m3	1.2	0.60	1.68		04/10/14 23:23	110-54-3	
2-Hexanone	ND	ug/m3	1.4	0.70	1.68		04/10/14 23:23	591-78-6	
Methylene Chloride	**2.2**	ug/m3	1.2	0.59	1.68		04/10/14 23:23	75-09-2	
4-Methyl-2-pentanone (MIBK)	**11.2**	ug/m3	1.4	0.70	1.68		04/10/14 23:23	108-10-1	
Methyl-tert-butyl ether	ND	ug/m3	1.2	0.15	1.68		04/10/14 23:23	1634-04-4	
Naphthalene	ND	ug/m3	1.8	0.90	1.68		04/10/14 23:23	91-20-3	
2-Propanol	**202**	ug/m3	16.8	3.1	33.6		04/11/14 15:33	67-63-0	IS
Propylene	**9.8**	ug/m3	0.59	0.29	1.68		04/10/14 23:23	115-07-1	
Styrene	ND	ug/m3	1.5	0.73	1.68		04/10/14 23:23	100-42-5	
1,1,2,2-Tetrachloroethane	ND	ug/m3	1.2	0.32	1.68		04/10/14 23:23	79-34-5	

REPORT OF LABORATORY ANALYSIS

This report shall not be reproduced, except in full,
without the written consent of Pace Analytical Services, Inc..

Pace Analytical Services, Inc.
1700 Elm Street - Suite 200
Minneapolis, MN 55414
(612)607-1700

ANALYTICAL RESULTS

Project: 60317420St. Louis Park Inv.
Pace Project No.: 10262342

Sample: VP-705 **Lab ID: 10262342005** Collected: 03/31/14 12:43 Received: 04/03/14 16:38 Matrix: Air

Parameters	Results	Units	Report Limit	MDL	DF	Prepared	Analyzed	CAS No.	Qual
TO15 MSV AIR	Analytical Method: TO-15								
Tetrachloroethene	**8.0**	ug/m3	1.2	0.58	1.68		04/10/14 23:23	127-18-4	
Tetrahydrofuran	**45.6**	ug/m3	1.0	0.50	1.68		04/10/14 23:23	109-99-9	
Toluene	**60.3**	ug/m3	1.3	0.64	1.68		04/10/14 23:23	108-88-3	
1,2,4-Trichlorobenzene	ND	ug/m3	2.5	1.3	1.68		04/10/14 23:23	120-82-1	
1,1,1-Trichloroethane	ND	ug/m3	1.9	0.93	1.68		04/10/14 23:23	71-55-6	
1,1,2-Trichloroethane	ND	ug/m3	0.92	0.47	1.68		04/10/14 23:23	79-00-5	
Trichloroethene	ND	ug/m3	0.92	0.46	1.68		04/10/14 23:23	79-01-6	
Trichlorofluoromethane	ND	ug/m3	1.9	0.37	1.68		04/10/14 23:23	75-69-4	
1,1,2-Trichlorotrifluoroethane	ND	ug/m3	2.7	1.3	1.68		04/10/14 23:23	76-13-1	
1,2,4-Trimethylbenzene	**50.6**	ug/m3	1.7	0.84	1.68		04/10/14 23:23	95-63-6	
1,3,5-Trimethylbenzene	**22.8**	ug/m3	1.7	0.22	1.68		04/10/14 23:23	108-67-8	
Vinyl acetate	**6.1**	ug/m3	1.2	0.60	1.68		04/10/14 23:23	108-05-4	
Vinyl chloride	ND	ug/m3	0.44	0.22	1.68		04/10/14 23:23	75-01-4	
m&p-Xylene	**137**	ug/m3	3.0	1.5	1.68		04/10/14 23:23	179601-23-1	
o-Xylene	**46.2**	ug/m3	1.5	0.22	1.68		04/10/14 23:23	95-47-6	

REPORT OF LABORATORY ANALYSIS

This report shall not be reproduced, except in full,
without the written consent of Pace Analytical Services, Inc..

Pace Analytical Services, Inc.
1700 Elm Street - Suite 200
Minneapolis, MN 55414
(612)607-1700

ANALYTICAL RESULTS

Project: 60317420St. Louis Park Inv.
Pace Project No.: 10262342

Sample: VP-706 **Lab ID: 10262342006** Collected: 03/31/14 12:39 Received: 04/03/14 16:38 Matrix: Air

Parameters	Results	Units	Report Limit	MDL	DF	Prepared	Analyzed	CAS No.	Qual
TO15 MSV AIR	Analytical Method: TO-15								
Acetone	**426**	ug/m3	16.1	8.1	33.6		04/11/14 15:57	67-64-1	IS
Benzene	**8.4**	ug/m3	0.55	0.27	1.68		04/10/14 23:50	71-43-2	
Benzyl chloride	ND	ug/m3	4.4	0.88	1.68		04/10/14 23:50	100-44-7	
Bromodichloromethane	ND	ug/m3	2.3	0.30	1.68		04/10/14 23:50	75-27-4	
Bromoform	ND	ug/m3	3.5	1.8	1.68		04/10/14 23:50	75-25-2	
Bromomethane	ND	ug/m3	1.3	0.30	1.68		04/10/14 23:50	74-83-9	
1,3-Butadiene	ND	ug/m3	0.76	0.38	1.68		04/10/14 23:50	106-99-0	
2-Butanone (MEK)	**118**	ug/m3	1.0	0.26	1.68		04/10/14 23:50	78-93-3	
Carbon disulfide	**4.3**	ug/m3	1.1	0.53	1.68		04/10/14 23:50	75-15-0	
Carbon tetrachloride	ND	ug/m3	1.1	0.54	1.68		04/10/14 23:50	56-23-5	
Chlorobenzene	ND	ug/m3	1.6	0.79	1.68		04/10/14 23:50	108-90-7	
Chloroethane	ND	ug/m3	0.91	0.45	1.68		04/10/14 23:50	75-00-3	
Chloroform	ND	ug/m3	1.7	0.83	1.68		04/10/14 23:50	67-66-3	
Chloromethane	ND	ug/m3	0.71	0.35	1.68		04/10/14 23:50	74-87-3	
Cyclohexane	**5.1**	ug/m3	1.2	0.59	1.68		04/10/14 23:50	110-82-7	
Dibromochloromethane	ND	ug/m3	2.9	1.5	1.68		04/10/14 23:50	124-48-1	
1,2-Dibromoethane (EDB)	ND	ug/m3	2.6	1.3	1.68		04/10/14 23:50	106-93-4	
1,2-Dichlorobenzene	ND	ug/m3	2.0	1.0	1.68		04/10/14 23:50	95-50-1	
1,3-Dichlorobenzene	ND	ug/m3	2.0	1.0	1.68		04/10/14 23:50	541-73-1	
1,4-Dichlorobenzene	ND	ug/m3	2.0	1.0	1.68		04/10/14 23:50	106-46-7	
Dichlorodifluoromethane	**2.8**	ug/m3	1.7	0.85	1.68		04/10/14 23:50	75-71-8	
1,1-Dichloroethane	ND	ug/m3	1.4	0.69	1.68		04/10/14 23:50	75-34-3	
1,2-Dichloroethane	ND	ug/m3	0.69	0.35	1.68		04/10/14 23:50	107-06-2	
1,1-Dichloroethene	ND	ug/m3	1.4	0.68	1.68		04/10/14 23:50	75-35-4	
cis-1,2-Dichloroethene	ND	ug/m3	1.4	0.26	1.68		04/10/14 23:50	156-59-2	
trans-1,2-Dichloroethene	ND	ug/m3	1.4	0.68	1.68		04/10/14 23:50	156-60-5	
1,2-Dichloropropane	ND	ug/m3	1.6	0.79	1.68		04/10/14 23:50	78-87-5	
cis-1,3-Dichloropropene	ND	ug/m3	1.5	0.19	1.68		04/10/14 23:50	10061-01-5	
trans-1,3-Dichloropropene	ND	ug/m3	1.5	0.77	1.68		04/10/14 23:50	10061-02-6	
Dichlorotetrafluoroethane	ND	ug/m3	2.4	0.36	1.68		04/10/14 23:50	76-14-2	
Ethanol	**225**	ug/m3	12.8	6.5	33.6		04/11/14 15:57	64-17-5	IS
Ethyl acetate	**4.8**	ug/m3	1.2	0.60	1.68		04/10/14 23:50	141-78-6	
Ethylbenzene	**65.5**	ug/m3	1.5	0.20	1.68		04/10/14 23:50	100-41-4	
4-Ethyltoluene	**23.3**	ug/m3	1.7	0.84	1.68		04/10/14 23:50	622-96-8	
n-Heptane	**18.4**	ug/m3	1.4	0.70	1.68		04/10/14 23:50	142-82-5	
Hexachloro-1,3-butadiene	ND	ug/m3	3.7	1.8	1.68		04/10/14 23:50	87-68-3	CL
n-Hexane	**14.2**	ug/m3	1.2	0.60	1.68		04/10/14 23:50	110-54-3	
2-Hexanone	ND	ug/m3	1.4	0.70	1.68		04/10/14 23:50	591-78-6	
Methylene Chloride	**7.1**	ug/m3	1.2	0.59	1.68		04/10/14 23:50	75-09-2	
4-Methyl-2-pentanone (MIBK)	**6.2**	ug/m3	1.4	0.70	1.68		04/10/14 23:50	108-10-1	
Methyl-tert-butyl ether	ND	ug/m3	1.2	0.15	1.68		04/10/14 23:50	1634-04-4	
Naphthalene	ND	ug/m3	1.8	0.90	1.68		04/10/14 23:50	91-20-3	
2-Propanol	**68.5**	ug/m3	0.84	0.15	1.68		04/10/14 23:50	67-63-0	
Propylene	ND	ug/m3	0.59	0.29	1.68		04/10/14 23:50	115-07-1	
Styrene	ND	ug/m3	1.5	0.73	1.68		04/10/14 23:50	100-42-5	
1,1,2,2-Tetrachloroethane	ND	ug/m3	1.2	0.32	1.68		04/10/14 23:50	79-34-5	

REPORT OF LABORATORY ANALYSIS

This report shall not be reproduced, except in full,
without the written consent of Pace Analytical Services, Inc..

Pace Analytical Services, Inc.
1700 Elm Street - Suite 200
Minneapolis, MN 55414
(612)607-1700

ANALYTICAL RESULTS

Project: 60317420St. Louis Park Inv.
Pace Project No.: 10262342

Sample: VP-706 **Lab ID: 10262342006** Collected: 03/31/14 12:39 Received: 04/03/14 16:38 Matrix: Air

Parameters	Results	Units	Report Limit	MDL	DF	Prepared	Analyzed	CAS No.	Qual
TO15 MSV AIR	Analytical Method: TO-15								
Tetrachloroethene	**12.9**	ug/m3	1.2	0.58	1.68		04/10/14 23:50	127-18-4	
Tetrahydrofuran	**42.6**	ug/m3	1.0	0.50	1.68		04/10/14 23:50	109-99-9	
Toluene	**96.8**	ug/m3	1.3	0.64	1.68		04/10/14 23:50	108-88-3	
1,2,4-Trichlorobenzene	ND	ug/m3	2.5	1.3	1.68		04/10/14 23:50	120-82-1	
1,1,1-Trichloroethane	ND	ug/m3	1.9	0.93	1.68		04/10/14 23:50	71-55-6	
1,1,2-Trichloroethane	ND	ug/m3	0.92	0.47	1.68		04/10/14 23:50	79-00-5	
Trichloroethene	ND	ug/m3	0.92	0.46	1.68		04/10/14 23:50	79-01-6	
Trichlorofluoromethane	ND	ug/m3	1.9	0.37	1.68		04/10/14 23:50	75-69-4	
1,1,2-Trichlorotrifluoroethane	ND	ug/m3	2.7	1.3	1.68		04/10/14 23:50	76-13-1	
1,2,4-Trimethylbenzene	**39.9**	ug/m3	1.7	0.84	1.68		04/10/14 23:50	95-63-6	
1,3,5-Trimethylbenzene	**19.3**	ug/m3	1.7	0.22	1.68		04/10/14 23:50	108-67-8	
Vinyl acetate	**11.9**	ug/m3	1.2	0.60	1.68		04/10/14 23:50	108-05-4	
Vinyl chloride	ND	ug/m3	0.44	0.22	1.68		04/10/14 23:50	75-01-4	
m&p-Xylene	**156**	ug/m3	3.0	1.5	1.68		04/10/14 23:50	179601-23-1	
o-Xylene	**51.1**	ug/m3	1.5	0.22	1.68		04/10/14 23:50	95-47-6	

REPORT OF LABORATORY ANALYSIS

This report shall not be reproduced, except in full,
without the written consent of Pace Analytical Services, Inc..

Pace Analytical Services, Inc.
1700 Elm Street - Suite 200
Minneapolis, MN 55414
(612)607-1700

ANALYTICAL RESULTS

Project: 60317420St. Louis Park Inv.
Pace Project No.: 10262342

Sample: VP-501 **Lab ID: 10262342007** Collected: 03/31/14 15:23 Received: 04/03/14 16:38 Matrix: Air

Parameters	Results	Units	Report Limit	MDL	DF	Prepared	Analyzed	CAS No.	Qual
TO15 MSV AIR	Analytical Method: TO-15								
Acetone	**223**	ug/m3	8.1	4.0	16.8		04/11/14 13:54	67-64-1	
Benzene	**15.7**	ug/m3	0.55	0.27	1.68		04/11/14 00:17	71-43-2	
Benzyl chloride	ND	ug/m3	4.4	0.88	1.68		04/11/14 00:17	100-44-7	
Bromodichloromethane	ND	ug/m3	2.3	0.30	1.68		04/11/14 00:17	75-27-4	
Bromoform	ND	ug/m3	3.5	1.8	1.68		04/11/14 00:17	75-25-2	
Bromomethane	ND	ug/m3	1.3	0.30	1.68		04/11/14 00:17	74-83-9	
1,3-Butadiene	ND	ug/m3	0.76	0.38	1.68		04/11/14 00:17	106-99-0	
2-Butanone (MEK)	**227**	ug/m3	10.1	2.6	16.8		04/11/14 13:54	78-93-3	
Carbon disulfide	**40.5**	ug/m3	1.1	0.53	1.68		04/11/14 00:17	75-15-0	
Carbon tetrachloride	ND	ug/m3	1.1	0.54	1.68		04/11/14 00:17	56-23-5	
Chlorobenzene	ND	ug/m3	1.6	0.79	1.68		04/11/14 00:17	108-90-7	
Chloroethane	ND	ug/m3	0.91	0.45	1.68		04/11/14 00:17	75-00-3	
Chloroform	ND	ug/m3	1.7	0.83	1.68		04/11/14 00:17	67-66-3	
Chloromethane	ND	ug/m3	0.71	0.35	1.68		04/11/14 00:17	74-87-3	
Cyclohexane	**15.5**	ug/m3	1.2	0.59	1.68		04/11/14 00:17	110-82-7	
Dibromochloromethane	ND	ug/m3	2.9	1.5	1.68		04/11/14 00:17	124-48-1	
1,2-Dibromoethane (EDB)	ND	ug/m3	2.6	1.3	1.68		04/11/14 00:17	106-93-4	
1,2-Dichlorobenzene	ND	ug/m3	2.0	1.0	1.68		04/11/14 00:17	95-50-1	
1,3-Dichlorobenzene	ND	ug/m3	2.0	1.0	1.68		04/11/14 00:17	541-73-1	
1,4-Dichlorobenzene	ND	ug/m3	2.0	1.0	1.68		04/11/14 00:17	106-46-7	
Dichlorodifluoromethane	ND	ug/m3	1.7	0.85	1.68		04/11/14 00:17	75-71-8	
1,1-Dichloroethane	ND	ug/m3	1.4	0.69	1.68		04/11/14 00:17	75-34-3	
1,2-Dichloroethane	ND	ug/m3	0.69	0.35	1.68		04/11/14 00:17	107-06-2	
1,1-Dichloroethene	ND	ug/m3	1.4	0.68	1.68		04/11/14 00:17	75-35-4	
cis-1,2-Dichloroethene	ND	ug/m3	1.4	0.26	1.68		04/11/14 00:17	156-59-2	
trans-1,2-Dichloroethene	ND	ug/m3	1.4	0.68	1.68		04/11/14 00:17	156-60-5	
1,2-Dichloropropane	ND	ug/m3	1.6	0.79	1.68		04/11/14 00:17	78-87-5	
cis-1,3-Dichloropropene	ND	ug/m3	1.5	0.19	1.68		04/11/14 00:17	10061-01-5	
trans-1,3-Dichloropropene	ND	ug/m3	1.5	0.77	1.68		04/11/14 00:17	10061-02-6	
Dichlorotetrafluoroethane	ND	ug/m3	2.4	0.36	1.68		04/11/14 00:17	76-14-2	
Ethanol	**190**	ug/m3	6.4	3.2	16.8		04/11/14 13:54	64-17-5	
Ethyl acetate	**14.7**	ug/m3	1.2	0.60	1.68		04/11/14 00:17	141-78-6	
Ethylbenzene	**25.6**	ug/m3	1.5	0.20	1.68		04/11/14 00:17	100-41-4	
4-Ethyltoluene	**11.3**	ug/m3	1.7	0.84	1.68		04/11/14 00:17	622-96-8	
n-Heptane	**27.6**	ug/m3	1.4	0.70	1.68		04/11/14 00:17	142-82-5	
Hexachloro-1,3-butadiene	ND	ug/m3	3.7	1.8	1.68		04/11/14 00:17	87-68-3	CL
n-Hexane	**35.1**	ug/m3	1.2	0.60	1.68		04/11/14 00:17	110-54-3	
2-Hexanone	ND	ug/m3	1.4	0.70	1.68		04/11/14 00:17	591-78-6	
Methylene Chloride	**55.7**	ug/m3	1.2	0.59	1.68		04/11/14 00:17	75-09-2	
4-Methyl-2-pentanone (MIBK)	**42.6**	ug/m3	1.4	0.70	1.68		04/11/14 00:17	108-10-1	
Methyl-tert-butyl ether	ND	ug/m3	1.2	0.15	1.68		04/11/14 00:17	1634-04-4	
Naphthalene	ND	ug/m3	1.8	0.90	1.68		04/11/14 00:17	91-20-3	
2-Propanol	**93.8**	ug/m3	0.84	0.15	1.68		04/11/14 00:17	67-63-0	
Propylene	**129**	ug/m3	5.9	2.9	16.8		04/11/14 13:54	115-07-1	
Styrene	**1.9**	ug/m3	1.5	0.73	1.68		04/11/14 00:17	100-42-5	
1,1,2,2-Tetrachloroethane	ND	ug/m3	1.2	0.32	1.68		04/11/14 00:17	79-34-5	

REPORT OF LABORATORY ANALYSIS

This report shall not be reproduced, except in full,
without the written consent of Pace Analytical Services, Inc..

Pace Analytical Services, Inc.
1700 Elm Street - Suite 200
Minneapolis, MN 55414
(612)607-1700

ANALYTICAL RESULTS

Project: 60317420St. Louis Park Inv.
Pace Project No.: 10262342

Sample: VP-501 **Lab ID: 10262342007** Collected: 03/31/14 15:23 Received: 04/03/14 16:38 Matrix: Air

Parameters	Results	Units	Report Limit	MDL	DF	Prepared	Analyzed	CAS No.	Qual
TO15 MSV AIR	Analytical Method: TO-15								
Tetrachloroethene	**1.6**	ug/m3	1.2	0.58	1.68		04/11/14 00:17	127-18-4	
Tetrahydrofuran	**28.8**	ug/m3	1.0	0.50	1.68		04/11/14 00:17	109-99-9	
Toluene	**80.9**	ug/m3	1.3	0.64	1.68		04/11/14 00:17	108-88-3	
1,2,4-Trichlorobenzene	ND	ug/m3	2.5	1.3	1.68		04/11/14 00:17	120-82-1	
1,1,1-Trichloroethane	ND	ug/m3	1.9	0.93	1.68		04/11/14 00:17	71-55-6	
1,1,2-Trichloroethane	ND	ug/m3	0.92	0.47	1.68		04/11/14 00:17	79-00-5	
Trichloroethene	**1.0**	ug/m3	0.92	0.46	1.68		04/11/14 00:17	79-01-6	
Trichlorofluoromethane	ND	ug/m3	1.9	0.37	1.68		04/11/14 00:17	75-69-4	
1,1,2-Trichlorotrifluoroethane	ND	ug/m3	2.7	1.3	1.68		04/11/14 00:17	76-13-1	
1,2,4-Trimethylbenzene	**26.9**	ug/m3	1.7	0.84	1.68		04/11/14 00:17	95-63-6	
1,3,5-Trimethylbenzene	**10.2**	ug/m3	1.7	0.22	1.68		04/11/14 00:17	108-67-8	
Vinyl acetate	**18.3**	ug/m3	1.2	0.60	1.68		04/11/14 00:17	108-05-4	
Vinyl chloride	ND	ug/m3	0.44	0.22	1.68		04/11/14 00:17	75-01-4	
m&p-Xylene	**27.5**	ug/m3	3.0	1.5	1.68		04/11/14 00:17	179601-23-1	
o-Xylene	**9.8**	ug/m3	1.5	0.22	1.68		04/11/14 00:17	95-47-6	

REPORT OF LABORATORY ANALYSIS

This report shall not be reproduced, except in full,
without the written consent of Pace Analytical Services, Inc..

Pace Analytical Services, Inc.
1700 Elm Street - Suite 200
Minneapolis, MN 55414
(612)607-1700

ANALYTICAL RESULTS

Project: 60317420St. Louis Park Inv.
Pace Project No.: 10262342

Sample: VP-502 **Lab ID: 10262342008** Collected: 04/01/14 09:55 Received: 04/03/14 16:38 Matrix: Air

Parameters	Results	Units	Report Limit	MDL	DF	Prepared	Analyzed	CAS No.	Qual
TO15 MSV AIR	Analytical Method: TO-15								
Acetone	**137**	ug/m3	1.2	0.60	2.49		04/16/14 21:31	67-64-1	
Benzene	**21.4**	ug/m3	0.81	0.29	2.49		04/16/14 21:31	71-43-2	
Benzyl chloride	ND	ug/m3	2.6	1.3	2.49		04/16/14 21:31	100-44-7	
Bromodichloromethane	ND	ug/m3	3.4	0.45	2.49		04/16/14 21:31	75-27-4	
Bromoform	ND	ug/m3	5.2	0.74	2.49		04/16/14 21:31	75-25-2	
Bromomethane	ND	ug/m3	2.0	0.25	2.49		04/16/14 21:31	74-83-9	
1,3-Butadiene	ND	ug/m3	1.1	0.21	2.49		04/16/14 21:31	106-99-0	
2-Butanone (MEK)	**36.3**	ug/m3	1.5	0.32	2.49		04/16/14 21:31	78-93-3	
Carbon disulfide	**47.3**	ug/m3	1.6	0.18	2.49		04/16/14 21:31	75-15-0	
Carbon tetrachloride	ND	ug/m3	1.6	0.45	2.49		04/16/14 21:31	56-23-5	
Chlorobenzene	ND	ug/m3	2.3	0.26	2.49		04/16/14 21:31	108-90-7	
Chloroethane	ND	ug/m3	1.3	0.34	2.49		04/16/14 21:31	75-00-3	
Chloroform	ND	ug/m3	2.5	0.45	2.49		04/16/14 21:31	67-66-3	
Chloromethane	ND	ug/m3	1.0	0.13	2.49		04/16/14 21:31	74-87-3	
Cyclohexane	**17.3**	ug/m3	1.7	0.31	2.49		04/16/14 21:31	110-82-7	
Dibromochloromethane	ND	ug/m3	4.3	0.67	2.49		04/16/14 21:31	124-48-1	
1,2-Dibromoethane (EDB)	ND	ug/m3	3.9	0.58	2.49		04/16/14 21:31	106-93-4	
1,2-Dichlorobenzene	ND	ug/m3	3.0	0.35	2.49		04/16/14 21:31	95-50-1	
1,3-Dichlorobenzene	ND	ug/m3	3.0	0.58	2.49		04/16/14 21:31	541-73-1	
1,4-Dichlorobenzene	ND	ug/m3	3.0	0.49	2.49		04/16/14 21:31	106-46-7	
Dichlorodifluoromethane	**2.8**	ug/m3	2.5	0.27	2.49		04/16/14 21:31	75-71-8	
1,1-Dichloroethane	ND	ug/m3	2.0	0.35	2.49		04/16/14 21:31	75-34-3	
1,2-Dichloroethane	ND	ug/m3	1.0	0.30	2.49		04/16/14 21:31	107-06-2	
1,1-Dichloroethene	ND	ug/m3	2.0	0.26	2.49		04/16/14 21:31	75-35-4	
cis-1,2-Dichloroethene	ND	ug/m3	2.0	0.29	2.49		04/16/14 21:31	156-59-2	
trans-1,2-Dichloroethene	ND	ug/m3	2.0	0.41	2.49		04/16/14 21:31	156-60-5	
1,2-Dichloropropane	ND	ug/m3	2.3	0.38	2.49		04/16/14 21:31	78-87-5	
cis-1,3-Dichloropropene	ND	ug/m3	2.3	0.30	2.49		04/16/14 21:31	10061-01-5	
trans-1,3-Dichloropropene	ND	ug/m3	2.3	0.38	2.49		04/16/14 21:31	10061-02-6	
Dichlorotetrafluoroethane	ND	ug/m3	3.5	0.37	2.49		04/16/14 21:31	76-14-2	
Ethanol	**55.0**	ug/m3	0.95	0.48	2.49		04/16/14 21:31	64-17-5	
Ethyl acetate	ND	ug/m3	1.8	0.31	2.49		04/16/14 21:31	141-78-6	
Ethylbenzene	**42.9**	ug/m3	2.2	0.18	2.49		04/16/14 21:31	100-41-4	
4-Ethyltoluene	**6.9**	ug/m3	2.5	0.43	2.49		04/16/14 21:31	622-96-8	
n-Heptane	**25.5**	ug/m3	2.1	0.40	2.49		04/16/14 21:31	142-82-5	
Hexachloro-1,3-butadiene	ND	ug/m3	5.5	1.0	2.49		04/16/14 21:31	87-68-3	
n-Hexane	**39.2**	ug/m3	1.8	0.25	2.49		04/16/14 21:31	110-54-3	
2-Hexanone	ND	ug/m3	2.1	0.53	2.49		04/16/14 21:31	591-78-6	
Methylene Chloride	**12.1**	ug/m3	1.8	0.88	2.49		04/16/14 21:31	75-09-2	
4-Methyl-2-pentanone (MIBK)	**34.4**	ug/m3	2.1	0.43	2.49		04/16/14 21:31	108-10-1	
Methyl-tert-butyl ether	ND	ug/m3	1.8	0.22	2.49		04/16/14 21:31	1634-04-4	
Naphthalene	ND	ug/m3	2.7	0.25	2.49		04/16/14 21:31	91-20-3	
2-Propanol	**34.8**	ug/m3	1.2	0.20	2.49		04/16/14 21:31	67-63-0	
Propylene	ND	ug/m3	0.87	0.27	2.49		04/16/14 21:31	115-07-1	
Styrene	**5.2**	ug/m3	2.2	0.34	2.49		04/16/14 21:31	100-42-5	
1,1,2,2-Tetrachloroethane	ND	ug/m3	1.7	0.58	2.49		04/16/14 21:31	79-34-5	

REPORT OF LABORATORY ANALYSIS

This report shall not be reproduced, except in full,
without the written consent of Pace Analytical Services, Inc..

Pace Analytical Services, Inc.
1700 Elm Street - Suite 200
Minneapolis, MN 55414
(612)607-1700

ANALYTICAL RESULTS

Project: 60317420St. Louis Park Inv.
Pace Project No.: 10262342

Sample: VP-502 **Lab ID: 10262342008** Collected: 04/01/14 09:55 Received: 04/03/14 16:38 Matrix: Air

Parameters	Results	Units	Report Limit	MDL	DF	Prepared	Analyzed	CAS No.	Qual
TO15 MSV AIR	Analytical Method: TO-15								
Tetrachloroethene	**2.8**	ug/m3	1.7	0.47	2.49		04/16/14 21:31	127-18-4	
Tetrahydrofuran	ND	ug/m3	1.5	0.17	2.49		04/16/14 21:31	109-99-9	
Toluene	**69.4**	ug/m3	1.9	0.34	2.49		04/16/14 21:31	108-88-3	
1,2,4-Trichlorobenzene	ND	ug/m3	3.8	0.49	2.49		04/16/14 21:31	120-82-1	
1,1,1-Trichloroethane	ND	ug/m3	2.8	0.35	2.49		04/16/14 21:31	71-55-6	
1,1,2-Trichloroethane	ND	ug/m3	1.4	0.61	2.49		04/16/14 21:31	79-00-5	
Trichloroethene	ND	ug/m3	1.4	0.44	2.49		04/16/14 21:31	79-01-6	
Trichlorofluoromethane	ND	ug/m3	2.8	0.34	2.49		04/16/14 21:31	75-69-4	
1,1,2-Trichlorotrifluoroethane	ND	ug/m3	4.0	0.40	2.49		04/16/14 21:31	76-13-1	
1,2,4-Trimethylbenzene	**17.2**	ug/m3	2.5	0.30	2.49		04/16/14 21:31	95-63-6	
1,3,5-Trimethylbenzene	**5.3**	ug/m3	2.5	0.52	2.49		04/16/14 21:31	108-67-8	
Vinyl acetate	ND	ug/m3	1.8	0.32	2.49		04/16/14 21:31	108-05-4	
Vinyl chloride	ND	ug/m3	0.65	0.23	2.49		04/16/14 21:31	75-01-4	
m&p-Xylene	**44.7**	ug/m3	4.4	0.26	2.49		04/16/14 21:31	179601-23-1	
o-Xylene	**16.6**	ug/m3	2.2	0.40	2.49		04/16/14 21:31	95-47-6	

REPORT OF LABORATORY ANALYSIS

This report shall not be reproduced, except in full,
without the written consent of Pace Analytical Services, Inc..

Pace Analytical Services, Inc.
1700 Elm Street - Suite 200
Minneapolis, MN 55414
(612)607-1700

ANALYTICAL RESULTS

Project: 60317420St. Louis Park Inv.
Pace Project No.: 10262342

Sample: VP-503 **Lab ID: 10262342009** Collected: 04/01/14 10:15 Received: 04/03/14 16:38 Matrix: Air

Parameters	Results	Units	Report Limit	MDL	DF	Prepared	Analyzed	CAS No.	Qual
TO15 MSV AIR	Analytical Method: TO-15								
Acetone	**104**	ug/m3	1.2	0.60	2.49		04/16/14 14:38	67-64-1	
Benzene	**9.3**	ug/m3	0.81	0.29	2.49		04/16/14 14:38	71-43-2	
Benzyl chloride	ND	ug/m3	2.6	1.3	2.49		04/16/14 14:38	100-44-7	
Bromodichloromethane	ND	ug/m3	3.4	0.45	2.49		04/16/14 14:38	75-27-4	
Bromoform	ND	ug/m3	5.2	0.74	2.49		04/16/14 14:38	75-25-2	
Bromomethane	ND	ug/m3	2.0	0.25	2.49		04/16/14 14:38	74-83-9	
1,3-Butadiene	ND	ug/m3	1.1	0.21	2.49		04/16/14 14:38	106-99-0	
2-Butanone (MEK)	**30.5**	ug/m3	1.5	0.32	2.49		04/16/14 14:38	78-93-3	
Carbon disulfide	**16.8**	ug/m3	1.6	0.18	2.49		04/16/14 14:38	75-15-0	
Carbon tetrachloride	ND	ug/m3	1.6	0.45	2.49		04/16/14 14:38	56-23-5	
Chlorobenzene	ND	ug/m3	2.3	0.26	2.49		04/16/14 14:38	108-90-7	
Chloroethane	ND	ug/m3	1.3	0.34	2.49		04/16/14 14:38	75-00-3	
Chloroform	ND	ug/m3	2.5	0.45	2.49		04/16/14 14:38	67-66-3	
Chloromethane	ND	ug/m3	1.0	0.13	2.49		04/16/14 14:38	74-87-3	
Cyclohexane	**8.3**	ug/m3	1.7	0.31	2.49		04/16/14 14:38	110-82-7	
Dibromochloromethane	ND	ug/m3	4.3	0.67	2.49		04/16/14 14:38	124-48-1	
1,2-Dibromoethane (EDB)	ND	ug/m3	3.9	0.58	2.49		04/16/14 14:38	106-93-4	
1,2-Dichlorobenzene	ND	ug/m3	3.0	0.35	2.49		04/16/14 14:38	95-50-1	
1,3-Dichlorobenzene	ND	ug/m3	3.0	0.58	2.49		04/16/14 14:38	541-73-1	
1,4-Dichlorobenzene	ND	ug/m3	3.0	0.49	2.49		04/16/14 14:38	106-46-7	
Dichlorodifluoromethane	ND	ug/m3	2.5	0.27	2.49		04/16/14 14:38	75-71-8	
1,1-Dichloroethane	ND	ug/m3	2.0	0.35	2.49		04/16/14 14:38	75-34-3	
1,2-Dichloroethane	ND	ug/m3	1.0	0.30	2.49		04/16/14 14:38	107-06-2	
1,1-Dichloroethene	ND	ug/m3	2.0	0.26	2.49		04/16/14 14:38	75-35-4	
cis-1,2-Dichloroethene	ND	ug/m3	2.0	0.29	2.49		04/16/14 14:38	156-59-2	
trans-1,2-Dichloroethene	ND	ug/m3	2.0	0.41	2.49		04/16/14 14:38	156-60-5	
1,2-Dichloropropane	ND	ug/m3	2.3	0.38	2.49		04/16/14 14:38	78-87-5	
cis-1,3-Dichloropropene	ND	ug/m3	2.3	0.30	2.49		04/16/14 14:38	10061-01-5	
trans-1,3-Dichloropropene	ND	ug/m3	2.3	0.38	2.49		04/16/14 14:38	10061-02-6	
Dichlorotetrafluoroethane	ND	ug/m3	3.5	0.37	2.49		04/16/14 14:38	76-14-2	
Ethanol	**113**	ug/m3	0.95	0.48	2.49		04/16/14 14:38	64-17-5	
Ethyl acetate	ND	ug/m3	1.8	0.31	2.49		04/16/14 14:38	141-78-6	
Ethylbenzene	**19.6**	ug/m3	2.2	0.18	2.49		04/16/14 14:38	100-41-4	
4-Ethyltoluene	**4.1**	ug/m3	2.5	0.43	2.49		04/16/14 14:38	622-96-8	
n-Heptane	**13.3**	ug/m3	2.1	0.40	2.49		04/16/14 14:38	142-82-5	
Hexachloro-1,3-butadiene	ND	ug/m3	5.5	1.0	2.49		04/16/14 14:38	87-68-3	
n-Hexane	**19.7**	ug/m3	1.8	0.25	2.49		04/16/14 14:38	110-54-3	
2-Hexanone	**9.3**	ug/m3	2.1	0.53	2.49		04/16/14 14:38	591-78-6	
Methylene Chloride	**29.7**	ug/m3	1.8	0.88	2.49		04/16/14 14:38	75-09-2	
4-Methyl-2-pentanone (MIBK)	**36.5**	ug/m3	2.1	0.43	2.49		04/16/14 14:38	108-10-1	
Methyl-tert-butyl ether	ND	ug/m3	1.8	0.22	2.49		04/16/14 14:38	1634-04-4	
Naphthalene	ND	ug/m3	2.7	0.25	2.49		04/16/14 14:38	91-20-3	
2-Propanol	**21.2**	ug/m3	1.2	0.20	2.49		04/16/14 14:38	67-63-0	
Propylene	ND	ug/m3	0.87	0.27	2.49		04/16/14 14:38	115-07-1	
Styrene	**4.0**	ug/m3	2.2	0.34	2.49		04/16/14 14:38	100-42-5	
1,1,2,2-Tetrachloroethane	ND	ug/m3	1.7	0.58	2.49		04/16/14 14:38	79-34-5	

REPORT OF LABORATORY ANALYSIS

This report shall not be reproduced, except in full,
without the written consent of Pace Analytical Services, Inc..

Pace Analytical Services, Inc.
1700 Elm Street - Suite 200
Minneapolis, MN 55414
(612)607-1700

ANALYTICAL RESULTS

Project: 60317420St. Louis Park Inv.
Pace Project No.: 10262342

Sample: VP-503 **Lab ID: 10262342009** Collected: 04/01/14 10:15 Received: 04/03/14 16:38 Matrix: Air

Parameters	Results	Units	Report Limit	MDL	DF	Prepared	Analyzed	CAS No.	Qual
TO15 MSV AIR	Analytical Method: TO-15								
Tetrachloroethene	ND	ug/m3	1.7	0.47	2.49		04/16/14 14:38	127-18-4	
Tetrahydrofuran	ND	ug/m3	1.5	0.17	2.49		04/16/14 14:38	109-99-9	
Toluene	**31.7**	ug/m3	1.9	0.34	2.49		04/16/14 14:38	108-88-3	
1,2,4-Trichlorobenzene	ND	ug/m3	3.8	0.49	2.49		04/16/14 14:38	120-82-1	
1,1,1-Trichloroethane	ND	ug/m3	2.8	0.35	2.49		04/16/14 14:38	71-55-6	
1,1,2-Trichloroethane	ND	ug/m3	1.4	0.61	2.49		04/16/14 14:38	79-00-5	
Trichloroethene	ND	ug/m3	1.4	0.44	2.49		04/16/14 14:38	79-01-6	
Trichlorofluoromethane	ND	ug/m3	2.8	0.34	2.49		04/16/14 14:38	75-69-4	
1,1,2-Trichlorotrifluoroethane	ND	ug/m3	4.0	0.40	2.49		04/16/14 14:38	76-13-1	
1,2,4-Trimethylbenzene	**9.0**	ug/m3	2.5	0.30	2.49		04/16/14 14:38	95-63-6	
1,3,5-Trimethylbenzene	**2.7**	ug/m3	2.5	0.52	2.49		04/16/14 14:38	108-67-8	
Vinyl acetate	ND	ug/m3	1.8	0.32	2.49		04/16/14 14:38	108-05-4	
Vinyl chloride	ND	ug/m3	0.65	0.23	2.49		04/16/14 14:38	75-01-4	
m&p-Xylene	**22.0**	ug/m3	4.4	0.26	2.49		04/16/14 14:38	179601-23-1	
o-Xylene	**8.3**	ug/m3	2.2	0.40	2.49		04/16/14 14:38	95-47-6	

REPORT OF LABORATORY ANALYSIS

This report shall not be reproduced, except in full,
without the written consent of Pace Analytical Services, Inc..

Pace Analytical Services, Inc.
1700 Elm Street - Suite 200
Minneapolis, MN 55414
(612)607-1700

ANALYTICAL RESULTS

Project: 60317420St. Louis Park Inv.
Pace Project No.: 10262342

Sample: VP-504 **Lab ID: 10262342010** Collected: 04/01/14 10:50 Received: 04/03/14 16:38 Matrix: Air

Parameters	Results	Units	Report Limit	MDL	DF	Prepared	Analyzed	CAS No.	Qual
TO15 MSV AIR	Analytical Method: TO-15								
Acetone	**153**	ug/m3	1.3	0.64	2.64		04/16/14 15:36	67-64-1	
Benzene	**26.9**	ug/m3	0.86	0.31	2.64		04/16/14 15:36	71-43-2	
Benzyl chloride	ND	ug/m3	2.8	1.4	2.64		04/16/14 15:36	100-44-7	
Bromodichloromethane	ND	ug/m3	3.6	0.48	2.64		04/16/14 15:36	75-27-4	
Bromoform	ND	ug/m3	5.5	0.79	2.64		04/16/14 15:36	75-25-2	
Bromomethane	ND	ug/m3	2.1	0.27	2.64		04/16/14 15:36	74-83-9	
1,3-Butadiene	ND	ug/m3	1.2	0.22	2.64		04/16/14 15:36	106-99-0	
2-Butanone (MEK)	**24.6**	ug/m3	1.6	0.34	2.64		04/16/14 15:36	78-93-3	
Carbon disulfide	**14.2**	ug/m3	1.7	0.19	2.64		04/16/14 15:36	75-15-0	
Carbon tetrachloride	ND	ug/m3	1.7	0.48	2.64		04/16/14 15:36	56-23-5	
Chlorobenzene	ND	ug/m3	2.5	0.28	2.64		04/16/14 15:36	108-90-7	
Chloroethane	ND	ug/m3	1.4	0.36	2.64		04/16/14 15:36	75-00-3	
Chloroform	ND	ug/m3	2.6	0.47	2.64		04/16/14 15:36	67-66-3	
Chloromethane	ND	ug/m3	1.1	0.14	2.64		04/16/14 15:36	74-87-3	
Cyclohexane	**10.2**	ug/m3	1.8	0.33	2.64		04/16/14 15:36	110-82-7	
Dibromochloromethane	ND	ug/m3	4.6	0.72	2.64		04/16/14 15:36	124-48-1	
1,2-Dibromoethane (EDB)	ND	ug/m3	4.1	0.62	2.64		04/16/14 15:36	106-93-4	
1,2-Dichlorobenzene	ND	ug/m3	3.2	0.37	2.64		04/16/14 15:36	95-50-1	
1,3-Dichlorobenzene	ND	ug/m3	3.2	0.61	2.64		04/16/14 15:36	541-73-1	
1,4-Dichlorobenzene	ND	ug/m3	3.2	0.52	2.64		04/16/14 15:36	106-46-7	
Dichlorodifluoromethane	ND	ug/m3	2.7	0.29	2.64		04/16/14 15:36	75-71-8	
1,1-Dichloroethane	ND	ug/m3	2.2	0.37	2.64		04/16/14 15:36	75-34-3	
1,2-Dichloroethane	ND	ug/m3	1.1	0.31	2.64		04/16/14 15:36	107-06-2	
1,1-Dichloroethene	ND	ug/m3	2.1	0.27	2.64		04/16/14 15:36	75-35-4	
cis-1,2-Dichloroethene	ND	ug/m3	2.1	0.31	2.64		04/16/14 15:36	156-59-2	
trans-1,2-Dichloroethene	ND	ug/m3	2.1	0.43	2.64		04/16/14 15:36	156-60-5	
1,2-Dichloropropane	ND	ug/m3	2.5	0.40	2.64		04/16/14 15:36	78-87-5	
cis-1,3-Dichloropropene	ND	ug/m3	2.4	0.32	2.64		04/16/14 15:36	10061-01-5	
trans-1,3-Dichloropropene	ND	ug/m3	2.4	0.40	2.64		04/16/14 15:36	10061-02-6	
Dichlorotetrafluoroethane	ND	ug/m3	3.7	0.39	2.64		04/16/14 15:36	76-14-2	
Ethanol	**140**	ug/m3	1.0	0.51	2.64		04/16/14 15:36	64-17-5	
Ethyl acetate	ND	ug/m3	1.9	0.33	2.64		04/16/14 15:36	141-78-6	
Ethylbenzene	**32.4**	ug/m3	2.3	0.20	2.64		04/16/14 15:36	100-41-4	
4-Ethyltoluene	**6.9**	ug/m3	2.6	0.46	2.64		04/16/14 15:36	622-96-8	
n-Heptane	**20.7**	ug/m3	2.2	0.43	2.64		04/16/14 15:36	142-82-5	
Hexachloro-1,3-butadiene	ND	ug/m3	5.8	1.1	2.64		04/16/14 15:36	87-68-3	
n-Hexane	**19.6**	ug/m3	1.9	0.27	2.64		04/16/14 15:36	110-54-3	
2-Hexanone	ND	ug/m3	2.2	0.56	2.64		04/16/14 15:36	591-78-6	
Methylene Chloride	**15.3**	ug/m3	1.9	0.93	2.64		04/16/14 15:36	75-09-2	
4-Methyl-2-pentanone (MIBK)	**4.3**	ug/m3	2.2	0.45	2.64		04/16/14 15:36	108-10-1	
Methyl-tert-butyl ether	ND	ug/m3	1.9	0.23	2.64		04/16/14 15:36	1634-04-4	
Naphthalene	ND	ug/m3	2.8	0.26	2.64		04/16/14 15:36	91-20-3	
2-Propanol	**32.2**	ug/m3	1.3	0.21	2.64		04/16/14 15:36	67-63-0	
Propylene	ND	ug/m3	0.92	0.29	2.64		04/16/14 15:36	115-07-1	
Styrene	**5.0**	ug/m3	2.3	0.36	2.64		04/16/14 15:36	100-42-5	
1,1,2,2-Tetrachloroethane	ND	ug/m3	1.8	0.62	2.64		04/16/14 15:36	79-34-5	

REPORT OF LABORATORY ANALYSIS

This report shall not be reproduced, except in full,
without the written consent of Pace Analytical Services, Inc..

Pace Analytical Services, Inc.
1700 Elm Street - Suite 200
Minneapolis, MN 55414
(612)607-1700

ANALYTICAL RESULTS

Project: 60317420St. Louis Park Inv.
Pace Project No.: 10262342

Sample: VP-504 **Lab ID: 10262342010** Collected: 04/01/14 10:50 Received: 04/03/14 16:38 Matrix: Air

Parameters	Results	Units	Report Limit	MDL	DF	Prepared	Analyzed	CAS No.	Qual
TO15 MSV AIR	Analytical Method: TO-15								
Tetrachloroethene	**5.7**	ug/m3	1.8	0.50	2.64		04/16/14 15:36	127-18-4	
Tetrahydrofuran	ND	ug/m3	1.6	0.18	2.64		04/16/14 15:36	109-99-9	
Toluene	**119**	ug/m3	2.0	0.36	2.64		04/16/14 15:36	108-88-3	
1,2,4-Trichlorobenzene	ND	ug/m3	4.0	0.52	2.64		04/16/14 15:36	120-82-1	
1,1,1-Trichloroethane	ND	ug/m3	2.9	0.37	2.64		04/16/14 15:36	71-55-6	
1,1,2-Trichloroethane	ND	ug/m3	1.5	0.64	2.64		04/16/14 15:36	79-00-5	
Trichloroethene	**2.0**	ug/m3	1.5	0.47	2.64		04/16/14 15:36	79-01-6	
Trichlorofluoromethane	ND	ug/m3	3.0	0.36	2.64		04/16/14 15:36	75-69-4	
1,1,2-Trichlorotrifluoroethane	ND	ug/m3	4.2	0.42	2.64		04/16/14 15:36	76-13-1	
1,2,4-Trimethylbenzene	**13.8**	ug/m3	2.6	0.32	2.64		04/16/14 15:36	95-63-6	
1,3,5-Trimethylbenzene	**5.0**	ug/m3	2.6	0.55	2.64		04/16/14 15:36	108-67-8	
Vinyl acetate	ND	ug/m3	1.9	0.34	2.64		04/16/14 15:36	108-05-4	
Vinyl chloride	ND	ug/m3	0.69	0.25	2.64		04/16/14 15:36	75-01-4	
m&p-Xylene	**74.6**	ug/m3	4.6	0.28	2.64		04/16/14 15:36	179601-23-1	
o-Xylene	**25.9**	ug/m3	2.3	0.42	2.64		04/16/14 15:36	95-47-6	

REPORT OF LABORATORY ANALYSIS

This report shall not be reproduced, except in full,
without the written consent of Pace Analytical Services, Inc..

Pace Analytical Services, Inc.
1700 Elm Street - Suite 200
Minneapolis, MN 55414
(612)607-1700

ANALYTICAL RESULTS

Project: 60317420St. Louis Park Inv.
Pace Project No.: 10262342

Sample: VP-505 **Lab ID: 10262342011** Collected: 04/01/14 11:07 Received: 04/03/14 16:38 Matrix: Air

Parameters	Results	Units	Report Limit	MDL	DF	Prepared	Analyzed	CAS No.	Qual
TO15 MSV AIR	Analytical Method: TO-15								
Acetone	**44.6**	ug/m3	0.81	0.81	1.68		04/15/14 19:37	67-64-1	
Benzene	**23.0**	ug/m3	0.55	0.15	1.68		04/15/14 19:37	71-43-2	
Benzyl chloride	ND	ug/m3	1.8	1.8	1.68		04/15/14 19:37	100-44-7	
Bromodichloromethane	ND	ug/m3	2.3	0.20	1.68		04/15/14 19:37	75-27-4	
Bromoform	ND	ug/m3	3.5	0.54	1.68		04/15/14 19:37	75-25-2	
Bromomethane	ND	ug/m3	1.3	0.45	1.68		04/15/14 19:37	74-83-9	
1,3-Butadiene	**3.6**	ug/m3	0.76	0.077	1.68		04/15/14 19:37	106-99-0	
2-Butanone (MEK)	**3.7**	ug/m3	1.0	0.18	1.68		04/15/14 19:37	78-93-3	
Carbon disulfide	**13.2**	ug/m3	1.1	0.12	1.68		04/15/14 19:37	75-15-0	
Carbon tetrachloride	ND	ug/m3	1.1	0.22	1.68		04/15/14 19:37	56-23-5	
Chlorobenzene	ND	ug/m3	1.6	0.12	1.68		04/15/14 19:37	108-90-7	
Chloroethane	ND	ug/m3	0.91	0.91	1.68		04/15/14 19:37	75-00-3	
Chloroform	ND	ug/m3	1.7	0.21	1.68		04/15/14 19:37	67-66-3	
Chloromethane	ND	ug/m3	0.71	0.71	1.68		04/15/14 19:37	74-87-3	
Cyclohexane	**6.9**	ug/m3	1.2	0.14	1.68		04/15/14 19:37	110-82-7	
Dibromochloromethane	ND	ug/m3	2.9	0.34	1.68		04/15/14 19:37	124-48-1	
1,2-Dibromoethane (EDB)	ND	ug/m3	2.6	0.35	1.68		04/15/14 19:37	106-93-4	
1,2-Dichlorobenzene	ND	ug/m3	2.0	0.23	1.68		04/15/14 19:37	95-50-1	
1,3-Dichlorobenzene	ND	ug/m3	2.0	0.16	1.68		04/15/14 19:37	541-73-1	
1,4-Dichlorobenzene	ND	ug/m3	2.0	0.24	1.68		04/15/14 19:37	106-46-7	
Dichlorodifluoromethane	ND	ug/m3	1.7	0.16	1.68		04/15/14 19:37	75-71-8	
1,1-Dichloroethane	ND	ug/m3	1.4	0.17	1.68		04/15/14 19:37	75-34-3	
1,2-Dichloroethane	ND	ug/m3	0.69	0.17	1.68		04/15/14 19:37	107-06-2	
1,1-Dichloroethene	ND	ug/m3	1.4	0.11	1.68		04/15/14 19:37	75-35-4	
cis-1,2-Dichloroethene	ND	ug/m3	1.4	0.33	1.68		04/15/14 19:37	156-59-2	
trans-1,2-Dichloroethene	ND	ug/m3	1.4	0.10	1.68		04/15/14 19:37	156-60-5	
1,2-Dichloropropane	ND	ug/m3	1.6	0.18	1.68		04/15/14 19:37	78-87-5	
cis-1,3-Dichloropropene	ND	ug/m3	1.5	0.23	1.68		04/15/14 19:37	10061-01-5	
trans-1,3-Dichloropropene	ND	ug/m3	1.5	0.23	1.68		04/15/14 19:37	10061-02-6	
Dichlorotetrafluoroethane	ND	ug/m3	2.4	0.17	1.68		04/15/14 19:37	76-14-2	
Ethanol	**67.8**	ug/m3	0.64	0.64	1.68		04/15/14 19:37	64-17-5	
Ethyl acetate	**3.1**	ug/m3	1.2	0.16	1.68		04/15/14 19:37	141-78-6	
Ethylbenzene	**10.3**	ug/m3	1.5	0.12	1.68		04/15/14 19:37	100-41-4	
4-Ethyltoluene	**1.9**	ug/m3	1.7	0.15	1.68		04/15/14 19:37	622-96-8	
n-Heptane	**12.5**	ug/m3	1.4	0.22	1.68		04/15/14 19:37	142-82-5	
Hexachloro-1,3-butadiene	ND	ug/m3	3.7	0.69	1.68		04/15/14 19:37	87-68-3	
n-Hexane	**12.1**	ug/m3	1.2	0.15	1.68		04/15/14 19:37	110-54-3	
2-Hexanone	ND	ug/m3	1.4	0.18	1.68		04/15/14 19:37	591-78-6	
Methylene Chloride	**4.4**	ug/m3	1.2	1.2	1.68		04/15/14 19:37	75-09-2	
4-Methyl-2-pentanone (MIBK)	ND	ug/m3	1.4	0.13	1.68		04/15/14 19:37	108-10-1	
Methyl-tert-butyl ether	ND	ug/m3	1.2	0.13	1.68		04/15/14 19:37	1634-04-4	
Naphthalene	ND	ug/m3	1.8	0.22	1.68		04/15/14 19:37	91-20-3	
2-Propanol	**15.0**	ug/m3	0.84	0.48	1.68		04/15/14 19:37	67-63-0	
Propylene	**32.2**	ug/m3	0.59	0.18	1.68		04/15/14 19:37	115-07-1	
Styrene	ND	ug/m3	1.5	0.22	1.68		04/15/14 19:37	100-42-5	
1,1,2,2-Tetrachloroethane	ND	ug/m3	1.2	0.16	1.68		04/15/14 19:37	79-34-5	

REPORT OF LABORATORY ANALYSIS

This report shall not be reproduced, except in full,
without the written consent of Pace Analytical Services, Inc..

Pace Analytical Services, Inc.
1700 Elm Street - Suite 200
Minneapolis, MN 55414
(612)607-1700

ANALYTICAL RESULTS

Project: 60317420St. Louis Park Inv.
Pace Project No.: 10262342

Sample: VP-505 **Lab ID: 10262342011** Collected: 04/01/14 11:07 Received: 04/03/14 16:38 Matrix: Air

Parameters	Results	Units	Report Limit	MDL	DF	Prepared	Analyzed	CAS No.	Qual
TO15 MSV AIR	Analytical Method: TO-15								
Tetrachloroethene	**3.7**	ug/m3	1.2	0.29	1.68		04/15/14 19:37	127-18-4	
Tetrahydrofuran	**1.5**	ug/m3	1.0	0.23	1.68		04/15/14 19:37	109-99-9	
Toluene	**59.7**	ug/m3	1.3	0.12	1.68		04/15/14 19:37	108-88-3	
1,2,4-Trichlorobenzene	ND	ug/m3	2.5	0.33	1.68		04/15/14 19:37	120-82-1	
1,1,1-Trichloroethane	**2.4**	ug/m3	1.9	0.23	1.68		04/15/14 19:37	71-55-6	
1,1,2-Trichloroethane	ND	ug/m3	0.92	0.19	1.68		04/15/14 19:37	79-00-5	
Trichloroethene	ND	ug/m3	0.92	0.25	1.68		04/15/14 19:37	79-01-6	
Trichlorofluoromethane	ND	ug/m3	1.9	0.18	1.68		04/15/14 19:37	75-69-4	
1,1,2-Trichlorotrifluoroethane	ND	ug/m3	2.7	0.24	1.68		04/15/14 19:37	76-13-1	
1,2,4-Trimethylbenzene	**4.6**	ug/m3	1.7	0.19	1.68		04/15/14 19:37	95-63-6	
1,3,5-Trimethylbenzene	ND	ug/m3	1.7	0.19	1.68		04/15/14 19:37	108-67-8	
Vinyl acetate	ND	ug/m3	1.2	0.58	1.68		04/15/14 19:37	108-05-4	
Vinyl chloride	ND	ug/m3	0.44	0.079	1.68		04/15/14 19:37	75-01-4	
m&p-Xylene	**30.2**	ug/m3	3.0	0.14	1.68		04/15/14 19:37	179601-23-1	
o-Xylene	**9.7**	ug/m3	1.5	0.11	1.68		04/15/14 19:37	95-47-6	

This report shall not be reproduced, except in full,
without the written consent of Pace Analytical Services, Inc..

Pace Analytical Services, Inc.
1700 Elm Street - Suite 200
Minneapolis, MN 55414
(612)607-1700

ANALYTICAL RESULTS

Project: 60317420St. Louis Park Inv.
Pace Project No.: 10262342

Sample: VP-506 **Lab ID: 10262342012** Collected: 04/01/14 11:25 Received: 04/03/14 16:38 Matrix: Air

Parameters	Results	Units	Report Limit	MDL	DF	Prepared	Analyzed	CAS No.	Qual
TO15 MSV AIR	Analytical Method: TO-15								
Acetone	**22.5**	ug/m3	0.81	0.40	1.68		04/15/14 22:53	67-64-1	
Benzene	**20.7**	ug/m3	0.55	0.20	1.68		04/15/14 22:53	71-43-2	
Benzyl chloride	ND	ug/m3	1.8	0.88	1.68		04/15/14 22:53	100-44-7	
Bromodichloromethane	ND	ug/m3	2.3	0.31	1.68		04/15/14 22:53	75-27-4	
Bromoform	ND	ug/m3	3.5	0.50	1.68		04/15/14 22:53	75-25-2	
Bromomethane	ND	ug/m3	1.3	0.17	1.68		04/15/14 22:53	74-83-9	
1,3-Butadiene	ND	ug/m3	0.76	0.14	1.68		04/15/14 22:53	106-99-0	
2-Butanone (MEK)	**3.0**	ug/m3	1.0	0.22	1.68		04/15/14 22:53	78-93-3	
Carbon disulfide	**8.7**	ug/m3	1.1	0.12	1.68		04/15/14 22:53	75-15-0	
Carbon tetrachloride	ND	ug/m3	1.1	0.30	1.68		04/15/14 22:53	56-23-5	
Chlorobenzene	ND	ug/m3	1.6	0.18	1.68		04/15/14 22:53	108-90-7	
Chloroethane	ND	ug/m3	0.91	0.23	1.68		04/15/14 22:53	75-00-3	
Chloroform	ND	ug/m3	1.7	0.30	1.68		04/15/14 22:53	67-66-3	
Chloromethane	ND	ug/m3	0.71	0.091	1.68		04/15/14 22:53	74-87-3	
Cyclohexane	**5.6**	ug/m3	1.2	0.21	1.68		04/15/14 22:53	110-82-7	
Dibromochloromethane	ND	ug/m3	2.9	0.46	1.68		04/15/14 22:53	124-48-1	
1,2-Dibromoethane (EDB)	ND	ug/m3	2.6	0.39	1.68		04/15/14 22:53	106-93-4	
1,2-Dichlorobenzene	ND	ug/m3	2.0	0.24	1.68		04/15/14 22:53	95-50-1	
1,3-Dichlorobenzene	ND	ug/m3	2.0	0.39	1.68		04/15/14 22:53	541-73-1	
1,4-Dichlorobenzene	ND	ug/m3	2.0	0.33	1.68		04/15/14 22:53	106-46-7	
Dichlorodifluoromethane	**2.4**	ug/m3	1.7	0.18	1.68		04/15/14 22:53	75-71-8	
1,1-Dichloroethane	ND	ug/m3	1.4	0.24	1.68		04/15/14 22:53	75-34-3	
1,2-Dichloroethane	ND	ug/m3	0.69	0.20	1.68		04/15/14 22:53	107-06-2	
1,1-Dichloroethene	ND	ug/m3	1.4	0.17	1.68		04/15/14 22:53	75-35-4	
cis-1,2-Dichloroethene	ND	ug/m3	1.4	0.20	1.68		04/15/14 22:53	156-59-2	
trans-1,2-Dichloroethene	ND	ug/m3	1.4	0.27	1.68		04/15/14 22:53	156-60-5	
1,2-Dichloropropane	ND	ug/m3	1.6	0.26	1.68		04/15/14 22:53	78-87-5	
cis-1,3-Dichloropropene	ND	ug/m3	1.5	0.20	1.68		04/15/14 22:53	10061-01-5	
trans-1,3-Dichloropropene	ND	ug/m3	1.5	0.25	1.68		04/15/14 22:53	10061-02-6	
Dichlorotetrafluoroethane	ND	ug/m3	2.4	0.25	1.68		04/15/14 22:53	76-14-2	
Ethanol	**31.4**	ug/m3	0.64	0.32	1.68		04/15/14 22:53	64-17-5	
Ethyl acetate	ND	ug/m3	1.2	0.21	1.68		04/15/14 22:53	141-78-6	
Ethylbenzene	**6.4**	ug/m3	1.5	0.12	1.68		04/15/14 22:53	100-41-4	
4-Ethyltoluene	ND	ug/m3	1.7	0.29	1.68		04/15/14 22:53	622-96-8	
n-Heptane	**8.9**	ug/m3	1.4	0.27	1.68		04/15/14 22:53	142-82-5	
Hexachloro-1,3-butadiene	ND	ug/m3	3.7	0.69	1.68		04/15/14 22:53	87-68-3	
n-Hexane	**11.0**	ug/m3	1.2	0.17	1.68		04/15/14 22:53	110-54-3	
2-Hexanone	ND	ug/m3	1.4	0.36	1.68		04/15/14 22:53	591-78-6	
Methylene Chloride	**53.6**	ug/m3	1.2	0.59	1.68		04/15/14 22:53	75-09-2	
4-Methyl-2-pentanone (MIBK)	ND	ug/m3	1.4	0.29	1.68		04/15/14 22:53	108-10-1	
Methyl-tert-butyl ether	ND	ug/m3	1.2	0.15	1.68		04/15/14 22:53	1634-04-4	
Naphthalene	ND	ug/m3	1.8	0.17	1.68		04/15/14 22:53	91-20-3	
2-Propanol	**15.6**	ug/m3	0.84	0.13	1.68		04/15/14 22:53	67-63-0	
Propylene	**61.7**	ug/m3	0.59	0.18	1.68		04/15/14 22:53	115-07-1	
Styrene	ND	ug/m3	1.5	0.23	1.68		04/15/14 22:53	100-42-5	
1,1,2,2-Tetrachloroethane	ND	ug/m3	1.2	0.39	1.68		04/15/14 22:53	79-34-5	

REPORT OF LABORATORY ANALYSIS

This report shall not be reproduced, except in full,
without the written consent of Pace Analytical Services, Inc..

Pace Analytical Services, Inc.
1700 Elm Street - Suite 200
Minneapolis, MN 55414
(612)607-1700

ANALYTICAL RESULTS

Project: 60317420St. Louis Park Inv.
Pace Project No.: 10262342

Sample: VP-506 **Lab ID: 10262342012** Collected: 04/01/14 11:25 Received: 04/03/14 16:38 Matrix: Air

Parameters	Results	Units	Report Limit	MDL	DF	Prepared	Analyzed	CAS No.	Qual
TO15 MSV AIR	Analytical Method: TO-15								
Tetrachloroethene	**2.8**	ug/m3	1.2	0.32	1.68		04/15/14 22:53	127-18-4	
Tetrahydrofuran	ND	ug/m3	1.0	0.11	1.68		04/15/14 22:53	109-99-9	
Toluene	**43.2**	ug/m3	1.3	0.23	1.68		04/15/14 22:53	108-88-3	
1,2,4-Trichlorobenzene	ND	ug/m3	2.5	0.33	1.68		04/15/14 22:53	120-82-1	
1,1,1-Trichloroethane	ND	ug/m3	1.9	0.23	1.68		04/15/14 22:53	71-55-6	
1,1,2-Trichloroethane	ND	ug/m3	0.92	0.41	1.68		04/15/14 22:53	79-00-5	
Trichloroethene	ND	ug/m3	0.92	0.30	1.68		04/15/14 22:53	79-01-6	
Trichlorofluoromethane	ND	ug/m3	1.9	0.23	1.68		04/15/14 22:53	75-69-4	
1,1,2-Trichlorotrifluoroethane	ND	ug/m3	2.7	0.27	1.68		04/15/14 22:53	76-13-1	
1,2,4-Trimethylbenzene	**3.4**	ug/m3	1.7	0.20	1.68		04/15/14 22:53	95-63-6	
1,3,5-Trimethylbenzene	ND	ug/m3	1.7	0.35	1.68		04/15/14 22:53	108-67-8	
Vinyl acetate	ND	ug/m3	1.2	0.22	1.68		04/15/14 22:53	108-05-4	
Vinyl chloride	ND	ug/m3	0.44	0.16	1.68		04/15/14 22:53	75-01-4	
m&p-Xylene	**18.4**	ug/m3	3.0	0.18	1.68		04/15/14 22:53	179601-23-1	
o-Xylene	**5.8**	ug/m3	1.5	0.27	1.68		04/15/14 22:53	95-47-6	

REPORT OF LABORATORY ANALYSIS

This report shall not be reproduced, except in full,
without the written consent of Pace Analytical Services, Inc..

Pace Analytical Services, Inc.
1700 Elm Street - Suite 200
Minneapolis, MN 55414
(612)607-1700

ANALYTICAL RESULTS

Project: 60317420St. Louis Park Inv.
Pace Project No.: 10262342

Sample: VP-506A **Lab ID: 10262342013** Collected: 04/01/14 11:28 Received: 04/03/14 16:38 Matrix: Air

Parameters	Results	Units	Report Limit	MDL	DF	Prepared	Analyzed	CAS No.	Qual
TO15 MSV AIR	Analytical Method: TO-15								
Acetone	**50.1**	ug/m3	0.84	0.42	1.74		04/15/14 22:24	67-64-1	
Benzene	**34.3**	ug/m3	0.57	0.21	1.74		04/15/14 22:24	71-43-2	
Benzyl chloride	ND	ug/m3	1.8	0.91	1.74		04/15/14 22:24	100-44-7	
Bromodichloromethane	ND	ug/m3	2.4	0.32	1.74		04/15/14 22:24	75-27-4	
Bromoform	ND	ug/m3	3.7	0.52	1.74		04/15/14 22:24	75-25-2	
Bromomethane	ND	ug/m3	1.4	0.18	1.74		04/15/14 22:24	74-83-9	
1,3-Butadiene	ND	ug/m3	0.78	0.15	1.74		04/15/14 22:24	106-99-0	
2-Butanone (MEK)	**14.8**	ug/m3	1.0	0.23	1.74		04/15/14 22:24	78-93-3	
Carbon disulfide	**15.0**	ug/m3	1.1	0.12	1.74		04/15/14 22:24	75-15-0	
Carbon tetrachloride	ND	ug/m3	1.1	0.31	1.74		04/15/14 22:24	56-23-5	
Chlorobenzene	ND	ug/m3	1.6	0.18	1.74		04/15/14 22:24	108-90-7	
Chloroethane	ND	ug/m3	0.94	0.24	1.74		04/15/14 22:24	75-00-3	
Chloroform	ND	ug/m3	1.7	0.31	1.74		04/15/14 22:24	67-66-3	
Chloromethane	ND	ug/m3	0.73	0.094	1.74		04/15/14 22:24	74-87-3	
Cyclohexane	**8.7**	ug/m3	1.2	0.22	1.74		04/15/14 22:24	110-82-7	
Dibromochloromethane	ND	ug/m3	3.0	0.47	1.74		04/15/14 22:24	124-48-1	
1,2-Dibromoethane (EDB)	ND	ug/m3	2.7	0.41	1.74		04/15/14 22:24	106-93-4	
1,2-Dichlorobenzene	ND	ug/m3	2.1	0.25	1.74		04/15/14 22:24	95-50-1	
1,3-Dichlorobenzene	ND	ug/m3	2.1	0.40	1.74		04/15/14 22:24	541-73-1	
1,4-Dichlorobenzene	ND	ug/m3	2.1	0.34	1.74		04/15/14 22:24	106-46-7	
Dichlorodifluoromethane	**2.4**	ug/m3	1.8	0.19	1.74		04/15/14 22:24	75-71-8	
1,1-Dichloroethane	ND	ug/m3	1.4	0.24	1.74		04/15/14 22:24	75-34-3	
1,2-Dichloroethane	ND	ug/m3	0.71	0.21	1.74		04/15/14 22:24	107-06-2	
1,1-Dichloroethene	ND	ug/m3	1.4	0.18	1.74		04/15/14 22:24	75-35-4	
cis-1,2-Dichloroethene	ND	ug/m3	1.4	0.21	1.74		04/15/14 22:24	156-59-2	
trans-1,2-Dichloroethene	ND	ug/m3	1.4	0.28	1.74		04/15/14 22:24	156-60-5	
1,2-Dichloropropane	ND	ug/m3	1.6	0.26	1.74		04/15/14 22:24	78-87-5	
cis-1,3-Dichloropropene	ND	ug/m3	1.6	0.21	1.74		04/15/14 22:24	10061-01-5	
trans-1,3-Dichloropropene	ND	ug/m3	1.6	0.26	1.74		04/15/14 22:24	10061-02-6	
Dichlorotetrafluoroethane	ND	ug/m3	2.5	0.26	1.74		04/15/14 22:24	76-14-2	
Ethanol	**42.4**	ug/m3	0.66	0.33	1.74		04/15/14 22:24	64-17-5	
Ethyl acetate	ND	ug/m3	1.3	0.22	1.74		04/15/14 22:24	141-78-6	
Ethylbenzene	**12.0**	ug/m3	1.5	0.13	1.74		04/15/14 22:24	100-41-4	
4-Ethyltoluene	**2.6**	ug/m3	1.7	0.30	1.74		04/15/14 22:24	622-96-8	
n-Heptane	**13.7**	ug/m3	1.4	0.28	1.74		04/15/14 22:24	142-82-5	
Hexachloro-1,3-butadiene	ND	ug/m3	3.8	0.71	1.74		04/15/14 22:24	87-68-3	
n-Hexane	**17.6**	ug/m3	1.3	0.18	1.74		04/15/14 22:24	110-54-3	
2-Hexanone	ND	ug/m3	1.4	0.37	1.74		04/15/14 22:24	591-78-6	
Methylene Chloride	**65.3**	ug/m3	1.2	0.61	1.74		04/15/14 22:24	75-09-2	
4-Methyl-2-pentanone (MIBK)	ND	ug/m3	1.4	0.30	1.74		04/15/14 22:24	108-10-1	
Methyl-tert-butyl ether	ND	ug/m3	1.3	0.15	1.74		04/15/14 22:24	1634-04-4	
Naphthalene	ND	ug/m3	1.9	0.17	1.74		04/15/14 22:24	91-20-3	
2-Propanol	**27.2**	ug/m3	0.87	0.14	1.74		04/15/14 22:24	67-63-0	
Propylene	**98.4**	ug/m3	0.61	0.19	1.74		04/15/14 22:24	115-07-1	
Styrene	**3.0**	ug/m3	1.5	0.23	1.74		04/15/14 22:24	100-42-5	
1,1,2,2-Tetrachloroethane	ND	ug/m3	1.2	0.41	1.74		04/15/14 22:24	79-34-5	

REPORT OF LABORATORY ANALYSIS

This report shall not be reproduced, except in full,
without the written consent of Pace Analytical Services, Inc..

Pace Analytical Services, Inc.
1700 Elm Street - Suite 200
Minneapolis, MN 55414
(612)607-1700

ANALYTICAL RESULTS

Project: 60317420St. Louis Park Inv.
Pace Project No.: 10262342

Sample: VP-506A **Lab ID: 10262342013** Collected: 04/01/14 11:28 Received: 04/03/14 16:38 Matrix: Air

Parameters	Results	Units	Report Limit	MDL	DF	Prepared	Analyzed	CAS No.	Qual
TO15 MSV AIR	Analytical Method: TO-15								
Tetrachloroethene	**6.4**	ug/m3	1.2	0.33	1.74		04/15/14 22:24	127-18-4	
Tetrahydrofuran	ND	ug/m3	1.0	0.12	1.74		04/15/14 22:24	109-99-9	
Toluene	**78.7**	ug/m3	1.3	0.23	1.74		04/15/14 22:24	108-88-3	
1,2,4-Trichlorobenzene	ND	ug/m3	2.6	0.34	1.74		04/15/14 22:24	120-82-1	
1,1,1-Trichloroethane	ND	ug/m3	1.9	0.24	1.74		04/15/14 22:24	71-55-6	
1,1,2-Trichloroethane	ND	ug/m3	0.96	0.42	1.74		04/15/14 22:24	79-00-5	
Trichloroethene	ND	ug/m3	0.96	0.31	1.74		04/15/14 22:24	79-01-6	
Trichlorofluoromethane	ND	ug/m3	2.0	0.24	1.74		04/15/14 22:24	75-69-4	
1,1,2-Trichlorotrifluoroethane	ND	ug/m3	2.8	0.28	1.74		04/15/14 22:24	76-13-1	
1,2,4-Trimethylbenzene	**4.9**	ug/m3	1.7	0.21	1.74		04/15/14 22:24	95-63-6	
1,3,5-Trimethylbenzene	ND	ug/m3	1.7	0.36	1.74		04/15/14 22:24	108-67-8	
Vinyl acetate	ND	ug/m3	1.2	0.22	1.74		04/15/14 22:24	108-05-4	
Vinyl chloride	ND	ug/m3	0.45	0.16	1.74		04/15/14 22:24	75-01-4	
m&p-Xylene	**33.3**	ug/m3	3.1	0.18	1.74		04/15/14 22:24	179601-23-1	
o-Xylene	**10.8**	ug/m3	1.5	0.28	1.74		04/15/14 22:24	95-47-6	

REPORT OF LABORATORY ANALYSIS

This report shall not be reproduced, except in full,
without the written consent of Pace Analytical Services, Inc..

Pace Analytical Services, Inc.
1700 Elm Street - Suite 200
Minneapolis, MN 55414
(612)607-1700

ANALYTICAL RESULTS

Project: 60317420St. Louis Park Inv.
Pace Project No.: 10262342

Sample: VP-507 **Lab ID: 10262342014** Collected: 04/01/14 12:48 Received: 04/03/14 16:38 Matrix: Air

Parameters	Results	Units	Report Limit	MDL	DF	Prepared	Analyzed	CAS No.	Qual
TO15 MSV AIR	Analytical Method: TO-15								
Acetone	**28.5**	ug/m3	0.84	0.42	1.74		04/15/14 20:30	67-64-1	
Benzene	**25.4**	ug/m3	0.57	0.21	1.74		04/15/14 20:30	71-43-2	
Benzyl chloride	ND	ug/m3	1.8	0.91	1.74		04/15/14 20:30	100-44-7	
Bromodichloromethane	ND	ug/m3	2.4	0.32	1.74		04/15/14 20:30	75-27-4	
Bromoform	ND	ug/m3	3.7	0.52	1.74		04/15/14 20:30	75-25-2	
Bromomethane	ND	ug/m3	1.4	0.18	1.74		04/15/14 20:30	74-83-9	
1,3-Butadiene	ND	ug/m3	0.78	0.15	1.74		04/15/14 20:30	106-99-0	
2-Butanone (MEK)	**1.5**	ug/m3	1.0	0.23	1.74		04/15/14 20:30	78-93-3	
Carbon disulfide	**8.7**	ug/m3	1.1	0.12	1.74		04/15/14 20:30	75-15-0	
Carbon tetrachloride	ND	ug/m3	1.1	0.31	1.74		04/15/14 20:30	56-23-5	
Chlorobenzene	ND	ug/m3	1.6	0.18	1.74		04/15/14 20:30	108-90-7	
Chloroethane	ND	ug/m3	0.94	0.24	1.74		04/15/14 20:30	75-00-3	
Chloroform	ND	ug/m3	1.7	0.31	1.74		04/15/14 20:30	67-66-3	
Chloromethane	ND	ug/m3	0.73	0.094	1.74		04/15/14 20:30	74-87-3	
Cyclohexane	**8.1**	ug/m3	1.2	0.22	1.74		04/15/14 20:30	110-82-7	
Dibromochloromethane	ND	ug/m3	3.0	0.47	1.74		04/15/14 20:30	124-48-1	
1,2-Dibromoethane (EDB)	ND	ug/m3	2.7	0.41	1.74		04/15/14 20:30	106-93-4	
1,2-Dichlorobenzene	ND	ug/m3	2.1	0.25	1.74		04/15/14 20:30	95-50-1	
1,3-Dichlorobenzene	ND	ug/m3	2.1	0.40	1.74		04/15/14 20:30	541-73-1	
1,4-Dichlorobenzene	ND	ug/m3	2.1	0.34	1.74		04/15/14 20:30	106-46-7	
Dichlorodifluoromethane	**2.7**	ug/m3	1.8	0.19	1.74		04/15/14 20:30	75-71-8	
1,1-Dichloroethane	ND	ug/m3	1.4	0.24	1.74		04/15/14 20:30	75-34-3	
1,2-Dichloroethane	ND	ug/m3	0.71	0.21	1.74		04/15/14 20:30	107-06-2	
1,1-Dichloroethene	ND	ug/m3	1.4	0.18	1.74		04/15/14 20:30	75-35-4	
cis-1,2-Dichloroethene	ND	ug/m3	1.4	0.21	1.74		04/15/14 20:30	156-59-2	
trans-1,2-Dichloroethene	ND	ug/m3	1.4	0.28	1.74		04/15/14 20:30	156-60-5	
1,2-Dichloropropane	ND	ug/m3	1.6	0.26	1.74		04/15/14 20:30	78-87-5	
cis-1,3-Dichloropropene	ND	ug/m3	1.6	0.21	1.74		04/15/14 20:30	10061-01-5	
trans-1,3-Dichloropropene	ND	ug/m3	1.6	0.26	1.74		04/15/14 20:30	10061-02-6	
Dichlorotetrafluoroethane	ND	ug/m3	2.5	0.26	1.74		04/15/14 20:30	76-14-2	
Ethanol	**36.9**	ug/m3	0.66	0.33	1.74		04/15/14 20:30	64-17-5	
Ethyl acetate	ND	ug/m3	1.3	0.22	1.74		04/15/14 20:30	141-78-6	
Ethylbenzene	**9.4**	ug/m3	1.5	0.13	1.74		04/15/14 20:30	100-41-4	
4-Ethyltoluene	**2.3**	ug/m3	1.7	0.30	1.74		04/15/14 20:30	622-96-8	
n-Heptane	**10.9**	ug/m3	1.4	0.28	1.74		04/15/14 20:30	142-82-5	
Hexachloro-1,3-butadiene	ND	ug/m3	3.8	0.71	1.74		04/15/14 20:30	87-68-3	
n-Hexane	**13.8**	ug/m3	1.3	0.18	1.74		04/15/14 20:30	110-54-3	
2-Hexanone	ND	ug/m3	1.4	0.37	1.74		04/15/14 20:30	591-78-6	
Methylene Chloride	**69.3**	ug/m3	1.2	0.61	1.74		04/15/14 20:30	75-09-2	
4-Methyl-2-pentanone (MIBK)	ND	ug/m3	1.4	0.30	1.74		04/15/14 20:30	108-10-1	
Methyl-tert-butyl ether	ND	ug/m3	1.3	0.15	1.74		04/15/14 20:30	1634-04-4	
Naphthalene	ND	ug/m3	1.9	0.17	1.74		04/15/14 20:30	91-20-3	
2-Propanol	**27.6**	ug/m3	0.87	0.14	1.74		04/15/14 20:30	67-63-0	
Propylene	**76.1**	ug/m3	0.61	0.19	1.74		04/15/14 20:30	115-07-1	
Styrene	**2.8**	ug/m3	1.5	0.23	1.74		04/15/14 20:30	100-42-5	
1,1,2,2-Tetrachloroethane	ND	ug/m3	1.2	0.41	1.74		04/15/14 20:30	79-34-5	

REPORT OF LABORATORY ANALYSIS

This report shall not be reproduced, except in full,
without the written consent of Pace Analytical Services, Inc..

Pace Analytical Services, Inc.
1700 Elm Street - Suite 200
Minneapolis, MN 55414
(612)607-1700

ANALYTICAL RESULTS

Project: 60317420St. Louis Park Inv.
Pace Project No.: 10262342

Sample: VP-507 **Lab ID: 10262342014** Collected: 04/01/14 12:48 Received: 04/03/14 16:38 Matrix: Air

Parameters	Results	Units	Report Limit	MDL	DF	Prepared	Analyzed	CAS No.	Qual
TO15 MSV AIR	Analytical Method: TO-15								
Tetrachloroethene	**4.8**	ug/m3	1.2	0.33	1.74		04/15/14 20:30	127-18-4	
Tetrahydrofuran	ND	ug/m3	1.0	0.12	1.74		04/15/14 20:30	109-99-9	
Toluene	**59.9**	ug/m3	1.3	0.23	1.74		04/15/14 20:30	108-88-3	
1,2,4-Trichlorobenzene	ND	ug/m3	2.6	0.34	1.74		04/15/14 20:30	120-82-1	
1,1,1-Trichloroethane	ND	ug/m3	1.9	0.24	1.74		04/15/14 20:30	71-55-6	
1,1,2-Trichloroethane	ND	ug/m3	0.96	0.42	1.74		04/15/14 20:30	79-00-5	
Trichloroethene	ND	ug/m3	0.96	0.31	1.74		04/15/14 20:30	79-01-6	
Trichlorofluoromethane	ND	ug/m3	2.0	0.24	1.74		04/15/14 20:30	75-69-4	
1,1,2-Trichlorotrifluoroethane	ND	ug/m3	2.8	0.28	1.74		04/15/14 20:30	76-13-1	
1,2,4-Trimethylbenzene	**5.7**	ug/m3	1.7	0.21	1.74		04/15/14 20:30	95-63-6	
1,3,5-Trimethylbenzene	ND	ug/m3	1.7	0.36	1.74		04/15/14 20:30	108-67-8	
Vinyl acetate	ND	ug/m3	1.2	0.22	1.74		04/15/14 20:30	108-05-4	
Vinyl chloride	ND	ug/m3	0.45	0.16	1.74		04/15/14 20:30	75-01-4	
m&p-Xylene	**26.4**	ug/m3	3.1	0.18	1.74		04/15/14 20:30	179601-23-1	
o-Xylene	**9.0**	ug/m3	1.5	0.28	1.74		04/15/14 20:30	95-47-6	

REPORT OF LABORATORY ANALYSIS

This report shall not be reproduced, except in full,
without the written consent of Pace Analytical Services, Inc..

Pace Analytical Services, Inc.
1700 Elm Street - Suite 200
Minneapolis, MN 55414
(612)607-1700

ANALYTICAL RESULTS

Project: 60317420St. Louis Park Inv.
Pace Project No.: 10262342

Sample: VP-508 **Lab ID: 10262342015** Collected: 04/01/14 13:30 Received: 04/03/14 16:38 Matrix: Air

Parameters	Results	Units	Report Limit	MDL	DF	Prepared	Analyzed	CAS No.	Qual
TO15 MSV AIR	Analytical Method: TO-15								
Acetone	**47.8**	ug/m3	0.81	0.40	1.68		04/15/14 21:56	67-64-1	
Benzene	**28.0**	ug/m3	0.55	0.20	1.68		04/15/14 21:56	71-43-2	
Benzyl chloride	ND	ug/m3	1.8	0.88	1.68		04/15/14 21:56	100-44-7	
Bromodichloromethane	ND	ug/m3	2.3	0.31	1.68		04/15/14 21:56	75-27-4	
Bromoform	ND	ug/m3	3.5	0.50	1.68		04/15/14 21:56	75-25-2	
Bromomethane	ND	ug/m3	1.3	0.17	1.68		04/15/14 21:56	74-83-9	
1,3-Butadiene	ND	ug/m3	0.76	0.14	1.68		04/15/14 21:56	106-99-0	
2-Butanone (MEK)	**5.1**	ug/m3	1.0	0.22	1.68		04/15/14 21:56	78-93-3	
Carbon disulfide	**14.8**	ug/m3	1.1	0.12	1.68		04/15/14 21:56	75-15-0	
Carbon tetrachloride	ND	ug/m3	1.1	0.30	1.68		04/15/14 21:56	56-23-5	
Chlorobenzene	ND	ug/m3	1.6	0.18	1.68		04/15/14 21:56	108-90-7	
Chloroethane	ND	ug/m3	0.91	0.23	1.68		04/15/14 21:56	75-00-3	
Chloroform	ND	ug/m3	1.7	0.30	1.68		04/15/14 21:56	67-66-3	
Chloromethane	ND	ug/m3	0.71	0.091	1.68		04/15/14 21:56	74-87-3	
Cyclohexane	**17.0**	ug/m3	1.2	0.21	1.68		04/15/14 21:56	110-82-7	
Dibromochloromethane	ND	ug/m3	2.9	0.46	1.68		04/15/14 21:56	124-48-1	
1,2-Dibromoethane (EDB)	ND	ug/m3	2.6	0.39	1.68		04/15/14 21:56	106-93-4	
1,2-Dichlorobenzene	ND	ug/m3	2.0	0.24	1.68		04/15/14 21:56	95-50-1	
1,3-Dichlorobenzene	ND	ug/m3	2.0	0.39	1.68		04/15/14 21:56	541-73-1	
1,4-Dichlorobenzene	ND	ug/m3	2.0	0.33	1.68		04/15/14 21:56	106-46-7	
Dichlorodifluoromethane	**2.3**	ug/m3	1.7	0.18	1.68		04/15/14 21:56	75-71-8	
1,1-Dichloroethane	ND	ug/m3	1.4	0.24	1.68		04/15/14 21:56	75-34-3	
1,2-Dichloroethane	ND	ug/m3	0.69	0.20	1.68		04/15/14 21:56	107-06-2	
1,1-Dichloroethene	ND	ug/m3	1.4	0.17	1.68		04/15/14 21:56	75-35-4	
cis-1,2-Dichloroethene	ND	ug/m3	1.4	0.20	1.68		04/15/14 21:56	156-59-2	
trans-1,2-Dichloroethene	ND	ug/m3	1.4	0.27	1.68		04/15/14 21:56	156-60-5	
1,2-Dichloropropane	ND	ug/m3	1.6	0.26	1.68		04/15/14 21:56	78-87-5	
cis-1,3-Dichloropropene	ND	ug/m3	1.5	0.20	1.68		04/15/14 21:56	10061-01-5	
trans-1,3-Dichloropropene	ND	ug/m3	1.5	0.25	1.68		04/15/14 21:56	10061-02-6	
Dichlorotetrafluoroethane	ND	ug/m3	2.4	0.25	1.68		04/15/14 21:56	76-14-2	
Ethanol	**47.4**	ug/m3	0.64	0.32	1.68		04/15/14 21:56	64-17-5	
Ethyl acetate	ND	ug/m3	1.2	0.21	1.68		04/15/14 21:56	141-78-6	
Ethylbenzene	**19.8**	ug/m3	1.5	0.12	1.68		04/15/14 21:56	100-41-4	
4-Ethyltoluene	**3.5**	ug/m3	1.7	0.29	1.68		04/15/14 21:56	622-96-8	
n-Heptane	**21.0**	ug/m3	1.4	0.27	1.68		04/15/14 21:56	142-82-5	
Hexachloro-1,3-butadiene	ND	ug/m3	3.7	0.69	1.68		04/15/14 21:56	87-68-3	
n-Hexane	**27.5**	ug/m3	1.2	0.17	1.68		04/15/14 21:56	110-54-3	
2-Hexanone	ND	ug/m3	1.4	0.36	1.68		04/15/14 21:56	591-78-6	
Methylene Chloride	**37.4**	ug/m3	1.2	0.59	1.68		04/15/14 21:56	75-09-2	
4-Methyl-2-pentanone (MIBK)	ND	ug/m3	1.4	0.29	1.68		04/15/14 21:56	108-10-1	
Methyl-tert-butyl ether	ND	ug/m3	1.2	0.15	1.68		04/15/14 21:56	1634-04-4	
Naphthalene	ND	ug/m3	1.8	0.17	1.68		04/15/14 21:56	91-20-3	
2-Propanol	**19.4**	ug/m3	0.84	0.13	1.68		04/15/14 21:56	67-63-0	
Propylene	ND	ug/m3	0.59	0.18	1.68		04/15/14 21:56	115-07-1	
Styrene	ND	ug/m3	1.5	0.23	1.68		04/15/14 21:56	100-42-5	
1,1,2,2-Tetrachloroethane	ND	ug/m3	1.2	0.39	1.68		04/15/14 21:56	79-34-5	

REPORT OF LABORATORY ANALYSIS

This report shall not be reproduced, except in full,
without the written consent of Pace Analytical Services, Inc..

Pace Analytical Services, Inc.
1700 Elm Street - Suite 200
Minneapolis, MN 55414
(612)607-1700

ANALYTICAL RESULTS

Project: 60317420St. Louis Park Inv.
Pace Project No.: 10262342

Sample: VP-508 **Lab ID: 10262342015** Collected: 04/01/14 13:30 Received: 04/03/14 16:38 Matrix: Air

Parameters	Results	Units	Report Limit	MDL	DF	Prepared	Analyzed	CAS No.	Qual
TO15 MSV AIR	Analytical Method: TO-15								
Tetrachloroethene	**7.0**	ug/m3	1.2	0.32	1.68		04/15/14 21:56	127-18-4	
Tetrahydrofuran	ND	ug/m3	1.0	0.11	1.68		04/15/14 21:56	109-99-9	
Toluene	**82.7**	ug/m3	1.3	0.23	1.68		04/15/14 21:56	108-88-3	
1,2,4-Trichlorobenzene	ND	ug/m3	2.5	0.33	1.68		04/15/14 21:56	120-82-1	
1,1,1-Trichloroethane	ND	ug/m3	1.9	0.23	1.68		04/15/14 21:56	71-55-6	
1,1,2-Trichloroethane	ND	ug/m3	0.92	0.41	1.68		04/15/14 21:56	79-00-5	
Trichloroethene	**3.9**	ug/m3	0.92	0.30	1.68		04/15/14 21:56	79-01-6	
Trichlorofluoromethane	ND	ug/m3	1.9	0.23	1.68		04/15/14 21:56	75-69-4	
1,1,2-Trichlorotrifluoroethane	ND	ug/m3	2.7	0.27	1.68		04/15/14 21:56	76-13-1	
1,2,4-Trimethylbenzene	**6.7**	ug/m3	1.7	0.20	1.68		04/15/14 21:56	95-63-6	
1,3,5-Trimethylbenzene	**2.2**	ug/m3	1.7	0.35	1.68		04/15/14 21:56	108-67-8	
Vinyl acetate	ND	ug/m3	1.2	0.22	1.68		04/15/14 21:56	108-05-4	
Vinyl chloride	ND	ug/m3	0.44	0.16	1.68		04/15/14 21:56	75-01-4	
m&p-Xylene	**43.0**	ug/m3	3.0	0.18	1.68		04/15/14 21:56	179601-23-1	
o-Xylene	**14.1**	ug/m3	1.5	0.27	1.68		04/15/14 21:56	95-47-6	

REPORT OF LABORATORY ANALYSIS

This report shall not be reproduced, except in full,
without the written consent of Pace Analytical Services, Inc..

Pace Analytical Services, Inc.
1700 Elm Street - Suite 200
Minneapolis, MN 55414
(612)607-1700

ANALYTICAL RESULTS

Project: 60317420St. Louis Park Inv.
Pace Project No.: 10262342

Sample: VP-509 **Lab ID: 10262342016** Collected: 04/01/14 13:37 Received: 04/03/14 16:38 Matrix: Air

Parameters	Results	Units	Report Limit	MDL	DF	Prepared	Analyzed	CAS No.	Qual
TO15 MSV AIR	Analytical Method: TO-15								
Acetone	**57.8**	ug/m3	0.81	0.40	1.68		04/15/14 21:27	67-64-1	
Benzene	**33.9**	ug/m3	0.55	0.20	1.68		04/15/14 21:27	71-43-2	
Benzyl chloride	ND	ug/m3	1.8	0.88	1.68		04/15/14 21:27	100-44-7	
Bromodichloromethane	ND	ug/m3	2.3	0.31	1.68		04/15/14 21:27	75-27-4	
Bromoform	ND	ug/m3	3.5	0.50	1.68		04/15/14 21:27	75-25-2	
Bromomethane	ND	ug/m3	1.3	0.17	1.68		04/15/14 21:27	74-83-9	
1,3-Butadiene	ND	ug/m3	0.76	0.14	1.68		04/15/14 21:27	106-99-0	
2-Butanone (MEK)	**8.8**	ug/m3	1.0	0.22	1.68		04/15/14 21:27	78-93-3	
Carbon disulfide	**11.6**	ug/m3	1.1	0.12	1.68		04/15/14 21:27	75-15-0	
Carbon tetrachloride	ND	ug/m3	1.1	0.30	1.68		04/15/14 21:27	56-23-5	
Chlorobenzene	ND	ug/m3	1.6	0.18	1.68		04/15/14 21:27	108-90-7	
Chloroethane	ND	ug/m3	0.91	0.23	1.68		04/15/14 21:27	75-00-3	
Chloroform	ND	ug/m3	1.7	0.30	1.68		04/15/14 21:27	67-66-3	
Chloromethane	ND	ug/m3	0.71	0.091	1.68		04/15/14 21:27	74-87-3	
Cyclohexane	**9.8**	ug/m3	1.2	0.21	1.68		04/15/14 21:27	110-82-7	
Dibromochloromethane	ND	ug/m3	2.9	0.46	1.68		04/15/14 21:27	124-48-1	
1,2-Dibromoethane (EDB)	ND	ug/m3	2.6	0.39	1.68		04/15/14 21:27	106-93-4	
1,2-Dichlorobenzene	ND	ug/m3	2.0	0.24	1.68		04/15/14 21:27	95-50-1	
1,3-Dichlorobenzene	ND	ug/m3	2.0	0.39	1.68		04/15/14 21:27	541-73-1	
1,4-Dichlorobenzene	ND	ug/m3	2.0	0.33	1.68		04/15/14 21:27	106-46-7	
Dichlorodifluoromethane	**1.9**	ug/m3	1.7	0.18	1.68		04/15/14 21:27	75-71-8	
1,1-Dichloroethane	ND	ug/m3	1.4	0.24	1.68		04/15/14 21:27	75-34-3	
1,2-Dichloroethane	ND	ug/m3	0.69	0.20	1.68		04/15/14 21:27	107-06-2	
1,1-Dichloroethene	ND	ug/m3	1.4	0.17	1.68		04/15/14 21:27	75-35-4	
cis-1,2-Dichloroethene	ND	ug/m3	1.4	0.20	1.68		04/15/14 21:27	156-59-2	
trans-1,2-Dichloroethene	ND	ug/m3	1.4	0.27	1.68		04/15/14 21:27	156-60-5	
1,2-Dichloropropane	ND	ug/m3	1.6	0.26	1.68		04/15/14 21:27	78-87-5	
cis-1,3-Dichloropropene	ND	ug/m3	1.5	0.20	1.68		04/15/14 21:27	10061-01-5	
trans-1,3-Dichloropropene	ND	ug/m3	1.5	0.25	1.68		04/15/14 21:27	10061-02-6	
Dichlorotetrafluoroethane	ND	ug/m3	2.4	0.25	1.68		04/15/14 21:27	76-14-2	
Ethanol	**54.7**	ug/m3	0.64	0.32	1.68		04/15/14 21:27	64-17-5	
Ethyl acetate	ND	ug/m3	1.2	0.21	1.68		04/15/14 21:27	141-78-6	
Ethylbenzene	**18.6**	ug/m3	1.5	0.12	1.68		04/15/14 21:27	100-41-4	
4-Ethyltoluene	**3.4**	ug/m3	1.7	0.29	1.68		04/15/14 21:27	622-96-8	
n-Heptane	**14.0**	ug/m3	1.4	0.27	1.68		04/15/14 21:27	142-82-5	
Hexachloro-1,3-butadiene	ND	ug/m3	3.7	0.69	1.68		04/15/14 21:27	87-68-3	
n-Hexane	**15.5**	ug/m3	1.2	0.17	1.68		04/15/14 21:27	110-54-3	
2-Hexanone	ND	ug/m3	1.4	0.36	1.68		04/15/14 21:27	591-78-6	
Methylene Chloride	**17.0**	ug/m3	1.2	0.59	1.68		04/15/14 21:27	75-09-2	
4-Methyl-2-pentanone (MIBK)	ND	ug/m3	1.4	0.29	1.68		04/15/14 21:27	108-10-1	
Methyl-tert-butyl ether	ND	ug/m3	1.2	0.15	1.68		04/15/14 21:27	1634-04-4	
Naphthalene	ND	ug/m3	1.8	0.17	1.68		04/15/14 21:27	91-20-3	
2-Propanol	**17.0**	ug/m3	0.84	0.13	1.68		04/15/14 21:27	67-63-0	
Propylene	ND	ug/m3	0.59	0.18	1.68		04/15/14 21:27	115-07-1	
Styrene	**3.7**	ug/m3	1.5	0.23	1.68		04/15/14 21:27	100-42-5	
1,1,2,2-Tetrachloroethane	ND	ug/m3	1.2	0.39	1.68		04/15/14 21:27	79-34-5	

REPORT OF LABORATORY ANALYSIS

This report shall not be reproduced, except in full,
without the written consent of Pace Analytical Services, Inc..

Pace Analytical Services, Inc.
1700 Elm Street - Suite 200
Minneapolis, MN 55414
(612)607-1700

ANALYTICAL RESULTS

Project: 60317420St. Louis Park Inv.
Pace Project No.: 10262342

Sample: VP-509 **Lab ID: 10262342016** Collected: 04/01/14 13:37 Received: 04/03/14 16:38 Matrix: Air

Parameters	Results	Units	Report Limit	MDL	DF	Prepared	Analyzed	CAS No.	Qual
TO15 MSV AIR	Analytical Method: TO-15								
Tetrachloroethene	**7.1**	ug/m3	1.2	0.32	1.68		04/15/14 21:27	127-18-4	
Tetrahydrofuran	ND	ug/m3	1.0	0.11	1.68		04/15/14 21:27	109-99-9	
Toluene	**83.1**	ug/m3	1.3	0.23	1.68		04/15/14 21:27	108-88-3	
1,2,4-Trichlorobenzene	ND	ug/m3	2.5	0.33	1.68		04/15/14 21:27	120-82-1	
1,1,1-Trichloroethane	ND	ug/m3	1.9	0.23	1.68		04/15/14 21:27	71-55-6	
1,1,2-Trichloroethane	ND	ug/m3	0.92	0.41	1.68		04/15/14 21:27	79-00-5	
Trichloroethene	ND	ug/m3	0.92	0.30	1.68		04/15/14 21:27	79-01-6	
Trichlorofluoromethane	ND	ug/m3	1.9	0.23	1.68		04/15/14 21:27	75-69-4	
1,1,2-Trichlorotrifluoroethane	ND	ug/m3	2.7	0.27	1.68		04/15/14 21:27	76-13-1	
1,2,4-Trimethylbenzene	**7.8**	ug/m3	1.7	0.20	1.68		04/15/14 21:27	95-63-6	
1,3,5-Trimethylbenzene	**2.6**	ug/m3	1.7	0.35	1.68		04/15/14 21:27	108-67-8	
Vinyl acetate	ND	ug/m3	1.2	0.22	1.68		04/15/14 21:27	108-05-4	
Vinyl chloride	ND	ug/m3	0.44	0.16	1.68		04/15/14 21:27	75-01-4	
m&p-Xylene	**48.1**	ug/m3	3.0	0.18	1.68		04/15/14 21:27	179601-23-1	
o-Xylene	**16.4**	ug/m3	1.5	0.27	1.68		04/15/14 21:27	95-47-6	

REPORT OF LABORATORY ANALYSIS

This report shall not be reproduced, except in full,
without the written consent of Pace Analytical Services, Inc..

Pace Analytical Services, Inc.
1700 Elm Street - Suite 200
Minneapolis, MN 55414
(612)607-1700

ANALYTICAL RESULTS

Project: 60317420St. Louis Park Inv.
Pace Project No.: 10262342

Sample: VP-510 **Lab ID: 10262342017** Collected: 04/01/14 13:55 Received: 04/03/14 16:38 Matrix: Air

Parameters	Results	Units	Report Limit	MDL	DF	Prepared	Analyzed	CAS No.	Qual
TO15 MSV AIR	Analytical Method: TO-15								
Acetone	**62.1**	ug/m3	0.81	0.40	1.68		04/15/14 20:02	67-64-1	
Benzene	**43.6**	ug/m3	0.55	0.20	1.68		04/15/14 20:02	71-43-2	
Benzyl chloride	ND	ug/m3	1.8	0.88	1.68		04/15/14 20:02	100-44-7	
Bromodichloromethane	ND	ug/m3	2.3	0.31	1.68		04/15/14 20:02	75-27-4	
Bromoform	ND	ug/m3	3.5	0.50	1.68		04/15/14 20:02	75-25-2	
Bromomethane	ND	ug/m3	1.3	0.17	1.68		04/15/14 20:02	74-83-9	
1,3-Butadiene	ND	ug/m3	0.76	0.14	1.68		04/15/14 20:02	106-99-0	
2-Butanone (MEK)	**11.0**	ug/m3	1.0	0.22	1.68		04/15/14 20:02	78-93-3	
Carbon disulfide	**25.5**	ug/m3	1.1	0.12	1.68		04/15/14 20:02	75-15-0	
Carbon tetrachloride	ND	ug/m3	1.1	0.30	1.68		04/15/14 20:02	56-23-5	
Chlorobenzene	ND	ug/m3	1.6	0.18	1.68		04/15/14 20:02	108-90-7	
Chloroethane	ND	ug/m3	0.91	0.23	1.68		04/15/14 20:02	75-00-3	
Chloroform	ND	ug/m3	1.7	0.30	1.68		04/15/14 20:02	67-66-3	
Chloromethane	ND	ug/m3	0.71	0.091	1.68		04/15/14 20:02	74-87-3	
Cyclohexane	**23.6**	ug/m3	1.2	0.21	1.68		04/15/14 20:02	110-82-7	
Dibromochloromethane	ND	ug/m3	2.9	0.46	1.68		04/15/14 20:02	124-48-1	
1,2-Dibromoethane (EDB)	ND	ug/m3	2.6	0.39	1.68		04/15/14 20:02	106-93-4	
1,2-Dichlorobenzene	ND	ug/m3	2.0	0.24	1.68		04/15/14 20:02	95-50-1	
1,3-Dichlorobenzene	ND	ug/m3	2.0	0.39	1.68		04/15/14 20:02	541-73-1	
1,4-Dichlorobenzene	ND	ug/m3	2.0	0.33	1.68		04/15/14 20:02	106-46-7	
Dichlorodifluoromethane	**26.0**	ug/m3	1.7	0.18	1.68		04/15/14 20:02	75-71-8	
1,1-Dichloroethane	ND	ug/m3	1.4	0.24	1.68		04/15/14 20:02	75-34-3	
1,2-Dichloroethane	ND	ug/m3	0.69	0.20	1.68		04/15/14 20:02	107-06-2	
1,1-Dichloroethene	ND	ug/m3	1.4	0.17	1.68		04/15/14 20:02	75-35-4	
cis-1,2-Dichloroethene	ND	ug/m3	1.4	0.20	1.68		04/15/14 20:02	156-59-2	
trans-1,2-Dichloroethene	ND	ug/m3	1.4	0.27	1.68		04/15/14 20:02	156-60-5	
1,2-Dichloropropane	ND	ug/m3	1.6	0.26	1.68		04/15/14 20:02	78-87-5	
cis-1,3-Dichloropropene	ND	ug/m3	1.5	0.20	1.68		04/15/14 20:02	10061-01-5	
trans-1,3-Dichloropropene	ND	ug/m3	1.5	0.25	1.68		04/15/14 20:02	10061-02-6	
Dichlorotetrafluoroethane	ND	ug/m3	2.4	0.25	1.68		04/15/14 20:02	76-14-2	
Ethanol	**79.6**	ug/m3	0.64	0.32	1.68		04/15/14 20:02	64-17-5	
Ethyl acetate	ND	ug/m3	1.2	0.21	1.68		04/15/14 20:02	141-78-6	
Ethylbenzene	**21.2**	ug/m3	1.5	0.12	1.68		04/15/14 20:02	100-41-4	
4-Ethyltoluene	**4.0**	ug/m3	1.7	0.29	1.68		04/15/14 20:02	622-96-8	
n-Heptane	**29.3**	ug/m3	1.4	0.27	1.68		04/15/14 20:02	142-82-5	
Hexachloro-1,3-butadiene	ND	ug/m3	3.7	0.69	1.68		04/15/14 20:02	87-68-3	
n-Hexane	**46.9**	ug/m3	1.2	0.17	1.68		04/15/14 20:02	110-54-3	
2-Hexanone	ND	ug/m3	1.4	0.36	1.68		04/15/14 20:02	591-78-6	
Methylene Chloride	**36.4**	ug/m3	1.2	0.59	1.68		04/15/14 20:02	75-09-2	
4-Methyl-2-pentanone (MIBK)	ND	ug/m3	1.4	0.29	1.68		04/15/14 20:02	108-10-1	
Methyl-tert-butyl ether	ND	ug/m3	1.2	0.15	1.68		04/15/14 20:02	1634-04-4	
Naphthalene	**2.2**	ug/m3	1.8	0.17	1.68		04/15/14 20:02	91-20-3	
2-Propanol	**27.6**	ug/m3	0.84	0.13	1.68		04/15/14 20:02	67-63-0	
Propylene	**89.5**	ug/m3	0.59	0.18	1.68		04/15/14 20:02	115-07-1	
Styrene	**3.8**	ug/m3	1.5	0.23	1.68		04/15/14 20:02	100-42-5	
1,1,2,2-Tetrachloroethane	ND	ug/m3	1.2	0.39	1.68		04/15/14 20:02	79-34-5	

REPORT OF LABORATORY ANALYSIS

This report shall not be reproduced, except in full,
without the written consent of Pace Analytical Services, Inc..

Pace Analytical Services, Inc.
1700 Elm Street - Suite 200
Minneapolis, MN 55414
(612)607-1700

ANALYTICAL RESULTS

Project: 60317420St. Louis Park Inv.
Pace Project No.: 10262342

Sample: VP-510 **Lab ID: 10262342017** Collected: 04/01/14 13:55 Received: 04/03/14 16:38 Matrix: Air

Parameters	Results	Units	Report Limit	MDL	DF	Prepared	Analyzed	CAS No.	Qual
TO15 MSV AIR	Analytical Method: TO-15								
Tetrachloroethene	**221**	ug/m3	1.2	0.32	1.68		04/15/14 20:02	127-18-4	
Tetrahydrofuran	ND	ug/m3	1.0	0.11	1.68		04/15/14 20:02	109-99-9	
Toluene	**113**	ug/m3	1.3	0.23	1.68		04/15/14 20:02	108-88-3	
1,2,4-Trichlorobenzene	ND	ug/m3	2.5	0.33	1.68		04/15/14 20:02	120-82-1	
1,1,1-Trichloroethane	ND	ug/m3	1.9	0.23	1.68		04/15/14 20:02	71-55-6	
1,1,2-Trichloroethane	ND	ug/m3	0.92	0.41	1.68		04/15/14 20:02	79-00-5	
Trichloroethene	**1.3**	ug/m3	0.92	0.30	1.68		04/15/14 20:02	79-01-6	
Trichlorofluoromethane	ND	ug/m3	1.9	0.23	1.68		04/15/14 20:02	75-69-4	
1,1,2-Trichlorotrifluoroethane	ND	ug/m3	2.7	0.27	1.68		04/15/14 20:02	76-13-1	
1,2,4-Trimethylbenzene	**10.4**	ug/m3	1.7	0.20	1.68		04/15/14 20:02	95-63-6	
1,3,5-Trimethylbenzene	**2.8**	ug/m3	1.7	0.35	1.68		04/15/14 20:02	108-67-8	
Vinyl acetate	ND	ug/m3	1.2	0.22	1.68		04/15/14 20:02	108-05-4	
Vinyl chloride	ND	ug/m3	0.44	0.16	1.68		04/15/14 20:02	75-01-4	
m&p-Xylene	**49.3**	ug/m3	3.0	0.18	1.68		04/15/14 20:02	179601-23-1	
o-Xylene	**17.0**	ug/m3	1.5	0.27	1.68		04/15/14 20:02	95-47-6	

REPORT OF LABORATORY ANALYSIS

This report shall not be reproduced, except in full,
without the written consent of Pace Analytical Services, Inc..

Pace Analytical Services, Inc.
1700 Elm Street - Suite 200
Minneapolis, MN 55414
(612)607-1700

ANALYTICAL RESULTS

Project: 60317420St. Louis Park Inv.
Pace Project No.: 10262342

Sample: VP-511 **Lab ID: 10262342018** Collected: 04/01/14 14:12 Received: 04/03/14 16:38 Matrix: Air

Parameters	Results	Units	Report Limit	MDL	DF	Prepared	Analyzed	CAS No.	Qual
TO15 MSV AIR	Analytical Method: TO-15								
Acetone	ND	ug/m3	0.81	0.40	1.68		04/15/14 20:59	67-64-1	
Benzene	**126**	ug/m3	0.55	0.20	1.68		04/15/14 20:59	71-43-2	
Benzyl chloride	ND	ug/m3	1.8	0.88	1.68		04/15/14 20:59	100-44-7	
Bromodichloromethane	ND	ug/m3	2.3	0.31	1.68		04/15/14 20:59	75-27-4	
Bromoform	**5.5**	ug/m3	3.5	0.50	1.68		04/15/14 20:59	75-25-2	
Bromomethane	ND	ug/m3	1.3	0.17	1.68		04/15/14 20:59	74-83-9	
1,3-Butadiene	**279**	ug/m3	15.1	2.9	33.6		04/16/14 11:22	106-99-0	
2-Butanone (MEK)	**6.3**	ug/m3	1.0	0.22	1.68		04/15/14 20:59	78-93-3	
Carbon disulfide	**26.2**	ug/m3	1.1	0.12	1.68		04/15/14 20:59	75-15-0	
Carbon tetrachloride	ND	ug/m3	1.1	0.30	1.68		04/15/14 20:59	56-23-5	
Chlorobenzene	ND	ug/m3	1.6	0.18	1.68		04/15/14 20:59	108-90-7	
Chloroethane	ND	ug/m3	0.91	0.23	1.68		04/15/14 20:59	75-00-3	
Chloroform	ND	ug/m3	1.7	0.30	1.68		04/15/14 20:59	67-66-3	
Chloromethane	ND	ug/m3	0.71	0.091	1.68		04/15/14 20:59	74-87-3	
Cyclohexane	**39.7**	ug/m3	1.2	0.21	1.68		04/15/14 20:59	110-82-7	
Dibromochloromethane	ND	ug/m3	2.9	0.46	1.68		04/15/14 20:59	124-48-1	
1,2-Dibromoethane (EDB)	ND	ug/m3	2.6	0.39	1.68		04/15/14 20:59	106-93-4	
1,2-Dichlorobenzene	ND	ug/m3	2.0	0.24	1.68		04/15/14 20:59	95-50-1	
1,3-Dichlorobenzene	ND	ug/m3	2.0	0.39	1.68		04/15/14 20:59	541-73-1	
1,4-Dichlorobenzene	ND	ug/m3	2.0	0.33	1.68		04/15/14 20:59	106-46-7	
Dichlorodifluoromethane	**2.1**	ug/m3	1.7	0.18	1.68		04/15/14 20:59	75-71-8	
1,1-Dichloroethane	ND	ug/m3	1.4	0.24	1.68		04/15/14 20:59	75-34-3	
1,2-Dichloroethane	ND	ug/m3	0.69	0.20	1.68		04/15/14 20:59	107-06-2	
1,1-Dichloroethene	ND	ug/m3	1.4	0.17	1.68		04/15/14 20:59	75-35-4	
cis-1,2-Dichloroethene	ND	ug/m3	1.4	0.20	1.68		04/15/14 20:59	156-59-2	
trans-1,2-Dichloroethene	ND	ug/m3	1.4	0.27	1.68		04/15/14 20:59	156-60-5	
1,2-Dichloropropane	ND	ug/m3	1.6	0.26	1.68		04/15/14 20:59	78-87-5	
cis-1,3-Dichloropropene	ND	ug/m3	1.5	0.20	1.68		04/15/14 20:59	10061-01-5	
trans-1,3-Dichloropropene	ND	ug/m3	1.5	0.25	1.68		04/15/14 20:59	10061-02-6	
Dichlorotetrafluoroethane	ND	ug/m3	2.4	0.25	1.68		04/15/14 20:59	76-14-2	
Ethanol	**68.9**	ug/m3	0.64	0.32	1.68		04/15/14 20:59	64-17-5	
Ethyl acetate	ND	ug/m3	1.2	0.21	1.68		04/15/14 20:59	141-78-6	
Ethylbenzene	**19.3**	ug/m3	1.5	0.12	1.68		04/15/14 20:59	100-41-4	
4-Ethyltoluene	**5.9**	ug/m3	1.7	0.29	1.68		04/15/14 20:59	622-96-8	
n-Heptane	**54.1**	ug/m3	1.4	0.27	1.68		04/15/14 20:59	142-82-5	
Hexachloro-1,3-butadiene	ND	ug/m3	3.7	0.69	1.68		04/15/14 20:59	87-68-3	
n-Hexane	**107**	ug/m3	1.2	0.17	1.68		04/15/14 20:59	110-54-3	
2-Hexanone	ND	ug/m3	1.4	0.36	1.68		04/15/14 20:59	591-78-6	
Methylene Chloride	ND	ug/m3	1.2	0.59	1.68		04/15/14 20:59	75-09-2	
4-Methyl-2-pentanone (MIBK)	ND	ug/m3	1.4	0.29	1.68		04/15/14 20:59	108-10-1	
Methyl-tert-butyl ether	ND	ug/m3	1.2	0.15	1.68		04/15/14 20:59	1634-04-4	
Naphthalene	**3.7**	ug/m3	1.8	0.17	1.68		04/15/14 20:59	91-20-3	
2-Propanol	**16.6**	ug/m3	0.84	0.13	1.68		04/15/14 20:59	67-63-0	
Propylene	**2560**	ug/m3	11.8	3.7	33.6		04/16/14 11:22	115-07-1	E
Styrene	**4.1**	ug/m3	1.5	0.23	1.68		04/15/14 20:59	100-42-5	
1,1,2,2-Tetrachloroethane	ND	ug/m3	1.2	0.39	1.68		04/15/14 20:59	79-34-5	

REPORT OF LABORATORY ANALYSIS

This report shall not be reproduced, except in full,
without the written consent of Pace Analytical Services, Inc..

Pace Analytical Services, Inc.
1700 Elm Street - Suite 200
Minneapolis, MN 55414
(612)607-1700

ANALYTICAL RESULTS

Project: 60317420St. Louis Park Inv.
Pace Project No.: 10262342

Sample: VP-511 **Lab ID: 10262342018** Collected: 04/01/14 14:12 Received: 04/03/14 16:38 Matrix: Air

Parameters	Results	Units	Report Limit	MDL	DF	Prepared	Analyzed	CAS No.	Qual
TO15 MSV AIR	Analytical Method: TO-15								
Tetrachloroethene	**27.3**	ug/m3	1.2	0.32	1.68		04/15/14 20:59	127-18-4	
Tetrahydrofuran	ND	ug/m3	1.0	0.11	1.68		04/15/14 20:59	109-99-9	
Toluene	**119**	ug/m3	1.3	0.23	1.68		04/15/14 20:59	108-88-3	
1,2,4-Trichlorobenzene	ND	ug/m3	2.5	0.33	1.68		04/15/14 20:59	120-82-1	
1,1,1-Trichloroethane	ND	ug/m3	1.9	0.23	1.68		04/15/14 20:59	71-55-6	
1,1,2-Trichloroethane	ND	ug/m3	0.92	0.41	1.68		04/15/14 20:59	79-00-5	
Trichloroethene	ND	ug/m3	0.92	0.30	1.68		04/15/14 20:59	79-01-6	
Trichlorofluoromethane	ND	ug/m3	1.9	0.23	1.68		04/15/14 20:59	75-69-4	
1,1,2-Trichlorotrifluoroethane	ND	ug/m3	2.7	0.27	1.68		04/15/14 20:59	76-13-1	
1,2,4-Trimethylbenzene	**15.7**	ug/m3	1.7	0.20	1.68		04/15/14 20:59	95-63-6	
1,3,5-Trimethylbenzene	**4.1**	ug/m3	1.7	0.35	1.68		04/15/14 20:59	108-67-8	
Vinyl acetate	ND	ug/m3	1.2	0.22	1.68		04/15/14 20:59	108-05-4	
Vinyl chloride	ND	ug/m3	0.44	0.16	1.68		04/15/14 20:59	75-01-4	
m&p-Xylene	**47.7**	ug/m3	3.0	0.18	1.68		04/15/14 20:59	179601-23-1	
o-Xylene	**17.9**	ug/m3	1.5	0.27	1.68		04/15/14 20:59	95-47-6	

REPORT OF LABORATORY ANALYSIS

This report shall not be reproduced, except in full,
without the written consent of Pace Analytical Services, Inc..

Pace Analytical Services, Inc.
1700 Elm Street - Suite 200
Minneapolis, MN 55414
(612)607-1700

ANALYTICAL RESULTS

Project: 60317420St. Louis Park Inv.
Pace Project No.: 10262342

Sample: VP-613 **Lab ID: 10262342019** Collected: 04/02/14 10:18 Received: 04/03/14 16:38 Matrix: Air

Parameters	Results	Units	Report Limit	MDL	DF	Prepared	Analyzed	CAS No.	Qual
TO15 MSV AIR	Analytical Method: TO-15								
Acetone	**160**	ug/m3	1.3	0.64	2.64		04/16/14 15:07	67-64-1	
Benzene	**14.9**	ug/m3	0.86	0.31	2.64		04/16/14 15:07	71-43-2	
Benzyl chloride	ND	ug/m3	2.8	1.4	2.64		04/16/14 15:07	100-44-7	
Bromodichloromethane	ND	ug/m3	3.6	0.48	2.64		04/16/14 15:07	75-27-4	
Bromoform	ND	ug/m3	5.5	0.79	2.64		04/16/14 15:07	75-25-2	
Bromomethane	ND	ug/m3	2.1	0.27	2.64		04/16/14 15:07	74-83-9	
1,3-Butadiene	ND	ug/m3	1.2	0.22	2.64		04/16/14 15:07	106-99-0	
2-Butanone (MEK)	**18.6**	ug/m3	1.6	0.34	2.64		04/16/14 15:07	78-93-3	
Carbon disulfide	**11.7**	ug/m3	1.7	0.19	2.64		04/16/14 15:07	75-15-0	
Carbon tetrachloride	ND	ug/m3	1.7	0.48	2.64		04/16/14 15:07	56-23-5	
Chlorobenzene	ND	ug/m3	2.5	0.28	2.64		04/16/14 15:07	108-90-7	
Chloroethane	ND	ug/m3	1.4	0.36	2.64		04/16/14 15:07	75-00-3	
Chloroform	ND	ug/m3	2.6	0.47	2.64		04/16/14 15:07	67-66-3	
Chloromethane	ND	ug/m3	1.1	0.14	2.64		04/16/14 15:07	74-87-3	
Cyclohexane	**10.2**	ug/m3	1.8	0.33	2.64		04/16/14 15:07	110-82-7	
Dibromochloromethane	ND	ug/m3	4.6	0.72	2.64		04/16/14 15:07	124-48-1	
1,2-Dibromoethane (EDB)	ND	ug/m3	4.1	0.62	2.64		04/16/14 15:07	106-93-4	
1,2-Dichlorobenzene	ND	ug/m3	3.2	0.37	2.64		04/16/14 15:07	95-50-1	
1,3-Dichlorobenzene	ND	ug/m3	3.2	0.61	2.64		04/16/14 15:07	541-73-1	
1,4-Dichlorobenzene	ND	ug/m3	3.2	0.52	2.64		04/16/14 15:07	106-46-7	
Dichlorodifluoromethane	**3.1**	ug/m3	2.7	0.29	2.64		04/16/14 15:07	75-71-8	
1,1-Dichloroethane	ND	ug/m3	2.2	0.37	2.64		04/16/14 15:07	75-34-3	
1,2-Dichloroethane	ND	ug/m3	1.1	0.31	2.64		04/16/14 15:07	107-06-2	
1,1-Dichloroethene	ND	ug/m3	2.1	0.27	2.64		04/16/14 15:07	75-35-4	
cis-1,2-Dichloroethene	ND	ug/m3	2.1	0.31	2.64		04/16/14 15:07	156-59-2	
trans-1,2-Dichloroethene	ND	ug/m3	2.1	0.43	2.64		04/16/14 15:07	156-60-5	
1,2-Dichloropropane	ND	ug/m3	2.5	0.40	2.64		04/16/14 15:07	78-87-5	
cis-1,3-Dichloropropene	ND	ug/m3	2.4	0.32	2.64		04/16/14 15:07	10061-01-5	
trans-1,3-Dichloropropene	ND	ug/m3	2.4	0.40	2.64		04/16/14 15:07	10061-02-6	
Dichlorotetrafluoroethane	ND	ug/m3	3.7	0.39	2.64		04/16/14 15:07	76-14-2	
Ethanol	**111**	ug/m3	1.0	0.51	2.64		04/16/14 15:07	64-17-5	
Ethyl acetate	ND	ug/m3	1.9	0.33	2.64		04/16/14 15:07	141-78-6	
Ethylbenzene	**27.5**	ug/m3	2.3	0.20	2.64		04/16/14 15:07	100-41-4	
4-Ethyltoluene	**6.3**	ug/m3	2.6	0.46	2.64		04/16/14 15:07	622-96-8	
n-Heptane	**17.7**	ug/m3	2.2	0.43	2.64		04/16/14 15:07	142-82-5	
Hexachloro-1,3-butadiene	ND	ug/m3	5.8	1.1	2.64		04/16/14 15:07	87-68-3	
n-Hexane	**16.0**	ug/m3	1.9	0.27	2.64		04/16/14 15:07	110-54-3	
2-Hexanone	ND	ug/m3	2.2	0.56	2.64		04/16/14 15:07	591-78-6	
Methylene Chloride	**44.2**	ug/m3	1.9	0.93	2.64		04/16/14 15:07	75-09-2	
4-Methyl-2-pentanone (MIBK)	**2.9**	ug/m3	2.2	0.45	2.64		04/16/14 15:07	108-10-1	
Methyl-tert-butyl ether	ND	ug/m3	1.9	0.23	2.64		04/16/14 15:07	1634-04-4	
Naphthalene	ND	ug/m3	2.8	0.26	2.64		04/16/14 15:07	91-20-3	
2-Propanol	**17.0**	ug/m3	1.3	0.21	2.64		04/16/14 15:07	67-63-0	
Propylene	ND	ug/m3	0.92	0.29	2.64		04/16/14 15:07	115-07-1	
Styrene	ND	ug/m3	2.3	0.36	2.64		04/16/14 15:07	100-42-5	
1,1,2,2-Tetrachloroethane	ND	ug/m3	1.8	0.62	2.64		04/16/14 15:07	79-34-5	

REPORT OF LABORATORY ANALYSIS

This report shall not be reproduced, except in full,
without the written consent of Pace Analytical Services, Inc..

Pace Analytical Services, Inc.
1700 Elm Street - Suite 200
Minneapolis, MN 55414
(612)607-1700

ANALYTICAL RESULTS

Project: 60317420St. Louis Park Inv.
Pace Project No.: 10262342

Sample: VP-613 **Lab ID: 10262342019** Collected: 04/02/14 10:18 Received: 04/03/14 16:38 Matrix: Air

Parameters	Results	Units	Report Limit	MDL	DF	Prepared	Analyzed	CAS No.	Qual
TO15 MSV AIR	Analytical Method: TO-15								
Tetrachloroethene	**47.1**	ug/m3	1.8	0.50	2.64		04/16/14 15:07	127-18-4	
Tetrahydrofuran	ND	ug/m3	1.6	0.18	2.64		04/16/14 15:07	109-99-9	
Toluene	**108**	ug/m3	2.0	0.36	2.64		04/16/14 15:07	108-88-3	
1,2,4-Trichlorobenzene	ND	ug/m3	4.0	0.52	2.64		04/16/14 15:07	120-82-1	
1,1,1-Trichloroethane	ND	ug/m3	2.9	0.37	2.64		04/16/14 15:07	71-55-6	
1,1,2-Trichloroethane	ND	ug/m3	1.5	0.64	2.64		04/16/14 15:07	79-00-5	
Trichloroethene	ND	ug/m3	1.5	0.47	2.64		04/16/14 15:07	79-01-6	
Trichlorofluoromethane	ND	ug/m3	3.0	0.36	2.64		04/16/14 15:07	75-69-4	
1,1,2-Trichlorotrifluoroethane	ND	ug/m3	4.2	0.42	2.64		04/16/14 15:07	76-13-1	
1,2,4-Trimethylbenzene	**13.5**	ug/m3	2.6	0.32	2.64		04/16/14 15:07	95-63-6	
1,3,5-Trimethylbenzene	**5.1**	ug/m3	2.6	0.55	2.64		04/16/14 15:07	108-67-8	
Vinyl acetate	ND	ug/m3	1.9	0.34	2.64		04/16/14 15:07	108-05-4	
Vinyl chloride	ND	ug/m3	0.69	0.25	2.64		04/16/14 15:07	75-01-4	
m&p-Xylene	**75.1**	ug/m3	4.6	0.28	2.64		04/16/14 15:07	179601-23-1	
o-Xylene	**25.8**	ug/m3	2.3	0.42	2.64		04/16/14 15:07	95-47-6	

REPORT OF LABORATORY ANALYSIS

This report shall not be reproduced, except in full,
without the written consent of Pace Analytical Services, Inc..

Pace Analytical Services, Inc.
1700 Elm Street - Suite 200
Minneapolis, MN 55414
(612)607-1700

ANALYTICAL RESULTS

Project: 60317420St. Louis Park Inv.
Pace Project No.: 10262342

Sample: VP-612 **Lab ID: 10262342020** Collected: 04/02/14 10:20 Received: 04/03/14 16:38 Matrix: Air

Parameters	Results	Units	Report Limit	MDL	DF	Prepared	Analyzed	CAS No.	Qual
TO15 MSV AIR	Analytical Method: TO-15								
Acetone	**246**	ug/m3	2.5	1.3	5.28		04/16/14 16:07	67-64-1	
Benzene	**27.9**	ug/m3	1.7	0.62	5.28		04/16/14 16:07	71-43-2	
Benzyl chloride	ND	ug/m3	5.5	2.8	5.28		04/16/14 16:07	100-44-7	
Bromodichloromethane	ND	ug/m3	7.2	0.96	5.28		04/16/14 16:07	75-27-4	
Bromoform	ND	ug/m3	11.1	1.6	5.28		04/16/14 16:07	75-25-2	
Bromomethane	ND	ug/m3	4.2	0.54	5.28		04/16/14 16:07	74-83-9	
1,3-Butadiene	ND	ug/m3	2.4	0.45	5.28		04/16/14 16:07	106-99-0	
2-Butanone (MEK)	**27.8**	ug/m3	3.2	0.69	5.28		04/16/14 16:07	78-93-3	
Carbon disulfide	**12.3**	ug/m3	3.3	0.37	5.28		04/16/14 16:07	75-15-0	
Carbon tetrachloride	ND	ug/m3	3.4	0.95	5.28		04/16/14 16:07	56-23-5	
Chlorobenzene	ND	ug/m3	5.0	0.56	5.28		04/16/14 16:07	108-90-7	
Chloroethane	ND	ug/m3	2.9	0.72	5.28		04/16/14 16:07	75-00-3	
Chloroform	ND	ug/m3	5.2	0.95	5.28		04/16/14 16:07	67-66-3	
Chloromethane	ND	ug/m3	2.2	0.29	5.28		04/16/14 16:07	74-87-3	
Cyclohexane	**19.0**	ug/m3	3.7	0.67	5.28		04/16/14 16:07	110-82-7	
Dibromochloromethane	ND	ug/m3	9.1	1.4	5.28		04/16/14 16:07	124-48-1	
1,2-Dibromoethane (EDB)	ND	ug/m3	8.2	1.2	5.28		04/16/14 16:07	106-93-4	
1,2-Dichlorobenzene	ND	ug/m3	6.4	0.74	5.28		04/16/14 16:07	95-50-1	
1,3-Dichlorobenzene	ND	ug/m3	6.4	1.2	5.28		04/16/14 16:07	541-73-1	
1,4-Dichlorobenzene	ND	ug/m3	6.4	1.0	5.28		04/16/14 16:07	106-46-7	
Dichlorodifluoromethane	ND	ug/m3	5.3	0.58	5.28		04/16/14 16:07	75-71-8	
1,1-Dichloroethane	ND	ug/m3	4.3	0.74	5.28		04/16/14 16:07	75-34-3	
1,2-Dichloroethane	ND	ug/m3	2.2	0.63	5.28		04/16/14 16:07	107-06-2	
1,1-Dichloroethene	ND	ug/m3	4.3	0.54	5.28		04/16/14 16:07	75-35-4	
cis-1,2-Dichloroethene	ND	ug/m3	4.3	0.62	5.28		04/16/14 16:07	156-59-2	
trans-1,2-Dichloroethene	ND	ug/m3	4.3	0.86	5.28		04/16/14 16:07	156-60-5	
1,2-Dichloropropane	ND	ug/m3	5.0	0.80	5.28		04/16/14 16:07	78-87-5	
cis-1,3-Dichloropropene	ND	ug/m3	4.9	0.63	5.28		04/16/14 16:07	10061-01-5	
trans-1,3-Dichloropropene	ND	ug/m3	4.9	0.80	5.28		04/16/14 16:07	10061-02-6	
Dichlorotetrafluoroethane	ND	ug/m3	7.5	0.78	5.28		04/16/14 16:07	76-14-2	
Ethanol	**228**	ug/m3	2.0	1.0	5.28		04/16/14 16:07	64-17-5	
Ethyl acetate	ND	ug/m3	3.9	0.67	5.28		04/16/14 16:07	141-78-6	
Ethylbenzene	**64.1**	ug/m3	4.6	0.39	5.28		04/16/14 16:07	100-41-4	
4-Ethyltoluene	**17.8**	ug/m3	5.3	0.92	5.28		04/16/14 16:07	622-96-8	
n-Heptane	**38.3**	ug/m3	4.4	0.86	5.28		04/16/14 16:07	142-82-5	
Hexachloro-1,3-butadiene	ND	ug/m3	11.6	2.2	5.28		04/16/14 16:07	87-68-3	
n-Hexane	**32.1**	ug/m3	3.8	0.53	5.28		04/16/14 16:07	110-54-3	
2-Hexanone	ND	ug/m3	4.4	1.1	5.28		04/16/14 16:07	591-78-6	
Methylene Chloride	**26.6**	ug/m3	3.7	1.9	5.28		04/16/14 16:07	75-09-2	
4-Methyl-2-pentanone (MIBK)	ND	ug/m3	4.4	0.90	5.28		04/16/14 16:07	108-10-1	
Methyl-tert-butyl ether	ND	ug/m3	3.9	0.47	5.28		04/16/14 16:07	1634-04-4	
Naphthalene	ND	ug/m3	5.6	0.52	5.28		04/16/14 16:07	91-20-3	
2-Propanol	**25.8**	ug/m3	2.6	0.42	5.28		04/16/14 16:07	67-63-0	
Propylene	ND	ug/m3	1.8	0.58	5.28		04/16/14 16:07	115-07-1	
Styrene	ND	ug/m3	4.6	0.71	5.28		04/16/14 16:07	100-42-5	
1,1,2,2-Tetrachloroethane	ND	ug/m3	3.7	1.2	5.28		04/16/14 16:07	79-34-5	

REPORT OF LABORATORY ANALYSIS

This report shall not be reproduced, except in full,
without the written consent of Pace Analytical Services, Inc..

Pace Analytical Services, Inc.
1700 Elm Street - Suite 200
Minneapolis, MN 55414
(612)607-1700

ANALYTICAL RESULTS

Project: 60317420St. Louis Park Inv.
Pace Project No.: 10262342

Sample: VP-612 **Lab ID: 10262342020** Collected: 04/02/14 10:20 Received: 04/03/14 16:38 Matrix: Air

Parameters	Results	Units	Report Limit	MDL	DF	Prepared	Analyzed	CAS No.	Qual
TO15 MSV AIR	Analytical Method: TO-15								
Tetrachloroethene	**132**	ug/m3	3.6	0.99	5.28		04/16/14 16:07	127-18-4	
Tetrahydrofuran	ND	ug/m3	3.2	0.35	5.28		04/16/14 16:07	109-99-9	
Toluene	**149**	ug/m3	4.1	0.71	5.28		04/16/14 16:07	108-88-3	
1,2,4-Trichlorobenzene	ND	ug/m3	8.0	1.0	5.28		04/16/14 16:07	120-82-1	
1,1,1-Trichloroethane	**14.2**	ug/m3	5.9	0.73	5.28		04/16/14 16:07	71-55-6	
1,1,2-Trichloroethane	ND	ug/m3	2.9	1.3	5.28		04/16/14 16:07	79-00-5	
Trichloroethene	ND	ug/m3	2.9	0.94	5.28		04/16/14 16:07	79-01-6	
Trichlorofluoromethane	ND	ug/m3	6.0	0.73	5.28		04/16/14 16:07	75-69-4	
1,1,2-Trichlorotrifluoroethane	ND	ug/m3	8.4	0.84	5.28		04/16/14 16:07	76-13-1	
1,2,4-Trimethylbenzene	**43.9**	ug/m3	5.3	0.64	5.28		04/16/14 16:07	95-63-6	
1,3,5-Trimethylbenzene	**15.1**	ug/m3	5.3	1.1	5.28		04/16/14 16:07	108-67-8	
Vinyl acetate	ND	ug/m3	3.8	0.68	5.28		04/16/14 16:07	108-05-4	
Vinyl chloride	ND	ug/m3	1.4	0.49	5.28		04/16/14 16:07	75-01-4	
m&p-Xylene	**168**	ug/m3	9.3	0.56	5.28		04/16/14 16:07	179601-23-1	
o-Xylene	**51.6**	ug/m3	4.6	0.84	5.28		04/16/14 16:07	95-47-6	

REPORT OF LABORATORY ANALYSIS

This report shall not be reproduced, except in full,
without the written consent of Pace Analytical Services, Inc..

Pace Analytical Services, Inc.
1700 Elm Street - Suite 200
Minneapolis, MN 55414
(612)607-1700

ANALYTICAL RESULTS

Project: 60317420St. Louis Park Inv.
Pace Project No.: 10262342

Sample: VP-611 **Lab ID: 10262342021** Collected: 04/02/14 10:30 Received: 04/03/14 16:38 Matrix: Air

Parameters	Results	Units	Report Limit	MDL	DF	Prepared	Analyzed	CAS No.	Qual
TO15 MSV AIR	Analytical Method: TO-15								
Acetone	**182**	ug/m3	1.4	0.73	3.02		04/16/14 16:36	67-64-1	
Benzene	**19.4**	ug/m3	0.98	0.36	3.02		04/16/14 16:36	71-43-2	
Benzyl chloride	ND	ug/m3	3.2	1.6	3.02		04/16/14 16:36	100-44-7	
Bromodichloromethane	ND	ug/m3	4.1	0.55	3.02		04/16/14 16:36	75-27-4	
Bromoform	ND	ug/m3	6.3	0.90	3.02		04/16/14 16:36	75-25-2	
Bromomethane	ND	ug/m3	2.4	0.31	3.02		04/16/14 16:36	74-83-9	
1,3-Butadiene	ND	ug/m3	1.4	0.26	3.02		04/16/14 16:36	106-99-0	
2-Butanone (MEK)	**17.7**	ug/m3	1.8	0.39	3.02		04/16/14 16:36	78-93-3	
Carbon disulfide	**9.0**	ug/m3	1.9	0.21	3.02		04/16/14 16:36	75-15-0	
Carbon tetrachloride	ND	ug/m3	1.9	0.54	3.02		04/16/14 16:36	56-23-5	
Chlorobenzene	ND	ug/m3	2.8	0.32	3.02		04/16/14 16:36	108-90-7	
Chloroethane	ND	ug/m3	1.6	0.41	3.02		04/16/14 16:36	75-00-3	
Chloroform	ND	ug/m3	3.0	0.54	3.02		04/16/14 16:36	67-66-3	
Chloromethane	ND	ug/m3	1.3	0.16	3.02		04/16/14 16:36	74-87-3	
Cyclohexane	**9.7**	ug/m3	2.1	0.38	3.02		04/16/14 16:36	110-82-7	
Dibromochloromethane	ND	ug/m3	5.2	0.82	3.02		04/16/14 16:36	124-48-1	
1,2-Dibromoethane (EDB)	ND	ug/m3	4.7	0.71	3.02		04/16/14 16:36	106-93-4	
1,2-Dichlorobenzene	ND	ug/m3	3.7	0.43	3.02		04/16/14 16:36	95-50-1	
1,3-Dichlorobenzene	ND	ug/m3	3.7	0.70	3.02		04/16/14 16:36	541-73-1	
1,4-Dichlorobenzene	ND	ug/m3	3.7	0.60	3.02		04/16/14 16:36	106-46-7	
Dichlorodifluoromethane	**3.7**	ug/m3	3.1	0.33	3.02		04/16/14 16:36	75-71-8	
1,1-Dichloroethane	ND	ug/m3	2.5	0.42	3.02		04/16/14 16:36	75-34-3	
1,2-Dichloroethane	ND	ug/m3	1.2	0.36	3.02		04/16/14 16:36	107-06-2	
1,1-Dichloroethene	ND	ug/m3	2.4	0.31	3.02		04/16/14 16:36	75-35-4	
cis-1,2-Dichloroethene	ND	ug/m3	2.4	0.36	3.02		04/16/14 16:36	156-59-2	
trans-1,2-Dichloroethene	ND	ug/m3	2.4	0.49	3.02		04/16/14 16:36	156-60-5	
1,2-Dichloropropane	ND	ug/m3	2.8	0.46	3.02		04/16/14 16:36	78-87-5	
cis-1,3-Dichloropropene	ND	ug/m3	2.8	0.36	3.02		04/16/14 16:36	10061-01-5	
trans-1,3-Dichloropropene	ND	ug/m3	2.8	0.46	3.02		04/16/14 16:36	10061-02-6	
Dichlorotetrafluoroethane	ND	ug/m3	4.3	0.45	3.02		04/16/14 16:36	76-14-2	
Ethanol	**153**	ug/m3	1.1	0.58	3.02		04/16/14 16:36	64-17-5	
Ethyl acetate	ND	ug/m3	2.2	0.38	3.02		04/16/14 16:36	141-78-6	
Ethylbenzene	**58.8**	ug/m3	2.7	0.22	3.02		04/16/14 16:36	100-41-4	
4-Ethyltoluene	**18.3**	ug/m3	3.0	0.53	3.02		04/16/14 16:36	622-96-8	
n-Heptane	**27.1**	ug/m3	2.5	0.49	3.02		04/16/14 16:36	142-82-5	
Hexachloro-1,3-butadiene	ND	ug/m3	6.6	1.2	3.02		04/16/14 16:36	87-68-3	
n-Hexane	**18.6**	ug/m3	2.2	0.31	3.02		04/16/14 16:36	110-54-3	
2-Hexanone	ND	ug/m3	2.5	0.64	3.02		04/16/14 16:36	591-78-6	
Methylene Chloride	**49.9**	ug/m3	2.1	1.1	3.02		04/16/14 16:36	75-09-2	
4-Methyl-2-pentanone (MIBK)	ND	ug/m3	2.5	0.52	3.02		04/16/14 16:36	108-10-1	
Methyl-tert-butyl ether	ND	ug/m3	2.2	0.27	3.02		04/16/14 16:36	1634-04-4	
Naphthalene	ND	ug/m3	3.2	0.30	3.02		04/16/14 16:36	91-20-3	
2-Propanol	**20.9**	ug/m3	1.5	0.24	3.02		04/16/14 16:36	67-63-0	
Propylene	ND	ug/m3	1.1	0.33	3.02		04/16/14 16:36	115-07-1	
Styrene	ND	ug/m3	2.6	0.41	3.02		04/16/14 16:36	100-42-5	
1,1,2,2-Tetrachloroethane	ND	ug/m3	2.1	0.70	3.02		04/16/14 16:36	79-34-5	

REPORT OF LABORATORY ANALYSIS

This report shall not be reproduced, except in full,
without the written consent of Pace Analytical Services, Inc..

Pace Analytical Services, Inc.
1700 Elm Street - Suite 200
Minneapolis, MN 55414
(612)607-1700

ANALYTICAL RESULTS

Project: 60317420St. Louis Park Inv.
Pace Project No.: 10262342

Sample: VP-611 **Lab ID: 10262342021** Collected: 04/02/14 10:30 Received: 04/03/14 16:38 Matrix: Air

Parameters	Results	Units	Report Limit	MDL	DF	Prepared	Analyzed	CAS No.	Qual
TO15 MSV AIR	Analytical Method: TO-15								
Tetrachloroethene	**140**	ug/m3	2.1	0.57	3.02		04/16/14 16:36	127-18-4	
Tetrahydrofuran	ND	ug/m3	1.8	0.20	3.02		04/16/14 16:36	109-99-9	
Toluene	**183**	ug/m3	2.3	0.41	3.02		04/16/14 16:36	108-88-3	
1,2,4-Trichlorobenzene	ND	ug/m3	4.6	0.59	3.02		04/16/14 16:36	120-82-1	
1,1,1-Trichloroethane	**33.5**	ug/m3	3.4	0.42	3.02		04/16/14 16:36	71-55-6	
1,1,2-Trichloroethane	ND	ug/m3	1.7	0.73	3.02		04/16/14 16:36	79-00-5	
Trichloroethene	**1.7**	ug/m3	1.7	0.54	3.02		04/16/14 16:36	79-01-6	
Trichlorofluoromethane	ND	ug/m3	3.4	0.42	3.02		04/16/14 16:36	75-69-4	
1,1,2-Trichlorotrifluoroethane	ND	ug/m3	4.8	0.48	3.02		04/16/14 16:36	76-13-1	
1,2,4-Trimethylbenzene	**39.5**	ug/m3	3.0	0.37	3.02		04/16/14 16:36	95-63-6	
1,3,5-Trimethylbenzene	**14.3**	ug/m3	3.0	0.63	3.02		04/16/14 16:36	108-67-8	
Vinyl acetate	ND	ug/m3	2.2	0.39	3.02		04/16/14 16:36	108-05-4	
Vinyl chloride	ND	ug/m3	0.79	0.28	3.02		04/16/14 16:36	75-01-4	
m&p-Xylene	**168**	ug/m3	5.3	0.32	3.02		04/16/14 16:36	179601-23-1	
o-Xylene	**53.3**	ug/m3	2.7	0.48	3.02		04/16/14 16:36	95-47-6	

REPORT OF LABORATORY ANALYSIS

This report shall not be reproduced, except in full,
without the written consent of Pace Analytical Services, Inc..

Pace Analytical Services, Inc.
1700 Elm Street - Suite 200
Minneapolis, MN 55414
(612)607-1700

ANALYTICAL RESULTS

Project: 60317420St. Louis Park Inv.
Pace Project No.: 10262342

Sample: VP-610 **Lab ID: 10262342022** Collected: 04/02/14 10:32 Received: 04/03/14 16:38 Matrix: Air

Parameters	Results	Units	Report Limit	MDL	DF	Prepared	Analyzed	CAS No.	Qual
TO15 MSV AIR	Analytical Method: TO-15								
Acetone	**173**	ug/m3	1.3	0.66	2.73		04/16/14 22:31	67-64-1	
Benzene	**21.3**	ug/m3	0.89	0.32	2.73		04/16/14 22:31	71-43-2	
Benzyl chloride	ND	ug/m3	2.9	1.4	2.73		04/16/14 22:31	100-44-7	
Bromodichloromethane	ND	ug/m3	3.7	0.50	2.73		04/16/14 22:31	75-27-4	
Bromoform	ND	ug/m3	5.7	0.81	2.73		04/16/14 22:31	75-25-2	
Bromomethane	ND	ug/m3	2.2	0.28	2.73		04/16/14 22:31	74-83-9	
1,3-Butadiene	ND	ug/m3	1.2	0.23	2.73		04/16/14 22:31	106-99-0	
2-Butanone (MEK)	**13.7**	ug/m3	1.6	0.35	2.73		04/16/14 22:31	78-93-3	
Carbon disulfide	**19.4**	ug/m3	1.7	0.19	2.73		04/16/14 22:31	75-15-0	
Carbon tetrachloride	ND	ug/m3	1.7	0.49	2.73		04/16/14 22:31	56-23-5	
Chlorobenzene	ND	ug/m3	2.6	0.29	2.73		04/16/14 22:31	108-90-7	
Chloroethane	ND	ug/m3	1.5	0.37	2.73		04/16/14 22:31	75-00-3	
Chloroform	ND	ug/m3	2.7	0.49	2.73		04/16/14 22:31	67-66-3	
Chloromethane	ND	ug/m3	1.1	0.15	2.73		04/16/14 22:31	74-87-3	
Cyclohexane	**14.2**	ug/m3	1.9	0.34	2.73		04/16/14 22:31	110-82-7	
Dibromochloromethane	ND	ug/m3	4.7	0.74	2.73		04/16/14 22:31	124-48-1	
1,2-Dibromoethane (EDB)	ND	ug/m3	4.3	0.64	2.73		04/16/14 22:31	106-93-4	
1,2-Dichlorobenzene	ND	ug/m3	3.3	0.38	2.73		04/16/14 22:31	95-50-1	
1,3-Dichlorobenzene	ND	ug/m3	3.3	0.63	2.73		04/16/14 22:31	541-73-1	
1,4-Dichlorobenzene	ND	ug/m3	3.3	0.54	2.73		04/16/14 22:31	106-46-7	
Dichlorodifluoromethane	**3.3**	ug/m3	2.8	0.30	2.73		04/16/14 22:31	75-71-8	
1,1-Dichloroethane	ND	ug/m3	2.2	0.38	2.73		04/16/14 22:31	75-34-3	
1,2-Dichloroethane	ND	ug/m3	1.1	0.32	2.73		04/16/14 22:31	107-06-2	
1,1-Dichloroethene	ND	ug/m3	2.2	0.28	2.73		04/16/14 22:31	75-35-4	
cis-1,2-Dichloroethene	ND	ug/m3	2.2	0.32	2.73		04/16/14 22:31	156-59-2	
trans-1,2-Dichloroethene	ND	ug/m3	2.2	0.44	2.73		04/16/14 22:31	156-60-5	
1,2-Dichloropropane	ND	ug/m3	2.6	0.41	2.73		04/16/14 22:31	78-87-5	
cis-1,3-Dichloropropene	ND	ug/m3	2.5	0.33	2.73		04/16/14 22:31	10061-01-5	
trans-1,3-Dichloropropene	ND	ug/m3	2.5	0.41	2.73		04/16/14 22:31	10061-02-6	
Dichlorotetrafluoroethane	ND	ug/m3	3.9	0.40	2.73		04/16/14 22:31	76-14-2	
Ethanol	**163**	ug/m3	1.0	0.52	2.73		04/16/14 22:31	64-17-5	
Ethyl acetate	ND	ug/m3	2.0	0.34	2.73		04/16/14 22:31	141-78-6	
Ethylbenzene	**40.8**	ug/m3	2.4	0.20	2.73		04/16/14 22:31	100-41-4	
4-Ethyltoluene	**9.8**	ug/m3	2.7	0.48	2.73		04/16/14 22:31	622-96-8	
n-Heptane	**29.5**	ug/m3	2.3	0.44	2.73		04/16/14 22:31	142-82-5	
Hexachloro-1,3-butadiene	ND	ug/m3	6.0	1.1	2.73		04/16/14 22:31	87-68-3	
n-Hexane	**26.9**	ug/m3	2.0	0.28	2.73		04/16/14 22:31	110-54-3	
2-Hexanone	ND	ug/m3	2.3	0.58	2.73		04/16/14 22:31	591-78-6	
Methylene Chloride	**32.3**	ug/m3	1.9	0.96	2.73		04/16/14 22:31	75-09-2	
4-Methyl-2-pentanone (MIBK)	ND	ug/m3	2.3	0.47	2.73		04/16/14 22:31	108-10-1	
Methyl-tert-butyl ether	ND	ug/m3	2.0	0.24	2.73		04/16/14 22:31	1634-04-4	
Naphthalene	ND	ug/m3	2.9	0.27	2.73		04/16/14 22:31	91-20-3	
2-Propanol	**14.5**	ug/m3	1.4	0.22	2.73		04/16/14 22:31	67-63-0	
Propylene	ND	ug/m3	0.96	0.30	2.73		04/16/14 22:31	115-07-1	
Styrene	ND	ug/m3	2.4	0.37	2.73		04/16/14 22:31	100-42-5	
1,1,2,2-Tetrachloroethane	ND	ug/m3	1.9	0.64	2.73		04/16/14 22:31	79-34-5	

REPORT OF LABORATORY ANALYSIS

This report shall not be reproduced, except in full,
without the written consent of Pace Analytical Services, Inc..

Pace Analytical Services, Inc.
1700 Elm Street - Suite 200
Minneapolis, MN 55414
(612)607-1700

ANALYTICAL RESULTS

Project: 60317420St. Louis Park Inv.
Pace Project No.: 10262342

Sample: VP-610 **Lab ID: 10262342022** Collected: 04/02/14 10:32 Received: 04/03/14 16:38 Matrix: Air

Parameters	Results	Units	Report Limit	MDL	DF	Prepared	Analyzed	CAS No.	Qual
TO15 MSV AIR	Analytical Method: TO-15								
Tetrachloroethene	**40.7**	ug/m3	1.9	0.51	2.73		04/16/14 22:31	127-18-4	
Tetrahydrofuran	ND	ug/m3	1.6	0.18	2.73		04/16/14 22:31	109-99-9	
Toluene	**139**	ug/m3	2.1	0.37	2.73		04/16/14 22:31	108-88-3	
1,2,4-Trichlorobenzene	ND	ug/m3	4.1	0.54	2.73		04/16/14 22:31	120-82-1	
1,1,1-Trichloroethane	**6.8**	ug/m3	3.0	0.38	2.73		04/16/14 22:31	71-55-6	
1,1,2-Trichloroethane	ND	ug/m3	1.5	0.66	2.73		04/16/14 22:31	79-00-5	
Trichloroethene	ND	ug/m3	1.5	0.49	2.73		04/16/14 22:31	79-01-6	
Trichlorofluoromethane	ND	ug/m3	3.1	0.38	2.73		04/16/14 22:31	75-69-4	
1,1,2-Trichlorotrifluoroethane	ND	ug/m3	4.4	0.44	2.73		04/16/14 22:31	76-13-1	
1,2,4-Trimethylbenzene	**23.8**	ug/m3	2.7	0.33	2.73		04/16/14 22:31	95-63-6	
1,3,5-Trimethylbenzene	**8.3**	ug/m3	2.7	0.57	2.73		04/16/14 22:31	108-67-8	
Vinyl acetate	ND	ug/m3	2.0	0.35	2.73		04/16/14 22:31	108-05-4	
Vinyl chloride	ND	ug/m3	0.71	0.25	2.73		04/16/14 22:31	75-01-4	
m&p-Xylene	**109**	ug/m3	4.8	0.29	2.73		04/16/14 22:31	179601-23-1	
o-Xylene	**36.3**	ug/m3	2.4	0.43	2.73		04/16/14 22:31	95-47-6	

REPORT OF LABORATORY ANALYSIS

This report shall not be reproduced, except in full,
without the written consent of Pace Analytical Services, Inc..

Pace Analytical Services, Inc.
1700 Elm Street - Suite 200
Minneapolis, MN 55414
(612)607-1700

ANALYTICAL RESULTS

Project: 60317420St. Louis Park Inv.
Pace Project No.: 10262342

Sample: VP-609 **Lab ID: 10262342023** Collected: 04/02/14 10:46 Received: 04/03/14 16:38 Matrix: Air

Parameters	Results	Units	Report Limit	MDL	DF	Prepared	Analyzed	CAS No.	Qual
TO15 MSV AIR	Analytical Method: TO-15								
Acetone	**70.5**	ug/m3	0.81	0.40	1.68		04/16/14 20:33	67-64-1	
Benzene	**16.4**	ug/m3	0.55	0.20	1.68		04/16/14 20:33	71-43-2	
Benzyl chloride	ND	ug/m3	1.8	0.88	1.68		04/16/14 20:33	100-44-7	
Bromodichloromethane	ND	ug/m3	2.3	0.31	1.68		04/16/14 20:33	75-27-4	
Bromoform	ND	ug/m3	3.5	0.50	1.68		04/16/14 20:33	75-25-2	
Bromomethane	ND	ug/m3	1.3	0.17	1.68		04/16/14 20:33	74-83-9	
1,3-Butadiene	ND	ug/m3	0.76	0.14	1.68		04/16/14 20:33	106-99-0	
2-Butanone (MEK)	**5.6**	ug/m3	1.0	0.22	1.68		04/16/14 20:33	78-93-3	
Carbon disulfide	**10.6**	ug/m3	1.1	0.12	1.68		04/16/14 20:33	75-15-0	
Carbon tetrachloride	ND	ug/m3	1.1	0.30	1.68		04/16/14 20:33	56-23-5	
Chlorobenzene	ND	ug/m3	1.6	0.18	1.68		04/16/14 20:33	108-90-7	
Chloroethane	ND	ug/m3	0.91	0.23	1.68		04/16/14 20:33	75-00-3	
Chloroform	ND	ug/m3	1.7	0.30	1.68		04/16/14 20:33	67-66-3	
Chloromethane	ND	ug/m3	0.71	0.091	1.68		04/16/14 20:33	74-87-3	
Cyclohexane	**30.1**	ug/m3	1.2	0.21	1.68		04/16/14 20:33	110-82-7	
Dibromochloromethane	ND	ug/m3	2.9	0.46	1.68		04/16/14 20:33	124-48-1	
1,2-Dibromoethane (EDB)	ND	ug/m3	2.6	0.39	1.68		04/16/14 20:33	106-93-4	
1,2-Dichlorobenzene	ND	ug/m3	2.0	0.24	1.68		04/16/14 20:33	95-50-1	
1,3-Dichlorobenzene	ND	ug/m3	2.0	0.39	1.68		04/16/14 20:33	541-73-1	
1,4-Dichlorobenzene	ND	ug/m3	2.0	0.33	1.68		04/16/14 20:33	106-46-7	
Dichlorodifluoromethane	**1.9**	ug/m3	1.7	0.18	1.68		04/16/14 20:33	75-71-8	
1,1-Dichloroethane	ND	ug/m3	1.4	0.24	1.68		04/16/14 20:33	75-34-3	
1,2-Dichloroethane	ND	ug/m3	0.69	0.20	1.68		04/16/14 20:33	107-06-2	
1,1-Dichloroethene	ND	ug/m3	1.4	0.17	1.68		04/16/14 20:33	75-35-4	
cis-1,2-Dichloroethene	ND	ug/m3	1.4	0.20	1.68		04/16/14 20:33	156-59-2	
trans-1,2-Dichloroethene	ND	ug/m3	1.4	0.27	1.68		04/16/14 20:33	156-60-5	
1,2-Dichloropropane	ND	ug/m3	1.6	0.26	1.68		04/16/14 20:33	78-87-5	
cis-1,3-Dichloropropene	ND	ug/m3	1.5	0.20	1.68		04/16/14 20:33	10061-01-5	
trans-1,3-Dichloropropene	ND	ug/m3	1.5	0.25	1.68		04/16/14 20:33	10061-02-6	
Dichlorotetrafluoroethane	ND	ug/m3	2.4	0.25	1.68		04/16/14 20:33	76-14-2	
Ethanol	**70.7**	ug/m3	0.64	0.32	1.68		04/16/14 20:33	64-17-5	
Ethyl acetate	ND	ug/m3	1.2	0.21	1.68		04/16/14 20:33	141-78-6	
Ethylbenzene	**31.9**	ug/m3	1.5	0.12	1.68		04/16/14 20:33	100-41-4	
4-Ethyltoluene	**5.7**	ug/m3	1.7	0.29	1.68		04/16/14 20:33	622-96-8	
n-Heptane	**16.9**	ug/m3	1.4	0.27	1.68		04/16/14 20:33	142-82-5	
Hexachloro-1,3-butadiene	ND	ug/m3	3.7	0.69	1.68		04/16/14 20:33	87-68-3	
n-Hexane	**19.3**	ug/m3	1.2	0.17	1.68		04/16/14 20:33	110-54-3	
2-Hexanone	ND	ug/m3	1.4	0.36	1.68		04/16/14 20:33	591-78-6	
Methylene Chloride	**52.2**	ug/m3	1.2	0.59	1.68		04/16/14 20:33	75-09-2	
4-Methyl-2-pentanone (MIBK)	ND	ug/m3	1.4	0.29	1.68		04/16/14 20:33	108-10-1	
Methyl-tert-butyl ether	ND	ug/m3	1.2	0.15	1.68		04/16/14 20:33	1634-04-4	
Naphthalene	ND	ug/m3	1.8	0.17	1.68		04/16/14 20:33	91-20-3	
2-Propanol	**14.6**	ug/m3	0.84	0.13	1.68		04/16/14 20:33	67-63-0	
Propylene	ND	ug/m3	0.59	0.18	1.68		04/16/14 20:33	115-07-1	
Styrene	**2.5**	ug/m3	1.5	0.23	1.68		04/16/14 20:33	100-42-5	
1,1,2,2-Tetrachloroethane	ND	ug/m3	1.2	0.39	1.68		04/16/14 20:33	79-34-5	

REPORT OF LABORATORY ANALYSIS

This report shall not be reproduced, except in full,
without the written consent of Pace Analytical Services, Inc..

Pace Analytical Services, Inc.
1700 Elm Street - Suite 200
Minneapolis, MN 55414
(612)607-1700

ANALYTICAL RESULTS

Project: 60317420St. Louis Park Inv.
Pace Project No.: 10262342

Sample: VP-609 **Lab ID: 10262342023** Collected: 04/02/14 10:46 Received: 04/03/14 16:38 Matrix: Air

Parameters	Results	Units	Report Limit	MDL	DF	Prepared	Analyzed	CAS No.	Qual
TO15 MSV AIR	Analytical Method: TO-15								
Tetrachloroethene	**4.6**	ug/m3	1.2	0.32	1.68		04/16/14 20:33	127-18-4	
Tetrahydrofuran	ND	ug/m3	1.0	0.11	1.68		04/16/14 20:33	109-99-9	
Toluene	**88.8**	ug/m3	1.3	0.23	1.68		04/16/14 20:33	108-88-3	
1,2,4-Trichlorobenzene	ND	ug/m3	2.5	0.33	1.68		04/16/14 20:33	120-82-1	
1,1,1-Trichloroethane	ND	ug/m3	1.9	0.23	1.68		04/16/14 20:33	71-55-6	
1,1,2-Trichloroethane	ND	ug/m3	0.92	0.41	1.68		04/16/14 20:33	79-00-5	
Trichloroethene	ND	ug/m3	0.92	0.30	1.68		04/16/14 20:33	79-01-6	
Trichlorofluoromethane	ND	ug/m3	1.9	0.23	1.68		04/16/14 20:33	75-69-4	
1,1,2-Trichlorotrifluoroethane	ND	ug/m3	2.7	0.27	1.68		04/16/14 20:33	76-13-1	
1,2,4-Trimethylbenzene	**13.1**	ug/m3	1.7	0.20	1.68		04/16/14 20:33	95-63-6	
1,3,5-Trimethylbenzene	**4.5**	ug/m3	1.7	0.35	1.68		04/16/14 20:33	108-67-8	
Vinyl acetate	ND	ug/m3	1.2	0.22	1.68		04/16/14 20:33	108-05-4	
Vinyl chloride	ND	ug/m3	0.44	0.16	1.68		04/16/14 20:33	75-01-4	
m&p-Xylene	**84.5**	ug/m3	3.0	0.18	1.68		04/16/14 20:33	179601-23-1	
o-Xylene	**22.9**	ug/m3	1.5	0.27	1.68		04/16/14 20:33	95-47-6	

REPORT OF LABORATORY ANALYSIS

This report shall not be reproduced, except in full,
without the written consent of Pace Analytical Services, Inc..

Pace Analytical Services, Inc.
1700 Elm Street - Suite 200
Minneapolis, MN 55414
(612)607-1700

ANALYTICAL RESULTS

Project: 60317420St. Louis Park Inv.
Pace Project No.: 10262342

Sample: VP-609A **Lab ID: 10262342024** Collected: 04/02/14 10:47 Received: 04/03/14 16:38 Matrix: Air

Parameters	Results	Units	Report Limit	MDL	DF	Prepared	Analyzed	CAS No.	Qual
TO15 MSV AIR	Analytical Method: TO-15								
Acetone	**103**	ug/m3	15.1	7.6	31.4		04/16/14 13:12	67-64-1	
Benzene	ND	ug/m3	10.2	3.7	31.4		04/16/14 13:12	71-43-2	
Benzyl chloride	ND	ug/m3	33.0	16.5	31.4		04/16/14 13:12	100-44-7	
Bromodichloromethane	ND	ug/m3	42.7	5.7	31.4		04/16/14 13:12	75-27-4	
Bromoform	ND	ug/m3	65.9	9.4	31.4		04/16/14 13:12	75-25-2	
Bromomethane	ND	ug/m3	24.8	3.2	31.4		04/16/14 13:12	74-83-9	
1,3-Butadiene	ND	ug/m3	14.1	2.7	31.4		04/16/14 13:12	106-99-0	
2-Butanone (MEK)	**19.7**	ug/m3	18.8	4.1	31.4		04/16/14 13:12	78-93-3	
Carbon disulfide	ND	ug/m3	19.8	2.2	31.4		04/16/14 13:12	75-15-0	
Carbon tetrachloride	ND	ug/m3	20.1	5.7	31.4		04/16/14 13:12	56-23-5	
Chlorobenzene	ND	ug/m3	29.5	3.3	31.4		04/16/14 13:12	108-90-7	
Chloroethane	ND	ug/m3	17.0	4.3	31.4		04/16/14 13:12	75-00-3	
Chloroform	ND	ug/m3	31.1	5.6	31.4		04/16/14 13:12	67-66-3	
Chloromethane	ND	ug/m3	13.2	1.7	31.4		04/16/14 13:12	74-87-3	
Cyclohexane	ND	ug/m3	22.0	4.0	31.4		04/16/14 13:12	110-82-7	
Dibromochloromethane	ND	ug/m3	54.3	8.5	31.4		04/16/14 13:12	124-48-1	
1,2-Dibromoethane (EDB)	ND	ug/m3	49.0	7.3	31.4		04/16/14 13:12	106-93-4	
1,2-Dichlorobenzene	ND	ug/m3	38.3	4.4	31.4		04/16/14 13:12	95-50-1	
1,3-Dichlorobenzene	ND	ug/m3	38.3	7.3	31.4		04/16/14 13:12	541-73-1	
1,4-Dichlorobenzene	ND	ug/m3	38.3	6.2	31.4		04/16/14 13:12	106-46-7	
Dichlorodifluoromethane	ND	ug/m3	31.7	3.4	31.4		04/16/14 13:12	75-71-8	
1,1-Dichloroethane	ND	ug/m3	25.7	4.4	31.4		04/16/14 13:12	75-34-3	
1,2-Dichloroethane	ND	ug/m3	12.9	3.7	31.4		04/16/14 13:12	107-06-2	
1,1-Dichloroethene	ND	ug/m3	25.4	3.2	31.4		04/16/14 13:12	75-35-4	
cis-1,2-Dichloroethene	ND	ug/m3	25.4	3.7	31.4		04/16/14 13:12	156-59-2	
trans-1,2-Dichloroethene	ND	ug/m3	25.4	5.1	31.4		04/16/14 13:12	156-60-5	
1,2-Dichloropropane	ND	ug/m3	29.5	4.8	31.4		04/16/14 13:12	78-87-5	
cis-1,3-Dichloropropene	ND	ug/m3	28.9	3.8	31.4		04/16/14 13:12	10061-01-5	
trans-1,3-Dichloropropene	ND	ug/m3	28.9	4.7	31.4		04/16/14 13:12	10061-02-6	
Dichlorotetrafluoroethane	ND	ug/m3	44.6	4.6	31.4		04/16/14 13:12	76-14-2	
Ethanol	**102**	ug/m3	11.9	6.0	31.4		04/16/14 13:12	64-17-5	
Ethyl acetate	ND	ug/m3	22.9	4.0	31.4		04/16/14 13:12	141-78-6	
Ethylbenzene	ND	ug/m3	27.6	2.3	31.4		04/16/14 13:12	100-41-4	
4-Ethyltoluene	ND	ug/m3	31.4	5.5	31.4		04/16/14 13:12	622-96-8	
n-Heptane	**30.1**	ug/m3	26.1	5.1	31.4		04/16/14 13:12	142-82-5	
Hexachloro-1,3-butadiene	ND	ug/m3	69.1	12.8	31.4		04/16/14 13:12	87-68-3	
n-Hexane	ND	ug/m3	22.6	3.2	31.4		04/16/14 13:12	110-54-3	
2-Hexanone	ND	ug/m3	26.1	6.7	31.4		04/16/14 13:12	591-78-6	
Methylene Chloride	**30.6**	ug/m3	22.3	11.1	31.4		04/16/14 13:12	75-09-2	
4-Methyl-2-pentanone (MIBK)	ND	ug/m3	26.1	5.4	31.4		04/16/14 13:12	108-10-1	
Methyl-tert-butyl ether	ND	ug/m3	22.9	2.8	31.4		04/16/14 13:12	1634-04-4	
Naphthalene	ND	ug/m3	33.6	3.1	31.4		04/16/14 13:12	91-20-3	
2-Propanol	**25.5**	ug/m3	15.7	2.5	31.4		04/16/14 13:12	67-63-0	
Propylene	ND	ug/m3	11.0	3.5	31.4		04/16/14 13:12	115-07-1	
Styrene	ND	ug/m3	27.3	4.2	31.4		04/16/14 13:12	100-42-5	
1,1,2,2-Tetrachloroethane	ND	ug/m3	21.9	7.3	31.4		04/16/14 13:12	79-34-5	

REPORT OF LABORATORY ANALYSIS

This report shall not be reproduced, except in full,
without the written consent of Pace Analytical Services, Inc..

Pace Analytical Services, Inc.
1700 Elm Street - Suite 200
Minneapolis, MN 55414
(612)607-1700

ANALYTICAL RESULTS

Project: 60317420St. Louis Park Inv.
Pace Project No.: 10262342

Sample: VP-609A **Lab ID: 10262342024** Collected: 04/02/14 10:47 Received: 04/03/14 16:38 Matrix: Air

Parameters	Results	Units	Report Limit	MDL	DF	Prepared	Analyzed	CAS No.	Qual
TO15 MSV AIR	Analytical Method: TO-15								
Tetrachloroethene	ND	ug/m3	21.6	5.9	31.4		04/16/14 13:12	127-18-4	
Tetrahydrofuran	ND	ug/m3	18.8	2.1	31.4		04/16/14 13:12	109-99-9	
Toluene	**1430**	ug/m3	24.2	4.2	31.4		04/16/14 13:12	108-88-3	
1,2,4-Trichlorobenzene	ND	ug/m3	47.4	6.2	31.4		04/16/14 13:12	120-82-1	
1,1,1-Trichloroethane	ND	ug/m3	34.9	4.4	31.4		04/16/14 13:12	71-55-6	
1,1,2-Trichloroethane	ND	ug/m3	17.3	7.6	31.4		04/16/14 13:12	79-00-5	
Trichloroethene	ND	ug/m3	17.3	5.6	31.4		04/16/14 13:12	79-01-6	
Trichlorofluoromethane	ND	ug/m3	35.8	4.3	31.4		04/16/14 13:12	75-69-4	
1,1,2-Trichlorotrifluoroethane	ND	ug/m3	50.2	5.0	31.4		04/16/14 13:12	76-13-1	
1,2,4-Trimethylbenzene	ND	ug/m3	31.4	3.8	31.4		04/16/14 13:12	95-63-6	
1,3,5-Trimethylbenzene	ND	ug/m3	31.4	6.5	31.4		04/16/14 13:12	108-67-8	
Vinyl acetate	ND	ug/m3	22.5	4.0	31.4		04/16/14 13:12	108-05-4	
Vinyl chloride	ND	ug/m3	8.2	2.9	31.4		04/16/14 13:12	75-01-4	
m&p-Xylene	**73.7**	ug/m3	55.3	3.3	31.4		04/16/14 13:12	179601-23-1	
o-Xylene	ND	ug/m3	27.6	5.0	31.4		04/16/14 13:12	95-47-6	

REPORT OF LABORATORY ANALYSIS

This report shall not be reproduced, except in full,
without the written consent of Pace Analytical Services, Inc..

Pace Analytical Services, Inc.
1700 Elm Street - Suite 200
Minneapolis, MN 55414
(612)607-1700

ANALYTICAL RESULTS

Project: 60317420St. Louis Park Inv.
Pace Project No.: 10262342

Sample: VP-608 **Lab ID: 10262342025** Collected: 04/02/14 11:08 Received: 04/03/14 16:38 Matrix: Air

Parameters	Results	Units	Report Limit	MDL	DF	Prepared	Analyzed	CAS No.	Qual
TO15 MSV AIR	Analytical Method: TO-15								
Acetone	**77.3**	ug/m3	0.75	0.38	1.57		04/16/14 22:03	67-64-1	
Benzene	**15.9**	ug/m3	0.51	0.19	1.57		04/16/14 22:03	71-43-2	
Benzyl chloride	ND	ug/m3	1.6	0.82	1.57		04/16/14 22:03	100-44-7	
Bromodichloromethane	ND	ug/m3	2.1	0.29	1.57		04/16/14 22:03	75-27-4	
Bromoform	ND	ug/m3	3.3	0.47	1.57		04/16/14 22:03	75-25-2	
Bromomethane	ND	ug/m3	1.2	0.16	1.57		04/16/14 22:03	74-83-9	
1,3-Butadiene	ND	ug/m3	0.71	0.13	1.57		04/16/14 22:03	106-99-0	
2-Butanone (MEK)	**8.1**	ug/m3	0.94	0.20	1.57		04/16/14 22:03	78-93-3	
Carbon disulfide	**10.7**	ug/m3	0.99	0.11	1.57		04/16/14 22:03	75-15-0	
Carbon tetrachloride	ND	ug/m3	1.0	0.28	1.57		04/16/14 22:03	56-23-5	
Chlorobenzene	ND	ug/m3	1.5	0.17	1.57		04/16/14 22:03	108-90-7	
Chloroethane	ND	ug/m3	0.85	0.22	1.57		04/16/14 22:03	75-00-3	
Chloroform	ND	ug/m3	1.6	0.28	1.57		04/16/14 22:03	67-66-3	
Chloromethane	ND	ug/m3	0.66	0.085	1.57		04/16/14 22:03	74-87-3	
Cyclohexane	**11.9**	ug/m3	1.1	0.20	1.57		04/16/14 22:03	110-82-7	
Dibromochloromethane	ND	ug/m3	2.7	0.43	1.57		04/16/14 22:03	124-48-1	
1,2-Dibromoethane (EDB)	ND	ug/m3	2.4	0.37	1.57		04/16/14 22:03	106-93-4	
1,2-Dichlorobenzene	ND	ug/m3	1.9	0.22	1.57		04/16/14 22:03	95-50-1	
1,3-Dichlorobenzene	ND	ug/m3	1.9	0.36	1.57		04/16/14 22:03	541-73-1	
1,4-Dichlorobenzene	ND	ug/m3	1.9	0.31	1.57		04/16/14 22:03	106-46-7	
Dichlorodifluoromethane	**2.2**	ug/m3	1.6	0.17	1.57		04/16/14 22:03	75-71-8	
1,1-Dichloroethane	ND	ug/m3	1.3	0.22	1.57		04/16/14 22:03	75-34-3	
1,2-Dichloroethane	ND	ug/m3	0.64	0.19	1.57		04/16/14 22:03	107-06-2	
1,1-Dichloroethene	ND	ug/m3	1.3	0.16	1.57		04/16/14 22:03	75-35-4	
cis-1,2-Dichloroethene	ND	ug/m3	1.3	0.19	1.57		04/16/14 22:03	156-59-2	
trans-1,2-Dichloroethene	ND	ug/m3	1.3	0.26	1.57		04/16/14 22:03	156-60-5	
1,2-Dichloropropane	ND	ug/m3	1.5	0.24	1.57		04/16/14 22:03	78-87-5	
cis-1,3-Dichloropropene	ND	ug/m3	1.4	0.19	1.57		04/16/14 22:03	10061-01-5	
trans-1,3-Dichloropropene	ND	ug/m3	1.4	0.24	1.57		04/16/14 22:03	10061-02-6	
Dichlorotetrafluoroethane	ND	ug/m3	2.2	0.23	1.57		04/16/14 22:03	76-14-2	
Ethanol	**96.4**	ug/m3	0.60	0.30	1.57		04/16/14 22:03	64-17-5	
Ethyl acetate	ND	ug/m3	1.1	0.20	1.57		04/16/14 22:03	141-78-6	
Ethylbenzene	**29.3**	ug/m3	1.4	0.12	1.57		04/16/14 22:03	100-41-4	
4-Ethyltoluene	**7.1**	ug/m3	1.6	0.27	1.57		04/16/14 22:03	622-96-8	
n-Heptane	**20.0**	ug/m3	1.3	0.25	1.57		04/16/14 22:03	142-82-5	
Hexachloro-1,3-butadiene	ND	ug/m3	3.5	0.64	1.57		04/16/14 22:03	87-68-3	
n-Hexane	**21.4**	ug/m3	1.1	0.16	1.57		04/16/14 22:03	110-54-3	
2-Hexanone	ND	ug/m3	1.3	0.33	1.57		04/16/14 22:03	591-78-6	
Methylene Chloride	**8.3**	ug/m3	1.1	0.55	1.57		04/16/14 22:03	75-09-2	
4-Methyl-2-pentanone (MIBK)	ND	ug/m3	1.3	0.27	1.57		04/16/14 22:03	108-10-1	
Methyl-tert-butyl ether	ND	ug/m3	1.1	0.14	1.57		04/16/14 22:03	1634-04-4	
Naphthalene	**2.7**	ug/m3	1.7	0.16	1.57		04/16/14 22:03	91-20-3	
2-Propanol	**13.6**	ug/m3	0.78	0.12	1.57		04/16/14 22:03	67-63-0	
Propylene	ND	ug/m3	0.55	0.17	1.57		04/16/14 22:03	115-07-1	
Styrene	ND	ug/m3	1.4	0.21	1.57		04/16/14 22:03	100-42-5	
1,1,2,2-Tetrachloroethane	ND	ug/m3	1.1	0.37	1.57		04/16/14 22:03	79-34-5	

REPORT OF LABORATORY ANALYSIS

This report shall not be reproduced, except in full,
without the written consent of Pace Analytical Services, Inc..

Pace Analytical Services, Inc.
1700 Elm Street - Suite 200
Minneapolis, MN 55414
(612)607-1700

ANALYTICAL RESULTS

Project: 60317420St. Louis Park Inv.
Pace Project No.: 10262342

Sample: VP-608 **Lab ID: 10262342025** Collected: 04/02/14 11:08 Received: 04/03/14 16:38 Matrix: Air

Parameters	Results	Units	Report Limit	MDL	DF	Prepared	Analyzed	CAS No.	Qual
TO15 MSV AIR	Analytical Method: TO-15								
Tetrachloroethene	**5.2**	ug/m3	1.1	0.30	1.57		04/16/14 22:03	127-18-4	
Tetrahydrofuran	ND	ug/m3	0.94	0.11	1.57		04/16/14 22:03	109-99-9	
Toluene	**96.8**	ug/m3	1.2	0.21	1.57		04/16/14 22:03	108-88-3	
1,2,4-Trichlorobenzene	ND	ug/m3	2.4	0.31	1.57		04/16/14 22:03	120-82-1	
1,1,1-Trichloroethane	ND	ug/m3	1.7	0.22	1.57		04/16/14 22:03	71-55-6	
1,1,2-Trichloroethane	ND	ug/m3	0.86	0.38	1.57		04/16/14 22:03	79-00-5	
Trichloroethene	**2.0**	ug/m3	0.86	0.28	1.57		04/16/14 22:03	79-01-6	
Trichlorofluoromethane	ND	ug/m3	1.8	0.22	1.57		04/16/14 22:03	75-69-4	
1,1,2-Trichlorotrifluoroethane	ND	ug/m3	2.5	0.25	1.57		04/16/14 22:03	76-13-1	
1,2,4-Trimethylbenzene	**16.3**	ug/m3	1.6	0.19	1.57		04/16/14 22:03	95-63-6	
1,3,5-Trimethylbenzene	**6.5**	ug/m3	1.6	0.32	1.57		04/16/14 22:03	108-67-8	
Vinyl acetate	ND	ug/m3	1.1	0.20	1.57		04/16/14 22:03	108-05-4	
Vinyl chloride	ND	ug/m3	0.41	0.15	1.57		04/16/14 22:03	75-01-4	
m&p-Xylene	**90.5**	ug/m3	2.8	0.17	1.57		04/16/14 22:03	179601-23-1	
o-Xylene	**27.5**	ug/m3	1.4	0.25	1.57		04/16/14 22:03	95-47-6	

REPORT OF LABORATORY ANALYSIS

This report shall not be reproduced, except in full,
without the written consent of Pace Analytical Services, Inc..

Pace Analytical Services, Inc.
1700 Elm Street - Suite 200
Minneapolis, MN 55414
(612)607-1700

ANALYTICAL RESULTS

Project: 60317420St. Louis Park Inv.
Pace Project No.: 10262342

Sample: VP-607 **Lab ID: 10262342026** Collected: 04/02/14 11:10 Received: 04/03/14 16:38 Matrix: Air

Parameters	Results	Units	Report Limit	MDL	DF	Prepared	Analyzed	CAS No.	Qual
TO15 MSV AIR	Analytical Method: TO-15								
Acetone	**85.2**	ug/m3	1.4	0.68	2.83		04/16/14 19:30	67-64-1	
Benzene	**17.8**	ug/m3	0.92	0.33	2.83		04/16/14 19:30	71-43-2	
Benzyl chloride	ND	ug/m3	3.0	1.5	2.83		04/16/14 19:30	100-44-7	
Bromodichloromethane	ND	ug/m3	3.8	0.52	2.83		04/16/14 19:30	75-27-4	
Bromoform	ND	ug/m3	5.9	0.84	2.83		04/16/14 19:30	75-25-2	
Bromomethane	ND	ug/m3	2.2	0.29	2.83		04/16/14 19:30	74-83-9	
1,3-Butadiene	ND	ug/m3	1.3	0.24	2.83		04/16/14 19:30	106-99-0	
2-Butanone (MEK)	**12.4**	ug/m3	1.7	0.37	2.83		04/16/14 19:30	78-93-3	
Carbon disulfide	**19.3**	ug/m3	1.8	0.20	2.83		04/16/14 19:30	75-15-0	
Carbon tetrachloride	ND	ug/m3	1.8	0.51	2.83		04/16/14 19:30	56-23-5	
Chlorobenzene	ND	ug/m3	2.7	0.30	2.83		04/16/14 19:30	108-90-7	
Chloroethane	ND	ug/m3	1.5	0.39	2.83		04/16/14 19:30	75-00-3	
Chloroform	**2.9**	ug/m3	2.8	0.51	2.83		04/16/14 19:30	67-66-3	
Chloromethane	ND	ug/m3	1.2	0.15	2.83		04/16/14 19:30	74-87-3	
Cyclohexane	**11.1**	ug/m3	2.0	0.36	2.83		04/16/14 19:30	110-82-7	
Dibromochloromethane	ND	ug/m3	4.9	0.77	2.83		04/16/14 19:30	124-48-1	
1,2-Dibromoethane (EDB)	ND	ug/m3	4.4	0.66	2.83		04/16/14 19:30	106-93-4	
1,2-Dichlorobenzene	ND	ug/m3	3.5	0.40	2.83		04/16/14 19:30	95-50-1	
1,3-Dichlorobenzene	ND	ug/m3	3.5	0.66	2.83		04/16/14 19:30	541-73-1	
1,4-Dichlorobenzene	ND	ug/m3	3.5	0.56	2.83		04/16/14 19:30	106-46-7	
Dichlorodifluoromethane	ND	ug/m3	2.9	0.31	2.83		04/16/14 19:30	75-71-8	
1,1-Dichloroethane	ND	ug/m3	2.3	0.40	2.83		04/16/14 19:30	75-34-3	
1,2-Dichloroethane	ND	ug/m3	1.2	0.34	2.83		04/16/14 19:30	107-06-2	
1,1-Dichloroethene	ND	ug/m3	2.3	0.29	2.83		04/16/14 19:30	75-35-4	
cis-1,2-Dichloroethene	ND	ug/m3	2.3	0.33	2.83		04/16/14 19:30	156-59-2	
trans-1,2-Dichloroethene	ND	ug/m3	2.3	0.46	2.83		04/16/14 19:30	156-60-5	
1,2-Dichloropropane	ND	ug/m3	2.7	0.43	2.83		04/16/14 19:30	78-87-5	
cis-1,3-Dichloropropene	ND	ug/m3	2.6	0.34	2.83		04/16/14 19:30	10061-01-5	
trans-1,3-Dichloropropene	ND	ug/m3	2.6	0.43	2.83		04/16/14 19:30	10061-02-6	
Dichlorotetrafluoroethane	ND	ug/m3	4.0	0.42	2.83		04/16/14 19:30	76-14-2	
Ethanol	**90.4**	ug/m3	1.1	0.54	2.83		04/16/14 19:30	64-17-5	
Ethyl acetate	ND	ug/m3	2.1	0.36	2.83		04/16/14 19:30	141-78-6	
Ethylbenzene	**23.5**	ug/m3	2.5	0.21	2.83		04/16/14 19:30	100-41-4	
4-Ethyltoluene	**6.0**	ug/m3	2.8	0.49	2.83		04/16/14 19:30	622-96-8	
n-Heptane	**17.7**	ug/m3	2.3	0.46	2.83		04/16/14 19:30	142-82-5	
Hexachloro-1,3-butadiene	ND	ug/m3	6.2	1.2	2.83		04/16/14 19:30	87-68-3	
n-Hexane	**26.9**	ug/m3	2.0	0.29	2.83		04/16/14 19:30	110-54-3	
2-Hexanone	ND	ug/m3	2.3	0.60	2.83		04/16/14 19:30	591-78-6	
Methylene Chloride	**74.5**	ug/m3	2.0	1.0	2.83		04/16/14 19:30	75-09-2	
4-Methyl-2-pentanone (MIBK)	ND	ug/m3	2.3	0.48	2.83		04/16/14 19:30	108-10-1	
Methyl-tert-butyl ether	ND	ug/m3	2.1	0.25	2.83		04/16/14 19:30	1634-04-4	
Naphthalene	ND	ug/m3	3.0	0.28	2.83		04/16/14 19:30	91-20-3	
2-Propanol	**45.8**	ug/m3	1.4	0.22	2.83		04/16/14 19:30	67-63-0	
Propylene	ND	ug/m3	0.99	0.31	2.83		04/16/14 19:30	115-07-1	
Styrene	**4.0**	ug/m3	2.5	0.38	2.83		04/16/14 19:30	100-42-5	
1,1,2,2-Tetrachloroethane	ND	ug/m3	2.0	0.66	2.83		04/16/14 19:30	79-34-5	

REPORT OF LABORATORY ANALYSIS

This report shall not be reproduced, except in full,
without the written consent of Pace Analytical Services, Inc..

Pace Analytical Services, Inc.
1700 Elm Street - Suite 200
Minneapolis, MN 55414
(612)607-1700

ANALYTICAL RESULTS

Project: 60317420St. Louis Park Inv.
Pace Project No.: 10262342

Sample: VP-607 **Lab ID: 10262342026** Collected: 04/02/14 11:10 Received: 04/03/14 16:38 Matrix: Air

Parameters	Results	Units	Report Limit	MDL	DF	Prepared	Analyzed	CAS No.	Qual
TO15 MSV AIR	Analytical Method: TO-15								
Tetrachloroethene	**5.3**	ug/m3	1.9	0.53	2.83		04/16/14 19:30	127-18-4	
Tetrahydrofuran	ND	ug/m3	1.7	0.19	2.83		04/16/14 19:30	109-99-9	
Toluene	**90.9**	ug/m3	2.2	0.38	2.83		04/16/14 19:30	108-88-3	
1,2,4-Trichlorobenzene	ND	ug/m3	4.3	0.56	2.83		04/16/14 19:30	120-82-1	
1,1,1-Trichloroethane	ND	ug/m3	3.1	0.39	2.83		04/16/14 19:30	71-55-6	
1,1,2-Trichloroethane	ND	ug/m3	1.6	0.69	2.83		04/16/14 19:30	79-00-5	
Trichloroethene	ND	ug/m3	1.6	0.50	2.83		04/16/14 19:30	79-01-6	
Trichlorofluoromethane	ND	ug/m3	3.2	0.39	2.83		04/16/14 19:30	75-69-4	
1,1,2-Trichlorotrifluoroethane	ND	ug/m3	4.5	0.45	2.83		04/16/14 19:30	76-13-1	
1,2,4-Trimethylbenzene	**13.6**	ug/m3	2.8	0.35	2.83		04/16/14 19:30	95-63-6	
1,3,5-Trimethylbenzene	**4.9**	ug/m3	2.8	0.59	2.83		04/16/14 19:30	108-67-8	
Vinyl acetate	ND	ug/m3	2.0	0.36	2.83		04/16/14 19:30	108-05-4	
Vinyl chloride	ND	ug/m3	0.74	0.26	2.83		04/16/14 19:30	75-01-4	
m&p-Xylene	**67.6**	ug/m3	5.0	0.30	2.83		04/16/14 19:30	179601-23-1	
o-Xylene	**22.1**	ug/m3	2.5	0.45	2.83		04/16/14 19:30	95-47-6	

REPORT OF LABORATORY ANALYSIS

This report shall not be reproduced, except in full,
without the written consent of Pace Analytical Services, Inc..

Pace Analytical Services, Inc.
1700 Elm Street - Suite 200
Minneapolis, MN 55414
(612)607-1700

ANALYTICAL RESULTS

Project: 60317420St. Louis Park Inv.
Pace Project No.: 10262342

Sample: VP-606 **Lab ID: 10262342027** Collected: 04/02/14 11:26 Received: 04/03/14 16:38 Matrix: Air

Parameters	Results	Units	Report Limit	MDL	DF	Prepared	Analyzed	CAS No.	Qual
TO15 MSV AIR	Analytical Method: TO-15								
Acetone	**86.7**	ug/m3	2.3	1.1	4.75		04/18/14 12:42	67-64-1	
Benzene	**6.9**	ug/m3	1.5	0.56	4.75		04/18/14 12:42	71-43-2	
Benzyl chloride	ND	ug/m3	12.5	2.5	4.75		04/18/14 12:42	100-44-7	
Bromodichloromethane	ND	ug/m3	6.5	0.86	4.75		04/18/14 12:42	75-27-4	
Bromoform	ND	ug/m3	10	1.4	4.75		04/18/14 12:42	75-25-2	
Bromomethane	ND	ug/m3	3.8	0.48	4.75		04/18/14 12:42	74-83-9	
1,3-Butadiene	ND	ug/m3	2.1	0.40	4.75		04/18/14 12:42	106-99-0	
2-Butanone (MEK)	**5.2**	ug/m3	2.8	0.62	4.75		04/18/14 12:42	78-93-3	
Carbon disulfide	**4.8**	ug/m3	3.0	0.34	4.75		04/18/14 12:42	75-15-0	
Carbon tetrachloride	ND	ug/m3	3.0	0.86	4.75		04/18/14 12:42	56-23-5	
Chlorobenzene	ND	ug/m3	4.5	0.50	4.75		04/18/14 12:42	108-90-7	
Chloroethane	ND	ug/m3	2.6	0.65	4.75		04/18/14 12:42	75-00-3	
Chloroform	ND	ug/m3	4.7	0.85	4.75		04/18/14 12:42	67-66-3	
Chloromethane	ND	ug/m3	2.0	0.26	4.75		04/18/14 12:42	74-87-3	
Cyclohexane	**7.4**	ug/m3	3.3	0.60	4.75		04/18/14 12:42	110-82-7	
Dibromochloromethane	ND	ug/m3	8.2	1.3	4.75		04/18/14 12:42	124-48-1	
1,2-Dibromoethane (EDB)	ND	ug/m3	7.4	1.1	4.75		04/18/14 12:42	106-93-4	
1,2-Dichlorobenzene	ND	ug/m3	5.8	0.67	4.75		04/18/14 12:42	95-50-1	
1,3-Dichlorobenzene	ND	ug/m3	5.8	1.1	4.75		04/18/14 12:42	541-73-1	
1,4-Dichlorobenzene	ND	ug/m3	5.8	0.94	4.75		04/18/14 12:42	106-46-7	
Dichlorodifluoromethane	ND	ug/m3	4.8	0.52	4.75		04/18/14 12:42	75-71-8	
1,1-Dichloroethane	ND	ug/m3	3.9	0.66	4.75		04/18/14 12:42	75-34-3	
1,2-Dichloroethane	ND	ug/m3	1.9	0.57	4.75		04/18/14 12:42	107-06-2	
1,1-Dichloroethene	ND	ug/m3	3.8	0.49	4.75		04/18/14 12:42	75-35-4	
cis-1,2-Dichloroethene	ND	ug/m3	3.8	0.56	4.75		04/18/14 12:42	156-59-2	
trans-1,2-Dichloroethene	ND	ug/m3	3.8	0.77	4.75		04/18/14 12:42	156-60-5	
1,2-Dichloropropane	ND	ug/m3	4.5	0.72	4.75		04/18/14 12:42	78-87-5	
cis-1,3-Dichloropropene	ND	ug/m3	4.4	0.57	4.75		04/18/14 12:42	10061-01-5	
trans-1,3-Dichloropropene	ND	ug/m3	4.4	0.72	4.75		04/18/14 12:42	10061-02-6	
Dichlorotetrafluoroethane	ND	ug/m3	6.7	0.70	4.75		04/18/14 12:42	76-14-2	
Ethanol	**61.3**	ug/m3	1.8	0.91	4.75		04/18/14 12:42	64-17-5	
Ethyl acetate	ND	ug/m3	3.5	0.60	4.75		04/18/14 12:42	141-78-6	
Ethylbenzene	**8.5**	ug/m3	4.2	0.35	4.75		04/18/14 12:42	100-41-4	
4-Ethyltoluene	ND	ug/m3	4.8	0.83	4.75		04/18/14 12:42	622-96-8	
n-Heptane	**5.9**	ug/m3	3.9	0.77	4.75		04/18/14 12:42	142-82-5	
Hexachloro-1,3-butadiene	ND	ug/m3	10.4	1.9	4.75		04/18/14 12:42	87-68-3	
n-Hexane	**92.6**	ug/m3	3.4	0.48	4.75		04/18/14 12:42	110-54-3	
2-Hexanone	ND	ug/m3	3.9	1.0	4.75		04/18/14 12:42	591-78-6	
Methylene Chloride	**952**	ug/m3	3.4	1.7	4.75		04/18/14 12:42	75-09-2	E
4-Methyl-2-pentanone (MIBK)	ND	ug/m3	3.9	0.81	4.75		04/18/14 12:42	108-10-1	
Methyl-tert-butyl ether	ND	ug/m3	3.5	0.42	4.75		04/18/14 12:42	1634-04-4	
Naphthalene	ND	ug/m3	5.1	0.47	4.75		04/18/14 12:42	91-20-3	
2-Propanol	ND	ug/m3	2.4	0.38	4.75		04/18/14 12:42	67-63-0	
Propylene	ND	ug/m3	1.7	0.52	4.75		04/18/14 12:42	115-07-1	
Styrene	ND	ug/m3	4.1	0.64	4.75		04/18/14 12:42	100-42-5	
1,1,2,2-Tetrachloroethane	ND	ug/m3	3.3	1.1	4.75		04/18/14 12:42	79-34-5	

REPORT OF LABORATORY ANALYSIS

This report shall not be reproduced, except in full,
without the written consent of Pace Analytical Services, Inc..

Pace Analytical Services, Inc.
1700 Elm Street - Suite 200
Minneapolis, MN 55414
(612)607-1700

ANALYTICAL RESULTS

Project: 60317420St. Louis Park Inv.
Pace Project No.: 10262342

Sample: VP-606 **Lab ID: 10262342027** Collected: 04/02/14 11:26 Received: 04/03/14 16:38 Matrix: Air

Parameters	Results	Units	Report Limit	MDL	DF	Prepared	Analyzed	CAS No.	Qual
TO15 MSV AIR	Analytical Method: TO-15								
Tetrachloroethene	ND	ug/m3	3.3	0.89	4.75		04/18/14 12:42	127-18-4	
Tetrahydrofuran	ND	ug/m3	2.8	0.32	4.75		04/18/14 12:42	109-99-9	
Toluene	**26.5**	ug/m3	3.7	0.64	4.75		04/18/14 12:42	108-88-3	
1,2,4-Trichlorobenzene	ND	ug/m3	7.2	0.94	4.75		04/18/14 12:42	120-82-1	
1,1,1-Trichloroethane	ND	ug/m3	5.3	0.66	4.75		04/18/14 12:42	71-55-6	
1,1,2-Trichloroethane	ND	ug/m3	2.6	1.2	4.75		04/18/14 12:42	79-00-5	
Trichloroethene	ND	ug/m3	2.6	0.85	4.75		04/18/14 12:42	79-01-6	
Trichlorofluoromethane	ND	ug/m3	5.4	0.66	4.75		04/18/14 12:42	75-69-4	
1,1,2-Trichlorotrifluoroethane	ND	ug/m3	7.6	0.76	4.75		04/18/14 12:42	76-13-1	
1,2,4-Trimethylbenzene	**10.4**	ug/m3	4.7	0.58	4.75		04/18/14 12:42	95-63-6	
1,3,5-Trimethylbenzene	ND	ug/m3	4.7	0.98	4.75		04/18/14 12:42	108-67-8	
Vinyl acetate	ND	ug/m3	3.4	0.61	4.75		04/18/14 12:42	108-05-4	
Vinyl chloride	ND	ug/m3	1.2	0.44	4.75		04/18/14 12:42	75-01-4	
m&p-Xylene	**23.9**	ug/m3	8.4	0.50	4.75		04/18/14 12:42	179601-23-1	
o-Xylene	**8.9**	ug/m3	4.2	0.76	4.75		04/18/14 12:42	95-47-6	

REPORT OF LABORATORY ANALYSIS

This report shall not be reproduced, except in full,
without the written consent of Pace Analytical Services, Inc..

Pace Analytical Services, Inc.
1700 Elm Street - Suite 200
Minneapolis, MN 55414
(612)607-1700

ANALYTICAL RESULTS

Project: 60317420St. Louis Park Inv.
Pace Project No.: 10262342

Sample: VP-605 **Lab ID: 10262342028** Collected: 04/02/14 11:57 Received: 04/03/14 16:38 Matrix: Air

Parameters	Results	Units	Report Limit	MDL	DF	Prepared	Analyzed	CAS No.	Qual
TO15 MSV AIR	Analytical Method: TO-15								
Acetone	**172**	ug/m3	1.1	0.56	2.32		04/16/14 21:02	67-64-1	
Benzene	**16.3**	ug/m3	0.75	0.27	2.32		04/16/14 21:02	71-43-2	
Benzyl chloride	ND	ug/m3	2.4	1.2	2.32		04/16/14 21:02	100-44-7	
Bromodichloromethane	ND	ug/m3	3.2	0.42	2.32		04/16/14 21:02	75-27-4	
Bromoform	ND	ug/m3	4.9	0.69	2.32		04/16/14 21:02	75-25-2	
Bromomethane	ND	ug/m3	1.8	0.24	2.32		04/16/14 21:02	74-83-9	
1,3-Butadiene	ND	ug/m3	1.0	0.20	2.32		04/16/14 21:02	106-99-0	
2-Butanone (MEK)	**17.8**	ug/m3	1.4	0.30	2.32		04/16/14 21:02	78-93-3	
Carbon disulfide	**12.8**	ug/m3	1.5	0.16	2.32		04/16/14 21:02	75-15-0	
Carbon tetrachloride	ND	ug/m3	1.5	0.42	2.32		04/16/14 21:02	56-23-5	
Chlorobenzene	ND	ug/m3	2.2	0.25	2.32		04/16/14 21:02	108-90-7	
Chloroethane	ND	ug/m3	1.3	0.32	2.32		04/16/14 21:02	75-00-3	
Chloroform	ND	ug/m3	2.3	0.42	2.32		04/16/14 21:02	67-66-3	
Chloromethane	ND	ug/m3	0.97	0.13	2.32		04/16/14 21:02	74-87-3	
Cyclohexane	**9.5**	ug/m3	1.6	0.29	2.32		04/16/14 21:02	110-82-7	
Dibromochloromethane	ND	ug/m3	4.0	0.63	2.32		04/16/14 21:02	124-48-1	
1,2-Dibromoethane (EDB)	ND	ug/m3	3.6	0.54	2.32		04/16/14 21:02	106-93-4	
1,2-Dichlorobenzene	ND	ug/m3	2.8	0.33	2.32		04/16/14 21:02	95-50-1	
1,3-Dichlorobenzene	ND	ug/m3	2.8	0.54	2.32		04/16/14 21:02	541-73-1	
1,4-Dichlorobenzene	ND	ug/m3	2.8	0.46	2.32		04/16/14 21:02	106-46-7	
Dichlorodifluoromethane	**2.6**	ug/m3	2.3	0.25	2.32		04/16/14 21:02	75-71-8	
1,1-Dichloroethane	ND	ug/m3	1.9	0.32	2.32		04/16/14 21:02	75-34-3	
1,2-Dichloroethane	ND	ug/m3	0.95	0.28	2.32		04/16/14 21:02	107-06-2	
1,1-Dichloroethene	ND	ug/m3	1.9	0.24	2.32		04/16/14 21:02	75-35-4	
cis-1,2-Dichloroethene	ND	ug/m3	1.9	0.27	2.32		04/16/14 21:02	156-59-2	
trans-1,2-Dichloroethene	ND	ug/m3	1.9	0.38	2.32		04/16/14 21:02	156-60-5	
1,2-Dichloropropane	ND	ug/m3	2.2	0.35	2.32		04/16/14 21:02	78-87-5	
cis-1,3-Dichloropropene	ND	ug/m3	2.1	0.28	2.32		04/16/14 21:02	10061-01-5	
trans-1,3-Dichloropropene	ND	ug/m3	2.1	0.35	2.32		04/16/14 21:02	10061-02-6	
Dichlorotetrafluoroethane	ND	ug/m3	3.3	0.34	2.32		04/16/14 21:02	76-14-2	
Ethanol	**161**	ug/m3	0.88	0.45	2.32		04/16/14 21:02	64-17-5	E
Ethyl acetate	ND	ug/m3	1.7	0.29	2.32		04/16/14 21:02	141-78-6	
Ethylbenzene	**49.6**	ug/m3	2.0	0.17	2.32		04/16/14 21:02	100-41-4	
4-Ethyltoluene	**20.3**	ug/m3	2.3	0.40	2.32		04/16/14 21:02	622-96-8	
n-Heptane	**18.7**	ug/m3	1.9	0.38	2.32		04/16/14 21:02	142-82-5	
Hexachloro-1,3-butadiene	ND	ug/m3	5.1	0.95	2.32		04/16/14 21:02	87-68-3	
n-Hexane	**17.5**	ug/m3	1.7	0.23	2.32		04/16/14 21:02	110-54-3	
2-Hexanone	ND	ug/m3	1.9	0.49	2.32		04/16/14 21:02	591-78-6	
Methylene Chloride	**26.9**	ug/m3	1.6	0.82	2.32		04/16/14 21:02	75-09-2	
4-Methyl-2-pentanone (MIBK)	**3.9**	ug/m3	1.9	0.40	2.32		04/16/14 21:02	108-10-1	
Methyl-tert-butyl ether	ND	ug/m3	1.7	0.21	2.32		04/16/14 21:02	1634-04-4	
Naphthalene	ND	ug/m3	2.5	0.23	2.32		04/16/14 21:02	91-20-3	
2-Propanol	**19.0**	ug/m3	1.2	0.18	2.32		04/16/14 21:02	67-63-0	
Propylene	ND	ug/m3	0.81	0.26	2.32		04/16/14 21:02	115-07-1	
Styrene	**3.5**	ug/m3	2.0	0.31	2.32		04/16/14 21:02	100-42-5	
1,1,2,2-Tetrachloroethane	ND	ug/m3	1.6	0.54	2.32		04/16/14 21:02	79-34-5	

REPORT OF LABORATORY ANALYSIS

This report shall not be reproduced, except in full,
without the written consent of Pace Analytical Services, Inc..

Pace Analytical Services, Inc.
1700 Elm Street - Suite 200
Minneapolis, MN 55414
(612)607-1700

ANALYTICAL RESULTS

Project: 60317420St. Louis Park Inv.
Pace Project No.: 10262342

Sample: VP-605 **Lab ID: 10262342028** Collected: 04/02/14 11:57 Received: 04/03/14 16:38 Matrix: Air

Parameters	Results	Units	Report Limit	MDL	DF	Prepared	Analyzed	CAS No.	Qual
TO15 MSV AIR	Analytical Method: TO-15								
Tetrachloroethene	**4.4**	ug/m3	1.6	0.44	2.32		04/16/14 21:02	127-18-4	
Tetrahydrofuran	ND	ug/m3	1.4	0.16	2.32		04/16/14 21:02	109-99-9	
Toluene	**109**	ug/m3	1.8	0.31	2.32		04/16/14 21:02	108-88-3	
1,2,4-Trichlorobenzene	ND	ug/m3	3.5	0.46	2.32		04/16/14 21:02	120-82-1	
1,1,1-Trichloroethane	ND	ug/m3	2.6	0.32	2.32		04/16/14 21:02	71-55-6	
1,1,2-Trichloroethane	ND	ug/m3	1.3	0.56	2.32		04/16/14 21:02	79-00-5	
Trichloroethene	ND	ug/m3	1.3	0.41	2.32		04/16/14 21:02	79-01-6	
Trichlorofluoromethane	ND	ug/m3	2.6	0.32	2.32		04/16/14 21:02	75-69-4	
1,1,2-Trichlorotrifluoroethane	ND	ug/m3	3.7	0.37	2.32		04/16/14 21:02	76-13-1	
1,2,4-Trimethylbenzene	**52.1**	ug/m3	2.3	0.28	2.32		04/16/14 21:02	95-63-6	
1,3,5-Trimethylbenzene	**19.2**	ug/m3	2.3	0.48	2.32		04/16/14 21:02	108-67-8	
Vinyl acetate	ND	ug/m3	1.7	0.30	2.32		04/16/14 21:02	108-05-4	
Vinyl chloride	ND	ug/m3	0.60	0.22	2.32		04/16/14 21:02	75-01-4	
m&p-Xylene	**136**	ug/m3	4.1	0.25	2.32		04/16/14 21:02	179601-23-1	
o-Xylene	**47.1**	ug/m3	2.0	0.37	2.32		04/16/14 21:02	95-47-6	

REPORT OF LABORATORY ANALYSIS

This report shall not be reproduced, except in full,
without the written consent of Pace Analytical Services, Inc..

Pace Analytical Services, Inc.
1700 Elm Street - Suite 200
Minneapolis, MN 55414
(612)607-1700

ANALYTICAL RESULTS

Project: 60317420St. Louis Park Inv.
Pace Project No.: 10262342

Sample: VP-604 **Lab ID: 10262342029** Collected: 04/02/14 11:35 Received: 04/03/14 16:38 Matrix: Air

Parameters	Results	Units	Report Limit	MDL	DF	Prepared	Analyzed	CAS No.	Qual
TO15 MSV AIR	Analytical Method: TO-15								
Acetone	**81.1**	ug/m3	3.8	1.9	7.85		04/16/14 13:39	67-64-1	
Benzene	**28.3**	ug/m3	2.6	0.93	7.85		04/16/14 13:39	71-43-2	
Benzyl chloride	ND	ug/m3	8.2	4.1	7.85		04/16/14 13:39	100-44-7	
Bromodichloromethane	ND	ug/m3	10.7	1.4	7.85		04/16/14 13:39	75-27-4	
Bromoform	ND	ug/m3	16.5	2.3	7.85		04/16/14 13:39	75-25-2	
Bromomethane	ND	ug/m3	6.2	0.80	7.85		04/16/14 13:39	74-83-9	
1,3-Butadiene	ND	ug/m3	3.5	0.67	7.85		04/16/14 13:39	106-99-0	
2-Butanone (MEK)	**10.5**	ug/m3	4.7	1.0	7.85		04/16/14 13:39	78-93-3	
Carbon disulfide	**16.8**	ug/m3	4.9	0.56	7.85		04/16/14 13:39	75-15-0	
Carbon tetrachloride	ND	ug/m3	5.0	1.4	7.85		04/16/14 13:39	56-23-5	
Chlorobenzene	ND	ug/m3	7.4	0.83	7.85		04/16/14 13:39	108-90-7	
Chloroethane	ND	ug/m3	4.2	1.1	7.85		04/16/14 13:39	75-00-3	
Chloroform	ND	ug/m3	7.8	1.4	7.85		04/16/14 13:39	67-66-3	
Chloromethane	ND	ug/m3	3.3	0.42	7.85		04/16/14 13:39	74-87-3	
Cyclohexane	**16.1**	ug/m3	5.5	0.99	7.85		04/16/14 13:39	110-82-7	
Dibromochloromethane	ND	ug/m3	13.6	2.1	7.85		04/16/14 13:39	124-48-1	
1,2-Dibromoethane (EDB)	ND	ug/m3	12.2	1.8	7.85		04/16/14 13:39	106-93-4	
1,2-Dichlorobenzene	ND	ug/m3	9.6	1.1	7.85		04/16/14 13:39	95-50-1	
1,3-Dichlorobenzene	ND	ug/m3	9.6	1.8	7.85		04/16/14 13:39	541-73-1	
1,4-Dichlorobenzene	ND	ug/m3	9.6	1.6	7.85		04/16/14 13:39	106-46-7	
Dichlorodifluoromethane	ND	ug/m3	7.9	0.86	7.85		04/16/14 13:39	75-71-8	
1,1-Dichloroethane	ND	ug/m3	6.4	1.1	7.85		04/16/14 13:39	75-34-3	
1,2-Dichloroethane	ND	ug/m3	3.2	0.93	7.85		04/16/14 13:39	107-06-2	
1,1-Dichloroethene	ND	ug/m3	6.4	0.81	7.85		04/16/14 13:39	75-35-4	
cis-1,2-Dichloroethene	ND	ug/m3	6.4	0.93	7.85		04/16/14 13:39	156-59-2	
trans-1,2-Dichloroethene	ND	ug/m3	6.4	1.3	7.85		04/16/14 13:39	156-60-5	
1,2-Dichloropropane	ND	ug/m3	7.4	1.2	7.85		04/16/14 13:39	78-87-5	
cis-1,3-Dichloropropene	ND	ug/m3	7.2	0.94	7.85		04/16/14 13:39	10061-01-5	
trans-1,3-Dichloropropene	ND	ug/m3	7.2	1.2	7.85		04/16/14 13:39	10061-02-6	
Dichlorotetrafluoroethane	ND	ug/m3	11.1	1.2	7.85		04/16/14 13:39	76-14-2	
Ethanol	**106**	ug/m3	3.0	1.5	7.85		04/16/14 13:39	64-17-5	
Ethyl acetate	ND	ug/m3	5.7	0.99	7.85		04/16/14 13:39	141-78-6	
Ethylbenzene	**17.4**	ug/m3	6.9	0.58	7.85		04/16/14 13:39	100-41-4	
4-Ethyltoluene	ND	ug/m3	7.8	1.4	7.85		04/16/14 13:39	622-96-8	
n-Heptane	**28.0**	ug/m3	6.5	1.3	7.85		04/16/14 13:39	142-82-5	
Hexachloro-1,3-butadiene	ND	ug/m3	17.3	3.2	7.85		04/16/14 13:39	87-68-3	
n-Hexane	**45.7**	ug/m3	5.7	0.79	7.85		04/16/14 13:39	110-54-3	
2-Hexanone	ND	ug/m3	6.5	1.7	7.85		04/16/14 13:39	591-78-6	
Methylene Chloride	**35.8**	ug/m3	5.6	2.8	7.85		04/16/14 13:39	75-09-2	
4-Methyl-2-pentanone (MIBK)	ND	ug/m3	6.5	1.3	7.85		04/16/14 13:39	108-10-1	
Methyl-tert-butyl ether	ND	ug/m3	5.7	0.70	7.85		04/16/14 13:39	1634-04-4	
Naphthalene	ND	ug/m3	8.4	0.78	7.85		04/16/14 13:39	91-20-3	
2-Propanol	ND	ug/m3	3.9	0.62	7.85		04/16/14 13:39	67-63-0	
Propylene	ND	ug/m3	2.7	0.86	7.85		04/16/14 13:39	115-07-1	
Styrene	ND	ug/m3	6.8	1.1	7.85		04/16/14 13:39	100-42-5	
1,1,2,2-Tetrachloroethane	ND	ug/m3	5.5	1.8	7.85		04/16/14 13:39	79-34-5	

REPORT OF LABORATORY ANALYSIS

This report shall not be reproduced, except in full,
without the written consent of Pace Analytical Services, Inc..

Pace Analytical Services, Inc.
1700 Elm Street - Suite 200
Minneapolis, MN 55414
(612)607-1700

ANALYTICAL RESULTS

Project: 60317420St. Louis Park Inv.
Pace Project No.: 10262342

Sample: VP-604 **Lab ID: 10262342029** Collected: 04/02/14 11:35 Received: 04/03/14 16:38 Matrix: Air

Parameters	Results	Units	Report Limit	MDL	DF	Prepared	Analyzed	CAS No.	Qual
TO15 MSV AIR	Analytical Method: TO-15								
Tetrachloroethene	ND	ug/m3	5.4	1.5	7.85		04/16/14 13:39	127-18-4	
Tetrahydrofuran	ND	ug/m3	4.7	0.53	7.85		04/16/14 13:39	109-99-9	
Toluene	**70.3**	ug/m3	6.0	1.1	7.85		04/16/14 13:39	108-88-3	
1,2,4-Trichlorobenzene	ND	ug/m3	11.9	1.5	7.85		04/16/14 13:39	120-82-1	
1,1,1-Trichloroethane	ND	ug/m3	8.7	1.1	7.85		04/16/14 13:39	71-55-6	
1,1,2-Trichloroethane	ND	ug/m3	4.3	1.9	7.85		04/16/14 13:39	79-00-5	
Trichloroethene	ND	ug/m3	4.3	1.4	7.85		04/16/14 13:39	79-01-6	
Trichlorofluoromethane	ND	ug/m3	8.9	1.1	7.85		04/16/14 13:39	75-69-4	
1,1,2-Trichlorotrifluoroethane	ND	ug/m3	12.6	1.3	7.85		04/16/14 13:39	76-13-1	
1,2,4-Trimethylbenzene	**21.8**	ug/m3	7.8	0.96	7.85		04/16/14 13:39	95-63-6	
1,3,5-Trimethylbenzene	ND	ug/m3	7.8	1.6	7.85		04/16/14 13:39	108-67-8	
Vinyl acetate	ND	ug/m3	5.6	1.0	7.85		04/16/14 13:39	108-05-4	
Vinyl chloride	ND	ug/m3	2.0	0.73	7.85		04/16/14 13:39	75-01-4	
m&p-Xylene	**55.1**	ug/m3	13.8	0.83	7.85		04/16/14 13:39	179601-23-1	
o-Xylene	**19.5**	ug/m3	6.9	1.2	7.85		04/16/14 13:39	95-47-6	

REPORT OF LABORATORY ANALYSIS

This report shall not be reproduced, except in full,
without the written consent of Pace Analytical Services, Inc..

Pace Analytical Services, Inc.
1700 Elm Street - Suite 200
Minneapolis, MN 55414
(612)607-1700

ANALYTICAL RESULTS

Project: 60317420St. Louis Park Inv.
Pace Project No.: 10262342

Sample: VP-603 **Lab ID: 10262342030** Collected: 04/02/14 12:07 Received: 04/03/14 16:38 Matrix: Air

Parameters	Results	Units	Report Limit	MDL	DF	Prepared	Analyzed	CAS No.	Qual
TO15 MSV AIR	Analytical Method: TO-15								
Acetone	**91.0**	ug/m3	1.1	0.56	2.32		04/16/14 23:00	67-64-1	
Benzene	**37.3**	ug/m3	0.75	0.27	2.32		04/16/14 23:00	71-43-2	
Benzyl chloride	ND	ug/m3	2.4	1.2	2.32		04/16/14 23:00	100-44-7	
Bromodichloromethane	ND	ug/m3	3.2	0.42	2.32		04/16/14 23:00	75-27-4	
Bromoform	ND	ug/m3	4.9	0.69	2.32		04/16/14 23:00	75-25-2	
Bromomethane	ND	ug/m3	1.8	0.24	2.32		04/16/14 23:00	74-83-9	
1,3-Butadiene	ND	ug/m3	1.0	0.20	2.32		04/16/14 23:00	106-99-0	
2-Butanone (MEK)	**18.5**	ug/m3	1.4	0.30	2.32		04/16/14 23:00	78-93-3	
Carbon disulfide	**19.6**	ug/m3	1.5	0.16	2.32		04/16/14 23:00	75-15-0	
Carbon tetrachloride	ND	ug/m3	1.5	0.42	2.32		04/16/14 23:00	56-23-5	
Chlorobenzene	ND	ug/m3	2.2	0.25	2.32		04/16/14 23:00	108-90-7	
Chloroethane	ND	ug/m3	1.3	0.32	2.32		04/16/14 23:00	75-00-3	
Chloroform	ND	ug/m3	2.3	0.42	2.32		04/16/14 23:00	67-66-3	
Chloromethane	ND	ug/m3	0.97	0.13	2.32		04/16/14 23:00	74-87-3	
Cyclohexane	**13.7**	ug/m3	1.6	0.29	2.32		04/16/14 23:00	110-82-7	
Dibromochloromethane	ND	ug/m3	4.0	0.63	2.32		04/16/14 23:00	124-48-1	
1,2-Dibromoethane (EDB)	ND	ug/m3	3.6	0.54	2.32		04/16/14 23:00	106-93-4	
1,2-Dichlorobenzene	ND	ug/m3	2.8	0.33	2.32		04/16/14 23:00	95-50-1	
1,3-Dichlorobenzene	ND	ug/m3	2.8	0.54	2.32		04/16/14 23:00	541-73-1	
1,4-Dichlorobenzene	ND	ug/m3	2.8	0.46	2.32		04/16/14 23:00	106-46-7	
Dichlorodifluoromethane	**2.8**	ug/m3	2.3	0.25	2.32		04/16/14 23:00	75-71-8	
1,1-Dichloroethane	ND	ug/m3	1.9	0.32	2.32		04/16/14 23:00	75-34-3	
1,2-Dichloroethane	ND	ug/m3	0.95	0.28	2.32		04/16/14 23:00	107-06-2	
1,1-Dichloroethene	ND	ug/m3	1.9	0.24	2.32		04/16/14 23:00	75-35-4	
cis-1,2-Dichloroethene	ND	ug/m3	1.9	0.27	2.32		04/16/14 23:00	156-59-2	
trans-1,2-Dichloroethene	ND	ug/m3	1.9	0.38	2.32		04/16/14 23:00	156-60-5	
1,2-Dichloropropane	ND	ug/m3	2.2	0.35	2.32		04/16/14 23:00	78-87-5	
cis-1,3-Dichloropropene	ND	ug/m3	2.1	0.28	2.32		04/16/14 23:00	10061-01-5	
trans-1,3-Dichloropropene	ND	ug/m3	2.1	0.35	2.32		04/16/14 23:00	10061-02-6	
Dichlorotetrafluoroethane	ND	ug/m3	3.3	0.34	2.32		04/16/14 23:00	76-14-2	
Ethanol	**105**	ug/m3	0.88	0.45	2.32		04/16/14 23:00	64-17-5	
Ethyl acetate	ND	ug/m3	1.7	0.29	2.32		04/16/14 23:00	141-78-6	
Ethylbenzene	**22.1**	ug/m3	2.0	0.17	2.32		04/16/14 23:00	100-41-4	
4-Ethyltoluene	**5.0**	ug/m3	2.3	0.40	2.32		04/16/14 23:00	622-96-8	
n-Heptane	**19.5**	ug/m3	1.9	0.38	2.32		04/16/14 23:00	142-82-5	
Hexachloro-1,3-butadiene	ND	ug/m3	5.1	0.95	2.32		04/16/14 23:00	87-68-3	
n-Hexane	**30.7**	ug/m3	1.7	0.23	2.32		04/16/14 23:00	110-54-3	
2-Hexanone	**4.3**	ug/m3	1.9	0.49	2.32		04/16/14 23:00	591-78-6	
Methylene Chloride	**35.3**	ug/m3	1.6	0.82	2.32		04/16/14 23:00	75-09-2	
4-Methyl-2-pentanone (MIBK)	ND	ug/m3	1.9	0.40	2.32		04/16/14 23:00	108-10-1	
Methyl-tert-butyl ether	ND	ug/m3	1.7	0.21	2.32		04/16/14 23:00	1634-04-4	
Naphthalene	ND	ug/m3	2.5	0.23	2.32		04/16/14 23:00	91-20-3	
2-Propanol	**33.3**	ug/m3	1.2	0.18	2.32		04/16/14 23:00	67-63-0	
Propylene	ND	ug/m3	0.81	0.26	2.32		04/16/14 23:00	115-07-1	
Styrene	**4.6**	ug/m3	2.0	0.31	2.32		04/16/14 23:00	100-42-5	
1,1,2,2-Tetrachloroethane	ND	ug/m3	1.6	0.54	2.32		04/16/14 23:00	79-34-5	

REPORT OF LABORATORY ANALYSIS

This report shall not be reproduced, except in full,
without the written consent of Pace Analytical Services, Inc..

Pace Analytical Services, Inc.
1700 Elm Street - Suite 200
Minneapolis, MN 55414
(612)607-1700

ANALYTICAL RESULTS

Project: 60317420St. Louis Park Inv.
Pace Project No.: 10262342

Sample: VP-603 **Lab ID: 10262342030** Collected: 04/02/14 12:07 Received: 04/03/14 16:38 Matrix: Air

Parameters	Results	Units	Report Limit	MDL	DF	Prepared	Analyzed	CAS No.	Qual
TO15 MSV AIR	Analytical Method: TO-15								
Tetrachloroethene	**3.8**	ug/m3	1.6	0.44	2.32		04/16/14 23:00	127-18-4	
Tetrahydrofuran	ND	ug/m3	1.4	0.16	2.32		04/16/14 23:00	109-99-9	
Toluene	**104**	ug/m3	1.8	0.31	2.32		04/16/14 23:00	108-88-3	
1,2,4-Trichlorobenzene	ND	ug/m3	3.5	0.46	2.32		04/16/14 23:00	120-82-1	
1,1,1-Trichloroethane	ND	ug/m3	2.6	0.32	2.32		04/16/14 23:00	71-55-6	
1,1,2-Trichloroethane	ND	ug/m3	1.3	0.56	2.32		04/16/14 23:00	79-00-5	
Trichloroethene	ND	ug/m3	1.3	0.41	2.32		04/16/14 23:00	79-01-6	
Trichlorofluoromethane	ND	ug/m3	2.6	0.32	2.32		04/16/14 23:00	75-69-4	
1,1,2-Trichlorotrifluoroethane	ND	ug/m3	3.7	0.37	2.32		04/16/14 23:00	76-13-1	
1,2,4-Trimethylbenzene	**13.8**	ug/m3	2.3	0.28	2.32		04/16/14 23:00	95-63-6	
1,3,5-Trimethylbenzene	**4.8**	ug/m3	2.3	0.48	2.32		04/16/14 23:00	108-67-8	
Vinyl acetate	ND	ug/m3	1.7	0.30	2.32		04/16/14 23:00	108-05-4	
Vinyl chloride	ND	ug/m3	0.60	0.22	2.32		04/16/14 23:00	75-01-4	
m&p-Xylene	**60.2**	ug/m3	4.1	0.25	2.32		04/16/14 23:00	179601-23-1	
o-Xylene	**17.6**	ug/m3	2.0	0.37	2.32		04/16/14 23:00	95-47-6	

REPORT OF LABORATORY ANALYSIS

This report shall not be reproduced, except in full,
without the written consent of Pace Analytical Services, Inc..

Pace Analytical Services, Inc.
1700 Elm Street - Suite 200
Minneapolis, MN 55414
(612)607-1700

ANALYTICAL RESULTS

Project: 60317420St. Louis Park Inv.
Pace Project No.: 10262342

Sample: VP-602 **Lab ID: 10262342031** Collected: 04/02/14 12:12 Received: 04/03/14 16:38 Matrix: Air

Parameters	Results	Units	Report Limit	MDL	DF	Prepared	Analyzed	CAS No.	Qual
TO15 MSV AIR	Analytical Method: TO-15								
Acetone	**42.1**	ug/m3	0.75	0.38	1.57		04/17/14 22:49	67-64-1	
Benzene	**5.0**	ug/m3	0.51	0.19	1.57		04/17/14 22:49	71-43-2	
Benzyl chloride	ND	ug/m3	4.1	0.82	1.57		04/17/14 22:49	100-44-7	
Bromodichloromethane	ND	ug/m3	2.1	0.29	1.57		04/17/14 22:49	75-27-4	
Bromoform	ND	ug/m3	3.3	0.47	1.57		04/17/14 22:49	75-25-2	
Bromomethane	ND	ug/m3	1.2	0.16	1.57		04/17/14 22:49	74-83-9	
1,3-Butadiene	ND	ug/m3	0.71	0.13	1.57		04/17/14 22:49	106-99-0	
2-Butanone (MEK)	**6.3**	ug/m3	0.94	0.20	1.57		04/17/14 22:49	78-93-3	
Carbon disulfide	**6.9**	ug/m3	0.99	0.11	1.57		04/17/14 22:49	75-15-0	
Carbon tetrachloride	ND	ug/m3	1.0	0.28	1.57		04/17/14 22:49	56-23-5	
Chlorobenzene	ND	ug/m3	1.5	0.17	1.57		04/17/14 22:49	108-90-7	
Chloroethane	ND	ug/m3	0.85	0.22	1.57		04/17/14 22:49	75-00-3	
Chloroform	ND	ug/m3	1.6	0.28	1.57		04/17/14 22:49	67-66-3	
Chloromethane	ND	ug/m3	0.66	0.085	1.57		04/17/14 22:49	74-87-3	
Cyclohexane	**3.5**	ug/m3	1.1	0.20	1.57		04/17/14 22:49	110-82-7	
Dibromochloromethane	ND	ug/m3	2.7	0.43	1.57		04/17/14 22:49	124-48-1	
1,2-Dibromoethane (EDB)	ND	ug/m3	2.4	0.37	1.57		04/17/14 22:49	106-93-4	
1,2-Dichlorobenzene	ND	ug/m3	1.9	0.22	1.57		04/17/14 22:49	95-50-1	
1,3-Dichlorobenzene	ND	ug/m3	1.9	0.36	1.57		04/17/14 22:49	541-73-1	
1,4-Dichlorobenzene	ND	ug/m3	1.9	0.31	1.57		04/17/14 22:49	106-46-7	
Dichlorodifluoromethane	ND	ug/m3	1.6	0.17	1.57		04/17/14 22:49	75-71-8	
1,1-Dichloroethane	ND	ug/m3	1.3	0.22	1.57		04/17/14 22:49	75-34-3	
1,2-Dichloroethane	ND	ug/m3	0.64	0.19	1.57		04/17/14 22:49	107-06-2	
1,1-Dichloroethene	ND	ug/m3	1.3	0.16	1.57		04/17/14 22:49	75-35-4	
cis-1,2-Dichloroethene	ND	ug/m3	1.3	0.19	1.57		04/17/14 22:49	156-59-2	
trans-1,2-Dichloroethene	ND	ug/m3	1.3	0.26	1.57		04/17/14 22:49	156-60-5	
1,2-Dichloropropane	ND	ug/m3	1.5	0.24	1.57		04/17/14 22:49	78-87-5	
cis-1,3-Dichloropropene	ND	ug/m3	1.4	0.19	1.57		04/17/14 22:49	10061-01-5	
trans-1,3-Dichloropropene	ND	ug/m3	1.4	0.24	1.57		04/17/14 22:49	10061-02-6	
Dichlorotetrafluoroethane	ND	ug/m3	2.2	0.23	1.57		04/17/14 22:49	76-14-2	
Ethanol	**35.5**	ug/m3	0.60	0.30	1.57		04/17/14 22:49	64-17-5	
Ethyl acetate	ND	ug/m3	1.1	0.20	1.57		04/17/14 22:49	141-78-6	
Ethylbenzene	**5.4**	ug/m3	1.4	0.12	1.57		04/17/14 22:49	100-41-4	
4-Ethyltoluene	**1.6**	ug/m3	1.6	0.27	1.57		04/17/14 22:49	622-96-8	
n-Heptane	**5.3**	ug/m3	1.3	0.25	1.57		04/17/14 22:49	142-82-5	
Hexachloro-1,3-butadiene	ND	ug/m3	3.5	0.64	1.57		04/17/14 22:49	87-68-3	
n-Hexane	**8.9**	ug/m3	1.1	0.16	1.57		04/17/14 22:49	110-54-3	
2-Hexanone	ND	ug/m3	1.3	0.33	1.57		04/17/14 22:49	591-78-6	
Methylene Chloride	**42.3**	ug/m3	1.1	0.55	1.57		04/17/14 22:49	75-09-2	
4-Methyl-2-pentanone (MIBK)	ND	ug/m3	1.3	0.27	1.57		04/17/14 22:49	108-10-1	
Methyl-tert-butyl ether	ND	ug/m3	1.1	0.14	1.57		04/17/14 22:49	1634-04-4	
Naphthalene	ND	ug/m3	1.7	0.16	1.57		04/17/14 22:49	91-20-3	
2-Propanol	**13.1**	ug/m3	0.78	0.12	1.57		04/17/14 22:49	67-63-0	
Propylene	ND	ug/m3	0.55	0.17	1.57		04/17/14 22:49	115-07-1	
Styrene	ND	ug/m3	1.4	0.21	1.57		04/17/14 22:49	100-42-5	
1,1,2,2-Tetrachloroethane	ND	ug/m3	1.1	0.37	1.57		04/17/14 22:49	79-34-5	

REPORT OF LABORATORY ANALYSIS

This report shall not be reproduced, except in full,
without the written consent of Pace Analytical Services, Inc..

Pace Analytical Services, Inc.
1700 Elm Street - Suite 200
Minneapolis, MN 55414
(612)607-1700

ANALYTICAL RESULTS

Project: 60317420St. Louis Park Inv.
Pace Project No.: 10262342

Sample: VP-602 **Lab ID: 10262342031** Collected: 04/02/14 12:12 Received: 04/03/14 16:38 Matrix: Air

Parameters	Results	Units	Report Limit	MDL	DF	Prepared	Analyzed	CAS No.	Qual
TO15 MSV AIR	Analytical Method: TO-15								
Tetrachloroethene	**1.4**	ug/m3	1.1	0.30	1.57		04/17/14 22:49	127-18-4	
Tetrahydrofuran	ND	ug/m3	0.94	0.11	1.57		04/17/14 22:49	109-99-9	
Toluene	**21.1**	ug/m3	1.2	0.21	1.57		04/17/14 22:49	108-88-3	
1,2,4-Trichlorobenzene	ND	ug/m3	2.4	0.31	1.57		04/17/14 22:49	120-82-1	
1,1,1-Trichloroethane	ND	ug/m3	1.7	0.22	1.57		04/17/14 22:49	71-55-6	
1,1,2-Trichloroethane	ND	ug/m3	0.86	0.38	1.57		04/17/14 22:49	79-00-5	
Trichloroethene	ND	ug/m3	0.86	0.28	1.57		04/17/14 22:49	79-01-6	
Trichlorofluoromethane	ND	ug/m3	1.8	0.22	1.57		04/17/14 22:49	75-69-4	
1,1,2-Trichlorotrifluoroethane	ND	ug/m3	2.5	0.25	1.57		04/17/14 22:49	76-13-1	
1,2,4-Trimethylbenzene	**4.4**	ug/m3	1.6	0.19	1.57		04/17/14 22:49	95-63-6	
1,3,5-Trimethylbenzene	ND	ug/m3	1.6	0.32	1.57		04/17/14 22:49	108-67-8	
Vinyl acetate	ND	ug/m3	1.1	0.20	1.57		04/17/14 22:49	108-05-4	
Vinyl chloride	ND	ug/m3	0.41	0.15	1.57		04/17/14 22:49	75-01-4	
m&p-Xylene	**15.7**	ug/m3	2.8	0.17	1.57		04/17/14 22:49	179601-23-1	
o-Xylene	**5.1**	ug/m3	1.4	0.25	1.57		04/17/14 22:49	95-47-6	

REPORT OF LABORATORY ANALYSIS

This report shall not be reproduced, except in full,
without the written consent of Pace Analytical Services, Inc..

Pace Analytical Services, Inc.
1700 Elm Street - Suite 200
Minneapolis, MN 55414
(612)607-1700

ANALYTICAL RESULTS

Project: 60317420St. Louis Park Inv.
Pace Project No.: 10262342

Sample: VP-601 **Lab ID: 10262342032** Collected: 04/02/14 12:32 Received: 04/03/14 16:38 Matrix: Air

Parameters	Results	Units	Report Limit	MDL	DF	Prepared	Analyzed	CAS No.	Qual
TO15 MSV AIR	Analytical Method: TO-15								
Acetone	**83.3**	ug/m3	0.75	0.38	1.57		04/16/14 14:10	67-64-1	
Benzene	**22.0**	ug/m3	0.51	0.19	1.57		04/16/14 14:10	71-43-2	
Benzyl chloride	ND	ug/m3	1.6	0.82	1.57		04/16/14 14:10	100-44-7	
Bromodichloromethane	ND	ug/m3	2.1	0.29	1.57		04/16/14 14:10	75-27-4	
Bromoform	ND	ug/m3	3.3	0.47	1.57		04/16/14 14:10	75-25-2	
Bromomethane	ND	ug/m3	1.2	0.16	1.57		04/16/14 14:10	74-83-9	
1,3-Butadiene	ND	ug/m3	0.71	0.13	1.57		04/16/14 14:10	106-99-0	
2-Butanone (MEK)	**6.3**	ug/m3	0.94	0.20	1.57		04/16/14 14:10	78-93-3	
Carbon disulfide	**20.5**	ug/m3	0.99	0.11	1.57		04/16/14 14:10	75-15-0	
Carbon tetrachloride	ND	ug/m3	1.0	0.28	1.57		04/16/14 14:10	56-23-5	
Chlorobenzene	ND	ug/m3	1.5	0.17	1.57		04/16/14 14:10	108-90-7	
Chloroethane	ND	ug/m3	0.85	0.22	1.57		04/16/14 14:10	75-00-3	
Chloroform	ND	ug/m3	1.6	0.28	1.57		04/16/14 14:10	67-66-3	
Chloromethane	ND	ug/m3	0.66	0.085	1.57		04/16/14 14:10	74-87-3	
Cyclohexane	**15.8**	ug/m3	1.1	0.20	1.57		04/16/14 14:10	110-82-7	
Dibromochloromethane	ND	ug/m3	2.7	0.43	1.57		04/16/14 14:10	124-48-1	
1,2-Dibromoethane (EDB)	ND	ug/m3	2.4	0.37	1.57		04/16/14 14:10	106-93-4	
1,2-Dichlorobenzene	ND	ug/m3	1.9	0.22	1.57		04/16/14 14:10	95-50-1	
1,3-Dichlorobenzene	ND	ug/m3	1.9	0.36	1.57		04/16/14 14:10	541-73-1	
1,4-Dichlorobenzene	ND	ug/m3	1.9	0.31	1.57		04/16/14 14:10	106-46-7	
Dichlorodifluoromethane	**2.5**	ug/m3	1.6	0.17	1.57		04/16/14 14:10	75-71-8	
1,1-Dichloroethane	ND	ug/m3	1.3	0.22	1.57		04/16/14 14:10	75-34-3	
1,2-Dichloroethane	ND	ug/m3	0.64	0.19	1.57		04/16/14 14:10	107-06-2	
1,1-Dichloroethene	ND	ug/m3	1.3	0.16	1.57		04/16/14 14:10	75-35-4	
cis-1,2-Dichloroethene	ND	ug/m3	1.3	0.19	1.57		04/16/14 14:10	156-59-2	
trans-1,2-Dichloroethene	ND	ug/m3	1.3	0.26	1.57		04/16/14 14:10	156-60-5	
1,2-Dichloropropane	ND	ug/m3	1.5	0.24	1.57		04/16/14 14:10	78-87-5	
cis-1,3-Dichloropropene	ND	ug/m3	1.4	0.19	1.57		04/16/14 14:10	10061-01-5	
trans-1,3-Dichloropropene	ND	ug/m3	1.4	0.24	1.57		04/16/14 14:10	10061-02-6	
Dichlorotetrafluoroethane	ND	ug/m3	2.2	0.23	1.57		04/16/14 14:10	76-14-2	
Ethanol	**98.3**	ug/m3	0.60	0.30	1.57		04/16/14 14:10	64-17-5	
Ethyl acetate	ND	ug/m3	1.1	0.20	1.57		04/16/14 14:10	141-78-6	
Ethylbenzene	**17.4**	ug/m3	1.4	0.12	1.57		04/16/14 14:10	100-41-4	
4-Ethyltoluene	**4.4**	ug/m3	1.6	0.27	1.57		04/16/14 14:10	622-96-8	
n-Heptane	**21.0**	ug/m3	1.3	0.25	1.57		04/16/14 14:10	142-82-5	
Hexachloro-1,3-butadiene	ND	ug/m3	3.5	0.64	1.57		04/16/14 14:10	87-68-3	
n-Hexane	**36.8**	ug/m3	1.1	0.16	1.57		04/16/14 14:10	110-54-3	
2-Hexanone	ND	ug/m3	1.3	0.33	1.57		04/16/14 14:10	591-78-6	
Methylene Chloride	**41.6**	ug/m3	1.1	0.55	1.57		04/16/14 14:10	75-09-2	
4-Methyl-2-pentanone (MIBK)	ND	ug/m3	1.3	0.27	1.57		04/16/14 14:10	108-10-1	
Methyl-tert-butyl ether	ND	ug/m3	1.1	0.14	1.57		04/16/14 14:10	1634-04-4	
Naphthalene	**2.4**	ug/m3	1.7	0.16	1.57		04/16/14 14:10	91-20-3	
2-Propanol	**22.2**	ug/m3	0.78	0.12	1.57		04/16/14 14:10	67-63-0	
Propylene	ND	ug/m3	0.55	0.17	1.57		04/16/14 14:10	115-07-1	
Styrene	**2.4**	ug/m3	1.4	0.21	1.57		04/16/14 14:10	100-42-5	
1,1,2,2-Tetrachloroethane	ND	ug/m3	1.1	0.37	1.57		04/16/14 14:10	79-34-5	

REPORT OF LABORATORY ANALYSIS

This report shall not be reproduced, except in full,
without the written consent of Pace Analytical Services, Inc..

Pace Analytical Services, Inc.
1700 Elm Street - Suite 200
Minneapolis, MN 55414
(612)607-1700

ANALYTICAL RESULTS

Project: 60317420St. Louis Park Inv.
Pace Project No.: 10262342

Sample: VP-601 **Lab ID: 10262342032** Collected: 04/02/14 12:32 Received: 04/03/14 16:38 Matrix: Air

Parameters	Results	Units	Report Limit	MDL	DF	Prepared	Analyzed	CAS No.	Qual
TO15 MSV AIR	Analytical Method: TO-15								
Tetrachloroethene	**5.2**	ug/m3	1.1	0.30	1.57		04/16/14 14:10	127-18-4	
Tetrahydrofuran	ND	ug/m3	0.94	0.11	1.57		04/16/14 14:10	109-99-9	
Toluene	**75.3**	ug/m3	1.2	0.21	1.57		04/16/14 14:10	108-88-3	
1,2,4-Trichlorobenzene	ND	ug/m3	2.4	0.31	1.57		04/16/14 14:10	120-82-1	
1,1,1-Trichloroethane	ND	ug/m3	1.7	0.22	1.57		04/16/14 14:10	71-55-6	
1,1,2-Trichloroethane	ND	ug/m3	0.86	0.38	1.57		04/16/14 14:10	79-00-5	
Trichloroethene	ND	ug/m3	0.86	0.28	1.57		04/16/14 14:10	79-01-6	
Trichlorofluoromethane	**1.8**	ug/m3	1.8	0.22	1.57		04/16/14 14:10	75-69-4	
1,1,2-Trichlorotrifluoroethane	ND	ug/m3	2.5	0.25	1.57		04/16/14 14:10	76-13-1	
1,2,4-Trimethylbenzene	**11.3**	ug/m3	1.6	0.19	1.57		04/16/14 14:10	95-63-6	
1,3,5-Trimethylbenzene	**3.5**	ug/m3	1.6	0.32	1.57		04/16/14 14:10	108-67-8	
Vinyl acetate	ND	ug/m3	1.1	0.20	1.57		04/16/14 14:10	108-05-4	
Vinyl chloride	ND	ug/m3	0.41	0.15	1.57		04/16/14 14:10	75-01-4	
m&p-Xylene	**46.3**	ug/m3	2.8	0.17	1.57		04/16/14 14:10	179601-23-1	
o-Xylene	**14.0**	ug/m3	1.4	0.25	1.57		04/16/14 14:10	95-47-6	

REPORT OF LABORATORY ANALYSIS

This report shall not be reproduced, except in full,
without the written consent of Pace Analytical Services, Inc..

Pace Analytical Services, Inc.
1700 Elm Street - Suite 200
Minneapolis, MN 55414
(612)607-1700

ANALYTICAL RESULTS

Project: 60317420St. Louis Park Inv.
Pace Project No.: 10262342

Sample: VP-601A **Lab ID: 10262342033** Collected: 04/02/14 12:34 Received: 04/03/14 16:38 Matrix: Air

Parameters	Results	Units	Report Limit	MDL	DF	Prepared	Analyzed	CAS No.	Qual
TO15 MSV AIR	Analytical Method: TO-15								
Acetone	**88.9**	ug/m3	0.81	0.40	1.68		04/16/14 20:01	67-64-1	
Benzene	**14.8**	ug/m3	0.55	0.20	1.68		04/16/14 20:01	71-43-2	
Benzyl chloride	ND	ug/m3	1.8	0.88	1.68		04/16/14 20:01	100-44-7	
Bromodichloromethane	ND	ug/m3	2.3	0.31	1.68		04/16/14 20:01	75-27-4	
Bromoform	ND	ug/m3	3.5	0.50	1.68		04/16/14 20:01	75-25-2	
Bromomethane	**3.7**	ug/m3	1.3	0.17	1.68		04/16/14 20:01	74-83-9	
1,3-Butadiene	ND	ug/m3	0.76	0.14	1.68		04/16/14 20:01	106-99-0	
2-Butanone (MEK)	**13.8**	ug/m3	1.0	0.22	1.68		04/16/14 20:01	78-93-3	
Carbon disulfide	**12.7**	ug/m3	1.1	0.12	1.68		04/16/14 20:01	75-15-0	
Carbon tetrachloride	ND	ug/m3	1.1	0.30	1.68		04/16/14 20:01	56-23-5	
Chlorobenzene	ND	ug/m3	1.6	0.18	1.68		04/16/14 20:01	108-90-7	
Chloroethane	ND	ug/m3	0.91	0.23	1.68		04/16/14 20:01	75-00-3	
Chloroform	ND	ug/m3	1.7	0.30	1.68		04/16/14 20:01	67-66-3	
Chloromethane	ND	ug/m3	0.71	0.091	1.68		04/16/14 20:01	74-87-3	
Cyclohexane	**9.1**	ug/m3	1.2	0.21	1.68		04/16/14 20:01	110-82-7	
Dibromochloromethane	ND	ug/m3	2.9	0.46	1.68		04/16/14 20:01	124-48-1	
1,2-Dibromoethane (EDB)	ND	ug/m3	2.6	0.39	1.68		04/16/14 20:01	106-93-4	
1,2-Dichlorobenzene	ND	ug/m3	2.0	0.24	1.68		04/16/14 20:01	95-50-1	
1,3-Dichlorobenzene	ND	ug/m3	2.0	0.39	1.68		04/16/14 20:01	541-73-1	
1,4-Dichlorobenzene	ND	ug/m3	2.0	0.33	1.68		04/16/14 20:01	106-46-7	
Dichlorodifluoromethane	**1.8**	ug/m3	1.7	0.18	1.68		04/16/14 20:01	75-71-8	
1,1-Dichloroethane	ND	ug/m3	1.4	0.24	1.68		04/16/14 20:01	75-34-3	
1,2-Dichloroethane	ND	ug/m3	0.69	0.20	1.68		04/16/14 20:01	107-06-2	
1,1-Dichloroethene	ND	ug/m3	1.4	0.17	1.68		04/16/14 20:01	75-35-4	
cis-1,2-Dichloroethene	ND	ug/m3	1.4	0.20	1.68		04/16/14 20:01	156-59-2	
trans-1,2-Dichloroethene	ND	ug/m3	1.4	0.27	1.68		04/16/14 20:01	156-60-5	
1,2-Dichloropropane	ND	ug/m3	1.6	0.26	1.68		04/16/14 20:01	78-87-5	
cis-1,3-Dichloropropene	ND	ug/m3	1.5	0.20	1.68		04/16/14 20:01	10061-01-5	
trans-1,3-Dichloropropene	ND	ug/m3	1.5	0.25	1.68		04/16/14 20:01	10061-02-6	
Dichlorotetrafluoroethane	ND	ug/m3	2.4	0.25	1.68		04/16/14 20:01	76-14-2	
Ethanol	**85.4**	ug/m3	0.64	0.32	1.68		04/16/14 20:01	64-17-5	
Ethyl acetate	ND	ug/m3	1.2	0.21	1.68		04/16/14 20:01	141-78-6	
Ethylbenzene	**15.1**	ug/m3	1.5	0.12	1.68		04/16/14 20:01	100-41-4	
4-Ethyltoluene	**4.7**	ug/m3	1.7	0.29	1.68		04/16/14 20:01	622-96-8	
n-Heptane	**13.7**	ug/m3	1.4	0.27	1.68		04/16/14 20:01	142-82-5	
Hexachloro-1,3-butadiene	ND	ug/m3	3.7	0.69	1.68		04/16/14 20:01	87-68-3	
n-Hexane	**21.4**	ug/m3	1.2	0.17	1.68		04/16/14 20:01	110-54-3	
2-Hexanone	ND	ug/m3	1.4	0.36	1.68		04/16/14 20:01	591-78-6	
Methylene Chloride	**58.7**	ug/m3	1.2	0.59	1.68		04/16/14 20:01	75-09-2	
4-Methyl-2-pentanone (MIBK)	ND	ug/m3	1.4	0.29	1.68		04/16/14 20:01	108-10-1	
Methyl-tert-butyl ether	ND	ug/m3	1.2	0.15	1.68		04/16/14 20:01	1634-04-4	
Naphthalene	ND	ug/m3	1.8	0.17	1.68		04/16/14 20:01	91-20-3	
2-Propanol	**14.2**	ug/m3	0.84	0.13	1.68		04/16/14 20:01	67-63-0	
Propylene	ND	ug/m3	0.59	0.18	1.68		04/16/14 20:01	115-07-1	
Styrene	**2.4**	ug/m3	1.5	0.23	1.68		04/16/14 20:01	100-42-5	
1,1,2,2-Tetrachloroethane	ND	ug/m3	1.2	0.39	1.68		04/16/14 20:01	79-34-5	

REPORT OF LABORATORY ANALYSIS

This report shall not be reproduced, except in full,
without the written consent of Pace Analytical Services, Inc..

Pace Analytical Services, Inc.
1700 Elm Street - Suite 200
Minneapolis, MN 55414
(612)607-1700

ANALYTICAL RESULTS

Project: 60317420St. Louis Park Inv.
Pace Project No.: 10262342

Sample: VP-601A **Lab ID: 10262342033** Collected: 04/02/14 12:34 Received: 04/03/14 16:38 Matrix: Air

Parameters	Results	Units	Report Limit	MDL	DF	Prepared	Analyzed	CAS No.	Qual
TO15 MSV AIR	Analytical Method: TO-15								
Tetrachloroethene	**3.7**	ug/m3	1.2	0.32	1.68		04/16/14 20:01	127-18-4	
Tetrahydrofuran	ND	ug/m3	1.0	0.11	1.68		04/16/14 20:01	109-99-9	
Toluene	**46.7**	ug/m3	1.3	0.23	1.68		04/16/14 20:01	108-88-3	
1,2,4-Trichlorobenzene	ND	ug/m3	2.5	0.33	1.68		04/16/14 20:01	120-82-1	
1,1,1-Trichloroethane	ND	ug/m3	1.9	0.23	1.68		04/16/14 20:01	71-55-6	
1,1,2-Trichloroethane	ND	ug/m3	0.92	0.41	1.68		04/16/14 20:01	79-00-5	
Trichloroethene	ND	ug/m3	0.92	0.30	1.68		04/16/14 20:01	79-01-6	
Trichlorofluoromethane	ND	ug/m3	1.9	0.23	1.68		04/16/14 20:01	75-69-4	
1,1,2-Trichlorotrifluoroethane	ND	ug/m3	2.7	0.27	1.68		04/16/14 20:01	76-13-1	
1,2,4-Trimethylbenzene	**10.4**	ug/m3	1.7	0.20	1.68		04/16/14 20:01	95-63-6	
1,3,5-Trimethylbenzene	**3.3**	ug/m3	1.7	0.35	1.68		04/16/14 20:01	108-67-8	
Vinyl acetate	ND	ug/m3	1.2	0.22	1.68		04/16/14 20:01	108-05-4	
Vinyl chloride	ND	ug/m3	0.44	0.16	1.68		04/16/14 20:01	75-01-4	
m&p-Xylene	**40.0**	ug/m3	3.0	0.18	1.68		04/16/14 20:01	179601-23-1	
o-Xylene	**12.6**	ug/m3	1.5	0.27	1.68		04/16/14 20:01	95-47-6	

REPORT OF LABORATORY ANALYSIS

This report shall not be reproduced, except in full,
without the written consent of Pace Analytical Services, Inc..

Pace Analytical Services, Inc.
1700 Elm Street - Suite 200
Minneapolis, MN 55414
(612)607-1700

ANALYTICAL RESULTS

Project: 60317420St. Louis Park Inv.
Pace Project No.: 10262342

Sample: VP-401 **Lab ID: 10262342034** Collected: 04/02/14 15:24 Received: 04/03/14 16:38 Matrix: Air

Parameters	Results	Units	Report Limit	MDL	DF	Prepared	Analyzed	CAS No.	Qual
TO15 MSV AIR	Analytical Method: TO-15								
Acetone	**109**	ug/m3	0.81	0.40	1.68		04/16/14 17:06	67-64-1	
Benzene	**41.4**	ug/m3	0.55	0.20	1.68		04/16/14 17:06	71-43-2	
Benzyl chloride	ND	ug/m3	1.8	0.88	1.68		04/16/14 17:06	100-44-7	
Bromodichloromethane	ND	ug/m3	2.3	0.31	1.68		04/16/14 17:06	75-27-4	
Bromoform	ND	ug/m3	3.5	0.50	1.68		04/16/14 17:06	75-25-2	
Bromomethane	ND	ug/m3	1.3	0.17	1.68		04/16/14 17:06	74-83-9	
1,3-Butadiene	ND	ug/m3	0.76	0.14	1.68		04/16/14 17:06	106-99-0	
2-Butanone (MEK)	**7.5**	ug/m3	1.0	0.22	1.68		04/16/14 17:06	78-93-3	
Carbon disulfide	**7.1**	ug/m3	1.1	0.12	1.68		04/16/14 17:06	75-15-0	
Carbon tetrachloride	ND	ug/m3	1.1	0.30	1.68		04/16/14 17:06	56-23-5	
Chlorobenzene	ND	ug/m3	1.6	0.18	1.68		04/16/14 17:06	108-90-7	
Chloroethane	ND	ug/m3	0.91	0.23	1.68		04/16/14 17:06	75-00-3	
Chloroform	ND	ug/m3	1.7	0.30	1.68		04/16/14 17:06	67-66-3	
Chloromethane	ND	ug/m3	0.71	0.091	1.68		04/16/14 17:06	74-87-3	
Cyclohexane	**8.5**	ug/m3	1.2	0.21	1.68		04/16/14 17:06	110-82-7	
Dibromochloromethane	ND	ug/m3	2.9	0.46	1.68		04/16/14 17:06	124-48-1	
1,2-Dibromoethane (EDB)	ND	ug/m3	2.6	0.39	1.68		04/16/14 17:06	106-93-4	
1,2-Dichlorobenzene	ND	ug/m3	2.0	0.24	1.68		04/16/14 17:06	95-50-1	
1,3-Dichlorobenzene	ND	ug/m3	2.0	0.39	1.68		04/16/14 17:06	541-73-1	
1,4-Dichlorobenzene	ND	ug/m3	2.0	0.33	1.68		04/16/14 17:06	106-46-7	
Dichlorodifluoromethane	**2.9**	ug/m3	1.7	0.18	1.68		04/16/14 17:06	75-71-8	
1,1-Dichloroethane	ND	ug/m3	1.4	0.24	1.68		04/16/14 17:06	75-34-3	
1,2-Dichloroethane	ND	ug/m3	0.69	0.20	1.68		04/16/14 17:06	107-06-2	
1,1-Dichloroethene	ND	ug/m3	1.4	0.17	1.68		04/16/14 17:06	75-35-4	
cis-1,2-Dichloroethene	ND	ug/m3	1.4	0.20	1.68		04/16/14 17:06	156-59-2	
trans-1,2-Dichloroethene	ND	ug/m3	1.4	0.27	1.68		04/16/14 17:06	156-60-5	
1,2-Dichloropropane	ND	ug/m3	1.6	0.26	1.68		04/16/14 17:06	78-87-5	
cis-1,3-Dichloropropene	ND	ug/m3	1.5	0.20	1.68		04/16/14 17:06	10061-01-5	
trans-1,3-Dichloropropene	ND	ug/m3	1.5	0.25	1.68		04/16/14 17:06	10061-02-6	
Dichlorotetrafluoroethane	ND	ug/m3	2.4	0.25	1.68		04/16/14 17:06	76-14-2	
Ethanol	**132**	ug/m3	0.64	0.32	1.68		04/16/14 17:06	64-17-5	E
Ethyl acetate	ND	ug/m3	1.2	0.21	1.68		04/16/14 17:06	141-78-6	
Ethylbenzene	**24.8**	ug/m3	1.5	0.12	1.68		04/16/14 17:06	100-41-4	
4-Ethyltoluene	**13.2**	ug/m3	1.7	0.29	1.68		04/16/14 17:06	622-96-8	
n-Heptane	**17.1**	ug/m3	1.4	0.27	1.68		04/16/14 17:06	142-82-5	
Hexachloro-1,3-butadiene	ND	ug/m3	3.7	0.69	1.68		04/16/14 17:06	87-68-3	
n-Hexane	**17.4**	ug/m3	1.2	0.17	1.68		04/16/14 17:06	110-54-3	
2-Hexanone	ND	ug/m3	1.4	0.36	1.68		04/16/14 17:06	591-78-6	
Methylene Chloride	**49.5**	ug/m3	1.2	0.59	1.68		04/16/14 17:06	75-09-2	
4-Methyl-2-pentanone (MIBK)	ND	ug/m3	1.4	0.29	1.68		04/16/14 17:06	108-10-1	
Methyl-tert-butyl ether	ND	ug/m3	1.2	0.15	1.68		04/16/14 17:06	1634-04-4	
Naphthalene	**7.0**	ug/m3	1.8	0.17	1.68		04/16/14 17:06	91-20-3	
2-Propanol	**24.6**	ug/m3	0.84	0.13	1.68		04/16/14 17:06	67-63-0	
Propylene	ND	ug/m3	0.59	0.18	1.68		04/16/14 17:06	115-07-1	
Styrene	**3.8**	ug/m3	1.5	0.23	1.68		04/16/14 17:06	100-42-5	
1,1,2,2-Tetrachloroethane	ND	ug/m3	1.2	0.39	1.68		04/16/14 17:06	79-34-5	

REPORT OF LABORATORY ANALYSIS

This report shall not be reproduced, except in full,
without the written consent of Pace Analytical Services, Inc..

Pace Analytical Services, Inc.
1700 Elm Street - Suite 200
Minneapolis, MN 55414
(612)607-1700

ANALYTICAL RESULTS

Project: 60317420St. Louis Park Inv.
Pace Project No.: 10262342

Sample: VP-401 **Lab ID: 10262342034** Collected: 04/02/14 15:24 Received: 04/03/14 16:38 Matrix: Air

Parameters	Results	Units	Report Limit	MDL	DF	Prepared	Analyzed	CAS No.	Qual
TO15 MSV AIR	Analytical Method: TO-15								
Tetrachloroethene	**11.6**	ug/m3	1.2	0.32	1.68		04/16/14 17:06	127-18-4	
Tetrahydrofuran	ND	ug/m3	1.0	0.11	1.68		04/16/14 17:06	109-99-9	
Toluene	**131**	ug/m3	1.3	0.23	1.68		04/16/14 17:06	108-88-3	
1,2,4-Trichlorobenzene	ND	ug/m3	2.5	0.33	1.68		04/16/14 17:06	120-82-1	
1,1,1-Trichloroethane	ND	ug/m3	1.9	0.23	1.68		04/16/14 17:06	71-55-6	
1,1,2-Trichloroethane	ND	ug/m3	0.92	0.41	1.68		04/16/14 17:06	79-00-5	
Trichloroethene	**4.4**	ug/m3	0.92	0.30	1.68		04/16/14 17:06	79-01-6	
Trichlorofluoromethane	ND	ug/m3	1.9	0.23	1.68		04/16/14 17:06	75-69-4	
1,1,2-Trichlorotrifluoroethane	ND	ug/m3	2.7	0.27	1.68		04/16/14 17:06	76-13-1	
1,2,4-Trimethylbenzene	**53.0**	ug/m3	1.7	0.20	1.68		04/16/14 17:06	95-63-6	
1,3,5-Trimethylbenzene	**21.9**	ug/m3	1.7	0.35	1.68		04/16/14 17:06	108-67-8	
Vinyl acetate	ND	ug/m3	1.2	0.22	1.68		04/16/14 17:06	108-05-4	
Vinyl chloride	ND	ug/m3	0.44	0.16	1.68		04/16/14 17:06	75-01-4	
m&p-Xylene	**71.3**	ug/m3	3.0	0.18	1.68		04/16/14 17:06	179601-23-1	
o-Xylene	**24.6**	ug/m3	1.5	0.27	1.68		04/16/14 17:06	95-47-6	

REPORT OF LABORATORY ANALYSIS

This report shall not be reproduced, except in full,
without the written consent of Pace Analytical Services, Inc..

Pace Analytical Services, Inc.
1700 Elm Street - Suite 200
Minneapolis, MN 55414
(612)607-1700

ANALYTICAL RESULTS

Project: 60317420St. Louis Park Inv.
Pace Project No.: 10262342

Sample: VP-402 **Lab ID: 10262342035** Collected: 04/02/14 15:26 Received: 04/03/14 16:38 Matrix: Air

Parameters	Results	Units	Report Limit	MDL	DF	Prepared	Analyzed	CAS No.	Qual
TO15 MSV AIR	Analytical Method: TO-15								
Acetone	**63.4**	ug/m3	0.81	0.40	1.68		04/16/14 18:03	67-64-1	
Benzene	**38.3**	ug/m3	0.55	0.20	1.68		04/16/14 18:03	71-43-2	
Benzyl chloride	ND	ug/m3	1.8	0.88	1.68		04/16/14 18:03	100-44-7	
Bromodichloromethane	ND	ug/m3	2.3	0.31	1.68		04/16/14 18:03	75-27-4	
Bromoform	ND	ug/m3	3.5	0.50	1.68		04/16/14 18:03	75-25-2	
Bromomethane	ND	ug/m3	1.3	0.17	1.68		04/16/14 18:03	74-83-9	
1,3-Butadiene	ND	ug/m3	0.76	0.14	1.68		04/16/14 18:03	106-99-0	
2-Butanone (MEK)	**4.9**	ug/m3	1.0	0.22	1.68		04/16/14 18:03	78-93-3	
Carbon disulfide	**36.6**	ug/m3	1.1	0.12	1.68		04/16/14 18:03	75-15-0	
Carbon tetrachloride	ND	ug/m3	1.1	0.30	1.68		04/16/14 18:03	56-23-5	
Chlorobenzene	ND	ug/m3	1.6	0.18	1.68		04/16/14 18:03	108-90-7	
Chloroethane	ND	ug/m3	0.91	0.23	1.68		04/16/14 18:03	75-00-3	
Chloroform	ND	ug/m3	1.7	0.30	1.68		04/16/14 18:03	67-66-3	
Chloromethane	ND	ug/m3	0.71	0.091	1.68		04/16/14 18:03	74-87-3	
Cyclohexane	**23.0**	ug/m3	1.2	0.21	1.68		04/16/14 18:03	110-82-7	
Dibromochloromethane	ND	ug/m3	2.9	0.46	1.68		04/16/14 18:03	124-48-1	
1,2-Dibromoethane (EDB)	ND	ug/m3	2.6	0.39	1.68		04/16/14 18:03	106-93-4	
1,2-Dichlorobenzene	ND	ug/m3	2.0	0.24	1.68		04/16/14 18:03	95-50-1	
1,3-Dichlorobenzene	ND	ug/m3	2.0	0.39	1.68		04/16/14 18:03	541-73-1	
1,4-Dichlorobenzene	ND	ug/m3	2.0	0.33	1.68		04/16/14 18:03	106-46-7	
Dichlorodifluoromethane	**3.1**	ug/m3	1.7	0.18	1.68		04/16/14 18:03	75-71-8	
1,1-Dichloroethane	ND	ug/m3	1.4	0.24	1.68		04/16/14 18:03	75-34-3	
1,2-Dichloroethane	ND	ug/m3	0.69	0.20	1.68		04/16/14 18:03	107-06-2	
1,1-Dichloroethene	ND	ug/m3	1.4	0.17	1.68		04/16/14 18:03	75-35-4	
cis-1,2-Dichloroethene	ND	ug/m3	1.4	0.20	1.68		04/16/14 18:03	156-59-2	
trans-1,2-Dichloroethene	ND	ug/m3	1.4	0.27	1.68		04/16/14 18:03	156-60-5	
1,2-Dichloropropane	ND	ug/m3	1.6	0.26	1.68		04/16/14 18:03	78-87-5	
cis-1,3-Dichloropropene	ND	ug/m3	1.5	0.20	1.68		04/16/14 18:03	10061-01-5	
trans-1,3-Dichloropropene	ND	ug/m3	1.5	0.25	1.68		04/16/14 18:03	10061-02-6	
Dichlorotetrafluoroethane	ND	ug/m3	2.4	0.25	1.68		04/16/14 18:03	76-14-2	
Ethanol	**83.4**	ug/m3	0.64	0.32	1.68		04/16/14 18:03	64-17-5	
Ethyl acetate	ND	ug/m3	1.2	0.21	1.68		04/16/14 18:03	141-78-6	
Ethylbenzene	**13.1**	ug/m3	1.5	0.12	1.68		04/16/14 18:03	100-41-4	
4-Ethyltoluene	**4.3**	ug/m3	1.7	0.29	1.68		04/16/14 18:03	622-96-8	
n-Heptane	**24.0**	ug/m3	1.4	0.27	1.68		04/16/14 18:03	142-82-5	
Hexachloro-1,3-butadiene	ND	ug/m3	3.7	0.69	1.68		04/16/14 18:03	87-68-3	
n-Hexane	**56.6**	ug/m3	1.2	0.17	1.68		04/16/14 18:03	110-54-3	
2-Hexanone	ND	ug/m3	1.4	0.36	1.68		04/16/14 18:03	591-78-6	
Methylene Chloride	**27.5**	ug/m3	1.2	0.59	1.68		04/16/14 18:03	75-09-2	
4-Methyl-2-pentanone (MIBK)	ND	ug/m3	1.4	0.29	1.68		04/16/14 18:03	108-10-1	
Methyl-tert-butyl ether	ND	ug/m3	1.2	0.15	1.68		04/16/14 18:03	1634-04-4	
Naphthalene	ND	ug/m3	1.8	0.17	1.68		04/16/14 18:03	91-20-3	
2-Propanol	**28.8**	ug/m3	0.84	0.13	1.68		04/16/14 18:03	67-63-0	
Propylene	ND	ug/m3	0.59	0.18	1.68		04/16/14 18:03	115-07-1	
Styrene	**2.6**	ug/m3	1.5	0.23	1.68		04/16/14 18:03	100-42-5	
1,1,2,2-Tetrachloroethane	ND	ug/m3	1.2	0.39	1.68		04/16/14 18:03	79-34-5	

REPORT OF LABORATORY ANALYSIS

This report shall not be reproduced, except in full,
without the written consent of Pace Analytical Services, Inc..

Pace Analytical Services, Inc.
1700 Elm Street - Suite 200
Minneapolis, MN 55414
(612)607-1700

ANALYTICAL RESULTS

Project: 60317420St. Louis Park Inv.
Pace Project No.: 10262342

Sample: VP-402 **Lab ID: 10262342035** Collected: 04/02/14 15:26 Received: 04/03/14 16:38 Matrix: Air

Parameters	Results	Units	Report Limit	MDL	DF	Prepared	Analyzed	CAS No.	Qual
TO15 MSV AIR	Analytical Method: TO-15								
Tetrachloroethene	**17.4**	ug/m3	1.2	0.32	1.68		04/16/14 18:03	127-18-4	
Tetrahydrofuran	ND	ug/m3	1.0	0.11	1.68		04/16/14 18:03	109-99-9	
Toluene	**75.5**	ug/m3	1.3	0.23	1.68		04/16/14 18:03	108-88-3	
1,2,4-Trichlorobenzene	ND	ug/m3	2.5	0.33	1.68		04/16/14 18:03	120-82-1	
1,1,1-Trichloroethane	ND	ug/m3	1.9	0.23	1.68		04/16/14 18:03	71-55-6	
1,1,2-Trichloroethane	ND	ug/m3	0.92	0.41	1.68		04/16/14 18:03	79-00-5	
Trichloroethene	**8.8**	ug/m3	0.92	0.30	1.68		04/16/14 18:03	79-01-6	
Trichlorofluoromethane	ND	ug/m3	1.9	0.23	1.68		04/16/14 18:03	75-69-4	
1,1,2-Trichlorotrifluoroethane	ND	ug/m3	2.7	0.27	1.68		04/16/14 18:03	76-13-1	
1,2,4-Trimethylbenzene	**10.6**	ug/m3	1.7	0.20	1.68		04/16/14 18:03	95-63-6	
1,3,5-Trimethylbenzene	**4.1**	ug/m3	1.7	0.35	1.68		04/16/14 18:03	108-67-8	
Vinyl acetate	ND	ug/m3	1.2	0.22	1.68		04/16/14 18:03	108-05-4	
Vinyl chloride	ND	ug/m3	0.44	0.16	1.68		04/16/14 18:03	75-01-4	
m&p-Xylene	**37.1**	ug/m3	3.0	0.18	1.68		04/16/14 18:03	179601-23-1	
o-Xylene	**12.2**	ug/m3	1.5	0.27	1.68		04/16/14 18:03	95-47-6	

REPORT OF LABORATORY ANALYSIS

This report shall not be reproduced, except in full,
without the written consent of Pace Analytical Services, Inc..

Pace Analytical Services, Inc.
1700 Elm Street - Suite 200
Minneapolis, MN 55414
(612)607-1700

ANALYTICAL RESULTS

Project: 60317420St. Louis Park Inv.
Pace Project No.: 10262342

Sample: VP-403 **Lab ID: 10262342036** Collected: 04/02/14 15:36 Received: 04/03/14 16:38 Matrix: Air

Parameters	Results	Units	Report Limit	MDL	DF	Prepared	Analyzed	CAS No.	Qual
TO15 MSV AIR	Analytical Method: TO-15								
Acetone	**57.3**	ug/m3	0.81	0.40	1.68		04/16/14 17:34	67-64-1	
Benzene	**48.1**	ug/m3	0.55	0.20	1.68		04/16/14 17:34	71-43-2	
Benzyl chloride	ND	ug/m3	1.8	0.88	1.68		04/16/14 17:34	100-44-7	
Bromodichloromethane	ND	ug/m3	2.3	0.31	1.68		04/16/14 17:34	75-27-4	
Bromoform	ND	ug/m3	3.5	0.50	1.68		04/16/14 17:34	75-25-2	
Bromomethane	ND	ug/m3	1.3	0.17	1.68		04/16/14 17:34	74-83-9	
1,3-Butadiene	ND	ug/m3	0.76	0.14	1.68		04/16/14 17:34	106-99-0	
2-Butanone (MEK)	**6.5**	ug/m3	1.0	0.22	1.68		04/16/14 17:34	78-93-3	
Carbon disulfide	**30.2**	ug/m3	1.1	0.12	1.68		04/16/14 17:34	75-15-0	
Carbon tetrachloride	ND	ug/m3	1.1	0.30	1.68		04/16/14 17:34	56-23-5	
Chlorobenzene	ND	ug/m3	1.6	0.18	1.68		04/16/14 17:34	108-90-7	
Chloroethane	ND	ug/m3	0.91	0.23	1.68		04/16/14 17:34	75-00-3	
Chloroform	ND	ug/m3	1.7	0.30	1.68		04/16/14 17:34	67-66-3	
Chloromethane	ND	ug/m3	0.71	0.091	1.68		04/16/14 17:34	74-87-3	
Cyclohexane	**16.7**	ug/m3	1.2	0.21	1.68		04/16/14 17:34	110-82-7	
Dibromochloromethane	ND	ug/m3	2.9	0.46	1.68		04/16/14 17:34	124-48-1	
1,2-Dibromoethane (EDB)	ND	ug/m3	2.6	0.39	1.68		04/16/14 17:34	106-93-4	
1,2-Dichlorobenzene	ND	ug/m3	2.0	0.24	1.68		04/16/14 17:34	95-50-1	
1,3-Dichlorobenzene	ND	ug/m3	2.0	0.39	1.68		04/16/14 17:34	541-73-1	
1,4-Dichlorobenzene	ND	ug/m3	2.0	0.33	1.68		04/16/14 17:34	106-46-7	
Dichlorodifluoromethane	**21.2**	ug/m3	1.7	0.18	1.68		04/16/14 17:34	75-71-8	
1,1-Dichloroethane	ND	ug/m3	1.4	0.24	1.68		04/16/14 17:34	75-34-3	
1,2-Dichloroethane	ND	ug/m3	0.69	0.20	1.68		04/16/14 17:34	107-06-2	
1,1-Dichloroethene	ND	ug/m3	1.4	0.17	1.68		04/16/14 17:34	75-35-4	
cis-1,2-Dichloroethene	ND	ug/m3	1.4	0.20	1.68		04/16/14 17:34	156-59-2	
trans-1,2-Dichloroethene	ND	ug/m3	1.4	0.27	1.68		04/16/14 17:34	156-60-5	
1,2-Dichloropropane	ND	ug/m3	1.6	0.26	1.68		04/16/14 17:34	78-87-5	
cis-1,3-Dichloropropene	ND	ug/m3	1.5	0.20	1.68		04/16/14 17:34	10061-01-5	
trans-1,3-Dichloropropene	ND	ug/m3	1.5	0.25	1.68		04/16/14 17:34	10061-02-6	
Dichlorotetrafluoroethane	ND	ug/m3	2.4	0.25	1.68		04/16/14 17:34	76-14-2	
Ethanol	**86.5**	ug/m3	0.64	0.32	1.68		04/16/14 17:34	64-17-5	
Ethyl acetate	ND	ug/m3	1.2	0.21	1.68		04/16/14 17:34	141-78-6	
Ethylbenzene	**13.7**	ug/m3	1.5	0.12	1.68		04/16/14 17:34	100-41-4	
4-Ethyltoluene	**4.2**	ug/m3	1.7	0.29	1.68		04/16/14 17:34	622-96-8	
n-Heptane	**19.5**	ug/m3	1.4	0.27	1.68		04/16/14 17:34	142-82-5	
Hexachloro-1,3-butadiene	ND	ug/m3	3.7	0.69	1.68		04/16/14 17:34	87-68-3	
n-Hexane	**37.7**	ug/m3	1.2	0.17	1.68		04/16/14 17:34	110-54-3	
2-Hexanone	ND	ug/m3	1.4	0.36	1.68		04/16/14 17:34	591-78-6	
Methylene Chloride	**3.9**	ug/m3	1.2	0.59	1.68		04/16/14 17:34	75-09-2	
4-Methyl-2-pentanone (MIBK)	ND	ug/m3	1.4	0.29	1.68		04/16/14 17:34	108-10-1	
Methyl-tert-butyl ether	ND	ug/m3	1.2	0.15	1.68		04/16/14 17:34	1634-04-4	
Naphthalene	ND	ug/m3	1.8	0.17	1.68		04/16/14 17:34	91-20-3	
2-Propanol	**26.6**	ug/m3	0.84	0.13	1.68		04/16/14 17:34	67-63-0	
Propylene	ND	ug/m3	0.59	0.18	1.68		04/16/14 17:34	115-07-1	
Styrene	**3.4**	ug/m3	1.5	0.23	1.68		04/16/14 17:34	100-42-5	
1,1,2,2-Tetrachloroethane	ND	ug/m3	1.2	0.39	1.68		04/16/14 17:34	79-34-5	

REPORT OF LABORATORY ANALYSIS

This report shall not be reproduced, except in full,
without the written consent of Pace Analytical Services, Inc..

Pace Analytical Services, Inc.
1700 Elm Street - Suite 200
Minneapolis, MN 55414
(612)607-1700

ANALYTICAL RESULTS

Project: 60317420St. Louis Park Inv.
Pace Project No.: 10262342

Sample: VP-403 **Lab ID: 10262342036** Collected: 04/02/14 15:36 Received: 04/03/14 16:38 Matrix: Air

Parameters	Results	Units	Report Limit	MDL	DF	Prepared	Analyzed	CAS No.	Qual
TO15 MSV AIR	Analytical Method: TO-15								
Tetrachloroethene	**3.6**	ug/m3	1.2	0.32	1.68		04/16/14 17:34	127-18-4	
Tetrahydrofuran	ND	ug/m3	1.0	0.11	1.68		04/16/14 17:34	109-99-9	
Toluene	**76.5**	ug/m3	1.3	0.23	1.68		04/16/14 17:34	108-88-3	
1,2,4-Trichlorobenzene	ND	ug/m3	2.5	0.33	1.68		04/16/14 17:34	120-82-1	
1,1,1-Trichloroethane	ND	ug/m3	1.9	0.23	1.68		04/16/14 17:34	71-55-6	
1,1,2-Trichloroethane	ND	ug/m3	0.92	0.41	1.68		04/16/14 17:34	79-00-5	
Trichloroethene	**3.6**	ug/m3	0.92	0.30	1.68		04/16/14 17:34	79-01-6	
Trichlorofluoromethane	ND	ug/m3	1.9	0.23	1.68		04/16/14 17:34	75-69-4	
1,1,2-Trichlorotrifluoroethane	ND	ug/m3	2.7	0.27	1.68		04/16/14 17:34	76-13-1	
1,2,4-Trimethylbenzene	**11.9**	ug/m3	1.7	0.20	1.68		04/16/14 17:34	95-63-6	
1,3,5-Trimethylbenzene	**3.5**	ug/m3	1.7	0.35	1.68		04/16/14 17:34	108-67-8	
Vinyl acetate	ND	ug/m3	1.2	0.22	1.68		04/16/14 17:34	108-05-4	
Vinyl chloride	ND	ug/m3	0.44	0.16	1.68		04/16/14 17:34	75-01-4	
m&p-Xylene	**38.6**	ug/m3	3.0	0.18	1.68		04/16/14 17:34	179601-23-1	
o-Xylene	**13.5**	ug/m3	1.5	0.27	1.68		04/16/14 17:34	95-47-6	

REPORT OF LABORATORY ANALYSIS

This report shall not be reproduced, except in full,
without the written consent of Pace Analytical Services, Inc..

Pace Analytical Services, Inc.
1700 Elm Street - Suite 200
Minneapolis, MN 55414
(612)607-1700

ANALYTICAL RESULTS

Project: 60317420St. Louis Park Inv.
Pace Project No.: 10262342

Sample: VP-408 **Lab ID: 10262342037** Collected: 04/03/14 09:12 Received: 04/03/14 16:38 Matrix: Air

Parameters	Results	Units	Report Limit	MDL	DF	Prepared	Analyzed	CAS No.	Qual
TO15 MSV AIR	Analytical Method: TO-15								
Acetone	**60.4**	ug/m3	0.81	0.40	1.68		04/17/14 21:19	67-64-1	
Benzene	**31.2**	ug/m3	0.55	0.20	1.68		04/17/14 21:19	71-43-2	
Benzyl chloride	ND	ug/m3	4.4	0.88	1.68		04/17/14 21:19	100-44-7	
Bromodichloromethane	ND	ug/m3	2.3	0.31	1.68		04/17/14 21:19	75-27-4	
Bromoform	ND	ug/m3	3.5	0.50	1.68		04/17/14 21:19	75-25-2	
Bromomethane	ND	ug/m3	1.3	0.17	1.68		04/17/14 21:19	74-83-9	
1,3-Butadiene	ND	ug/m3	0.76	0.14	1.68		04/17/14 21:19	106-99-0	
2-Butanone (MEK)	**10**	ug/m3	1.0	0.22	1.68		04/17/14 21:19	78-93-3	
Carbon disulfide	**18.7**	ug/m3	1.1	0.12	1.68		04/17/14 21:19	75-15-0	
Carbon tetrachloride	ND	ug/m3	1.1	0.30	1.68		04/17/14 21:19	56-23-5	
Chlorobenzene	ND	ug/m3	1.6	0.18	1.68		04/17/14 21:19	108-90-7	
Chloroethane	ND	ug/m3	0.91	0.23	1.68		04/17/14 21:19	75-00-3	
Chloroform	ND	ug/m3	1.7	0.30	1.68		04/17/14 21:19	67-66-3	
Chloromethane	ND	ug/m3	0.71	0.091	1.68		04/17/14 21:19	74-87-3	
Cyclohexane	**13.8**	ug/m3	1.2	0.21	1.68		04/17/14 21:19	110-82-7	
Dibromochloromethane	ND	ug/m3	2.9	0.46	1.68		04/17/14 21:19	124-48-1	
1,2-Dibromoethane (EDB)	ND	ug/m3	2.6	0.39	1.68		04/17/14 21:19	106-93-4	
1,2-Dichlorobenzene	ND	ug/m3	2.0	0.24	1.68		04/17/14 21:19	95-50-1	
1,3-Dichlorobenzene	ND	ug/m3	2.0	0.39	1.68		04/17/14 21:19	541-73-1	
1,4-Dichlorobenzene	ND	ug/m3	2.0	0.33	1.68		04/17/14 21:19	106-46-7	
Dichlorodifluoromethane	**3.0**	ug/m3	1.7	0.18	1.68		04/17/14 21:19	75-71-8	
1,1-Dichloroethane	ND	ug/m3	1.4	0.24	1.68		04/17/14 21:19	75-34-3	
1,2-Dichloroethane	ND	ug/m3	0.69	0.20	1.68		04/17/14 21:19	107-06-2	
1,1-Dichloroethene	ND	ug/m3	1.4	0.17	1.68		04/17/14 21:19	75-35-4	
cis-1,2-Dichloroethene	ND	ug/m3	1.4	0.20	1.68		04/17/14 21:19	156-59-2	
trans-1,2-Dichloroethene	ND	ug/m3	1.4	0.27	1.68		04/17/14 21:19	156-60-5	
1,2-Dichloropropane	ND	ug/m3	1.6	0.26	1.68		04/17/14 21:19	78-87-5	
cis-1,3-Dichloropropene	ND	ug/m3	1.5	0.20	1.68		04/17/14 21:19	10061-01-5	
trans-1,3-Dichloropropene	ND	ug/m3	1.5	0.25	1.68		04/17/14 21:19	10061-02-6	
Dichlorotetrafluoroethane	ND	ug/m3	2.4	0.25	1.68		04/17/14 21:19	76-14-2	
Ethanol	**83.4**	ug/m3	0.64	0.32	1.68		04/17/14 21:19	64-17-5	
Ethyl acetate	ND	ug/m3	1.2	0.21	1.68		04/17/14 21:19	141-78-6	
Ethylbenzene	**15.3**	ug/m3	1.5	0.12	1.68		04/17/14 21:19	100-41-4	
4-Ethyltoluene	**4.0**	ug/m3	1.7	0.29	1.68		04/17/14 21:19	622-96-8	
n-Heptane	**14.8**	ug/m3	1.4	0.27	1.68		04/17/14 21:19	142-82-5	
Hexachloro-1,3-butadiene	ND	ug/m3	3.7	0.69	1.68		04/17/14 21:19	87-68-3	
n-Hexane	**22.3**	ug/m3	1.2	0.17	1.68		04/17/14 21:19	110-54-3	
2-Hexanone	ND	ug/m3	1.4	0.36	1.68		04/17/14 21:19	591-78-6	
Methylene Chloride	**62.8**	ug/m3	1.2	0.59	1.68		04/17/14 21:19	75-09-2	
4-Methyl-2-pentanone (MIBK)	ND	ug/m3	1.4	0.29	1.68		04/17/14 21:19	108-10-1	
Methyl-tert-butyl ether	ND	ug/m3	1.2	0.15	1.68		04/17/14 21:19	1634-04-4	
Naphthalene	ND	ug/m3	1.8	0.17	1.68		04/17/14 21:19	91-20-3	
2-Propanol	**43.5**	ug/m3	0.84	0.13	1.68		04/17/14 21:19	67-63-0	
Propylene	ND	ug/m3	0.59	0.18	1.68		04/17/14 21:19	115-07-1	
Styrene	**1.7**	ug/m3	1.5	0.23	1.68		04/17/14 21:19	100-42-5	
1,1,2,2-Tetrachloroethane	ND	ug/m3	1.2	0.39	1.68		04/17/14 21:19	79-34-5	

REPORT OF LABORATORY ANALYSIS

This report shall not be reproduced, except in full,
without the written consent of Pace Analytical Services, Inc..

Pace Analytical Services, Inc.
1700 Elm Street - Suite 200
Minneapolis, MN 55414
(612)607-1700

ANALYTICAL RESULTS

Project: 60317420St. Louis Park Inv.
Pace Project No.: 10262342

Sample: VP-408 **Lab ID: 10262342037** Collected: 04/03/14 09:12 Received: 04/03/14 16:38 Matrix: Air

Parameters	Results	Units	Report Limit	MDL	DF	Prepared	Analyzed	CAS No.	Qual
TO15 MSV AIR	Analytical Method: TO-15								
Tetrachloroethene	**6.3**	ug/m3	1.2	0.32	1.68		04/17/14 21:19	127-18-4	
Tetrahydrofuran	ND	ug/m3	1.0	0.11	1.68		04/17/14 21:19	109-99-9	
Toluene	**78.6**	ug/m3	1.3	0.23	1.68		04/17/14 21:19	108-88-3	
1,2,4-Trichlorobenzene	ND	ug/m3	2.5	0.33	1.68		04/17/14 21:19	120-82-1	
1,1,1-Trichloroethane	ND	ug/m3	1.9	0.23	1.68		04/17/14 21:19	71-55-6	
1,1,2-Trichloroethane	ND	ug/m3	0.92	0.41	1.68		04/17/14 21:19	79-00-5	
Trichloroethene	ND	ug/m3	0.92	0.30	1.68		04/17/14 21:19	79-01-6	
Trichlorofluoromethane	ND	ug/m3	1.9	0.23	1.68		04/17/14 21:19	75-69-4	
1,1,2-Trichlorotrifluoroethane	ND	ug/m3	2.7	0.27	1.68		04/17/14 21:19	76-13-1	
1,2,4-Trimethylbenzene	**8.7**	ug/m3	1.7	0.20	1.68		04/17/14 21:19	95-63-6	
1,3,5-Trimethylbenzene	**2.8**	ug/m3	1.7	0.35	1.68		04/17/14 21:19	108-67-8	
Vinyl acetate	ND	ug/m3	1.2	0.22	1.68		04/17/14 21:19	108-05-4	
Vinyl chloride	ND	ug/m3	0.44	0.16	1.68		04/17/14 21:19	75-01-4	
m&p-Xylene	**40.0**	ug/m3	3.0	0.18	1.68		04/17/14 21:19	179601-23-1	
o-Xylene	**13.4**	ug/m3	1.5	0.27	1.68		04/17/14 21:19	95-47-6	

REPORT OF LABORATORY ANALYSIS

This report shall not be reproduced, except in full,
without the written consent of Pace Analytical Services, Inc..

Pace Analytical Services, Inc.
1700 Elm Street - Suite 200
Minneapolis, MN 55414
(612)607-1700

ANALYTICAL RESULTS

Project: 60317420St. Louis Park Inv.
Pace Project No.: 10262342

Sample: VP-408A **Lab ID: 10262342038** Collected: 04/03/14 09:14 Received: 04/03/14 16:38 Matrix: Air

Parameters	Results	Units	Report Limit	MDL	DF	Prepared	Analyzed	CAS No.	Qual
TO15 MSV AIR	Analytical Method: TO-15								
Acetone	**63.3**	ug/m3	0.81	0.40	1.68		04/17/14 18:26	67-64-1	
Benzene	**27.4**	ug/m3	0.55	0.20	1.68		04/17/14 18:26	71-43-2	
Benzyl chloride	ND	ug/m3	4.4	0.88	1.68		04/17/14 18:26	100-44-7	
Bromodichloromethane	ND	ug/m3	2.3	0.31	1.68		04/17/14 18:26	75-27-4	
Bromoform	ND	ug/m3	3.5	0.50	1.68		04/17/14 18:26	75-25-2	
Bromomethane	ND	ug/m3	1.3	0.17	1.68		04/17/14 18:26	74-83-9	
1,3-Butadiene	ND	ug/m3	0.76	0.14	1.68		04/17/14 18:26	106-99-0	
2-Butanone (MEK)	**13.4**	ug/m3	1.0	0.22	1.68		04/17/14 18:26	78-93-3	
Carbon disulfide	**13.2**	ug/m3	1.1	0.12	1.68		04/17/14 18:26	75-15-0	
Carbon tetrachloride	ND	ug/m3	1.1	0.30	1.68		04/17/14 18:26	56-23-5	
Chlorobenzene	ND	ug/m3	1.6	0.18	1.68		04/17/14 18:26	108-90-7	
Chloroethane	ND	ug/m3	0.91	0.23	1.68		04/17/14 18:26	75-00-3	
Chloroform	ND	ug/m3	1.7	0.30	1.68		04/17/14 18:26	67-66-3	
Chloromethane	ND	ug/m3	0.71	0.091	1.68		04/17/14 18:26	74-87-3	
Cyclohexane	**10.2**	ug/m3	1.2	0.21	1.68		04/17/14 18:26	110-82-7	
Dibromochloromethane	ND	ug/m3	2.9	0.46	1.68		04/17/14 18:26	124-48-1	
1,2-Dibromoethane (EDB)	ND	ug/m3	2.6	0.39	1.68		04/17/14 18:26	106-93-4	
1,2-Dichlorobenzene	ND	ug/m3	2.0	0.24	1.68		04/17/14 18:26	95-50-1	
1,3-Dichlorobenzene	ND	ug/m3	2.0	0.39	1.68		04/17/14 18:26	541-73-1	
1,4-Dichlorobenzene	ND	ug/m3	2.0	0.33	1.68		04/17/14 18:26	106-46-7	
Dichlorodifluoromethane	**2.0**	ug/m3	1.7	0.18	1.68		04/17/14 18:26	75-71-8	
1,1-Dichloroethane	ND	ug/m3	1.4	0.24	1.68		04/17/14 18:26	75-34-3	
1,2-Dichloroethane	ND	ug/m3	0.69	0.20	1.68		04/17/14 18:26	107-06-2	
1,1-Dichloroethene	ND	ug/m3	1.4	0.17	1.68		04/17/14 18:26	75-35-4	
cis-1,2-Dichloroethene	ND	ug/m3	1.4	0.20	1.68		04/17/14 18:26	156-59-2	
trans-1,2-Dichloroethene	ND	ug/m3	1.4	0.27	1.68		04/17/14 18:26	156-60-5	
1,2-Dichloropropane	ND	ug/m3	1.6	0.26	1.68		04/17/14 18:26	78-87-5	
cis-1,3-Dichloropropene	ND	ug/m3	1.5	0.20	1.68		04/17/14 18:26	10061-01-5	
trans-1,3-Dichloropropene	ND	ug/m3	1.5	0.25	1.68		04/17/14 18:26	10061-02-6	
Dichlorotetrafluoroethane	ND	ug/m3	2.4	0.25	1.68		04/17/14 18:26	76-14-2	
Ethanol	**67.9**	ug/m3	0.64	0.32	1.68		04/17/14 18:26	64-17-5	
Ethyl acetate	ND	ug/m3	1.2	0.21	1.68		04/17/14 18:26	141-78-6	
Ethylbenzene	**16.3**	ug/m3	1.5	0.12	1.68		04/17/14 18:26	100-41-4	
4-Ethyltoluene	**4.0**	ug/m3	1.7	0.29	1.68		04/17/14 18:26	622-96-8	
n-Heptane	**13.1**	ug/m3	1.4	0.27	1.68		04/17/14 18:26	142-82-5	
Hexachloro-1,3-butadiene	ND	ug/m3	3.7	0.69	1.68		04/17/14 18:26	87-68-3	
n-Hexane	**17.6**	ug/m3	1.2	0.17	1.68		04/17/14 18:26	110-54-3	
2-Hexanone	ND	ug/m3	1.4	0.36	1.68		04/17/14 18:26	591-78-6	
Methylene Chloride	**31.1**	ug/m3	1.2	0.59	1.68		04/17/14 18:26	75-09-2	
4-Methyl-2-pentanone (MIBK)	ND	ug/m3	1.4	0.29	1.68		04/17/14 18:26	108-10-1	
Methyl-tert-butyl ether	ND	ug/m3	1.2	0.15	1.68		04/17/14 18:26	1634-04-4	
Naphthalene	ND	ug/m3	1.8	0.17	1.68		04/17/14 18:26	91-20-3	
2-Propanol	**23.9**	ug/m3	0.84	0.13	1.68		04/17/14 18:26	67-63-0	
Propylene	ND	ug/m3	0.59	0.18	1.68		04/17/14 18:26	115-07-1	
Styrene	**2.0**	ug/m3	1.5	0.23	1.68		04/17/14 18:26	100-42-5	
1,1,2,2-Tetrachloroethane	ND	ug/m3	1.2	0.39	1.68		04/17/14 18:26	79-34-5	

REPORT OF LABORATORY ANALYSIS

This report shall not be reproduced, except in full,
without the written consent of Pace Analytical Services, Inc..

Pace Analytical Services, Inc.
1700 Elm Street - Suite 200
Minneapolis, MN 55414
(612)607-1700

ANALYTICAL RESULTS

Project: 60317420St. Louis Park Inv.
Pace Project No.: 10262342

Sample: VP-408A **Lab ID: 10262342038** Collected: 04/03/14 09:14 Received: 04/03/14 16:38 Matrix: Air

Parameters	Results	Units	Report Limit	MDL	DF	Prepared	Analyzed	CAS No.	Qual
TO15 MSV AIR	Analytical Method: TO-15								
Tetrachloroethene	**5.3**	ug/m3	1.2	0.32	1.68		04/17/14 18:26	127-18-4	
Tetrahydrofuran	ND	ug/m3	1.0	0.11	1.68		04/17/14 18:26	109-99-9	
Toluene	**79.7**	ug/m3	1.3	0.23	1.68		04/17/14 18:26	108-88-3	
1,2,4-Trichlorobenzene	ND	ug/m3	2.5	0.33	1.68		04/17/14 18:26	120-82-1	
1,1,1-Trichloroethane	ND	ug/m3	1.9	0.23	1.68		04/17/14 18:26	71-55-6	
1,1,2-Trichloroethane	ND	ug/m3	0.92	0.41	1.68		04/17/14 18:26	79-00-5	
Trichloroethene	ND	ug/m3	0.92	0.30	1.68		04/17/14 18:26	79-01-6	
Trichlorofluoromethane	ND	ug/m3	1.9	0.23	1.68		04/17/14 18:26	75-69-4	
1,1,2-Trichlorotrifluoroethane	ND	ug/m3	2.7	0.27	1.68		04/17/14 18:26	76-13-1	
1,2,4-Trimethylbenzene	**10.8**	ug/m3	1.7	0.20	1.68		04/17/14 18:26	95-63-6	
1,3,5-Trimethylbenzene	**3.4**	ug/m3	1.7	0.35	1.68		04/17/14 18:26	108-67-8	
Vinyl acetate	ND	ug/m3	1.2	0.22	1.68		04/17/14 18:26	108-05-4	
Vinyl chloride	ND	ug/m3	0.44	0.16	1.68		04/17/14 18:26	75-01-4	
m&p-Xylene	**45.7**	ug/m3	3.0	0.18	1.68		04/17/14 18:26	179601-23-1	
o-Xylene	**15.3**	ug/m3	1.5	0.27	1.68		04/17/14 18:26	95-47-6	

REPORT OF LABORATORY ANALYSIS

This report shall not be reproduced, except in full,
without the written consent of Pace Analytical Services, Inc..

Pace Analytical Services, Inc.
1700 Elm Street - Suite 200
Minneapolis, MN 55414
(612)607-1700

ANALYTICAL RESULTS

Project: 60317420St. Louis Park Inv.
Pace Project No.: 10262342

Sample: VP-409 **Lab ID: 10262342039** Collected: 04/03/14 09:27 Received: 04/03/14 16:38 Matrix: Air

Parameters	Results	Units	Report Limit	MDL	DF	Prepared	Analyzed	CAS No.	Qual
TO15 MSV AIR	Analytical Method: TO-15								
Acetone	**61.5**	ug/m3	0.84	0.42	1.74		04/17/14 20:51	67-64-1	
Benzene	**16.0**	ug/m3	0.57	0.21	1.74		04/17/14 20:51	71-43-2	
Benzyl chloride	ND	ug/m3	4.6	0.91	1.74		04/17/14 20:51	100-44-7	
Bromodichloromethane	ND	ug/m3	2.4	0.32	1.74		04/17/14 20:51	75-27-4	
Bromoform	ND	ug/m3	3.7	0.52	1.74		04/17/14 20:51	75-25-2	
Bromomethane	ND	ug/m3	1.4	0.18	1.74		04/17/14 20:51	74-83-9	
1,3-Butadiene	ND	ug/m3	0.78	0.15	1.74		04/17/14 20:51	106-99-0	
2-Butanone (MEK)	**7.1**	ug/m3	1.0	0.23	1.74		04/17/14 20:51	78-93-3	
Carbon disulfide	**19.4**	ug/m3	1.1	0.12	1.74		04/17/14 20:51	75-15-0	
Carbon tetrachloride	ND	ug/m3	1.1	0.31	1.74		04/17/14 20:51	56-23-5	
Chlorobenzene	ND	ug/m3	1.6	0.18	1.74		04/17/14 20:51	108-90-7	
Chloroethane	ND	ug/m3	0.94	0.24	1.74		04/17/14 20:51	75-00-3	
Chloroform	**3.4**	ug/m3	1.7	0.31	1.74		04/17/14 20:51	67-66-3	
Chloromethane	ND	ug/m3	0.73	0.094	1.74		04/17/14 20:51	74-87-3	
Cyclohexane	**7.1**	ug/m3	1.2	0.22	1.74		04/17/14 20:51	110-82-7	
Dibromochloromethane	ND	ug/m3	3.0	0.47	1.74		04/17/14 20:51	124-48-1	
1,2-Dibromoethane (EDB)	ND	ug/m3	2.7	0.41	1.74		04/17/14 20:51	106-93-4	
1,2-Dichlorobenzene	ND	ug/m3	2.1	0.25	1.74		04/17/14 20:51	95-50-1	
1,3-Dichlorobenzene	ND	ug/m3	2.1	0.40	1.74		04/17/14 20:51	541-73-1	
1,4-Dichlorobenzene	ND	ug/m3	2.1	0.34	1.74		04/17/14 20:51	106-46-7	
Dichlorodifluoromethane	**3.0**	ug/m3	1.8	0.19	1.74		04/17/14 20:51	75-71-8	
1,1-Dichloroethane	ND	ug/m3	1.4	0.24	1.74		04/17/14 20:51	75-34-3	
1,2-Dichloroethane	ND	ug/m3	0.71	0.21	1.74		04/17/14 20:51	107-06-2	
1,1-Dichloroethene	ND	ug/m3	1.4	0.18	1.74		04/17/14 20:51	75-35-4	
cis-1,2-Dichloroethene	ND	ug/m3	1.4	0.21	1.74		04/17/14 20:51	156-59-2	
trans-1,2-Dichloroethene	ND	ug/m3	1.4	0.28	1.74		04/17/14 20:51	156-60-5	
1,2-Dichloropropane	ND	ug/m3	1.6	0.26	1.74		04/17/14 20:51	78-87-5	
cis-1,3-Dichloropropene	ND	ug/m3	1.6	0.21	1.74		04/17/14 20:51	10061-01-5	
trans-1,3-Dichloropropene	ND	ug/m3	1.6	0.26	1.74		04/17/14 20:51	10061-02-6	
Dichlorotetrafluoroethane	ND	ug/m3	2.5	0.26	1.74		04/17/14 20:51	76-14-2	
Ethanol	**72.7**	ug/m3	0.66	0.33	1.74		04/17/14 20:51	64-17-5	
Ethyl acetate	ND	ug/m3	1.3	0.22	1.74		04/17/14 20:51	141-78-6	
Ethylbenzene	**10.6**	ug/m3	1.5	0.13	1.74		04/17/14 20:51	100-41-4	
4-Ethyltoluene	**3.1**	ug/m3	1.7	0.30	1.74		04/17/14 20:51	622-96-8	
n-Heptane	**9.8**	ug/m3	1.4	0.28	1.74		04/17/14 20:51	142-82-5	
Hexachloro-1,3-butadiene	ND	ug/m3	3.8	0.71	1.74		04/17/14 20:51	87-68-3	
n-Hexane	**11.8**	ug/m3	1.3	0.18	1.74		04/17/14 20:51	110-54-3	
2-Hexanone	ND	ug/m3	1.4	0.37	1.74		04/17/14 20:51	591-78-6	
Methylene Chloride	**24.4**	ug/m3	1.2	0.61	1.74		04/17/14 20:51	75-09-2	
4-Methyl-2-pentanone (MIBK)	ND	ug/m3	1.4	0.30	1.74		04/17/14 20:51	108-10-1	
Methyl-tert-butyl ether	ND	ug/m3	1.3	0.15	1.74		04/17/14 20:51	1634-04-4	
Naphthalene	ND	ug/m3	1.9	0.17	1.74		04/17/14 20:51	91-20-3	
2-Propanol	**24.4**	ug/m3	0.87	0.14	1.74		04/17/14 20:51	67-63-0	
Propylene	ND	ug/m3	0.61	0.19	1.74		04/17/14 20:51	115-07-1	
Styrene	ND	ug/m3	1.5	0.23	1.74		04/17/14 20:51	100-42-5	
1,1,2,2-Tetrachloroethane	ND	ug/m3	1.2	0.41	1.74		04/17/14 20:51	79-34-5	

REPORT OF LABORATORY ANALYSIS

This report shall not be reproduced, except in full,
without the written consent of Pace Analytical Services, Inc..

Pace Analytical Services, Inc.
1700 Elm Street - Suite 200
Minneapolis, MN 55414
(612)607-1700

ANALYTICAL RESULTS

Project: 60317420St. Louis Park Inv.
Pace Project No.: 10262342

Sample: VP-409 **Lab ID: 10262342039** Collected: 04/03/14 09:27 Received: 04/03/14 16:38 Matrix: Air

Parameters	Results	Units	Report Limit	MDL	DF	Prepared	Analyzed	CAS No.	Qual
TO15 MSV AIR	Analytical Method: TO-15								
Tetrachloroethene	**7.4**	ug/m3	1.2	0.33	1.74		04/17/14 20:51	127-18-4	
Tetrahydrofuran	ND	ug/m3	1.0	0.12	1.74		04/17/14 20:51	109-99-9	
Toluene	**55.9**	ug/m3	1.3	0.23	1.74		04/17/14 20:51	108-88-3	
1,2,4-Trichlorobenzene	ND	ug/m3	2.6	0.34	1.74		04/17/14 20:51	120-82-1	
1,1,1-Trichloroethane	ND	ug/m3	1.9	0.24	1.74		04/17/14 20:51	71-55-6	
1,1,2-Trichloroethane	ND	ug/m3	0.96	0.42	1.74		04/17/14 20:51	79-00-5	
Trichloroethene	**2.1**	ug/m3	0.96	0.31	1.74		04/17/14 20:51	79-01-6	
Trichlorofluoromethane	ND	ug/m3	2.0	0.24	1.74		04/17/14 20:51	75-69-4	
1,1,2-Trichlorotrifluoroethane	ND	ug/m3	2.8	0.28	1.74		04/17/14 20:51	76-13-1	
1,2,4-Trimethylbenzene	**7.1**	ug/m3	1.7	0.21	1.74		04/17/14 20:51	95-63-6	
1,3,5-Trimethylbenzene	**2.6**	ug/m3	1.7	0.36	1.74		04/17/14 20:51	108-67-8	
Vinyl acetate	ND	ug/m3	1.2	0.22	1.74		04/17/14 20:51	108-05-4	
Vinyl chloride	ND	ug/m3	0.45	0.16	1.74		04/17/14 20:51	75-01-4	
m&p-Xylene	**33.1**	ug/m3	3.1	0.18	1.74		04/17/14 20:51	179601-23-1	
o-Xylene	**10.6**	ug/m3	1.5	0.28	1.74		04/17/14 20:51	95-47-6	

This report shall not be reproduced, except in full,
without the written consent of Pace Analytical Services, Inc..

Pace Analytical Services, Inc.
1700 Elm Street - Suite 200
Minneapolis, MN 55414
(612)607-1700

ANALYTICAL RESULTS

Project: 60317420St. Louis Park Inv.
Pace Project No.: 10262342

Sample: VP-407 **Lab ID: 10262342040** Collected: 04/03/14 09:50 Received: 04/03/14 16:38 Matrix: Air

Parameters	Results	Units	Report Limit	MDL	DF	Prepared	Analyzed	CAS No.	Qual
TO15 MSV AIR	Analytical Method: TO-15								
Acetone	**73.8**	ug/m3	0.81	0.40	1.68		04/17/14 20:22	67-64-1	
Benzene	**18.4**	ug/m3	0.55	0.20	1.68		04/17/14 20:22	71-43-2	
Benzyl chloride	ND	ug/m3	4.4	0.88	1.68		04/17/14 20:22	100-44-7	
Bromodichloromethane	ND	ug/m3	2.3	0.31	1.68		04/17/14 20:22	75-27-4	
Bromoform	ND	ug/m3	3.5	0.50	1.68		04/17/14 20:22	75-25-2	
Bromomethane	ND	ug/m3	1.3	0.17	1.68		04/17/14 20:22	74-83-9	
1,3-Butadiene	ND	ug/m3	0.76	0.14	1.68		04/17/14 20:22	106-99-0	
2-Butanone (MEK)	**8.3**	ug/m3	1.0	0.22	1.68		04/17/14 20:22	78-93-3	
Carbon disulfide	**16.4**	ug/m3	1.1	0.12	1.68		04/17/14 20:22	75-15-0	
Carbon tetrachloride	ND	ug/m3	1.1	0.30	1.68		04/17/14 20:22	56-23-5	
Chlorobenzene	ND	ug/m3	1.6	0.18	1.68		04/17/14 20:22	108-90-7	
Chloroethane	ND	ug/m3	0.91	0.23	1.68		04/17/14 20:22	75-00-3	
Chloroform	ND	ug/m3	1.7	0.30	1.68		04/17/14 20:22	67-66-3	
Chloromethane	ND	ug/m3	0.71	0.091	1.68		04/17/14 20:22	74-87-3	
Cyclohexane	**8.6**	ug/m3	1.2	0.21	1.68		04/17/14 20:22	110-82-7	
Dibromochloromethane	ND	ug/m3	2.9	0.46	1.68		04/17/14 20:22	124-48-1	
1,2-Dibromoethane (EDB)	ND	ug/m3	2.6	0.39	1.68		04/17/14 20:22	106-93-4	
1,2-Dichlorobenzene	ND	ug/m3	2.0	0.24	1.68		04/17/14 20:22	95-50-1	
1,3-Dichlorobenzene	ND	ug/m3	2.0	0.39	1.68		04/17/14 20:22	541-73-1	
1,4-Dichlorobenzene	ND	ug/m3	2.0	0.33	1.68		04/17/14 20:22	106-46-7	
Dichlorodifluoromethane	**2.5**	ug/m3	1.7	0.18	1.68		04/17/14 20:22	75-71-8	
1,1-Dichloroethane	ND	ug/m3	1.4	0.24	1.68		04/17/14 20:22	75-34-3	
1,2-Dichloroethane	ND	ug/m3	0.69	0.20	1.68		04/17/14 20:22	107-06-2	
1,1-Dichloroethene	ND	ug/m3	1.4	0.17	1.68		04/17/14 20:22	75-35-4	
cis-1,2-Dichloroethene	ND	ug/m3	1.4	0.20	1.68		04/17/14 20:22	156-59-2	
trans-1,2-Dichloroethene	ND	ug/m3	1.4	0.27	1.68		04/17/14 20:22	156-60-5	
1,2-Dichloropropane	ND	ug/m3	1.6	0.26	1.68		04/17/14 20:22	78-87-5	
cis-1,3-Dichloropropene	ND	ug/m3	1.5	0.20	1.68		04/17/14 20:22	10061-01-5	
trans-1,3-Dichloropropene	ND	ug/m3	1.5	0.25	1.68		04/17/14 20:22	10061-02-6	
Dichlorotetrafluoroethane	ND	ug/m3	2.4	0.25	1.68		04/17/14 20:22	76-14-2	
Ethanol	**85.8**	ug/m3	0.64	0.32	1.68		04/17/14 20:22	64-17-5	
Ethyl acetate	ND	ug/m3	1.2	0.21	1.68		04/17/14 20:22	141-78-6	
Ethylbenzene	**11.1**	ug/m3	1.5	0.12	1.68		04/17/14 20:22	100-41-4	
4-Ethyltoluene	**4.0**	ug/m3	1.7	0.29	1.68		04/17/14 20:22	622-96-8	
n-Heptane	**12.1**	ug/m3	1.4	0.27	1.68		04/17/14 20:22	142-82-5	
Hexachloro-1,3-butadiene	ND	ug/m3	3.7	0.69	1.68		04/17/14 20:22	87-68-3	
n-Hexane	**19.8**	ug/m3	1.2	0.17	1.68		04/17/14 20:22	110-54-3	
2-Hexanone	ND	ug/m3	1.4	0.36	1.68		04/17/14 20:22	591-78-6	
Methylene Chloride	**12.9**	ug/m3	1.2	0.59	1.68		04/17/14 20:22	75-09-2	
4-Methyl-2-pentanone (MIBK)	ND	ug/m3	1.4	0.29	1.68		04/17/14 20:22	108-10-1	
Methyl-tert-butyl ether	ND	ug/m3	1.2	0.15	1.68		04/17/14 20:22	1634-04-4	
Naphthalene	ND	ug/m3	1.8	0.17	1.68		04/17/14 20:22	91-20-3	
2-Propanol	**74.4**	ug/m3	0.84	0.13	1.68		04/17/14 20:22	67-63-0	
Propylene	ND	ug/m3	0.59	0.18	1.68		04/17/14 20:22	115-07-1	
Styrene	ND	ug/m3	1.5	0.23	1.68		04/17/14 20:22	100-42-5	
1,1,2,2-Tetrachloroethane	ND	ug/m3	1.2	0.39	1.68		04/17/14 20:22	79-34-5	

REPORT OF LABORATORY ANALYSIS

This report shall not be reproduced, except in full,
without the written consent of Pace Analytical Services, Inc..

Pace Analytical Services, Inc.
1700 Elm Street - Suite 200
Minneapolis, MN 55414
(612)607-1700

ANALYTICAL RESULTS

Project: 60317420St. Louis Park Inv.
Pace Project No.: 10262342

Sample: VP-407 **Lab ID: 10262342040** Collected: 04/03/14 09:50 Received: 04/03/14 16:38 Matrix: Air

Parameters	Results	Units	Report Limit	MDL	DF	Prepared	Analyzed	CAS No.	Qual
TO15 MSV AIR	Analytical Method: TO-15								
Tetrachloroethene	**4.5**	ug/m3	1.2	0.32	1.68		04/17/14 20:22	127-18-4	
Tetrahydrofuran	ND	ug/m3	1.0	0.11	1.68		04/17/14 20:22	109-99-9	
Toluene	**65.1**	ug/m3	1.3	0.23	1.68		04/17/14 20:22	108-88-3	
1,2,4-Trichlorobenzene	ND	ug/m3	2.5	0.33	1.68		04/17/14 20:22	120-82-1	
1,1,1-Trichloroethane	ND	ug/m3	1.9	0.23	1.68		04/17/14 20:22	71-55-6	
1,1,2-Trichloroethane	ND	ug/m3	0.92	0.41	1.68		04/17/14 20:22	79-00-5	
Trichloroethene	ND	ug/m3	0.92	0.30	1.68		04/17/14 20:22	79-01-6	
Trichlorofluoromethane	ND	ug/m3	1.9	0.23	1.68		04/17/14 20:22	75-69-4	
1,1,2-Trichlorotrifluoroethane	ND	ug/m3	2.7	0.27	1.68		04/17/14 20:22	76-13-1	
1,2,4-Trimethylbenzene	**9.4**	ug/m3	1.7	0.20	1.68		04/17/14 20:22	95-63-6	
1,3,5-Trimethylbenzene	**3.0**	ug/m3	1.7	0.35	1.68		04/17/14 20:22	108-67-8	
Vinyl acetate	ND	ug/m3	1.2	0.22	1.68		04/17/14 20:22	108-05-4	
Vinyl chloride	ND	ug/m3	0.44	0.16	1.68		04/17/14 20:22	75-01-4	
m&p-Xylene	**35.7**	ug/m3	3.0	0.18	1.68		04/17/14 20:22	179601-23-1	
o-Xylene	**11.0**	ug/m3	1.5	0.27	1.68		04/17/14 20:22	95-47-6	

REPORT OF LABORATORY ANALYSIS

This report shall not be reproduced, except in full,
without the written consent of Pace Analytical Services, Inc..

Pace Analytical Services, Inc.
1700 Elm Street - Suite 200
Minneapolis, MN 55414
(612)607-1700

ANALYTICAL RESULTS

Project: 60317420St. Louis Park Inv.
Pace Project No.: 10262342

Sample: VP-406 **Lab ID: 10262342041** Collected: 04/03/14 10:15 Received: 04/03/14 16:38 Matrix: Air

Parameters	Results	Units	Report Limit	MDL	DF	Prepared	Analyzed	CAS No.	Qual
TO15 MSV AIR	Analytical Method: TO-15								
Acetone	**77.5**	ug/m3	0.81	0.40	1.68		04/17/14 19:24	67-64-1	
Benzene	**20.7**	ug/m3	0.55	0.20	1.68		04/17/14 19:24	71-43-2	
Benzyl chloride	ND	ug/m3	4.4	0.88	1.68		04/17/14 19:24	100-44-7	
Bromodichloromethane	ND	ug/m3	2.3	0.31	1.68		04/17/14 19:24	75-27-4	
Bromoform	ND	ug/m3	3.5	0.50	1.68		04/17/14 19:24	75-25-2	
Bromomethane	ND	ug/m3	1.3	0.17	1.68		04/17/14 19:24	74-83-9	
1,3-Butadiene	ND	ug/m3	0.76	0.14	1.68		04/17/14 19:24	106-99-0	
2-Butanone (MEK)	**9.6**	ug/m3	1.0	0.22	1.68		04/17/14 19:24	78-93-3	
Carbon disulfide	**21.8**	ug/m3	1.1	0.12	1.68		04/17/14 19:24	75-15-0	
Carbon tetrachloride	ND	ug/m3	1.1	0.30	1.68		04/17/14 19:24	56-23-5	
Chlorobenzene	ND	ug/m3	1.6	0.18	1.68		04/17/14 19:24	108-90-7	
Chloroethane	ND	ug/m3	0.91	0.23	1.68		04/17/14 19:24	75-00-3	
Chloroform	ND	ug/m3	1.7	0.30	1.68		04/17/14 19:24	67-66-3	
Chloromethane	ND	ug/m3	0.71	0.091	1.68		04/17/14 19:24	74-87-3	
Cyclohexane	**13.3**	ug/m3	1.2	0.21	1.68		04/17/14 19:24	110-82-7	
Dibromochloromethane	ND	ug/m3	2.9	0.46	1.68		04/17/14 19:24	124-48-1	
1,2-Dibromoethane (EDB)	ND	ug/m3	2.6	0.39	1.68		04/17/14 19:24	106-93-4	
1,2-Dichlorobenzene	ND	ug/m3	2.0	0.24	1.68		04/17/14 19:24	95-50-1	
1,3-Dichlorobenzene	ND	ug/m3	2.0	0.39	1.68		04/17/14 19:24	541-73-1	
1,4-Dichlorobenzene	ND	ug/m3	2.0	0.33	1.68		04/17/14 19:24	106-46-7	
Dichlorodifluoromethane	**2.5**	ug/m3	1.7	0.18	1.68		04/17/14 19:24	75-71-8	
1,1-Dichloroethane	ND	ug/m3	1.4	0.24	1.68		04/17/14 19:24	75-34-3	
1,2-Dichloroethane	ND	ug/m3	0.69	0.20	1.68		04/17/14 19:24	107-06-2	
1,1-Dichloroethene	ND	ug/m3	1.4	0.17	1.68		04/17/14 19:24	75-35-4	
cis-1,2-Dichloroethene	ND	ug/m3	1.4	0.20	1.68		04/17/14 19:24	156-59-2	
trans-1,2-Dichloroethene	ND	ug/m3	1.4	0.27	1.68		04/17/14 19:24	156-60-5	
1,2-Dichloropropane	ND	ug/m3	1.6	0.26	1.68		04/17/14 19:24	78-87-5	
cis-1,3-Dichloropropene	ND	ug/m3	1.5	0.20	1.68		04/17/14 19:24	10061-01-5	
trans-1,3-Dichloropropene	ND	ug/m3	1.5	0.25	1.68		04/17/14 19:24	10061-02-6	
Dichlorotetrafluoroethane	ND	ug/m3	2.4	0.25	1.68		04/17/14 19:24	76-14-2	
Ethanol	**114**	ug/m3	0.64	0.32	1.68		04/17/14 19:24	64-17-5	E
Ethyl acetate	ND	ug/m3	1.2	0.21	1.68		04/17/14 19:24	141-78-6	
Ethylbenzene	**17.2**	ug/m3	1.5	0.12	1.68		04/17/14 19:24	100-41-4	
4-Ethyltoluene	**4.9**	ug/m3	1.7	0.29	1.68		04/17/14 19:24	622-96-8	
n-Heptane	**17.9**	ug/m3	1.4	0.27	1.68		04/17/14 19:24	142-82-5	
Hexachloro-1,3-butadiene	ND	ug/m3	3.7	0.69	1.68		04/17/14 19:24	87-68-3	
n-Hexane	**28.7**	ug/m3	1.2	0.17	1.68		04/17/14 19:24	110-54-3	
2-Hexanone	ND	ug/m3	1.4	0.36	1.68		04/17/14 19:24	591-78-6	
Methylene Chloride	**36.0**	ug/m3	1.2	0.59	1.68		04/17/14 19:24	75-09-2	
4-Methyl-2-pentanone (MIBK)	ND	ug/m3	1.4	0.29	1.68		04/17/14 19:24	108-10-1	
Methyl-tert-butyl ether	ND	ug/m3	1.2	0.15	1.68		04/17/14 19:24	1634-04-4	
Naphthalene	ND	ug/m3	1.8	0.17	1.68		04/17/14 19:24	91-20-3	
2-Propanol	**43.4**	ug/m3	0.84	0.13	1.68		04/17/14 19:24	67-63-0	
Propylene	ND	ug/m3	0.59	0.18	1.68		04/17/14 19:24	115-07-1	
Styrene	ND	ug/m3	1.5	0.23	1.68		04/17/14 19:24	100-42-5	
1,1,2,2-Tetrachloroethane	ND	ug/m3	1.2	0.39	1.68		04/17/14 19:24	79-34-5	

REPORT OF LABORATORY ANALYSIS

This report shall not be reproduced, except in full,
without the written consent of Pace Analytical Services, Inc..

Pace Analytical Services, Inc.
1700 Elm Street - Suite 200
Minneapolis, MN 55414
(612)607-1700

ANALYTICAL RESULTS

Project: 60317420St. Louis Park Inv.
Pace Project No.: 10262342

Sample: VP-406 **Lab ID: 10262342041** Collected: 04/03/14 10:15 Received: 04/03/14 16:38 Matrix: Air

Parameters	Results	Units	Report Limit	MDL	DF	Prepared	Analyzed	CAS No.	Qual
TO15 MSV AIR	Analytical Method: TO-15								
Tetrachloroethene	**3.8**	ug/m3	1.2	0.32	1.68		04/17/14 19:24	127-18-4	
Tetrahydrofuran	ND	ug/m3	1.0	0.11	1.68		04/17/14 19:24	109-99-9	
Toluene	**70.5**	ug/m3	1.3	0.23	1.68		04/17/14 19:24	108-88-3	
1,2,4-Trichlorobenzene	ND	ug/m3	2.5	0.33	1.68		04/17/14 19:24	120-82-1	
1,1,1-Trichloroethane	ND	ug/m3	1.9	0.23	1.68		04/17/14 19:24	71-55-6	
1,1,2-Trichloroethane	ND	ug/m3	0.92	0.41	1.68		04/17/14 19:24	79-00-5	
Trichloroethene	**9.0**	ug/m3	0.92	0.30	1.68		04/17/14 19:24	79-01-6	
Trichlorofluoromethane	ND	ug/m3	1.9	0.23	1.68		04/17/14 19:24	75-69-4	
1,1,2-Trichlorotrifluoroethane	ND	ug/m3	2.7	0.27	1.68		04/17/14 19:24	76-13-1	
1,2,4-Trimethylbenzene	**11.2**	ug/m3	1.7	0.20	1.68		04/17/14 19:24	95-63-6	
1,3,5-Trimethylbenzene	**3.6**	ug/m3	1.7	0.35	1.68		04/17/14 19:24	108-67-8	
Vinyl acetate	ND	ug/m3	1.2	0.22	1.68		04/17/14 19:24	108-05-4	
Vinyl chloride	ND	ug/m3	0.44	0.16	1.68		04/17/14 19:24	75-01-4	
m&p-Xylene	**47.8**	ug/m3	3.0	0.18	1.68		04/17/14 19:24	179601-23-1	
o-Xylene	**15.9**	ug/m3	1.5	0.27	1.68		04/17/14 19:24	95-47-6	

REPORT OF LABORATORY ANALYSIS

This report shall not be reproduced, except in full,
without the written consent of Pace Analytical Services, Inc..

Pace Analytical Services, Inc.
1700 Elm Street - Suite 200
Minneapolis, MN 55414
(612)607-1700

ANALYTICAL RESULTS

Project: 60317420St. Louis Park Inv.
Pace Project No.: 10262342

Sample: VP-405 **Lab ID: 10262342042** Collected: 04/03/14 10:30 Received: 04/03/14 16:38 Matrix: Air

Parameters	Results	Units	Report Limit	MDL	DF	Prepared	Analyzed	CAS No.	Qual
TO15 MSV AIR	Analytical Method: TO-15								
Acetone	**52.4**	ug/m3	0.81	0.40	1.68		04/17/14 18:56	67-64-1	
Benzene	**29.6**	ug/m3	0.55	0.20	1.68		04/17/14 18:56	71-43-2	
Benzyl chloride	ND	ug/m3	4.4	0.88	1.68		04/17/14 18:56	100-44-7	
Bromodichloromethane	ND	ug/m3	2.3	0.31	1.68		04/17/14 18:56	75-27-4	
Bromoform	ND	ug/m3	3.5	0.50	1.68		04/17/14 18:56	75-25-2	
Bromomethane	ND	ug/m3	1.3	0.17	1.68		04/17/14 18:56	74-83-9	
1,3-Butadiene	ND	ug/m3	0.76	0.14	1.68		04/17/14 18:56	106-99-0	
2-Butanone (MEK)	**6.1**	ug/m3	1.0	0.22	1.68		04/17/14 18:56	78-93-3	
Carbon disulfide	**22.0**	ug/m3	1.1	0.12	1.68		04/17/14 18:56	75-15-0	
Carbon tetrachloride	ND	ug/m3	1.1	0.30	1.68		04/17/14 18:56	56-23-5	
Chlorobenzene	ND	ug/m3	1.6	0.18	1.68		04/17/14 18:56	108-90-7	
Chloroethane	ND	ug/m3	0.91	0.23	1.68		04/17/14 18:56	75-00-3	
Chloroform	ND	ug/m3	1.7	0.30	1.68		04/17/14 18:56	67-66-3	
Chloromethane	ND	ug/m3	0.71	0.091	1.68		04/17/14 18:56	74-87-3	
Cyclohexane	**14.5**	ug/m3	1.2	0.21	1.68		04/17/14 18:56	110-82-7	
Dibromochloromethane	ND	ug/m3	2.9	0.46	1.68		04/17/14 18:56	124-48-1	
1,2-Dibromoethane (EDB)	ND	ug/m3	2.6	0.39	1.68		04/17/14 18:56	106-93-4	
1,2-Dichlorobenzene	ND	ug/m3	2.0	0.24	1.68		04/17/14 18:56	95-50-1	
1,3-Dichlorobenzene	ND	ug/m3	2.0	0.39	1.68		04/17/14 18:56	541-73-1	
1,4-Dichlorobenzene	ND	ug/m3	2.0	0.33	1.68		04/17/14 18:56	106-46-7	
Dichlorodifluoromethane	**2.5**	ug/m3	1.7	0.18	1.68		04/17/14 18:56	75-71-8	
1,1-Dichloroethane	ND	ug/m3	1.4	0.24	1.68		04/17/14 18:56	75-34-3	
1,2-Dichloroethane	ND	ug/m3	0.69	0.20	1.68		04/17/14 18:56	107-06-2	
1,1-Dichloroethene	ND	ug/m3	1.4	0.17	1.68		04/17/14 18:56	75-35-4	
cis-1,2-Dichloroethene	ND	ug/m3	1.4	0.20	1.68		04/17/14 18:56	156-59-2	
trans-1,2-Dichloroethene	ND	ug/m3	1.4	0.27	1.68		04/17/14 18:56	156-60-5	
1,2-Dichloropropane	ND	ug/m3	1.6	0.26	1.68		04/17/14 18:56	78-87-5	
cis-1,3-Dichloropropene	ND	ug/m3	1.5	0.20	1.68		04/17/14 18:56	10061-01-5	
trans-1,3-Dichloropropene	ND	ug/m3	1.5	0.25	1.68		04/17/14 18:56	10061-02-6	
Dichlorotetrafluoroethane	ND	ug/m3	2.4	0.25	1.68		04/17/14 18:56	76-14-2	
Ethanol	**71.2**	ug/m3	0.64	0.32	1.68		04/17/14 18:56	64-17-5	
Ethyl acetate	ND	ug/m3	1.2	0.21	1.68		04/17/14 18:56	141-78-6	
Ethylbenzene	**13.4**	ug/m3	1.5	0.12	1.68		04/17/14 18:56	100-41-4	
4-Ethyltoluene	**3.9**	ug/m3	1.7	0.29	1.68		04/17/14 18:56	622-96-8	
n-Heptane	**15.8**	ug/m3	1.4	0.27	1.68		04/17/14 18:56	142-82-5	
Hexachloro-1,3-butadiene	ND	ug/m3	3.7	0.69	1.68		04/17/14 18:56	87-68-3	
n-Hexane	**25.5**	ug/m3	1.2	0.17	1.68		04/17/14 18:56	110-54-3	
2-Hexanone	ND	ug/m3	1.4	0.36	1.68		04/17/14 18:56	591-78-6	
Methylene Chloride	**5.5**	ug/m3	1.2	0.59	1.68		04/17/14 18:56	75-09-2	
4-Methyl-2-pentanone (MIBK)	ND	ug/m3	1.4	0.29	1.68		04/17/14 18:56	108-10-1	
Methyl-tert-butyl ether	ND	ug/m3	1.2	0.15	1.68		04/17/14 18:56	1634-04-4	
Naphthalene	ND	ug/m3	1.8	0.17	1.68		04/17/14 18:56	91-20-3	
2-Propanol	**26.5**	ug/m3	0.84	0.13	1.68		04/17/14 18:56	67-63-0	
Propylene	ND	ug/m3	0.59	0.18	1.68		04/17/14 18:56	115-07-1	
Styrene	ND	ug/m3	1.5	0.23	1.68		04/17/14 18:56	100-42-5	
1,1,2,2-Tetrachloroethane	ND	ug/m3	1.2	0.39	1.68		04/17/14 18:56	79-34-5	

REPORT OF LABORATORY ANALYSIS

This report shall not be reproduced, except in full,
without the written consent of Pace Analytical Services, Inc..

Pace Analytical Services, Inc.
1700 Elm Street - Suite 200
Minneapolis, MN 55414
(612)607-1700

ANALYTICAL RESULTS

Project: 60317420St. Louis Park Inv.
Pace Project No.: 10262342

Sample: VP-405 **Lab ID: 10262342042** Collected: 04/03/14 10:30 Received: 04/03/14 16:38 Matrix: Air

Parameters	Results	Units	Report Limit	MDL	DF	Prepared	Analyzed	CAS No.	Qual
TO15 MSV AIR	Analytical Method: TO-15								
Tetrachloroethene	**3.4**	ug/m3	1.2	0.32	1.68		04/17/14 18:56	127-18-4	
Tetrahydrofuran	ND	ug/m3	1.0	0.11	1.68		04/17/14 18:56	109-99-9	
Toluene	**69.4**	ug/m3	1.3	0.23	1.68		04/17/14 18:56	108-88-3	
1,2,4-Trichlorobenzene	ND	ug/m3	2.5	0.33	1.68		04/17/14 18:56	120-82-1	
1,1,1-Trichloroethane	ND	ug/m3	1.9	0.23	1.68		04/17/14 18:56	71-55-6	
1,1,2-Trichloroethane	ND	ug/m3	0.92	0.41	1.68		04/17/14 18:56	79-00-5	
Trichloroethene	**12.3**	ug/m3	0.92	0.30	1.68		04/17/14 18:56	79-01-6	
Trichlorofluoromethane	**2.2**	ug/m3	1.9	0.23	1.68		04/17/14 18:56	75-69-4	
1,1,2-Trichlorotrifluoroethane	ND	ug/m3	2.7	0.27	1.68		04/17/14 18:56	76-13-1	
1,2,4-Trimethylbenzene	**9.7**	ug/m3	1.7	0.20	1.68		04/17/14 18:56	95-63-6	
1,3,5-Trimethylbenzene	**3.1**	ug/m3	1.7	0.35	1.68		04/17/14 18:56	108-67-8	
Vinyl acetate	ND	ug/m3	1.2	0.22	1.68		04/17/14 18:56	108-05-4	
Vinyl chloride	ND	ug/m3	0.44	0.16	1.68		04/17/14 18:56	75-01-4	
m&p-Xylene	**40.1**	ug/m3	3.0	0.18	1.68		04/17/14 18:56	179601-23-1	
o-Xylene	**12.8**	ug/m3	1.5	0.27	1.68		04/17/14 18:56	95-47-6	

REPORT OF LABORATORY ANALYSIS

This report shall not be reproduced, except in full,
without the written consent of Pace Analytical Services, Inc..

Pace Analytical Services, Inc.
1700 Elm Street - Suite 200
Minneapolis, MN 55414
(612)607-1700

ANALYTICAL RESULTS

Project: 60317420St. Louis Park Inv.
Pace Project No.: 10262342

Sample: VP-404 **Lab ID: 10262342043** Collected: 04/03/14 10:58 Received: 04/03/14 16:38 Matrix: Air

Parameters	Results	Units	Report Limit	MDL	DF	Prepared	Analyzed	CAS No.	Qual
TO15 MSV AIR	Analytical Method: TO-15								
Acetone	**59.8**	ug/m3	0.81	0.40	1.68		04/17/14 19:53	67-64-1	
Benzene	**23.9**	ug/m3	0.55	0.20	1.68		04/17/14 19:53	71-43-2	
Benzyl chloride	ND	ug/m3	4.4	0.88	1.68		04/17/14 19:53	100-44-7	
Bromodichloromethane	ND	ug/m3	2.3	0.31	1.68		04/17/14 19:53	75-27-4	
Bromoform	ND	ug/m3	3.5	0.50	1.68		04/17/14 19:53	75-25-2	
Bromomethane	ND	ug/m3	1.3	0.17	1.68		04/17/14 19:53	74-83-9	
1,3-Butadiene	ND	ug/m3	0.76	0.14	1.68		04/17/14 19:53	106-99-0	
2-Butanone (MEK)	**7.6**	ug/m3	1.0	0.22	1.68		04/17/14 19:53	78-93-3	
Carbon disulfide	**27.7**	ug/m3	1.1	0.12	1.68		04/17/14 19:53	75-15-0	
Carbon tetrachloride	ND	ug/m3	1.1	0.30	1.68		04/17/14 19:53	56-23-5	
Chlorobenzene	ND	ug/m3	1.6	0.18	1.68		04/17/14 19:53	108-90-7	
Chloroethane	ND	ug/m3	0.91	0.23	1.68		04/17/14 19:53	75-00-3	
Chloroform	ND	ug/m3	1.7	0.30	1.68		04/17/14 19:53	67-66-3	
Chloromethane	ND	ug/m3	0.71	0.091	1.68		04/17/14 19:53	74-87-3	
Cyclohexane	**10.8**	ug/m3	1.2	0.21	1.68		04/17/14 19:53	110-82-7	
Dibromochloromethane	ND	ug/m3	2.9	0.46	1.68		04/17/14 19:53	124-48-1	
1,2-Dibromoethane (EDB)	ND	ug/m3	2.6	0.39	1.68		04/17/14 19:53	106-93-4	
1,2-Dichlorobenzene	ND	ug/m3	2.0	0.24	1.68		04/17/14 19:53	95-50-1	
1,3-Dichlorobenzene	ND	ug/m3	2.0	0.39	1.68		04/17/14 19:53	541-73-1	
1,4-Dichlorobenzene	ND	ug/m3	2.0	0.33	1.68		04/17/14 19:53	106-46-7	
Dichlorodifluoromethane	**2.5**	ug/m3	1.7	0.18	1.68		04/17/14 19:53	75-71-8	
1,1-Dichloroethane	ND	ug/m3	1.4	0.24	1.68		04/17/14 19:53	75-34-3	
1,2-Dichloroethane	ND	ug/m3	0.69	0.20	1.68		04/17/14 19:53	107-06-2	
1,1-Dichloroethene	ND	ug/m3	1.4	0.17	1.68		04/17/14 19:53	75-35-4	
cis-1,2-Dichloroethene	ND	ug/m3	1.4	0.20	1.68		04/17/14 19:53	156-59-2	
trans-1,2-Dichloroethene	ND	ug/m3	1.4	0.27	1.68		04/17/14 19:53	156-60-5	
1,2-Dichloropropane	ND	ug/m3	1.6	0.26	1.68		04/17/14 19:53	78-87-5	
cis-1,3-Dichloropropene	ND	ug/m3	1.5	0.20	1.68		04/17/14 19:53	10061-01-5	
trans-1,3-Dichloropropene	ND	ug/m3	1.5	0.25	1.68		04/17/14 19:53	10061-02-6	
Dichlorotetrafluoroethane	ND	ug/m3	2.4	0.25	1.68		04/17/14 19:53	76-14-2	
Ethanol	**65.0**	ug/m3	0.64	0.32	1.68		04/17/14 19:53	64-17-5	
Ethyl acetate	ND	ug/m3	1.2	0.21	1.68		04/17/14 19:53	141-78-6	
Ethylbenzene	**10.4**	ug/m3	1.5	0.12	1.68		04/17/14 19:53	100-41-4	
4-Ethyltoluene	**3.0**	ug/m3	1.7	0.29	1.68		04/17/14 19:53	622-96-8	
n-Heptane	**11.8**	ug/m3	1.4	0.27	1.68		04/17/14 19:53	142-82-5	
Hexachloro-1,3-butadiene	ND	ug/m3	3.7	0.69	1.68		04/17/14 19:53	87-68-3	
n-Hexane	**22.5**	ug/m3	1.2	0.17	1.68		04/17/14 19:53	110-54-3	
2-Hexanone	ND	ug/m3	1.4	0.36	1.68		04/17/14 19:53	591-78-6	
Methylene Chloride	**34.4**	ug/m3	1.2	0.59	1.68		04/17/14 19:53	75-09-2	
4-Methyl-2-pentanone (MIBK)	ND	ug/m3	1.4	0.29	1.68		04/17/14 19:53	108-10-1	
Methyl-tert-butyl ether	ND	ug/m3	1.2	0.15	1.68		04/17/14 19:53	1634-04-4	
Naphthalene	ND	ug/m3	1.8	0.17	1.68		04/17/14 19:53	91-20-3	
2-Propanol	**35.6**	ug/m3	0.84	0.13	1.68		04/17/14 19:53	67-63-0	
Propylene	ND	ug/m3	0.59	0.18	1.68		04/17/14 19:53	115-07-1	
Styrene	ND	ug/m3	1.5	0.23	1.68		04/17/14 19:53	100-42-5	
1,1,2,2-Tetrachloroethane	ND	ug/m3	1.2	0.39	1.68		04/17/14 19:53	79-34-5	

REPORT OF LABORATORY ANALYSIS

This report shall not be reproduced, except in full,
without the written consent of Pace Analytical Services, Inc..

Pace Analytical Services, Inc.
1700 Elm Street - Suite 200
Minneapolis, MN 55414
(612)607-1700

ANALYTICAL RESULTS

Project: 60317420St. Louis Park Inv.
Pace Project No.: 10262342

Sample: VP-404 **Lab ID: 10262342043** Collected: 04/03/14 10:58 Received: 04/03/14 16:38 Matrix: Air

Parameters	Results	Units	Report Limit	MDL	DF	Prepared	Analyzed	CAS No.	Qual
TO15 MSV AIR	Analytical Method: TO-15								
Tetrachloroethene	**4.2**	ug/m3	1.2	0.32	1.68		04/17/14 19:53	127-18-4	
Tetrahydrofuran	**6.0**	ug/m3	1.0	0.11	1.68		04/17/14 19:53	109-99-9	
Toluene	**58.0**	ug/m3	1.3	0.23	1.68		04/17/14 19:53	108-88-3	
1,2,4-Trichlorobenzene	ND	ug/m3	2.5	0.33	1.68		04/17/14 19:53	120-82-1	
1,1,1-Trichloroethane	ND	ug/m3	1.9	0.23	1.68		04/17/14 19:53	71-55-6	
1,1,2-Trichloroethane	ND	ug/m3	0.92	0.41	1.68		04/17/14 19:53	79-00-5	
Trichloroethene	**5.5**	ug/m3	0.92	0.30	1.68		04/17/14 19:53	79-01-6	
Trichlorofluoromethane	**2.4**	ug/m3	1.9	0.23	1.68		04/17/14 19:53	75-69-4	
1,1,2-Trichlorotrifluoroethane	ND	ug/m3	2.7	0.27	1.68		04/17/14 19:53	76-13-1	
1,2,4-Trimethylbenzene	**8.0**	ug/m3	1.7	0.20	1.68		04/17/14 19:53	95-63-6	
1,3,5-Trimethylbenzene	**2.7**	ug/m3	1.7	0.35	1.68		04/17/14 19:53	108-67-8	
Vinyl acetate	ND	ug/m3	1.2	0.22	1.68		04/17/14 19:53	108-05-4	
Vinyl chloride	ND	ug/m3	0.44	0.16	1.68		04/17/14 19:53	75-01-4	
m&p-Xylene	**31.1**	ug/m3	3.0	0.18	1.68		04/17/14 19:53	179601-23-1	
o-Xylene	**9.7**	ug/m3	1.5	0.27	1.68		04/17/14 19:53	95-47-6	

REPORT OF LABORATORY ANALYSIS

This report shall not be reproduced, except in full,
without the written consent of Pace Analytical Services, Inc..

Pace Analytical Services, Inc.
1700 Elm Street - Suite 200
Minneapolis, MN 55414
(612)607-1700

QUALITY CONTROL DATA

Project: 60317420St. Louis Park Inv.
Pace Project No.: 10262342

QC Batch: AIR/19921 Analysis Method: TO-15
QC Batch Method: TO-15 Analysis Description: TO15 MSV AIR Low Level
Associated Lab Samples: 10262342001, 10262342002, 10262342003, 10262342004, 10262342005, 10262342006, 10262342007

METHOD BLANK: 1654442 Matrix: Air
Associated Lab Samples: 10262342001, 10262342002, 10262342003, 10262342004, 10262342005, 10262342006, 10262342007

Parameter	Units	Blank Result	Reporting Limit	Analyzed	Qualifiers
1,1,1-Trichloroethane	ug/m3	ND	1.1	04/10/14 13:45	
1,1,2,2-Tetrachloroethane	ug/m3	ND	0.70	04/10/14 13:45	
1,1,2-Trichloroethane	ug/m3	ND	0.55	04/10/14 13:45	
1,1,2-Trichlorotrifluoroethane	ug/m3	ND	1.6	04/10/14 13:45	
1,1-Dichloroethane	ug/m3	ND	0.82	04/10/14 13:45	
1,1-Dichloroethene	ug/m3	ND	0.81	04/10/14 13:45	
1,2,4-Trichlorobenzene	ug/m3	ND	1.5	04/10/14 13:45	
1,2,4-Trimethylbenzene	ug/m3	ND	1.0	04/10/14 13:45	
1,2-Dibromoethane (EDB)	ug/m3	ND	1.6	04/10/14 13:45	
1,2-Dichlorobenzene	ug/m3	ND	1.2	04/10/14 13:45	
1,2-Dichloroethane	ug/m3	ND	0.41	04/10/14 13:45	
1,2-Dichloropropane	ug/m3	ND	0.94	04/10/14 13:45	
1,3,5-Trimethylbenzene	ug/m3	ND	1.0	04/10/14 13:45	
1,3-Butadiene	ug/m3	ND	0.45	04/10/14 13:45	
1,3-Dichlorobenzene	ug/m3	ND	1.2	04/10/14 13:45	
1,4-Dichlorobenzene	ug/m3	ND	1.2	04/10/14 13:45	
2-Butanone (MEK)	ug/m3	ND	0.60	04/10/14 13:45	
2-Hexanone	ug/m3	ND	0.83	04/10/14 13:45	
2-Propanol	ug/m3	ND	0.50	04/10/14 13:45	
4-Ethyltoluene	ug/m3	ND	1.0	04/10/14 13:45	
4-Methyl-2-pentanone (MIBK)	ug/m3	ND	0.83	04/10/14 13:45	
Acetone	ug/m3	ND	0.48	04/10/14 13:45	
Benzene	ug/m3	ND	0.32	04/10/14 13:45	
Benzyl chloride	ug/m3	ND	2.6	04/10/14 13:45	
Bromodichloromethane	ug/m3	ND	1.4	04/10/14 13:45	
Bromoform	ug/m3	ND	2.1	04/10/14 13:45	
Bromomethane	ug/m3	ND	0.79	04/10/14 13:45	
Carbon disulfide	ug/m3	ND	0.63	04/10/14 13:45	
Carbon tetrachloride	ug/m3	ND	0.64	04/10/14 13:45	
Chlorobenzene	ug/m3	ND	0.94	04/10/14 13:45	
Chloroethane	ug/m3	ND	0.54	04/10/14 13:45	
Chloroform	ug/m3	ND	0.99	04/10/14 13:45	
Chloromethane	ug/m3	ND	0.42	04/10/14 13:45	
cis-1,2-Dichloroethene	ug/m3	ND	0.81	04/10/14 13:45	
cis-1,3-Dichloropropene	ug/m3	ND	0.92	04/10/14 13:45	
Cyclohexane	ug/m3	ND	0.70	04/10/14 13:45	
Dibromochloromethane	ug/m3	ND	1.7	04/10/14 13:45	
Dichlorodifluoromethane	ug/m3	ND	1.0	04/10/14 13:45	
Dichlorotetrafluoroethane	ug/m3	ND	1.4	04/10/14 13:45	
Ethanol	ug/m3	ND	0.38	04/10/14 13:45	
Ethyl acetate	ug/m3	ND	0.73	04/10/14 13:45	
Ethylbenzene	ug/m3	ND	0.88	04/10/14 13:45	
Hexachloro-1,3-butadiene	ug/m3	ND	2.2	04/10/14 13:45	CL

REPORT OF LABORATORY ANALYSIS

This report shall not be reproduced, except in full,
without the written consent of Pace Analytical Services, Inc..

Pace Analytical Services, Inc.
1700 Elm Street - Suite 200
Minneapolis, MN 55414
(612)607-1700

QUALITY CONTROL DATA

Project: 60317420St. Louis Park Inv.
Pace Project No.: 10262342

METHOD BLANK: 1654442 Matrix: Air
Associated Lab Samples: 10262342001, 10262342002, 10262342003, 10262342004, 10262342005, 10262342006, 10262342007

Parameter	Units	Blank Result	Reporting Limit	Analyzed	Qualifiers
m&p-Xylene	ug/m3	ND	1.8	04/10/14 13:45	
Methyl-tert-butyl ether	ug/m3	ND	0.73	04/10/14 13:45	
Methylene Chloride	ug/m3	ND	0.71	04/10/14 13:45	
n-Heptane	ug/m3	ND	0.83	04/10/14 13:45	
n-Hexane	ug/m3	ND	0.72	04/10/14 13:45	
Naphthalene	ug/m3	ND	1.1	04/10/14 13:45	
o-Xylene	ug/m3	ND	0.88	04/10/14 13:45	
Propylene	ug/m3	ND	0.35	04/10/14 13:45	
Styrene	ug/m3	ND	0.87	04/10/14 13:45	
Tetrachloroethene	ug/m3	ND	0.69	04/10/14 13:45	
Tetrahydrofuran	ug/m3	ND	0.60	04/10/14 13:45	
Toluene	ug/m3	ND	0.77	04/10/14 13:45	
trans-1,2-Dichloroethene	ug/m3	ND	0.81	04/10/14 13:45	
trans-1,3-Dichloropropene	ug/m3	ND	0.92	04/10/14 13:45	
Trichloroethene	ug/m3	ND	0.55	04/10/14 13:45	
Trichlorofluoromethane	ug/m3	ND	1.1	04/10/14 13:45	
Vinyl acetate	ug/m3	ND	0.72	04/10/14 13:45	
Vinyl chloride	ug/m3	ND	0.26	04/10/14 13:45	

LABORATORY CONTROL SAMPLE: 1654443

Parameter	Units	Spike Conc.	LCS Result	LCS % Rec	% Rec Limits	Qualifiers
1,1,1-Trichloroethane	ug/m3	55.5	51.0	92	72-128	
1,1,2,2-Tetrachloroethane	ug/m3	69.8	55.2	79	72-136	
1,1,2-Trichloroethane	ug/m3	55.5	51.5	93	72-130	
1,1,2-Trichlorotrifluoroethane	ug/m3	77.9	69.4	89	68-126	
1,1-Dichloroethane	ug/m3	41.2	36.5	89	68-128	
1,1-Dichloroethene	ug/m3	40.3	36.3	90	68-130	
1,2,4-Trichlorobenzene	ug/m3	75.5	88.1	117	30-150	
1,2,4-Trimethylbenzene	ug/m3	50	45.4	91	71-140	
1,2-Dibromoethane (EDB)	ug/m3	78.1	73.7	94	73-136	
1,2-Dichlorobenzene	ug/m3	61.2	62.4	102	63-150	
1,2-Dichloroethane	ug/m3	41.2	41.0	99	71-132	
1,2-Dichloropropane	ug/m3	47	44.3	94	72-130	
1,3,5-Trimethylbenzene	ug/m3	50	50.8	102	73-136	
1,3-Butadiene	ug/m3	22.5	22.6	100	72-130	
1,3-Dichlorobenzene	ug/m3	61.2	67.8	111	69-142	
1,4-Dichlorobenzene	ug/m3	61.2	63.7	104	65-142	
2-Butanone (MEK)	ug/m3	30	32.3	108	71-135	
2-Hexanone	ug/m3	41.7	32.7	78	75-133	
2-Propanol	ug/m3	25	26.1	104	68-135	
4-Ethyltoluene	ug/m3	50	41.7	83	73-134	
4-Methyl-2-pentanone (MIBK)	ug/m3	41.7	39.0	94	72-137	
Acetone	ug/m3	24.2	22.0	91	68-136	
Benzene	ug/m3	32.5	31.5	97	69-134	

REPORT OF LABORATORY ANALYSIS

This report shall not be reproduced, except in full,
without the written consent of Pace Analytical Services, Inc..

Pace Analytical Services, Inc.
1700 Elm Street - Suite 200
Minneapolis, MN 55414
(612)607-1700

QUALITY CONTROL DATA

Project: 60317420St. Louis Park Inv.
Pace Project No.: 10262342

LABORATORY CONTROL SAMPLE: 1654443

Parameter	Units	Spike Conc.	LCS Result	LCS % Rec	% Rec Limits	Qualifiers
Benzyl chloride	ug/m3	52.5	38.5	73	71-136	
Bromodichloromethane	ug/m3	68.2	65.5	96	74-129	
Bromoform	ug/m3	105	92.9	88	69-138	
Bromomethane	ug/m3	39.5	35.8	91	68-127	
Carbon disulfide	ug/m3	31.7	27.3	86	68-130	
Carbon tetrachloride	ug/m3	64	50.2	78	66-134	
Chlorobenzene	ug/m3	46.8	42.2	90	72-137	
Chloroethane	ug/m3	26.8	23.2	86	69-128	
Chloroform	ug/m3	49.7	44.0	89	72-127	
Chloromethane	ug/m3	21	18.3	87	69-125	
cis-1,2-Dichloroethene	ug/m3	40.3	40.2	100	71-135	
cis-1,3-Dichloropropene	ug/m3	46.2	52.5	114	74-134	
Cyclohexane	ug/m3	35	37.1	106	72-130	
Dibromochloromethane	ug/m3	86.6	77.7	90	73-133	
Dichlorodifluoromethane	ug/m3	50.3	45.5	90	69-125	
Dichlorotetrafluoroethane	ug/m3	71.1	63.2	89	68-128	
Ethanol	ug/m3	19.2	15.5	81	70-134	
Ethyl acetate	ug/m3	36.6	36.5	99	71-134	
Ethylbenzene	ug/m3	44.2	48.6	110	73-139	
Hexachloro-1,3-butadiene	ug/m3	108	74.8	69	30-150	CL
m&p-Xylene	ug/m3	44.2	50.4	114	73-139	
Methyl-tert-butyl ether	ug/m3	36.7	35.2	96	72-132	
Methylene Chloride	ug/m3	35.3	30.4	86	64-134	
n-Heptane	ug/m3	41.7	43.6	105	70-130	
n-Hexane	ug/m3	35.8	36.2	101	69-128	
Naphthalene	ug/m3	53.3	67.0	126	61-150	
o-Xylene	ug/m3	44.2	46.0	104	71-138	
Propylene	ug/m3	17.5	17.6	100	69-133	
Styrene	ug/m3	43.3	34.4	79	74-136	
Tetrachloroethene	ug/m3	69	59.8	87	69-136	
Tetrahydrofuran	ug/m3	30	30.2	101	73-131	
Toluene	ug/m3	38.3	38.8	101	67-133	
trans-1,2-Dichloroethene	ug/m3	40.3	38.6	96	70-131	
trans-1,3-Dichloropropene	ug/m3	46.2	41.9	91	72-135	
Trichloroethene	ug/m3	54.6	59.8	109	70-135	
Trichlorofluoromethane	ug/m3	57.1	51.0	89	67-125	
Vinyl acetate	ug/m3	35.8	32.2	90	72-133	
Vinyl chloride	ug/m3	26	24.4	94	69-132	

SAMPLE DUPLICATE: 1655474

Parameter	Units	10261981001 Result	Dup Result	RPD	Max RPD	Qualifiers
1,1,1-Trichloroethane	ug/m3	ND	ND		25	
1,1,2,2-Tetrachloroethane	ug/m3	ND	ND		25	
1,1,2-Trichloroethane	ug/m3	ND	ND		25	
1,1,2-Trichlorotrifluoroethane	ug/m3	ND	ND		25	
1,1-Dichloroethane	ug/m3	ND	ND		25	

REPORT OF LABORATORY ANALYSIS

This report shall not be reproduced, except in full,
without the written consent of Pace Analytical Services, Inc..

Pace Analytical Services, Inc.
1700 Elm Street - Suite 200
Minneapolis, MN 55414
(612)607-1700

QUALITY CONTROL DATA

Project: 60317420St. Louis Park Inv.
Pace Project No.: 10262342

SAMPLE DUPLICATE: 1655474

Parameter	Units	10261981001 Result	Dup Result	RPD	Max RPD	Qualifiers
1,1-Dichloroethene	ug/m3	ND	ND		25	
1,2,4-Trichlorobenzene	ug/m3	ND	ND		25	
1,2,4-Trimethylbenzene	ug/m3	ND	ND		25	
1,2-Dibromoethane (EDB)	ug/m3	ND	ND		25	
1,2-Dichlorobenzene	ug/m3	ND	ND		25	
1,2-Dichloroethane	ug/m3	ND	ND		25	
1,2-Dichloropropane	ug/m3	ND	ND		25	
1,3,5-Trimethylbenzene	ug/m3	ND	ND		25	
1,3-Butadiene	ug/m3	ND	ND		25	
1,3-Dichlorobenzene	ug/m3	ND	ND		25	
1,4-Dichlorobenzene	ug/m3	ND	ND		25	
2-Butanone (MEK)	ug/m3	3.6	4.0	11	25	
2-Hexanone	ug/m3	ND	ND		25	
2-Propanol	ug/m3	ND	ND		25	
4-Ethyltoluene	ug/m3	ND	ND		25	
4-Methyl-2-pentanone (MIBK)	ug/m3	ND	ND		25	
Acetone	ug/m3	5.7	6.0	5	25	
Benzene	ug/m3	1.6	1.7	7	25	
Benzyl chloride	ug/m3	ND	ND		25	
Bromodichloromethane	ug/m3	ND	ND		25	
Bromoform	ug/m3	ND	ND		25	
Bromomethane	ug/m3	ND	ND		25	
Carbon disulfide	ug/m3	ND	ND		25	
Carbon tetrachloride	ug/m3	ND	ND		25	
Chlorobenzene	ug/m3	ND	ND		25	
Chloroethane	ug/m3	ND	ND		25	
Chloroform	ug/m3	ND	ND		25	
Chloromethane	ug/m3	1.4	1.3	5	25	
cis-1,2-Dichloroethene	ug/m3	ND	ND		25	
cis-1,3-Dichloropropene	ug/m3	ND	ND		25	
Cyclohexane	ug/m3	ND	ND		25	
Dibromochloromethane	ug/m3	ND	ND		25	
Dichlorodifluoromethane	ug/m3	2.7	3.0	8	25	
Dichlorotetrafluoroethane	ug/m3	ND	ND		25	
Ethanol	ug/m3	9.4	9.0	5	25	
Ethyl acetate	ug/m3	ND	ND		25	
Ethylbenzene	ug/m3	ND	ND		25	
Hexachloro-1,3-butadiene	ug/m3	ND	ND		25	CL
m&p-Xylene	ug/m3	ND	ND		25	
Methyl-tert-butyl ether	ug/m3	ND	ND		25	
Methylene Chloride	ug/m3	22.8	24.1	5	25	
n-Heptane	ug/m3	ND	ND		25	
n-Hexane	ug/m3	ND	ND		25	
Naphthalene	ug/m3	ND	ND		25	
o-Xylene	ug/m3	ND	ND		25	
Propylene	ug/m3	2.0	2.0	2	25	
Styrene	ug/m3	ND	ND		25	
Tetrachloroethene	ug/m3	ND	ND		25	

REPORT OF LABORATORY ANALYSIS

This report shall not be reproduced, except in full,
without the written consent of Pace Analytical Services, Inc..

Pace Analytical Services, Inc.
1700 Elm Street - Suite 200
Minneapolis, MN 55414
(612)607-1700

QUALITY CONTROL DATA

Project: 60317420St. Louis Park Inv.
Pace Project No.: 10262342

SAMPLE DUPLICATE: 1655474

Parameter	Units	10261981001 Result	Dup Result	RPD	Max RPD	Qualifiers
Tetrahydrofuran	ug/m3	5.8	6.4	10	25	
Toluene	ug/m3	ND	1.3J		25	
trans-1,2-Dichloroethene	ug/m3	ND	ND		25	
trans-1,3-Dichloropropene	ug/m3	ND	ND		25	
Trichloroethene	ug/m3	ND	ND		25	
Trichlorofluoromethane	ug/m3	ND	1.7J		25	
Vinyl acetate	ug/m3	1.5	1.4	4	25	
Vinyl chloride	ug/m3	ND	ND		25	

This report shall not be reproduced, except in full,
without the written consent of Pace Analytical Services, Inc..

Pace Analytical Services, Inc.
1700 Elm Street - Suite 200
Minneapolis, MN 55414
(612)607-1700

QUALITY CONTROL DATA

Project: 60317420St. Louis Park Inv.
Pace Project No.: 10262342

QC Batch: AIR/19960 Analysis Method: TO-15
QC Batch Method: TO-15 Analysis Description: TO15 MSV AIR Low Level
Associated Lab Samples: 10262342012, 10262342013, 10262342014, 10262342015, 10262342016, 10262342017, 10262342018

METHOD BLANK: 1657223 Matrix: Air
Associated Lab Samples: 10262342012, 10262342013, 10262342014, 10262342015, 10262342016, 10262342017, 10262342018

Parameter	Units	Blank Result	Reporting Limit	Analyzed	Qualifiers
1,1,1-Trichloroethane	ug/m3	ND	1.1	04/15/14 19:33	
1,1,2,2-Tetrachloroethane	ug/m3	ND	0.70	04/15/14 19:33	
1,1,2-Trichloroethane	ug/m3	ND	0.55	04/15/14 19:33	
1,1,2-Trichlorotrifluoroethane	ug/m3	ND	1.6	04/15/14 19:33	
1,1-Dichloroethane	ug/m3	ND	0.82	04/15/14 19:33	
1,1-Dichloroethene	ug/m3	ND	0.81	04/15/14 19:33	
1,2,4-Trichlorobenzene	ug/m3	ND	1.5	04/15/14 19:33	
1,2,4-Trimethylbenzene	ug/m3	ND	1.0	04/15/14 19:33	
1,2-Dibromoethane (EDB)	ug/m3	ND	1.6	04/15/14 19:33	
1,2-Dichlorobenzene	ug/m3	ND	1.2	04/15/14 19:33	
1,2-Dichloroethane	ug/m3	ND	0.41	04/15/14 19:33	
1,2-Dichloropropane	ug/m3	ND	0.94	04/15/14 19:33	
1,3,5-Trimethylbenzene	ug/m3	ND	1.0	04/15/14 19:33	
1,3-Butadiene	ug/m3	ND	0.45	04/15/14 19:33	
1,3-Dichlorobenzene	ug/m3	ND	1.2	04/15/14 19:33	
1,4-Dichlorobenzene	ug/m3	ND	1.2	04/15/14 19:33	
2-Butanone (MEK)	ug/m3	ND	0.60	04/15/14 19:33	
2-Hexanone	ug/m3	ND	0.83	04/15/14 19:33	
2-Propanol	ug/m3	ND	0.50	04/15/14 19:33	
4-Ethyltoluene	ug/m3	ND	1.0	04/15/14 19:33	
4-Methyl-2-pentanone (MIBK)	ug/m3	ND	0.83	04/15/14 19:33	
Acetone	ug/m3	ND	0.48	04/15/14 19:33	
Benzene	ug/m3	ND	0.32	04/15/14 19:33	
Benzyl chloride	ug/m3	ND	1.0	04/15/14 19:33	
Bromodichloromethane	ug/m3	ND	1.4	04/15/14 19:33	
Bromoform	ug/m3	ND	2.1	04/15/14 19:33	
Bromomethane	ug/m3	ND	0.79	04/15/14 19:33	
Carbon disulfide	ug/m3	ND	0.63	04/15/14 19:33	
Carbon tetrachloride	ug/m3	ND	0.64	04/15/14 19:33	
Chlorobenzene	ug/m3	ND	0.94	04/15/14 19:33	
Chloroethane	ug/m3	ND	0.54	04/15/14 19:33	
Chloroform	ug/m3	ND	0.99	04/15/14 19:33	
Chloromethane	ug/m3	ND	0.42	04/15/14 19:33	
cis-1,2-Dichloroethene	ug/m3	ND	0.81	04/15/14 19:33	
cis-1,3-Dichloropropene	ug/m3	ND	0.92	04/15/14 19:33	
Cyclohexane	ug/m3	ND	0.70	04/15/14 19:33	
Dibromochloromethane	ug/m3	ND	1.7	04/15/14 19:33	
Dichlorodifluoromethane	ug/m3	ND	1.0	04/15/14 19:33	
Dichlorotetrafluoroethane	ug/m3	ND	1.4	04/15/14 19:33	
Ethanol	ug/m3	ND	0.38	04/15/14 19:33	
Ethyl acetate	ug/m3	ND	0.73	04/15/14 19:33	
Ethylbenzene	ug/m3	ND	0.88	04/15/14 19:33	
Hexachloro-1,3-butadiene	ug/m3	ND	2.2	04/15/14 19:33	

REPORT OF LABORATORY ANALYSIS

This report shall not be reproduced, except in full,
without the written consent of Pace Analytical Services, Inc..

Pace Analytical Services, Inc.
1700 Elm Street - Suite 200
Minneapolis, MN 55414
(612)607-1700

QUALITY CONTROL DATA

Project: 60317420St. Louis Park Inv.
Pace Project No.: 10262342

METHOD BLANK: 1657223 Matrix: Air
Associated Lab Samples: 10262342012, 10262342013, 10262342014, 10262342015, 10262342016, 10262342017, 10262342018

Parameter	Units	Blank Result	Reporting Limit	Analyzed	Qualifiers
m&p-Xylene	ug/m3	ND	1.8	04/15/14 19:33	
Methyl-tert-butyl ether	ug/m3	ND	0.73	04/15/14 19:33	
Methylene Chloride	ug/m3	ND	0.71	04/15/14 19:33	
n-Heptane	ug/m3	ND	0.83	04/15/14 19:33	
n-Hexane	ug/m3	ND	0.72	04/15/14 19:33	
Naphthalene	ug/m3	ND	1.1	04/15/14 19:33	
o-Xylene	ug/m3	ND	0.88	04/15/14 19:33	
Propylene	ug/m3	ND	0.35	04/15/14 19:33	
Styrene	ug/m3	ND	0.87	04/15/14 19:33	
Tetrachloroethene	ug/m3	ND	0.69	04/15/14 19:33	
Tetrahydrofuran	ug/m3	ND	0.60	04/15/14 19:33	
Toluene	ug/m3	ND	0.77	04/15/14 19:33	
trans-1,2-Dichloroethene	ug/m3	ND	0.81	04/15/14 19:33	
trans-1,3-Dichloropropene	ug/m3	ND	0.92	04/15/14 19:33	
Trichloroethene	ug/m3	ND	0.55	04/15/14 19:33	
Trichlorofluoromethane	ug/m3	ND	1.1	04/15/14 19:33	
Vinyl acetate	ug/m3	ND	0.72	04/15/14 19:33	
Vinyl chloride	ug/m3	ND	0.26	04/15/14 19:33	

LABORATORY CONTROL SAMPLE: 1657224

Parameter	Units	Spike Conc.	LCS Result	LCS % Rec	% Rec Limits	Qualifiers
1,1,1-Trichloroethane	ug/m3	55.5	54.7	99	72-128	
1,1,2,2-Tetrachloroethane	ug/m3	69.8	65.8	94	72-136	
1,1,2-Trichloroethane	ug/m3	55.5	56.2	101	72-130	
1,1,2-Trichlorotrifluoroethane	ug/m3	77.9	74.7	96	68-126	
1,1-Dichloroethane	ug/m3	41.2	39.0	95	68-128	
1,1-Dichloroethene	ug/m3	40.3	39.2	97	68-130	
1,2,4-Trichlorobenzene	ug/m3	75.5	78.4	104	30-150	
1,2,4-Trimethylbenzene	ug/m3	50	52.5	105	71-140	
1,2-Dibromoethane (EDB)	ug/m3	78.1	81.0	104	73-136	
1,2-Dichlorobenzene	ug/m3	61.2	64.8	106	63-150	
1,2-Dichloroethane	ug/m3	41.2	40.0	97	71-132	
1,2-Dichloropropane	ug/m3	47	52.0	111	72-130	
1,3,5-Trimethylbenzene	ug/m3	50	49.7	99	73-136	
1,3-Butadiene	ug/m3	22.5	24.6	109	72-130	
1,3-Dichlorobenzene	ug/m3	61.2	62.6	102	69-142	
1,4-Dichlorobenzene	ug/m3	61.2	60.0	98	65-142	
2-Butanone (MEK)	ug/m3	30	29.7	99	71-135	
2-Hexanone	ug/m3	41.7	41.2	99	75-133	
2-Propanol	ug/m3	25	27.0	108	68-135	
4-Ethyltoluene	ug/m3	50	53.8	108	73-134	
4-Methyl-2-pentanone (MIBK)	ug/m3	41.7	42.5	102	72-137	
Acetone	ug/m3	24.2	24.3	101	68-136	
Benzene	ug/m3	32.5	33.7	104	69-134	

REPORT OF LABORATORY ANALYSIS

This report shall not be reproduced, except in full,
without the written consent of Pace Analytical Services, Inc..

Pace Analytical Services, Inc.
1700 Elm Street - Suite 200
Minneapolis, MN 55414
(612)607-1700

QUALITY CONTROL DATA

Project: 60317420St. Louis Park Inv.
Pace Project No.: 10262342

LABORATORY CONTROL SAMPLE: 1657224

Parameter	Units	Spike Conc.	LCS Result	LCS % Rec	% Rec Limits	Qualifiers
Benzyl chloride	ug/m3	52.5	48.0	91	71-136	
Bromodichloromethane	ug/m3	68.2	72.4	106	74-129	
Bromoform	ug/m3	105	123	117	69-138	
Bromomethane	ug/m3	39.5	40.1	102	68-127	
Carbon disulfide	ug/m3	31.7	29.7	94	68-130	
Carbon tetrachloride	ug/m3	64	61.2	96	66-134	
Chlorobenzene	ug/m3	46.8	46.0	98	72-137	
Chloroethane	ug/m3	26.8	27.5	103	69-128	
Chloroform	ug/m3	49.7	46.3	93	72-127	
Chloromethane	ug/m3	21	20.2	96	69-125	
cis-1,2-Dichloroethene	ug/m3	40.3	38.0	94	71-135	
cis-1,3-Dichloropropene	ug/m3	46.2	44.9	97	74-134	
Cyclohexane	ug/m3	35	38.5	110	72-130	
Dibromochloromethane	ug/m3	86.6	89.1	103	73-133	
Dichlorodifluoromethane	ug/m3	50.3	50.8	101	69-125	
Dichlorotetrafluoroethane	ug/m3	71.1	69.0	97	68-128	
Ethanol	ug/m3	19.2	22.8	119	70-134	
Ethyl acetate	ug/m3	36.6	33.6	92	71-134	
Ethylbenzene	ug/m3	44.2	47.7	108	73-139	
Hexachloro-1,3-butadiene	ug/m3	108	92.9	86	30-150	
m&p-Xylene	ug/m3	44.2	44.3	100	73-139	
Methyl-tert-butyl ether	ug/m3	36.7	36.9	101	72-132	
Methylene Chloride	ug/m3	35.3	36.9	104	64-134	
n-Heptane	ug/m3	41.7	40.9	98	70-130	
n-Hexane	ug/m3	35.8	34.7	97	69-128	
Naphthalene	ug/m3	53.3	58.8	110	61-150	
o-Xylene	ug/m3	44.2	51.9	118	71-138	
Propylene	ug/m3	17.5	18.3	104	69-133	
Styrene	ug/m3	43.3	46.6	108	74-136	
Tetrachloroethene	ug/m3	69	68.6	99	69-136	
Tetrahydrofuran	ug/m3	30	29.8	99	73-131	
Toluene	ug/m3	38.3	40.8	107	67-133	
trans-1,2-Dichloroethene	ug/m3	40.3	38.7	96	70-131	
trans-1,3-Dichloropropene	ug/m3	46.2	48.0	104	72-135	
Trichloroethene	ug/m3	54.6	60.0	110	70-135	
Trichlorofluoromethane	ug/m3	57.1	54.7	96	67-125	
Vinyl acetate	ug/m3	35.8	36.5	102	72-133	
Vinyl chloride	ug/m3	26	26.3	101	69-132	

SAMPLE DUPLICATE: 1657719

Parameter	Units	30116814002 Result	Dup Result	RPD	Max RPD	Qualifiers
1,1,1-Trichloroethane	ug/m3	ND	ND		25	
1,1,2,2-Tetrachloroethane	ug/m3	ND	ND		25	
1,1,2-Trichloroethane	ug/m3	ND	ND		25	
1,1,2-Trichlorotrifluoroethane	ug/m3	ND	ND		25	
1,1-Dichloroethane	ug/m3	ND	ND		25	

REPORT OF LABORATORY ANALYSIS

This report shall not be reproduced, except in full,
without the written consent of Pace Analytical Services, Inc..

Pace Analytical Services, Inc.
1700 Elm Street - Suite 200
Minneapolis, MN 55414
(612)607-1700

QUALITY CONTROL DATA

Project: 60317420St. Louis Park Inv.
Pace Project No.: 10262342

SAMPLE DUPLICATE: 1657719

Parameter	Units	30116814002 Result	Dup Result	RPD	Max RPD	Qualifiers
1,1-Dichloroethene	ug/m3	ND	ND		25	
1,2,4-Trichlorobenzene	ug/m3	ND	ND		25	
1,2,4-Trimethylbenzene	ug/m3	2.0	1.8J		25	
1,2-Dibromoethane (EDB)	ug/m3	ND	ND		25	
1,2-Dichlorobenzene	ug/m3	ND	ND		25	
1,2-Dichloroethane	ug/m3	ND	ND		25	
1,2-Dichloropropane	ug/m3	ND	ND		25	
1,3,5-Trimethylbenzene	ug/m3	ND	ND		25	
1,3-Butadiene	ug/m3	ND	ND		25	
1,3-Dichlorobenzene	ug/m3	ND	ND		25	
1,4-Dichlorobenzene	ug/m3	ND	ND		25	
2-Butanone (MEK)	ug/m3	3.1	2.7	14	25	
2-Hexanone	ug/m3	ND	ND		25	
2-Propanol	ug/m3	3.7	4.2	14	25	
4-Ethyltoluene	ug/m3	ND	ND		25	
4-Methyl-2-pentanone (MIBK)	ug/m3	ND	ND		25	
Acetone	ug/m3	29.4	31.5	7	25	
Benzene	ug/m3	3.1	2.9	7	25	
Benzyl chloride	ug/m3	ND	ND		25	
Bromodichloromethane	ug/m3	ND	ND		25	
Bromoform	ug/m3	ND	ND		25	
Bromomethane	ug/m3	ND	ND		25	
Carbon disulfide	ug/m3	ND	ND		25	
Carbon tetrachloride	ug/m3	ND	ND		25	
Chlorobenzene	ug/m3	ND	ND		25	
Chloroethane	ug/m3	ND	ND		25	
Chloroform	ug/m3	ND	ND		25	
Chloromethane	ug/m3	1.2	1.2	2	25	
cis-1,2-Dichloroethene	ug/m3	ND	ND		25	
cis-1,3-Dichloropropene	ug/m3	ND	ND		25	
Cyclohexane	ug/m3	ND	ND		25	
Dibromochloromethane	ug/m3	ND	ND		25	
Dichlorodifluoromethane	ug/m3	3.5	3.4	2	25	
Dichlorotetrafluoroethane	ug/m3	ND	ND		25	
Ethanol	ug/m3	37.0	44.7	19	25	
Ethyl acetate	ug/m3	7.0	6.2	12	25	
Ethylbenzene	ug/m3	1.9	ND		25	
Hexachloro-1,3-butadiene	ug/m3	ND	ND		25	
m&p-Xylene	ug/m3	7.3	7.0	5	25	
Methyl-tert-butyl ether	ug/m3	ND	ND		25	
Methylene Chloride	ug/m3	428	438	2	25	E
n-Heptane	ug/m3	2.2	2.1	2	25	
n-Hexane	ug/m3	8.1	8.3	3	25	
Naphthalene	ug/m3	ND	1.3J		25	
o-Xylene	ug/m3	2.3	2.3	1	25	
Propylene	ug/m3	ND	ND		25	
Styrene	ug/m3	ND	ND		25	
Tetrachloroethene	ug/m3	ND	ND		25	

REPORT OF LABORATORY ANALYSIS

This report shall not be reproduced, except in full,
without the written consent of Pace Analytical Services, Inc..

Pace Analytical Services, Inc.
1700 Elm Street - Suite 200
Minneapolis, MN 55414
(612)607-1700

QUALITY CONTROL DATA

Project: 60317420St. Louis Park Inv.
Pace Project No.: 10262342

SAMPLE DUPLICATE: 1657719

Parameter	Units	30116814002 Result	Dup Result	RPD	Max RPD	Qualifiers
Tetrahydrofuran	ug/m3	ND	ND		25	
Toluene	ug/m3	8.7	8.1	7	25	
trans-1,2-Dichloroethene	ug/m3	ND	ND		25	
trans-1,3-Dichloropropene	ug/m3	ND	ND		25	
Trichloroethene	ug/m3	ND	ND		25	
Trichlorofluoromethane	ug/m3	ND	2.2		25	
Vinyl acetate	ug/m3	ND	ND		25	
Vinyl chloride	ug/m3	ND	ND		25	

This report shall not be reproduced, except in full,
without the written consent of Pace Analytical Services, Inc..

Pace Analytical Services, Inc.
1700 Elm Street - Suite 200
Minneapolis, MN 55414
(612)607-1700

QUALITY CONTROL DATA

Project: 60317420St. Louis Park Inv.
Pace Project No.: 10262342

QC Batch: AIR/19961 Analysis Method: TO-15
QC Batch Method: TO-15 Analysis Description: TO15 MSV AIR Low Level
Associated Lab Samples: 10262342008, 10262342009, 10262342010, 10262342019, 10262342020, 10262342021, 10262342022, 10262342023, 10262342024, 10262342025, 10262342026, 10262342028, 10262342029, 10262342030, 10262342032, 10262342033, 10262342034, 10262342035, 10262342036

METHOD BLANK: 1657228 Matrix: Air
Associated Lab Samples: 10262342008, 10262342009, 10262342010, 10262342019, 10262342020, 10262342021, 10262342022, 10262342023, 10262342024, 10262342025, 10262342026, 10262342028, 10262342029, 10262342030, 10262342032, 10262342033, 10262342034, 10262342035, 10262342036

Parameter	Units	Blank Result	Reporting Limit	Analyzed	Qualifiers
1,1,1-Trichloroethane	ug/m3	ND	1.1	04/16/14 10:26	
1,1,2,2-Tetrachloroethane	ug/m3	ND	0.70	04/16/14 10:26	
1,1,2-Trichloroethane	ug/m3	ND	0.55	04/16/14 10:26	
1,1,2-Trichlorotrifluoroethane	ug/m3	ND	1.6	04/16/14 10:26	
1,1-Dichloroethane	ug/m3	ND	0.82	04/16/14 10:26	
1,1-Dichloroethene	ug/m3	ND	0.81	04/16/14 10:26	
1,2,4-Trichlorobenzene	ug/m3	ND	1.5	04/16/14 10:26	
1,2,4-Trimethylbenzene	ug/m3	ND	1.0	04/16/14 10:26	
1,2-Dibromoethane (EDB)	ug/m3	ND	1.6	04/16/14 10:26	
1,2-Dichlorobenzene	ug/m3	ND	1.2	04/16/14 10:26	
1,2-Dichloroethane	ug/m3	ND	0.41	04/16/14 10:26	
1,2-Dichloropropane	ug/m3	ND	0.94	04/16/14 10:26	
1,3,5-Trimethylbenzene	ug/m3	ND	1.0	04/16/14 10:26	
1,3-Butadiene	ug/m3	ND	0.45	04/16/14 10:26	
1,3-Dichlorobenzene	ug/m3	ND	1.2	04/16/14 10:26	
1,4-Dichlorobenzene	ug/m3	ND	1.2	04/16/14 10:26	
2-Butanone (MEK)	ug/m3	ND	0.60	04/16/14 10:26	
2-Hexanone	ug/m3	ND	0.83	04/16/14 10:26	
2-Propanol	ug/m3	ND	0.50	04/16/14 10:26	
4-Ethyltoluene	ug/m3	ND	1.0	04/16/14 10:26	
4-Methyl-2-pentanone (MIBK)	ug/m3	ND	0.83	04/16/14 10:26	
Acetone	ug/m3	ND	0.48	04/16/14 10:26	
Benzene	ug/m3	ND	0.32	04/16/14 10:26	
Benzyl chloride	ug/m3	ND	1.0	04/16/14 10:26	
Bromodichloromethane	ug/m3	ND	1.4	04/16/14 10:26	
Bromoform	ug/m3	ND	2.1	04/16/14 10:26	
Bromomethane	ug/m3	ND	0.79	04/16/14 10:26	
Carbon disulfide	ug/m3	ND	0.63	04/16/14 10:26	
Carbon tetrachloride	ug/m3	ND	0.64	04/16/14 10:26	
Chlorobenzene	ug/m3	ND	0.94	04/16/14 10:26	
Chloroethane	ug/m3	ND	0.54	04/16/14 10:26	
Chloroform	ug/m3	ND	0.99	04/16/14 10:26	
Chloromethane	ug/m3	ND	0.42	04/16/14 10:26	
cis-1,2-Dichloroethene	ug/m3	ND	0.81	04/16/14 10:26	
cis-1,3-Dichloropropene	ug/m3	ND	0.92	04/16/14 10:26	
Cyclohexane	ug/m3	ND	0.70	04/16/14 10:26	
Dibromochloromethane	ug/m3	ND	1.7	04/16/14 10:26	
Dichlorodifluoromethane	ug/m3	ND	1.0	04/16/14 10:26	
Dichlorotetrafluoroethane	ug/m3	ND	1.4	04/16/14 10:26	

REPORT OF LABORATORY ANALYSIS

This report shall not be reproduced, except in full,
without the written consent of Pace Analytical Services, Inc..

Pace Analytical Services, Inc.
1700 Elm Street - Suite 200
Minneapolis, MN 55414
(612)607-1700

QUALITY CONTROL DATA

Project: 60317420St. Louis Park Inv.
Pace Project No.: 10262342

METHOD BLANK: 1657228 Matrix: Air

Associated Lab Samples: 10262342008, 10262342009, 10262342010, 10262342019, 10262342020, 10262342021, 10262342022, 10262342023, 10262342024, 10262342025, 10262342026, 10262342028, 10262342029, 10262342030, 10262342032, 10262342033, 10262342034, 10262342035, 10262342036

Parameter	Units	Blank Result	Reporting Limit	Analyzed	Qualifiers
Ethanol	ug/m3	ND	0.38	04/16/14 10:26	
Ethyl acetate	ug/m3	ND	0.73	04/16/14 10:26	
Ethylbenzene	ug/m3	ND	0.88	04/16/14 10:26	
Hexachloro-1,3-butadiene	ug/m3	ND	2.2	04/16/14 10:26	
m&p-Xylene	ug/m3	ND	1.8	04/16/14 10:26	
Methyl-tert-butyl ether	ug/m3	ND	0.73	04/16/14 10:26	
Methylene Chloride	ug/m3	ND	0.71	04/16/14 10:26	
n-Heptane	ug/m3	ND	0.83	04/16/14 10:26	
n-Hexane	ug/m3	ND	0.72	04/16/14 10:26	
Naphthalene	ug/m3	ND	1.1	04/16/14 10:26	
o-Xylene	ug/m3	ND	0.88	04/16/14 10:26	
Propylene	ug/m3	ND	0.35	04/16/14 10:26	
Styrene	ug/m3	ND	0.87	04/16/14 10:26	
Tetrachloroethene	ug/m3	ND	0.69	04/16/14 10:26	
Tetrahydrofuran	ug/m3	ND	0.60	04/16/14 10:26	
Toluene	ug/m3	ND	0.77	04/16/14 10:26	
trans-1,2-Dichloroethene	ug/m3	ND	0.81	04/16/14 10:26	
trans-1,3-Dichloropropene	ug/m3	ND	0.92	04/16/14 10:26	
Trichloroethene	ug/m3	ND	0.55	04/16/14 10:26	
Trichlorofluoromethane	ug/m3	ND	1.1	04/16/14 10:26	
Vinyl acetate	ug/m3	ND	0.72	04/16/14 10:26	
Vinyl chloride	ug/m3	ND	0.26	04/16/14 10:26	

LABORATORY CONTROL SAMPLE: 1657229

Parameter	Units	Spike Conc.	LCS Result	LCS % Rec	% Rec Limits	Qualifiers
1,1,1-Trichloroethane	ug/m3	55.5	64.0	115	72-128	
1,1,2,2-Tetrachloroethane	ug/m3	69.8	84.1	120	72-136	
1,1,2-Trichloroethane	ug/m3	55.5	68.0	123	72-130	
1,1,2-Trichlorotrifluoroethane	ug/m3	77.9	86.1	111	68-126	
1,1-Dichloroethane	ug/m3	41.2	45.6	111	68-128	
1,1-Dichloroethene	ug/m3	40.3	44.0	109	68-130	
1,2,4-Trichlorobenzene	ug/m3	75.5	94.4	125	30-150	
1,2,4-Trimethylbenzene	ug/m3	50	64.0	128	71-140	
1,2-Dibromoethane (EDB)	ug/m3	78.1	105	134	73-136	
1,2-Dichlorobenzene	ug/m3	61.2	78.9	129	63-150	
1,2-Dichloroethane	ug/m3	41.2	47.4	115	71-132	
1,2-Dichloropropane	ug/m3	47	60.9	130	72-130	
1,3,5-Trimethylbenzene	ug/m3	50	63.5	127	73-136	
1,3-Butadiene	ug/m3	22.5	30.9	137	72-130	L0
1,3-Dichlorobenzene	ug/m3	61.2	77.9	127	69-142	
1,4-Dichlorobenzene	ug/m3	61.2	74.8	122	65-142	
2-Butanone (MEK)	ug/m3	30	34.1	114	71-135	
2-Hexanone	ug/m3	41.7	51.5	124	75-133	

REPORT OF LABORATORY ANALYSIS

This report shall not be reproduced, except in full,
without the written consent of Pace Analytical Services, Inc..

Pace Analytical Services, Inc.
1700 Elm Street - Suite 200
Minneapolis, MN 55414
(612)607-1700

QUALITY CONTROL DATA

Project: 60317420St. Louis Park Inv.
Pace Project No.: 10262342

LABORATORY CONTROL SAMPLE: 1657229

Parameter	Units	Spike Conc.	LCS Result	LCS % Rec	% Rec Limits	Qualifiers
2-Propanol	ug/m3	25	29.0	116	68-135	
4-Ethyltoluene	ug/m3	50	66.7	133	73-134	
4-Methyl-2-pentanone (MIBK)	ug/m3	41.7	51.5	124	72-137	
Acetone	ug/m3	24.2	26.6	110	68-136	
Benzene	ug/m3	32.5	39.9	123	69-134	
Benzyl chloride	ug/m3	52.5	57.9	110	71-136	
Bromodichloromethane	ug/m3	68.2	84.7	124	74-129	
Bromoform	ug/m3	105	133	127	69-138	
Bromomethane	ug/m3	39.5	46.0	117	68-127	
Carbon disulfide	ug/m3	31.7	36.4	115	68-130	
Carbon tetrachloride	ug/m3	64	70.8	111	66-134	
Chlorobenzene	ug/m3	46.8	59.0	126	72-137	
Chloroethane	ug/m3	26.8	30.7	114	69-128	
Chloroform	ug/m3	49.7	60.2	121	72-127	
Chloromethane	ug/m3	21	25.7	123	69-125	
cis-1,2-Dichloroethene	ug/m3	40.3	51.8	128	71-135	
cis-1,3-Dichloropropene	ug/m3	46.2	52.9	115	74-134	
Cyclohexane	ug/m3	35	45.4	130	72-130	
Dibromochloromethane	ug/m3	86.6	113	130	73-133	
Dichlorodifluoromethane	ug/m3	50.3	55.2	110	69-125	
Dichlorotetrafluoroethane	ug/m3	71.1	87.9	124	68-128	
Ethanol	ug/m3	19.2	23.6	123	70-134	
Ethyl acetate	ug/m3	36.6	47.7	130	71-134	
Ethylbenzene	ug/m3	44.2	60.4	137	73-139	
Hexachloro-1,3-butadiene	ug/m3	108	117	108	30-150	
m&p-Xylene	ug/m3	44.2	54.5	123	73-139	
Methyl-tert-butyl ether	ug/m3	36.7	41.7	114	72-132	
Methylene Chloride	ug/m3	35.3	41.2	116	64-134	
n-Heptane	ug/m3	41.7	47.5	114	70-130	
n-Hexane	ug/m3	35.8	40.3	113	69-128	
Naphthalene	ug/m3	53.3	72.2	135	61-150	
o-Xylene	ug/m3	44.2	58.0	131	71-138	
Propylene	ug/m3	17.5	21.4	122	69-133	
Styrene	ug/m3	43.3	51.9	120	74-136	
Tetrachloroethene	ug/m3	69	88.9	129	69-136	
Tetrahydrofuran	ug/m3	30	39.2	131	73-131	CH
Toluene	ug/m3	38.3	50.8	133	67-133	
trans-1,2-Dichloroethene	ug/m3	40.3	45.4	113	70-131	
trans-1,3-Dichloropropene	ug/m3	46.2	56.9	123	72-135	
Trichloroethene	ug/m3	54.6	71.9	132	70-135	
Trichlorofluoromethane	ug/m3	57.1	61.5	108	67-125	
Vinyl acetate	ug/m3	35.8	43.0	120	72-133	
Vinyl chloride	ug/m3	26	33.9	130	69-132	

REPORT OF LABORATORY ANALYSIS

This report shall not be reproduced, except in full,
without the written consent of Pace Analytical Services, Inc..

Pace Analytical Services, Inc.
1700 Elm Street - Suite 200
Minneapolis, MN 55414
(612)607-1700

QUALITY CONTROL DATA

Project: 60317420St. Louis Park Inv.
Pace Project No.: 10262342

SAMPLE DUPLICATE: 1658607

Parameter	Units	60166098001 Result	Dup Result	RPD	Max RPD	Qualifiers
1,1,1-Trichloroethane	ug/m3	ND	ND		25	
1,1,2,2-Tetrachloroethane	ug/m3	ND	ND		25	
1,1,2-Trichloroethane	ug/m3	ND	ND		25	
1,1,2-Trichlorotrifluoroethane	ug/m3	ND	ND		25	
1,1-Dichloroethane	ug/m3	ND	ND		25	
1,1-Dichloroethene	ug/m3	ND	ND		25	
1,2,4-Trichlorobenzene	ug/m3	ND	ND		25	
1,2,4-Trimethylbenzene	ug/m3	ND	ND		25	
1,2-Dibromoethane (EDB)	ug/m3	ND	ND		25	
1,2-Dichlorobenzene	ug/m3	ND	ND		25	
1,2-Dichloroethane	ug/m3	ND	ND		25	
1,2-Dichloropropane	ug/m3	ND	ND		25	
1,3,5-Trimethylbenzene	ug/m3	ND	ND		25	
1,3-Butadiene	ug/m3	ND	ND		25	
1,3-Dichlorobenzene	ug/m3	ND	ND		25	
1,4-Dichlorobenzene	ug/m3	ND	ND		25	
2-Butanone (MEK)	ug/m3	2.9	2.9	2	25	
2-Hexanone	ug/m3	ND	ND		25	
2-Propanol	ug/m3		1.4	10	25	
4-Ethyltoluene	ug/m3	ND	ND		25	
4-Methyl-2-pentanone (MIBK)	ug/m3	ND	ND		25	
Acetone	ug/m3	9.9	10.7	7	25	
Benzene	ug/m3	0.89	0.83	7	25	
Benzyl chloride	ug/m3		ND		25	
Bromodichloromethane	ug/m3	ND	ND		25	
Bromoform	ug/m3	ND	ND		25	
Bromomethane	ug/m3	ND	ND		25	
Carbon disulfide	ug/m3	ND	ND		25	
Carbon tetrachloride	ug/m3	ND	ND		25	
Chlorobenzene	ug/m3	ND	ND		25	
Chloroethane	ug/m3	ND	ND		25	
Chloroform	ug/m3	ND	ND		25	
Chloromethane	ug/m3	0.87	0.85	3	25	
cis-1,2-Dichloroethene	ug/m3	ND	ND		25	
cis-1,3-Dichloropropene	ug/m3	ND	ND		25	
Cyclohexane	ug/m3	ND	ND		25	
Dibromochloromethane	ug/m3	ND	ND		25	
Dichlorodifluoromethane	ug/m3	2.1	2.5	20	25	
Dichlorotetrafluoroethane	ug/m3	ND	ND		25	
Ethanol	ug/m3		7.4	18	25	
Ethyl acetate	ug/m3	ND	ND		25	
Ethylbenzene	ug/m3	ND	ND		25	
Hexachloro-1,3-butadiene	ug/m3	ND	ND		25	
m&p-Xylene	ug/m3	ND	ND		25	
Methyl-tert-butyl ether	ug/m3	ND	ND		25	
Methylene Chloride	ug/m3	ND	.82J		25	
n-Heptane	ug/m3	1.6	1.6	4	25	
n-Hexane	ug/m3	0.87J	.89J		25	

REPORT OF LABORATORY ANALYSIS

This report shall not be reproduced, except in full,
without the written consent of Pace Analytical Services, Inc..

Pace Analytical Services, Inc.
1700 Elm Street - Suite 200
Minneapolis, MN 55414
(612)607-1700

QUALITY CONTROL DATA

Project: 60317420St. Louis Park Inv.
Pace Project No.: 10262342

SAMPLE DUPLICATE: 1658607

Parameter	Units	60166098001 Result	Dup Result	RPD	Max RPD	Qualifiers
Naphthalene	ug/m3	0.89J	.89J		25	
o-Xylene	ug/m3	ND	ND		25	
Propylene	ug/m3	ND	ND		25	
Styrene	ug/m3	ND	ND		25	
Tetrachloroethene	ug/m3	ND	ND		25	
Tetrahydrofuran	ug/m3	ND	ND		25	
Toluene	ug/m3	1.9	1.9	.9	25	
trans-1,2-Dichloroethene	ug/m3	ND	ND		25	
trans-1,3-Dichloropropene	ug/m3	ND	ND		25	
Trichloroethene	ug/m3	ND	ND		25	
Trichlorofluoromethane	ug/m3	1.1J	1.4J		25	
Vinyl acetate	ug/m3	ND	ND		25	
Vinyl chloride	ug/m3	ND	ND		25	

This report shall not be reproduced, except in full,
without the written consent of Pace Analytical Services, Inc..

Pace Analytical Services, Inc.
1700 Elm Street - Suite 200
Minneapolis, MN 55414
(612)607-1700

QUALITY CONTROL DATA

Project: 60317420St. Louis Park Inv.
Pace Project No.: 10262342

QC Batch: AIR/19963 Analysis Method: TO-15
QC Batch Method: TO-15 Analysis Description: TO15 MSV AIR Low Level
Associated Lab Samples: 10262342011

METHOD BLANK: 1657611 Matrix: Air
Associated Lab Samples: 10262342011

Parameter	Units	Blank Result	Reporting Limit	Analyzed	Qualifiers
1,1,1-Trichloroethane	ug/m3	ND	1.1	04/15/14 11:40	
1,1,2,2-Tetrachloroethane	ug/m3	ND	0.70	04/15/14 11:40	
1,1,2-Trichloroethane	ug/m3	ND	0.55	04/15/14 11:40	
1,1,2-Trichlorotrifluoroethane	ug/m3	ND	1.6	04/15/14 11:40	
1,1-Dichloroethane	ug/m3	ND	0.82	04/15/14 11:40	
1,1-Dichloroethene	ug/m3	ND	0.81	04/15/14 11:40	
1,2,4-Trichlorobenzene	ug/m3	ND	1.5	04/15/14 11:40	
1,2,4-Trimethylbenzene	ug/m3	ND	1.0	04/15/14 11:40	
1,2-Dibromoethane (EDB)	ug/m3	ND	1.6	04/15/14 11:40	
1,2-Dichlorobenzene	ug/m3	ND	1.2	04/15/14 11:40	
1,2-Dichloroethane	ug/m3	ND	0.41	04/15/14 11:40	
1,2-Dichloropropane	ug/m3	ND	0.94	04/15/14 11:40	
1,3,5-Trimethylbenzene	ug/m3	ND	1.0	04/15/14 11:40	
1,3-Butadiene	ug/m3	ND	0.45	04/15/14 11:40	
1,3-Dichlorobenzene	ug/m3	ND	1.2	04/15/14 11:40	
1,4-Dichlorobenzene	ug/m3	ND	1.2	04/15/14 11:40	
2-Butanone (MEK)	ug/m3	ND	0.60	04/15/14 11:40	
2-Hexanone	ug/m3	ND	0.83	04/15/14 11:40	
2-Propanol	ug/m3	ND	0.50	04/15/14 11:40	
4-Ethyltoluene	ug/m3	ND	1.0	04/15/14 11:40	
4-Methyl-2-pentanone (MIBK)	ug/m3	ND	0.83	04/15/14 11:40	
Acetone	ug/m3	ND	0.48	04/15/14 11:40	
Benzene	ug/m3	ND	0.32	04/15/14 11:40	
Benzyl chloride	ug/m3	ND	1.0	04/15/14 11:40	
Bromodichloromethane	ug/m3	ND	1.4	04/15/14 11:40	
Bromoform	ug/m3	ND	2.1	04/15/14 11:40	
Bromomethane	ug/m3	ND	0.79	04/15/14 11:40	
Carbon disulfide	ug/m3	ND	0.63	04/15/14 11:40	
Carbon tetrachloride	ug/m3	ND	0.64	04/15/14 11:40	
Chlorobenzene	ug/m3	ND	0.94	04/15/14 11:40	
Chloroethane	ug/m3	ND	0.54	04/15/14 11:40	
Chloroform	ug/m3	ND	0.99	04/15/14 11:40	
Chloromethane	ug/m3	ND	0.42	04/15/14 11:40	
cis-1,2-Dichloroethene	ug/m3	ND	0.81	04/15/14 11:40	
cis-1,3-Dichloropropene	ug/m3	ND	0.92	04/15/14 11:40	
Cyclohexane	ug/m3	ND	0.70	04/15/14 11:40	
Dibromochloromethane	ug/m3	ND	1.7	04/15/14 11:40	
Dichlorodifluoromethane	ug/m3	ND	1.0	04/15/14 11:40	
Dichlorotetrafluoroethane	ug/m3	ND	1.4	04/15/14 11:40	
Ethanol	ug/m3	ND	0.38	04/15/14 11:40	
Ethyl acetate	ug/m3	ND	0.73	04/15/14 11:40	
Ethylbenzene	ug/m3	ND	0.88	04/15/14 11:40	
Hexachloro-1,3-butadiene	ug/m3	ND	2.2	04/15/14 11:40	

REPORT OF LABORATORY ANALYSIS

This report shall not be reproduced, except in full,
without the written consent of Pace Analytical Services, Inc..

Pace Analytical Services, Inc.
1700 Elm Street - Suite 200
Minneapolis, MN 55414
(612)607-1700

QUALITY CONTROL DATA

Project: 60317420St. Louis Park Inv.
Pace Project No.: 10262342

METHOD BLANK: 1657611 Matrix: Air
Associated Lab Samples: 10262342011

Parameter	Units	Blank Result	Reporting Limit	Analyzed	Qualifiers
m&p-Xylene	ug/m3	ND	1.8	04/15/14 11:40	
Methyl-tert-butyl ether	ug/m3	ND	0.73	04/15/14 11:40	
Methylene Chloride	ug/m3	ND	0.71	04/15/14 11:40	
n-Heptane	ug/m3	ND	0.83	04/15/14 11:40	
n-Hexane	ug/m3	ND	0.72	04/15/14 11:40	
Naphthalene	ug/m3	ND	1.1	04/15/14 11:40	
o-Xylene	ug/m3	ND	0.88	04/15/14 11:40	
Propylene	ug/m3	ND	0.35	04/15/14 11:40	
Styrene	ug/m3	ND	0.87	04/15/14 11:40	
Tetrachloroethene	ug/m3	ND	0.69	04/15/14 11:40	
Tetrahydrofuran	ug/m3	ND	0.60	04/15/14 11:40	
Toluene	ug/m3	ND	0.77	04/15/14 11:40	
trans-1,2-Dichloroethene	ug/m3	ND	0.81	04/15/14 11:40	
trans-1,3-Dichloropropene	ug/m3	ND	0.92	04/15/14 11:40	
Trichloroethene	ug/m3	ND	0.55	04/15/14 11:40	
Trichlorofluoromethane	ug/m3	ND	1.1	04/15/14 11:40	
Vinyl acetate	ug/m3	ND	0.72	04/15/14 11:40	
Vinyl chloride	ug/m3	ND	0.26	04/15/14 11:40	

LABORATORY CONTROL SAMPLE: 1657612

Parameter	Units	Spike Conc.	LCS Result	LCS % Rec	% Rec Limits	Qualifiers
1,1,1-Trichloroethane	ug/m3	55.5	60.6	109	72-128	
1,1,2,2-Tetrachloroethane	ug/m3	69.8	75.5	108	72-136	
1,1,2-Trichloroethane	ug/m3	55.5	58.5	105	72-130	
1,1,2-Trichlorotrifluoroethane	ug/m3	77.9	84.4	108	68-126	
1,1-Dichloroethane	ug/m3	41.2	44.4	108	68-128	
1,1-Dichloroethene	ug/m3	40.3	44.6	111	68-130	
1,2,4-Trichlorobenzene	ug/m3	75.5	86.2	114	30-150	
1,2,4-Trimethylbenzene	ug/m3	50	56.2	112	71-140	
1,2-Dibromoethane (EDB)	ug/m3	78.1	87.1	111	73-136	
1,2-Dichlorobenzene	ug/m3	61.2	67.3	110	63-150	
1,2-Dichloroethane	ug/m3	41.2	45.3	110	71-132	
1,2-Dichloropropane	ug/m3	47	50.4	107	72-130	
1,3,5-Trimethylbenzene	ug/m3	50	56.4	113	73-136	
1,3-Butadiene	ug/m3	22.5	24.0	107	72-130	
1,3-Dichlorobenzene	ug/m3	61.2	66.0	108	69-142	
1,4-Dichlorobenzene	ug/m3	61.2	66.3	108	65-142	
2-Butanone (MEK)	ug/m3	30	32.2	107	71-135	
2-Hexanone	ug/m3	41.7	48.9	117	75-133	
2-Propanol	ug/m3	25	26.0	104	68-135	
4-Ethyltoluene	ug/m3	50	56.1	112	73-134	
4-Methyl-2-pentanone (MIBK)	ug/m3	41.7	45.7	110	72-137	
Acetone	ug/m3	24.2	29.8	123	68-136	
Benzene	ug/m3	32.5	38.2	118	69-134	

REPORT OF LABORATORY ANALYSIS

This report shall not be reproduced, except in full,
without the written consent of Pace Analytical Services, Inc..

Pace Analytical Services, Inc.
1700 Elm Street - Suite 200
Minneapolis, MN 55414
(612)607-1700

QUALITY CONTROL DATA

Project: 60317420St. Louis Park Inv.
Pace Project No.: 10262342

LABORATORY CONTROL SAMPLE: 1657612

Parameter	Units	Spike Conc.	LCS Result	LCS % Rec	% Rec Limits	Qualifiers
Benzyl chloride	ug/m3	52.5	65.6	125	71-136	
Bromodichloromethane	ug/m3	68.2	77.5	114	74-129	
Bromoform	ug/m3	105	120	114	69-138	
Bromomethane	ug/m3	39.5	49.8	126	68-127	
Carbon disulfide	ug/m3	31.7	37.0	117	68-130	
Carbon tetrachloride	ug/m3	64	71.0	111	66-134	
Chlorobenzene	ug/m3	46.8	56.6	121	72-137	
Chloroethane	ug/m3	26.8	27.9	104	69-128	
Chloroform	ug/m3	49.7	53.0	107	72-127	
Chloromethane	ug/m3	21	25.4	121	69-125	
cis-1,2-Dichloroethene	ug/m3	40.3	44.9	111	71-135	
cis-1,3-Dichloropropene	ug/m3	46.2	48.8	106	74-134	
Cyclohexane	ug/m3	35	35.7	102	72-130	
Dibromochloromethane	ug/m3	86.6	101	116	73-133	
Dichlorodifluoromethane	ug/m3	50.3	53.8	107	69-125	
Dichlorotetrafluoroethane	ug/m3	71.1	79.8	112	68-128	
Ethanol	ug/m3	19.2	22.3	116	70-134	
Ethyl acetate	ug/m3	36.6	38.8	106	71-134	
Ethylbenzene	ug/m3	44.2	48.7	110	73-139	
Hexachloro-1,3-butadiene	ug/m3	108	130	120	30-150	
m&p-Xylene	ug/m3	44.2	49.4	112	73-139	
Methyl-tert-butyl ether	ug/m3	36.7	41.0	112	72-132	
Methylene Chloride	ug/m3	35.3	40.4	114	64-134	
n-Heptane	ug/m3	41.7	49.8	120	70-130	
n-Hexane	ug/m3	35.8	38.5	107	69-128	
Naphthalene	ug/m3	53.3	57.1	107	61-150	
o-Xylene	ug/m3	44.2	49.7	113	71-138	
Propylene	ug/m3	17.5	18.8	107	69-133	
Styrene	ug/m3	43.3	52.5	121	74-136	
Tetrachloroethene	ug/m3	69	83.7	121	69-136	
Tetrahydrofuran	ug/m3	30	32.8	109	73-131	
Toluene	ug/m3	38.3	39.6	103	67-133	
trans-1,2-Dichloroethene	ug/m3	40.3	43.0	107	70-131	
trans-1,3-Dichloropropene	ug/m3	46.2	53.6	116	72-135	
Trichloroethene	ug/m3	54.6	56.9	104	70-135	
Trichlorofluoromethane	ug/m3	57.1	62.8	110	67-125	
Vinyl acetate	ug/m3	35.8	42.0	117	72-133	
Vinyl chloride	ug/m3	26	28.7	110	69-132	

REPORT OF LABORATORY ANALYSIS

This report shall not be reproduced, except in full,
without the written consent of Pace Analytical Services, Inc..

Pace Analytical Services, Inc.
1700 Elm Street - Suite 200
Minneapolis, MN 55414
(612)607-1700

QUALITY CONTROL DATA

Project: 60317420St. Louis Park Inv.
Pace Project No.: 10262342

QC Batch: AIR/19977 Analysis Method: TO-15
QC Batch Method: TO-15 Analysis Description: TO15 MSV AIR Low Level
Associated Lab Samples: 10262342031, 10262342037, 10262342038, 10262342039, 10262342040, 10262342041, 10262342042, 10262342043

METHOD BLANK: 1659138 Matrix: Air
Associated Lab Samples: 10262342031, 10262342037, 10262342038, 10262342039, 10262342040, 10262342041, 10262342042, 10262342043

Parameter	Units	Blank Result	Reporting Limit	Analyzed	Qualifiers
1,1,1-Trichloroethane	ug/m3	ND	1.1	04/17/14 16:22	
1,1,2,2-Tetrachloroethane	ug/m3	ND	0.70	04/17/14 16:22	
1,1,2-Trichloroethane	ug/m3	ND	0.55	04/17/14 16:22	
1,1,2-Trichlorotrifluoroethane	ug/m3	ND	1.6	04/17/14 16:22	
1,1-Dichloroethane	ug/m3	ND	0.82	04/17/14 16:22	
1,1-Dichloroethene	ug/m3	ND	0.81	04/17/14 16:22	
1,2,4-Trichlorobenzene	ug/m3	ND	1.5	04/17/14 16:22	
1,2,4-Trimethylbenzene	ug/m3	ND	1.0	04/17/14 16:22	
1,2-Dibromoethane (EDB)	ug/m3	ND	1.6	04/17/14 16:22	
1,2-Dichlorobenzene	ug/m3	ND	1.2	04/17/14 16:22	
1,2-Dichloroethane	ug/m3	ND	0.41	04/17/14 16:22	
1,2-Dichloropropane	ug/m3	ND	0.94	04/17/14 16:22	
1,3,5-Trimethylbenzene	ug/m3	ND	1.0	04/17/14 16:22	
1,3-Butadiene	ug/m3	ND	0.45	04/17/14 16:22	
1,3-Dichlorobenzene	ug/m3	ND	1.2	04/17/14 16:22	
1,4-Dichlorobenzene	ug/m3	ND	1.2	04/17/14 16:22	
2-Butanone (MEK)	ug/m3	ND	0.60	04/17/14 16:22	
2-Hexanone	ug/m3	ND	0.83	04/17/14 16:22	
2-Propanol	ug/m3	ND	0.50	04/17/14 16:22	
4-Ethyltoluene	ug/m3	ND	1.0	04/17/14 16:22	
4-Methyl-2-pentanone (MIBK)	ug/m3	ND	0.83	04/17/14 16:22	
Acetone	ug/m3	ND	0.48	04/17/14 16:22	
Benzene	ug/m3	ND	0.32	04/17/14 16:22	
Benzyl chloride	ug/m3	ND	2.6	04/17/14 16:22	
Bromodichloromethane	ug/m3	ND	1.4	04/17/14 16:22	
Bromoform	ug/m3	ND	2.1	04/17/14 16:22	
Bromomethane	ug/m3	ND	0.79	04/17/14 16:22	
Carbon disulfide	ug/m3	ND	0.63	04/17/14 16:22	
Carbon tetrachloride	ug/m3	ND	0.64	04/17/14 16:22	
Chlorobenzene	ug/m3	ND	0.94	04/17/14 16:22	
Chloroethane	ug/m3	ND	0.54	04/17/14 16:22	
Chloroform	ug/m3	ND	0.99	04/17/14 16:22	
Chloromethane	ug/m3	ND	0.42	04/17/14 16:22	
cis-1,2-Dichloroethene	ug/m3	ND	0.81	04/17/14 16:22	
cis-1,3-Dichloropropene	ug/m3	ND	0.92	04/17/14 16:22	
Cyclohexane	ug/m3	ND	0.70	04/17/14 16:22	
Dibromochloromethane	ug/m3	ND	1.7	04/17/14 16:22	
Dichlorodifluoromethane	ug/m3	ND	1.0	04/17/14 16:22	
Dichlorotetrafluoroethane	ug/m3	ND	1.4	04/17/14 16:22	
Ethanol	ug/m3	ND	0.38	04/17/14 16:22	
Ethyl acetate	ug/m3	ND	0.73	04/17/14 16:22	

REPORT OF LABORATORY ANALYSIS

This report shall not be reproduced, except in full,
without the written consent of Pace Analytical Services, Inc..

Pace Analytical Services, Inc.
1700 Elm Street - Suite 200
Minneapolis, MN 55414
(612)607-1700

QUALITY CONTROL DATA

Project: 60317420St. Louis Park Inv.
Pace Project No.: 10262342

METHOD BLANK: 1659138 Matrix: Air

Associated Lab Samples: 10262342031, 10262342037, 10262342038, 10262342039, 10262342040, 10262342041, 10262342042, 10262342043

Parameter	Units	Blank Result	Reporting Limit	Analyzed	Qualifiers
Ethylbenzene	ug/m3	ND	0.88	04/17/14 16:22	
Hexachloro-1,3-butadiene	ug/m3	ND	2.2	04/17/14 16:22	
m&p-Xylene	ug/m3	ND	1.8	04/17/14 16:22	
Methyl-tert-butyl ether	ug/m3	ND	0.73	04/17/14 16:22	
Methylene Chloride	ug/m3	ND	0.71	04/17/14 16:22	
n-Heptane	ug/m3	ND	0.83	04/17/14 16:22	
n-Hexane	ug/m3	ND	0.72	04/17/14 16:22	
Naphthalene	ug/m3	ND	1.1	04/17/14 16:22	
o-Xylene	ug/m3	ND	0.88	04/17/14 16:22	
Propylene	ug/m3	ND	0.35	04/17/14 16:22	
Styrene	ug/m3	ND	0.87	04/17/14 16:22	
Tetrachloroethene	ug/m3	ND	0.69	04/17/14 16:22	
Tetrahydrofuran	ug/m3	ND	0.60	04/17/14 16:22	
Toluene	ug/m3	ND	0.77	04/17/14 16:22	
trans-1,2-Dichloroethene	ug/m3	ND	0.81	04/17/14 16:22	
trans-1,3-Dichloropropene	ug/m3	ND	0.92	04/17/14 16:22	
Trichloroethene	ug/m3	ND	0.55	04/17/14 16:22	
Trichlorofluoromethane	ug/m3	ND	1.1	04/17/14 16:22	
Vinyl acetate	ug/m3	ND	0.72	04/17/14 16:22	
Vinyl chloride	ug/m3	ND	0.26	04/17/14 16:22	

LABORATORY CONTROL SAMPLE: 1659139

Parameter	Units	Spike Conc.	LCS Result	LCS % Rec	% Rec Limits	Qualifiers
1,1,1-Trichloroethane	ug/m3	55.5	54.6	98	72-128	
1,1,2,2-Tetrachloroethane	ug/m3	69.8	68.0	97	72-136	
1,1,2-Trichloroethane	ug/m3	55.5	56.6	102	72-130	
1,1,2-Trichlorotrifluoroethane	ug/m3	77.9	77.4	99	68-126	
1,1-Dichloroethane	ug/m3	41.2	37.1	90	68-128	
1,1-Dichloroethene	ug/m3	40.3	40.1	99	68-130	
1,2,4-Trichlorobenzene	ug/m3	75.5	74.6	99	30-150	
1,2,4-Trimethylbenzene	ug/m3	50	57.4	115	71-140	
1,2-Dibromoethane (EDB)	ug/m3	78.1	83.2	107	73-136	
1,2-Dichlorobenzene	ug/m3	61.2	70.6	116	63-150	
1,2-Dichloroethane	ug/m3	41.2	41.1	100	71-132	
1,2-Dichloropropane	ug/m3	47	46.3	99	72-130	
1,3,5-Trimethylbenzene	ug/m3	50	56.6	113	73-136	
1,3-Butadiene	ug/m3	22.5	22.1	98	72-130	
1,3-Dichlorobenzene	ug/m3	61.2	65.7	107	69-142	
1,4-Dichlorobenzene	ug/m3	61.2	67.1	110	65-142	
2-Butanone (MEK)	ug/m3	30	28.3	94	71-135	
2-Hexanone	ug/m3	41.7	44.2	106	75-133	
2-Propanol	ug/m3	25	23.3	93	68-135	
4-Ethyltoluene	ug/m3	50	56.3	113	73-134	

REPORT OF LABORATORY ANALYSIS

This report shall not be reproduced, except in full,
without the written consent of Pace Analytical Services, Inc..

Pace Analytical Services, Inc.
1700 Elm Street - Suite 200
Minneapolis, MN 55414
(612)607-1700

QUALITY CONTROL DATA

Project: 60317420St. Louis Park Inv.
Pace Project No.: 10262342

LABORATORY CONTROL SAMPLE: 1659139

Parameter	Units	Spike Conc.	LCS Result	LCS % Rec	% Rec Limits	Qualifiers
4-Methyl-2-pentanone (MIBK)	ug/m3	41.7	41.5	100	72-137	
Acetone	ug/m3	24.2	21.9	91	68-136	
Benzene	ug/m3	32.5	31.0	95	69-134	
Benzyl chloride	ug/m3	52.5	55.9	106	71-136	
Bromodichloromethane	ug/m3	68.2	70.9	104	74-129	
Bromoform	ug/m3	105	115	109	69-138	
Bromomethane	ug/m3	39.5	37.8	96	68-127	
Carbon disulfide	ug/m3	31.7	30.4	96	68-130	
Carbon tetrachloride	ug/m3	64	63.2	99	66-134	
Chlorobenzene	ug/m3	46.8	47.9	102	72-137	
Chloroethane	ug/m3	26.8	25.9	97	69-128	
Chloroform	ug/m3	49.7	43.3	87	72-127	
Chloromethane	ug/m3	21	20.4	97	69-125	
cis-1,2-Dichloroethene	ug/m3	40.3	33.9	84	71-135	
cis-1,3-Dichloropropene	ug/m3	46.2	50.1	109	74-134	
Cyclohexane	ug/m3	35	34.9	100	72-130	
Dibromochloromethane	ug/m3	86.6	92.1	106	73-133	
Dichlorodifluoromethane	ug/m3	50.3	43.4	86	69-125	
Dichlorotetrafluoroethane	ug/m3	71.1	70.8	100	68-128	
Ethanol	ug/m3	19.2	18.8	98	70-134	
Ethyl acetate	ug/m3	36.6	29.5	80	71-134	
Ethylbenzene	ug/m3	44.2	48.7	110	73-139	
Hexachloro-1,3-butadiene	ug/m3	108	98.9	91	30-150	
m&p-Xylene	ug/m3	44.2	48.3	109	73-139	
Methyl-tert-butyl ether	ug/m3	36.7	31.9	87	72-132	
Methylene Chloride	ug/m3	35.3	37.6	106	64-134	
n-Heptane	ug/m3	41.7	42.0	101	70-130	
n-Hexane	ug/m3	35.8	33.5	93	69-128	
Naphthalene	ug/m3	53.3	55.3	104	61-150	
o-Xylene	ug/m3	44.2	46.8	106	71-138	
Propylene	ug/m3	17.5	13.5	77	69-133	
Styrene	ug/m3	43.3	49.0	113	74-136	
Tetrachloroethene	ug/m3	69	73.4	106	69-136	
Tetrahydrofuran	ug/m3	30	25.8	86	73-131	
Toluene	ug/m3	38.3	39.0	102	67-133	
trans-1,2-Dichloroethene	ug/m3	40.3	38.9	97	70-131	
trans-1,3-Dichloropropene	ug/m3	46.2	54.5	118	72-135	
Trichloroethene	ug/m3	54.6	54.0	99	70-135	
Trichlorofluoromethane	ug/m3	57.1	55.0	96	67-125	
Vinyl acetate	ug/m3	35.8	34.6	97	72-133	
Vinyl chloride	ug/m3	26	24.8	96	69-132	

SAMPLE DUPLICATE: 1659589

Parameter	Units	10262094002 Result	Dup Result	RPD	Max RPD	Qualifiers
1,1,1-Trichloroethane	ug/m3	ND	ND		25	
1,1,2,2-Tetrachloroethane	ug/m3	ND	ND		25	

REPORT OF LABORATORY ANALYSIS

This report shall not be reproduced, except in full,
without the written consent of Pace Analytical Services, Inc..

Pace Analytical Services, Inc.
1700 Elm Street - Suite 200
Minneapolis, MN 55414
(612)607-1700

QUALITY CONTROL DATA

Project: 60317420St. Louis Park Inv.
Pace Project No.: 10262342

SAMPLE DUPLICATE: 1659589

Parameter	Units	10262094002 Result	Dup Result	RPD	Max RPD	Qualifiers
1,1,2-Trichloroethane	ug/m3	ND	ND		25	
1,1,2-Trichlorotrifluoroethane	ug/m3	ND	ND		25	
1,1-Dichloroethane	ug/m3	ND	ND		25	
1,1-Dichloroethene	ug/m3	ND	ND		25	
1,2,4-Trichlorobenzene	ug/m3	ND	ND		25	
1,2,4-Trimethylbenzene	ug/m3	ND	ND		25	
1,2-Dibromoethane (EDB)	ug/m3	ND	ND		25	
1,2-Dichlorobenzene	ug/m3	ND	ND		25	
1,2-Dichloroethane	ug/m3	ND	ND		25	
1,2-Dichloropropane	ug/m3	ND	ND		25	
1,3,5-Trimethylbenzene	ug/m3	ND	ND		25	
1,3-Butadiene	ug/m3	ND	ND		25	
1,3-Dichlorobenzene	ug/m3	ND	ND		25	
1,4-Dichlorobenzene	ug/m3	ND	ND		25	
2-Butanone (MEK)	ug/m3	ND	0.91		25	
2-Hexanone	ug/m3	ND	ND		25	
2-Propanol	ug/m3	7.0	7.3	4	25	
4-Ethyltoluene	ug/m3	ND	ND		25	
4-Methyl-2-pentanone (MIBK)	ug/m3	ND	ND		25	
Acetone	ug/m3	5.7	5.7	.8	25	
Benzene	ug/m3	ND	ND		25	
Benzyl chloride	ug/m3	ND	ND		25	
Bromodichloromethane	ug/m3	ND	ND		25	
Bromoform	ug/m3	ND	ND		25	
Bromomethane	ug/m3	ND	ND		25	
Carbon disulfide	ug/m3	ND	ND		25	
Carbon tetrachloride	ug/m3	ND	ND		25	
Chlorobenzene	ug/m3	ND	ND		25	
Chloroethane	ug/m3	ND	ND		25	
Chloroform	ug/m3	ND	ND		25	
Chloromethane	ug/m3	0.69	0.71	2	25	
cis-1,2-Dichloroethene	ug/m3	ND	ND		25	
cis-1,3-Dichloropropene	ug/m3	ND	ND		25	
Cyclohexane	ug/m3	ND	ND		25	
Dibromochloromethane	ug/m3	ND	ND		25	
Dichlorodifluoromethane	ug/m3	2.0	2.1	5	25	
Dichlorotetrafluoroethane	ug/m3	ND	ND		25	
Ethanol	ug/m3	6.1	6.6	9	25	
Ethyl acetate	ug/m3	ND	ND		25	
Ethylbenzene	ug/m3	ND	ND		25	
Hexachloro-1,3-butadiene	ug/m3	ND	ND		25	
m&p-Xylene	ug/m3	ND	ND		25	
Methyl-tert-butyl ether	ug/m3	ND	ND		25	
Methylene Chloride	ug/m3	3.2	1.7	61	25	R1
n-Heptane	ug/m3	ND	ND		25	
n-Hexane	ug/m3	ND	ND		25	
Naphthalene	ug/m3	ND	ND		25	
o-Xylene	ug/m3	ND	ND		25	

REPORT OF LABORATORY ANALYSIS

This report shall not be reproduced, except in full,
without the written consent of Pace Analytical Services, Inc..

Pace Analytical Services, Inc.
1700 Elm Street - Suite 200
Minneapolis, MN 55414
(612)607-1700

QUALITY CONTROL DATA

Project: 60317420St. Louis Park Inv.
Pace Project No.: 10262342

SAMPLE DUPLICATE: 1659589

Parameter	Units	10262094002 Result	Dup Result	RPD	Max RPD	Qualifiers
Propylene	ug/m3	ND	ND		25	
Styrene	ug/m3	ND	ND		25	
Tetrachloroethene	ug/m3	ND	ND		25	
Tetrahydrofuran	ug/m3	ND	ND		25	
Toluene	ug/m3	ND	.73J		25	
trans-1,2-Dichloroethene	ug/m3	ND	ND		25	
trans-1,3-Dichloropropene	ug/m3	ND	ND		25	
Trichloroethene	ug/m3	ND	ND		25	
Trichlorofluoromethane	ug/m3	3.7	3.8	3	25	
Vinyl acetate	ug/m3	ND	ND		25	
Vinyl chloride	ug/m3	ND	ND		25	

This report shall not be reproduced, except in full,
without the written consent of Pace Analytical Services, Inc..

Pace Analytical Services, Inc.
1700 Elm Street - Suite 200
Minneapolis, MN 55414
(612)607-1700

QUALITY CONTROL DATA

Project: 60317420St. Louis Park Inv.
Pace Project No.: 10262342

QC Batch: AIR/19985 Analysis Method: TO-15
QC Batch Method: TO-15 Analysis Description: TO15 MSV AIR Low Level
Associated Lab Samples: 10262342027

METHOD BLANK: 1659787 Matrix: Air
Associated Lab Samples: 10262342027

Parameter	Units	Blank Result	Reporting Limit	Analyzed	Qualifiers
1,1,1-Trichloroethane	ug/m3	ND	1.1	04/18/14 09:44	
1,1,2,2-Tetrachloroethane	ug/m3	ND	0.70	04/18/14 09:44	
1,1,2-Trichloroethane	ug/m3	ND	0.55	04/18/14 09:44	
1,1,2-Trichlorotrifluoroethane	ug/m3	ND	1.6	04/18/14 09:44	
1,1-Dichloroethane	ug/m3	ND	0.82	04/18/14 09:44	
1,1-Dichloroethene	ug/m3	ND	0.81	04/18/14 09:44	
1,2,4-Trichlorobenzene	ug/m3	ND	1.5	04/18/14 09:44	
1,2,4-Trimethylbenzene	ug/m3	ND	1.0	04/18/14 09:44	
1,2-Dibromoethane (EDB)	ug/m3	ND	1.6	04/18/14 09:44	
1,2-Dichlorobenzene	ug/m3	ND	1.2	04/18/14 09:44	
1,2-Dichloroethane	ug/m3	ND	0.41	04/18/14 09:44	
1,2-Dichloropropane	ug/m3	ND	0.94	04/18/14 09:44	
1,3,5-Trimethylbenzene	ug/m3	ND	1.0	04/18/14 09:44	
1,3-Butadiene	ug/m3	ND	0.45	04/18/14 09:44	
1,3-Dichlorobenzene	ug/m3	ND	1.2	04/18/14 09:44	
1,4-Dichlorobenzene	ug/m3	ND	1.2	04/18/14 09:44	
2-Butanone (MEK)	ug/m3	ND	0.60	04/18/14 09:44	
2-Hexanone	ug/m3	ND	0.83	04/18/14 09:44	
2-Propanol	ug/m3	ND	0.50	04/18/14 09:44	
4-Ethyltoluene	ug/m3	ND	1.0	04/18/14 09:44	
4-Methyl-2-pentanone (MIBK)	ug/m3	ND	0.83	04/18/14 09:44	
Acetone	ug/m3	ND	0.48	04/18/14 09:44	
Benzene	ug/m3	ND	0.32	04/18/14 09:44	
Benzyl chloride	ug/m3	ND	2.6	04/18/14 09:44	
Bromodichloromethane	ug/m3	ND	1.4	04/18/14 09:44	
Bromoform	ug/m3	ND	2.1	04/18/14 09:44	
Bromomethane	ug/m3	ND	0.79	04/18/14 09:44	
Carbon disulfide	ug/m3	ND	0.63	04/18/14 09:44	
Carbon tetrachloride	ug/m3	ND	0.64	04/18/14 09:44	
Chlorobenzene	ug/m3	ND	0.94	04/18/14 09:44	
Chloroethane	ug/m3	ND	0.54	04/18/14 09:44	
Chloroform	ug/m3	ND	0.99	04/18/14 09:44	
Chloromethane	ug/m3	ND	0.42	04/18/14 09:44	
cis-1,2-Dichloroethene	ug/m3	ND	0.81	04/18/14 09:44	
cis-1,3-Dichloropropene	ug/m3	ND	0.92	04/18/14 09:44	
Cyclohexane	ug/m3	ND	0.70	04/18/14 09:44	
Dibromochloromethane	ug/m3	ND	1.7	04/18/14 09:44	
Dichlorodifluoromethane	ug/m3	ND	1.0	04/18/14 09:44	
Dichlorotetrafluoroethane	ug/m3	ND	1.4	04/18/14 09:44	
Ethanol	ug/m3	ND	0.38	04/18/14 09:44	
Ethyl acetate	ug/m3	ND	0.73	04/18/14 09:44	
Ethylbenzene	ug/m3	ND	0.88	04/18/14 09:44	
Hexachloro-1,3-butadiene	ug/m3	ND	2.2	04/18/14 09:44	

REPORT OF LABORATORY ANALYSIS

This report shall not be reproduced, except in full,
without the written consent of Pace Analytical Services, Inc..

Pace Analytical Services, Inc.
1700 Elm Street - Suite 200
Minneapolis, MN 55414
(612)607-1700

QUALITY CONTROL DATA

Project: 60317420St. Louis Park Inv.
Pace Project No.: 10262342

METHOD BLANK: 1659787 Matrix: Air
Associated Lab Samples: 10262342027

Parameter	Units	Blank Result	Reporting Limit	Analyzed	Qualifiers
m&p-Xylene	ug/m3	ND	1.8	04/18/14 09:44	
Methyl-tert-butyl ether	ug/m3	ND	0.73	04/18/14 09:44	
Methylene Chloride	ug/m3	ND	0.71	04/18/14 09:44	
n-Heptane	ug/m3	ND	0.83	04/18/14 09:44	
n-Hexane	ug/m3	ND	0.72	04/18/14 09:44	
Naphthalene	ug/m3	ND	1.1	04/18/14 09:44	
o-Xylene	ug/m3	ND	0.88	04/18/14 09:44	
Propylene	ug/m3	ND	0.35	04/18/14 09:44	
Styrene	ug/m3	ND	0.87	04/18/14 09:44	
Tetrachloroethene	ug/m3	ND	0.69	04/18/14 09:44	
Tetrahydrofuran	ug/m3	ND	0.60	04/18/14 09:44	
Toluene	ug/m3	ND	0.77	04/18/14 09:44	
trans-1,2-Dichloroethene	ug/m3	ND	0.81	04/18/14 09:44	
trans-1,3-Dichloropropene	ug/m3	ND	0.92	04/18/14 09:44	
Trichloroethene	ug/m3	ND	0.55	04/18/14 09:44	
Trichlorofluoromethane	ug/m3	ND	1.1	04/18/14 09:44	
Vinyl acetate	ug/m3	ND	0.72	04/18/14 09:44	
Vinyl chloride	ug/m3	ND	0.26	04/18/14 09:44	

LABORATORY CONTROL SAMPLE: 1659788

Parameter	Units	Spike Conc.	LCS Result	LCS % Rec	% Rec Limits	Qualifiers
1,1,1-Trichloroethane	ug/m3	55.5	61.1	110	72-128	
1,1,2,2-Tetrachloroethane	ug/m3	69.8	71.5	102	72-136	
1,1,2-Trichloroethane	ug/m3	55.5	58.8	106	72-130	
1,1,2-Trichlorotrifluoroethane	ug/m3	77.9	73.2	94	68-126	
1,1-Dichloroethane	ug/m3	41.2	39.8	97	68-128	
1,1-Dichloroethene	ug/m3	40.3	37.6	93	68-130	
1,2,4-Trichlorobenzene	ug/m3	75.5	81.2	108	30-150	
1,2,4-Trimethylbenzene	ug/m3	50	55.5	111	71-140	
1,2-Dibromoethane (EDB)	ug/m3	78.1	83.7	107	73-136	
1,2-Dichlorobenzene	ug/m3	61.2	66.2	108	63-150	
1,2-Dichloroethane	ug/m3	41.2	46.5	113	71-132	
1,2-Dichloropropane	ug/m3	47	48.2	102	72-130	
1,3,5-Trimethylbenzene	ug/m3	50	55.1	110	73-136	
1,3-Butadiene	ug/m3	22.5	18.2	81	72-130	
1,3-Dichlorobenzene	ug/m3	61.2	63.2	103	69-142	
1,4-Dichlorobenzene	ug/m3	61.2	63.0	103	65-142	
2-Butanone (MEK)	ug/m3	30	28.4	95	71-135	
2-Hexanone	ug/m3	41.7	45.8	110	75-133	
2-Propanol	ug/m3	25	21.6	87	68-135	
4-Ethyltoluene	ug/m3	50	55.7	111	73-134	
4-Methyl-2-pentanone (MIBK)	ug/m3	41.7	44.5	107	72-137	
Acetone	ug/m3	24.2	19.7	81	68-136	
Benzene	ug/m3	32.5	34.2	105	69-134	

REPORT OF LABORATORY ANALYSIS

This report shall not be reproduced, except in full,
without the written consent of Pace Analytical Services, Inc..

Pace Analytical Services, Inc.
1700 Elm Street - Suite 200
Minneapolis, MN 55414
(612)607-1700

QUALITY CONTROL DATA

Project: 60317420St. Louis Park Inv.
Pace Project No.: 10262342

LABORATORY CONTROL SAMPLE: 1659788

Parameter	Units	Spike Conc.	LCS Result	LCS % Rec	% Rec Limits	Qualifiers
Benzyl chloride	ug/m3	52.5	53.0	101	71-136	
Bromodichloromethane	ug/m3	68.2	74.1	109	74-129	
Bromoform	ug/m3	105	114	108	69-138	
Bromomethane	ug/m3	39.5	32.5	82	68-127	
Carbon disulfide	ug/m3	31.7	29.7	94	68-130	
Carbon tetrachloride	ug/m3	64	63.9	100	66-134	
Chlorobenzene	ug/m3	46.8	48.7	104	72-137	
Chloroethane	ug/m3	26.8	20.9	78	69-128	
Chloroform	ug/m3	49.7	53.4	108	72-127	
Chloromethane	ug/m3	21	17.6	84	69-125	
cis-1,2-Dichloroethene	ug/m3	40.3	42.8	106	71-135	
cis-1,3-Dichloropropene	ug/m3	46.2	53.3	116	74-134	
Cyclohexane	ug/m3	35	37.4	107	72-130	
Dibromochloromethane	ug/m3	86.6	92.7	107	73-133	
Dichlorodifluoromethane	ug/m3	50.3	48.1	96	69-125	
Dichlorotetrafluoroethane	ug/m3	71.1	61.9	87	68-128	
Ethanol	ug/m3	19.2	16.5	86	70-134	
Ethyl acetate	ug/m3	36.6	39.3	107	71-134	
Ethylbenzene	ug/m3	44.2	49.0	111	73-139	
Hexachloro-1,3-butadiene	ug/m3	108	103	95	30-150	
m&p-Xylene	ug/m3	44.2	47.8	108	73-139	
Methyl-tert-butyl ether	ug/m3	36.7	35.1	96	72-132	
Methylene Chloride	ug/m3	35.3	35.1	99	64-134	
n-Heptane	ug/m3	41.7	42.6	102	70-130	
n-Hexane	ug/m3	35.8	34.2	95	69-128	
Naphthalene	ug/m3	53.3	59.2	111	61-150	
o-Xylene	ug/m3	44.2	48.4	110	71-138	
Propylene	ug/m3	17.5	16.1	92	69-133	
Styrene	ug/m3	43.3	49.4	114	74-136	
Tetrachloroethene	ug/m3	69	72.1	104	69-136	
Tetrahydrofuran	ug/m3	30	34.5	115	73-131	
Toluene	ug/m3	38.3	40.9	107	67-133	
trans-1,2-Dichloroethene	ug/m3	40.3	38.8	96	70-131	
trans-1,3-Dichloropropene	ug/m3	46.2	57.8	125	72-135	
Trichloroethene	ug/m3	54.6	53.3	98	70-135	
Trichlorofluoromethane	ug/m3	57.1	51.8	91	67-125	
Vinyl acetate	ug/m3	35.8	38.0	106	72-133	
Vinyl chloride	ug/m3	26	20.7	79	69-132	

REPORT OF LABORATORY ANALYSIS

This report shall not be reproduced, except in full,
without the written consent of Pace Analytical Services, Inc..

Pace Analytical Services, Inc.
1700 Elm Street - Suite 200
Minneapolis, MN 55414
(612)607-1700

QUALIFIERS

Project: 60317420St. Louis Park Inv.
Pace Project No.: 10262342

DEFINITIONS

DF - Dilution Factor, if reported, represents the factor applied to the reported data due to changes in sample preparation, dilution of the sample aliquot, or moisture content.

ND - Not Detected at or above adjusted reporting limit.

J - Estimated concentration above the adjusted method detection limit and below the adjusted reporting limit.

MDL - Adjusted Method Detection Limit.

PRL - Pace Reporting Limit.

RL - Reporting Limit.

S - Surrogate

1,2-Diphenylhydrazine (8270 listed analyte) decomposes to Azobenzene.

Consistent with EPA guidelines, unrounded data are displayed and have been used to calculate % recovery and RPD values.

LCS(D) - Laboratory Control Sample (Duplicate)

MS(D) - Matrix Spike (Duplicate)

DUP - Sample Duplicate

RPD - Relative Percent Difference

NC - Not Calculable.

SG - Silica Gel - Clean-Up

U - Indicates the compound was analyzed for, but not detected.

N-Nitrosodiphenylamine decomposes and cannot be separated from Diphenylamine using Method 8270. The result reported for each analyte is a combined concentration.

Pace Analytical is TNI accredited. Contact your Pace PM for the current list of accredited analytes.

TNI - The NELAC Institute.

SAMPLE QUALIFIERS

Sample: 10262342001
[1] The Total Hydrocarbon (THC) pattern occured in the second half of the chromatogram (after toluene).

Sample: 10262342002
[1] The Total Hydrocarbon (THC) pattern occured in the second half of the chromatogram (after toluene).

Sample: 10262342003
[1] The Total Hydrocarbon (THC) pattern occured in the second half of the chromatogram (after toluene).

Sample: 10262342004
[1] The Total Hydrocarbon (THC) pattern occured in the second half of the chromatogram (after toluene).

Sample: 10262342005
[1] The Total Hydrocarbon (THC) pattern occured in the second half of the chromatogram (after toluene).

Sample: 10262342006
[1] The Total Hydrocarbon (THC) pattern occured in the second half of the chromatogram (after toluene).

Sample: 10262342007
[1] The Total Hydrocarbon (THC) pattern occured in the second half of the chromatogram (after toluene).

Sample: 10262342008
[1] Analysis occurred within the recommended MPCA Guidance Document 4-01a 14 day holding time but was not reportable due to QC failures. Sample was reanalyzed 21 hours outside of recommended hold time. Reported results confirm data analyzed within holding time.
[2] The Total Hydrocarbon (THC) pattern is evenly distributed throughout the chromatogram (before and after toluene).

This report shall not be reproduced, except in full,
without the written consent of Pace Analytical Services, Inc..

Pace Analytical Services, Inc.
1700 Elm Street - Suite 200
Minneapolis, MN 55414
(612)607-1700

QUALIFIERS

Project: 60317420St. Louis Park Inv.
Pace Project No.: 10262342

SAMPLE QUALIFIERS

Sample: 10262342009
[1] Analysis occurred within the recommended MPCA Guidance Document 4-01a 14 day holding time but was not reportable due to QC failures. Sample was reanalyzed 15 hours outside of recommended hold time. Reported results confirm data analyzed within holding time.
[2] The Total Hydrocarbon (THC) pattern is evenly distributed throughout the chromatogram (before and after toluene).
Sample: 10262342010
[1] Analysis occurred within the recommended MPCA Guidance Document 4-01a 14 day holding time but was not reportable due to QC failures. Sample was reanalyzed 16 hours outside of recommended hold time. Reported results confirm data analyzed within holding time.
[2] The Total Hydrocarbon (THC) pattern is evenly distributed throughout the chromatogram (before and after toluene).
Sample: 10262342011
[1] The Total Hydrocarbon (THC) pattern occured in the second half of the chromatogram (after toluene).
Sample: 10262342012
[1] The Total Hydrocarbon (THC) pattern is evenly distributed throughout the chromatogram (before and after toluene).
Sample: 10262342013
[1] The Total Hydrocarbon (THC) pattern is evenly distributed throughout the chromatogram (before and after toluene).
Sample: 10262342014
[1] The Total Hydrocarbon (THC) pattern is evenly distributed throughout the chromatogram (before and after toluene).
Sample: 10262342015
[1] The Total Hydrocarbon (THC) pattern is evenly distributed throughout the chromatogram (before and after toluene).
Sample: 10262342016
[1] The Total Hydrocarbon (THC) pattern is evenly distributed throughout the chromatogram (before and after toluene).
Sample: 10262342017
[1] The Total Hydrocarbon (THC) pattern is evenly distributed throughout the chromatogram (before and after toluene).
Sample: 10262342018
[1] The Total Hydrocarbon (THC) pattern occured in the first half of the chromatogram (before toluene).
Sample: 10262342019
[1] The Total Hydrocarbon (THC) pattern is evenly distributed throughout the chromatogram (before and after toluene).
Sample: 10262342020
[1] The Total Hydrocarbon (THC) pattern is evenly distributed throughout the chromatogram (before and after toluene).
Sample: 10262342021
[1] The Total Hydrocarbon (THC) pattern is evenly distributed throughout the chromatogram (before and after toluene).
Sample: 10262342022
[1] The Total Hydrocarbon (THC) pattern is evenly distributed throughout the chromatogram (before and after toluene).
Sample: 10262342023
[1] The Total Hydrocarbon (THC) pattern is evenly distributed throughout the chromatogram (before and after toluene).
Sample: 10262342024
[1] The Total Hydrocarbon (THC) pattern is evenly distributed throughout the chromatogram (before and after toluene).
Sample: 10262342025
[1] The Total Hydrocarbon (THC) pattern is evenly distributed throughout the chromatogram (before and after toluene).
Sample: 10262342026
[1] The Total Hydrocarbon (THC) pattern is evenly distributed throughout the chromatogram (before and after toluene).

This report shall not be reproduced, except in full,
without the written consent of Pace Analytical Services, Inc..

Pace Analytical Services, Inc.
1700 Elm Street - Suite 200
Minneapolis, MN 55414
(612)607-1700

QUALIFIERS

Project: 60317420St. Louis Park Inv.
Pace Project No.: 10262342

SAMPLE QUALIFIERS

Sample: 10262342027
[1] Analysis occurred within the recommended MPCA Guidance Document 4-01a 14 day holding time but was not reportable due to QC failures. Sample was reanalyzed one day and 13 hours outside of recommended hold time. Reported results confirm data analyzed within holding time.
[2] The Total Hydrocarbon (THC) pattern is evenly distributed throughout the chromatogram (before and after toluene).
Sample: 10262342028
[1] The Total Hydrocarbon (THC) pattern is evenly distributed throughout the chromatogram (before and after toluene).
Sample: 10262342029
[1] The Total Hydrocarbon (THC) pattern is evenly distributed throughout the chromatogram (before and after toluene).
Sample: 10262342030
[1] The Total Hydrocarbon (THC) pattern is evenly distributed throughout the chromatogram (before and after toluene).
Sample: 10262342031
[1] The Total Hydrocarbon (THC) pattern is evenly distributed throughout the chromatogram (before and after toluene).
[2] Analysis occurred within the recommended MPCA Guidance Document 4-01a 14 day holding time but was not reportable due to QC failures. Sample was reanalyzed 23 hours outside of recommended hold time. Reported results confirm data analyzed within holding time.
Sample: 10262342032
[1] The Total Hydrocarbon (THC) pattern is evenly distributed throughout the chromatogram (before and after toluene).
Sample: 10262342033
[1] The Total Hydrocarbon (THC) pattern is evenly distributed throughout the chromatogram (before and after toluene).
Sample: 10262342034
[1] The Total Hydrocarbon (THC) pattern is evenly distributed throughout the chromatogram (before and after toluene).
Sample: 10262342035
[1] The Total Hydrocarbon (THC) pattern is evenly distributed throughout the chromatogram (before and after toluene).
Sample: 10262342036
[1] The Total Hydrocarbon (THC) pattern is evenly distributed throughout the chromatogram (before and after toluene).
Sample: 10262342037
[1] The Total Hydrocarbon (THC) pattern is evenly distributed throughout the chromatogram (before and after toluene).
Sample: 10262342038
[1] The Total Hydrocarbon (THC) pattern is evenly distributed throughout the chromatogram (before and after toluene).
Sample: 10262342039
[1] The Total Hydrocarbon (THC) pattern is evenly distributed throughout the chromatogram (before and after toluene).
Sample: 10262342040
[1] The Total Hydrocarbon (THC) pattern is evenly distributed throughout the chromatogram (before and after toluene).
Sample: 10262342041
[1] The Total Hydrocarbon (THC) pattern is evenly distributed throughout the chromatogram (before and after toluene).
Sample: 10262342042
[1] The Total Hydrocarbon (THC) pattern is evenly distributed throughout the chromatogram (before and after toluene).
Sample: 10262342043
[1] The Total Hydrocarbon (THC) pattern is evenly distributed throughout the chromatogram (before and after toluene).

ANALYTE QUALIFIERS

CH The continuing calibration for this compound is outside of Pace Analytical acceptance limits. The results may be biased high.

REPORT OF LABORATORY ANALYSIS

This report shall not be reproduced, except in full,
without the written consent of Pace Analytical Services, Inc..

Pace Analytical Services, Inc.
1700 Elm Street - Suite 200
Minneapolis, MN 55414
(612)607-1700

QUALIFIERS

Project: 60317420St. Louis Park Inv.
Pace Project No.: 10262342

ANALYTE QUALIFIERS

CL	The continuing calibration for this compound is outside of Pace Analytical acceptance limits. The results may be biased low.
E	Analyte concentration exceeded the calibration range. The reported result is estimated.
IS	The internal standard recovery associated with this result exceeds the lower control limit. The reported result should be considered an estimated value.
L0	Analyte recovery in the laboratory control sample (LCS) was outside QC limits.
R1	RPD value was outside control limits.

This report shall not be reproduced, except in full,
without the written consent of Pace Analytical Services, Inc..

Pace Analytical Services, Inc.
1700 Elm Street - Suite 200
Minneapolis, MN 55414
(612)607-1700

QUALITY CONTROL DATA CROSS REFERENCE TABLE

Project: 60317420St. Louis Park Inv.
Pace Project No.: 10262342

Lab ID	Sample ID	QC Batch Method	QC Batch	Analytical Method	Analytical Batch
10262342001	**VP-701**	TO-15	AIR/19921		
10262342002	**VP-702**	TO-15	AIR/19921		
10262342003	**VP-703**	TO-15	AIR/19921		
10262342004	**VP-704**	TO-15	AIR/19921		
10262342005	**VP-705**	TO-15	AIR/19921		
10262342006	**VP-706**	TO-15	AIR/19921		
10262342007	**VP-501**	TO-15	AIR/19921		
10262342008	**VP-502**	TO-15	AIR/19961		
10262342009	**VP-503**	TO-15	AIR/19961		
10262342010	**VP-504**	TO-15	AIR/19961		
10262342011	**VP-505**	TO-15	AIR/19963		
10262342012	**VP-506**	TO-15	AIR/19960		
10262342013	**VP-506A**	TO-15	AIR/19960		
10262342014	**VP-507**	TO-15	AIR/19960		
10262342015	**VP-508**	TO-15	AIR/19960		
10262342016	**VP-509**	TO-15	AIR/19960		
10262342017	**VP-510**	TO-15	AIR/19960		
10262342018	**VP-511**	TO-15	AIR/19960		
10262342019	**VP-613**	TO-15	AIR/19961		
10262342020	**VP-612**	TO-15	AIR/19961		
10262342021	**VP-611**	TO-15	AIR/19961		
10262342022	**VP-610**	TO-15	AIR/19961		
10262342023	**VP-609**	TO-15	AIR/19961		
10262342024	**VP-609A**	TO-15	AIR/19961		
10262342025	**VP-608**	TO-15	AIR/19961		
10262342026	**VP-607**	TO-15	AIR/19961		
10262342027	**VP-606**	TO-15	AIR/19985		
10262342028	**VP-605**	TO-15	AIR/19961		
10262342029	**VP-604**	TO-15	AIR/19961		
10262342030	**VP-603**	TO-15	AIR/19961		
10262342031	**VP-602**	TO-15	AIR/19977		
10262342032	**VP-601**	TO-15	AIR/19961		
10262342033	**VP-601A**	TO-15	AIR/19961		
10262342034	**VP-401**	TO-15	AIR/19961		
10262342035	**VP-402**	TO-15	AIR/19961		
10262342036	**VP-403**	TO-15	AIR/19961		
10262342037	**VP-408**	TO-15	AIR/19977		
10262342038	**VP-408A**	TO-15	AIR/19977		
10262342039	**VP-409**	TO-15	AIR/19977		
10262342040	**VP-407**	TO-15	AIR/19977		
10262342041	**VP-406**	TO-15	AIR/19977		
10262342042	**VP-405**	TO-15	AIR/19977		
10262342043	**VP-404**	TO-15	AIR/19977		

REPORT OF LABORATORY ANALYSIS

This report shall not be reproduced, except in full,
without the written consent of Pace Analytical Services, Inc..

10262342

Pace Analytical®
www.pacelabs.com

AIR: CHAIN-OF-CUSTODY / Analytical Request Document

The Chain-of-Custody is a LEGAL DOCUMENT. All relevant fields must be completed accurately.

12905

Page: 1 of 4

Section A Required Client Information:	Section B Required Project Information:	Section C Invoice Information:
Company: AECOM	Report To: Tony Coryell	Attention: same
Address: 800 LaSalle Ave.	Copy To:	Company Name:
Minneapolis, MN 55402		Address:
Email To: tony.coryell@aecom.com	Purchase Order No.:	Pace Quote Reference:
Phone: 612-376-3008 Fax:	Project Name: St. Louis Park Inv.	Pace Project Manager/Sales Rep. Carol Davy
Requested Due Date/TAT: Std	Project Number: 60317420	Pace Profile #:

Program: ☐ UST ☐ Superfund ☐ Emissions ☐ Clean Air Act ☐ Voluntary Clean Up ☐ Dry Clean ☐ RCRA ☐ Other____

Location of Sampling by State: MN

Reporting Units: ug/m³___ mg/m³___ PPBV___ PPMV___ Other___

Report Level: II.___ III.___ IV.___ Other____

Valid Media Codes

MEDIA	CODE
Tedlar Bag	TB
1 Liter Summa Can	1LC
6 Liter Summa Can	6LC
Low Volume Puff	LVP
High Volume Puff	HVP
Other	PM10

ITEM #	'Section D Required Client Information AIR SAMPLE ID (Sample IDs MUST BE UNIQUE)	MEDIA CODE	PID Reading (Client only)	COLLECTED COMPOSITE START END/GRAB DATE	COLLECTED COMPOSITE START END/GRAB TIME	COLLECTED COMPOSITE - DATE	COLLECTED COMPOSITE - TIME	Canister Pressure (Initial Field - psig)	Canister Pressure (Final Field - psig)	Summa Can Number	Flow Control Number	Method: PM10	3C: Fixed Gas (%)	TO-3	TO-3M (Methane)	TO-4 (PCBs)	TO-13 (PAH)	TO-14	TO-15	TO15 Short List*	Pace Lab ID
1	VP-701	1LC		3/31-14	1355			-25	-1	2064								X			001
2	VP-702				1344			-25	-1	2252											002
3	VP-703				1258			-25	-1	0899											003
4	VP-704				1249			-13	0	2265											004
5	VP-705				1243			-25	-1	0507											005
6	VP-706				1239			-22	-1	0546											006
7	VP-501				1523			-30	0	2479											007
8	VP-502			4-1-14	0955			-28	0	0889											008
9	VP-503				1015			-25	-1	2222											009
10	VP-504				1050			-25	0	2503											010
11	VP-505				1107			-25	0	1338											011
12	VP-506				1125			-28	0	1781											012

Comments :

RELINQUISHED BY / AFFILIATION	DATE	TIME	ACCEPTED BY / AFFILIATION	DATE	TIME
Ben Klaus / AECOM	4-3-14	1038	[signature] Pace	4-3-14	1038

SAMPLE CONDITIONS

	Y/N	Y/N	Y/N
	Y/N	Y/N	Y/N
	Y/N	Y/N	Y/N
	Y/N	Y/N	Y/N
Temp in °C	Received on Ice	Custody Sealed Cooler	Samples Intact

SAMPLER NAME AND SIGNATURE

PRINT Name of SAMPLER: Ben Klaus

SIGNATURE of SAMPLER: [signature] DATE Signed (MM / DD / YY): 4-3-14

ORIGINAL

10262342

Pace Analytical®
www.pacelabs.com

AIR: CHAIN-OF-CUSTODY / Analytical Request Document

The Chain-of-Custody is a LEGAL DOCUMENT. All relevant fields must be completed accurately.

12901

Page: 2 of 4

Section A Required Client Information:

Company: AECOM
Address: 800 LaSalle Ave
Minneapolis, MN 55402
Email To: tony.coryell@aecom.com
Phone: 612-376-2010 Fax:
Requested Due Date/TAT: STD

Section B Required Project Information:

Report To: Tony Coryell
Copy To:
Purchase Order No.:
Project Name: St. Louis Park Inv.
Project Number: 60318420

Section C Invoice Information:

Attention: Same
Company Name:
Address:
Pace Quote Reference:
Pace Project Manager/Sales Rep. Carol Davy
Pace Profile #:

Program: UST | Superfund | Emissions | Clean Air Act | Voluntary Clean Up | Dry Clean | RCRA | Other

Location of Sampling by State: MN

Reporting Units: ug/m³ | mg/m³ | PPBV | PPMV | Other

Report Level: II. | III. | IV. | Other

***Section D** Required Client Information

AIR SAMPLE ID
Sample IDs MUST BE UNIQUE

Valid Media Codes

MEDIA	CODE
Tedlar Bag	TB
1 Liter Summa Can	1LC
6 Liter Summa Can	6LC
Low Volume Puff	LVP
High Volume Puff	HVP
Other	PM10

ITEM #	AIR SAMPLE ID	MEDIA CODE	PID Reading (Client only)	COLLECTED COMPOSITE START END/GRAB DATE	COLLECTED COMPOSITE START END/GRAB TIME	COMPOSITE - DATE	COMPOSITE - TIME	Canister Pressure (Initial Field - psig)	Canister Pressure (Final Field - psig)	Summa Can Number	Flow Control Number	Method: PM10	3C. Fixed Gas (%)	TO-3	TO-3M (Methane)	TO-4 (PCBs)	TO-13 (PAH)	TO-14	TO-15	TO15 Short List*	Pace Lab ID
1	VP-506A	1LC		4-2-14	1128			-25	-1	1030									X		013
2	VP-507				1248			-25	-1	1143											014
3	VP-508				1330			-25	-1	2271											015
4	VP-509				1337			-25	0	2577											016
5	VP-510				1355			-30	-3	2079											017
6	VP-511				1413			-28	-1	1155											018
7	VP-613			4-2-14	1018			-28	0	2540											019
8	VP-612				1020			-25	0	2582											020
9	VP-611				1030			-25	0	2484											021
10	VP-610				1032			-28	0	1160											022
11	VP-609				1046			-28	-1	1187											023
12	VP-609A				1047			-15	-1	1158											024

Comments :

RELINQUISHED BY / AFFILIATION	DATE	TIME	ACCEPTED BY / AFFILIATION	DATE	TIME
Ben Klaus/AECOM	4-3-14	1638		4.3.14	16:38

SAMPLER NAME AND SIGNATURE

PRINT Name of SAMPLER: Ben Klaus

SIGNATURE of SAMPLER: [signature] DATE Signed (MM / DD / YY): 4-3-14

SAMPLE CONDITIONS

Temp in °C	Received on Ice Y/N	Custody Sealed Cooler Y/N	Samples Intact Y/N
	Y/N	Y/N	Y/N
	Y/N	Y/N	Y/N
	Y/N	Y/N	Y/N

ORIGINAL

10262342

Pace Analytical
www.pacelabs.com

AIR: CHAIN-OF-CUSTODY / Analytical Request Document

The Chain-of-Custody is a LEGAL DOCUMENT. All relevant fields must be completed accurately.

12902

Page: 3 of 4

Section A Required Client Information:

Company: AECOM
Address: 800 LaSalle Ave Suite 80[illegible]
Minneapolis, MN 55402
Email To: Tony.coryell@aecom.com
Phone: 612 376 3078 Fax:
Requested Due Date/TAT: STD

Section B Required Project Information:

Report To: Tony Coryell
Copy To:
Purchase Order No.:
Project Name: St. Louis Park Inv.
Project Number: 60317430

Section C Invoice Information:

Attention: Same
Company Name:
Address:
Pace Quote Reference:
Pace Project Manager/Sales Rep. Carol Dang
Pace Profile #:

Program: UST | Superfund | Emissions | Clean Air Act | Voluntary Clean Up | Dry Clean | RCRA | Other

Location of Sampling by State: MN

Reporting Units: ug/m³ ___ mg/m³ ___ PPBV ___ PPMV ___ Other ___

Report Level II.___ III.___ IV.___ Other ___

'Section D Required Client Information

AIR SAMPLE ID
Sample IDs MUST BE UNIQUE

Valid Media Codes

MEDIA	CODE
Tedlar Bag	TB
1 Liter Summa Can	1LC
6 Liter Summa Can	6LC
Low Volume Puff	LVP
High Volume Puff	HVP
Other	PM10

ITEM #	AIR SAMPLE ID	MEDIA CODE	PID Reading (Client only)	COLLECTED COMPOSITE START END/GRAB DATE	COLLECTED COMPOSITE START END/GRAB TIME	COMPOSITE - DATE	COMPOSITE - TIME	Canister Pressure (Initial Field - psig)	Canister Pressure (Final Field - psig)	Summa Can Number	Flow Control Number	Method: PM10	3C- Fixed Gas (%)	TO-3	TO-3M (Methane)	TO-4 (PCBs)	TO-13 (PAH)	TO-14	TO-15	TO15 Short List*	Pace Lab ID
1	VP-608			4-2-14	1108	-26	-1			1167								X			025
2	VP-607				1130	-25	-1			1106											026
3	VP-606				1126	-25	-1			2458											027
4	VP-605				1157	-25	-1			2261											028
5	VP-604				1135	-30	0			2401											029
6	VP-603				1207	-26	0			2517											030
7	VP-602				1212	-26	-1			2534											031
8	VP-601				1232	-30	0			1170											032
9	VP-601A				1234	-20	-1			2535											033
10	VP-401				1524			-20	0	0827											034
11	VP-402				1526			-25	0	1387											035
12	VP-403				1536			-25	-1	1342											036

Comments:

pressure readings were accidentally written in "Composite" columns.

RELINQUISHED BY / AFFILIATION	DATE	TIME	ACCEPTED BY / AFFILIATION	DATE	TIME
Ben Klaus / AECOM	4-3-14	1638	[signature] Kate	4-3-14	16:38

SAMPLER NAME AND SIGNATURE

PRINT Name of SAMPLER: Ben Klaus

SIGNATURE of SAMPLER: [signature]

DATE Signed (MM / DD / YY): 4-3-14

SAMPLE CONDITIONS

Temp in °C	Received on Ice	Custody Sealed Cooler	Samples Intact
	Y/N	Y/N	Y/N
	Y/N	Y/N	Y/N
	Y/N	Y/N	Y/N
	Y/N	Y/N	Y/N

ORIGINAL

Pace Analytical®
www.pacelabs.com

AIR: CHAIN-OF-CUSTODY / Analytical Request Document

The Chain-of-Custody is a LEGAL DOCUMENT. All relevant fields must be completed accurately.

12903

Page: 4 of 4

Section A Required Client Information:

Company: AECOM
Address: 800 LaSalle Ave Suite 500
Minneapolis, MN 55402
Email To: tony.coryell@aecom.com
Phone: 612-376-2085 Fax:
Requested Due Date/TAT: STD

Section B Required Project Information:

Report To: Tony Coryell
Copy To:
Purchase Order No.:
Project Name: St. Louis Park Inv.
Project Number: 60317490

Section C Invoice Information:

Attention: Same
Company Name:
Address:
Pace Quote Reference:
Pace Project Manager/Sales Rep. Carol Davy
Pace Profile #:

Program: UST | Superfund | Emissions | Clean Air Act | Voluntary Clean Up | Dry Clean | RCRA | Other

Location of Sampling by State: MN

Reporting Units: µg/m³ ___ mg/m³ ___ PPBV ___ PPMV ___ Other ___

Report Level II.___ III.___ IV.___ Other ___

*Section D Required Client Information

AIR SAMPLE ID
Sample IDs MUST BE UNIQUE

Valid Media Codes

MEDIA	CODE
Tedlar Bag	TB
1 Liter Summa Can	1LC
6 Liter Summa Can	6LC
Low Volume Puff	LVP
High Volume Puff	HVP
Other	PM10

ITEM #	*Section D Required Client Information / AIR SAMPLE ID	MEDIA CODE	PID Reading (Client only)	COLLECTED COMPOSITE START END/GRAB DATE	COLLECTED COMPOSITE START END/GRAB TIME	COLLECTED COMPOSITE - DATE	COLLECTED COMPOSITE - TIME	Canister Pressure (Initial Field - psig)	Canister Pressure (Final Field - psig)	Summa Can Number	Flow Control Number	Method: PM10	3C: Fixed Gas (%)	TO-3	TO-3M (Methane)	TO-4 (PCBs)	TO-13 (PAH)	TO-14	TO-15	TO15 Short List*	Pace Lab ID
1	VP-408	1LC		4-3-14	0910			-25	0	2450								X			037
2	VP-408A				0914			-25	-1	2588											038
3	VP-409				0927			-26	0	1092											039
4	VP-407				0950			-26	-1	1027											040
5	VP-406				1015			-26	0	2431											041
6	VP-405				1030			-25	0	1164											042
7	VP-404				1058			-26	-1	2219											043
8																					
9																					
10																					
11																					
12																					

Comments :

RELINQUISHED BY / AFFILIATION	DATE	TIME	ACCEPTED BY / AFFILIATION	DATE	TIME
Ben Klaus / AECOM	4-3-14	1638		4-3-14	16:38

SAMPLE CONDITIONS

Temp in °C	Received on Ice	Custody Sealed Cooler	Samples Intact
	Y/N	Y/N	Y/N
	Y/N	Y/N	Y/N
	Y/N	Y/N	Y/N
	Y/N	Y/N	Y/N

SAMPLER NAME AND SIGNATURE

PRINT Name of SAMPLER: Ben Klaus

SIGNATURE of SAMPLER: [signature] DATE Signed (MM / DD / YY): 4-3-14

ORIGINAL

Pace Analytical	Document Name: Air Sample Condition Upon Receipt	Document Revised: 26Dec2013 Page 1 of 1
	Document No.: F-MN-A-106-rev.09	Issuing Authority: Pace Minnesota Quality Office

Air Sample Condition Upon Receipt

Client Name: Aecom

Project #: WO#: 10262342

10262342

Courier: ☐ Fed Ex ☐ UPS ☐ USPS ☒ Client ☐ Commercial ☐ Pace ☐ Other:

Tracking Number:

Custody Seal on Cooler/Box Present? ☐ Yes ☒ No **Seals Intact?** ☐ Yes ☒ No

Optional: Proj. Due Date: Proj. Name:

Packing Material: ☐ Bubble Wrap ☐ Bubble Bags ☒ Foam ☐ None ☐ Other: **Temp Blank rec:** ☐ Yes ☒ No

Temp. (TO17 and TO13 samples only) (°C): **Corrected Temp (°C):** **Thermom. Used:** ☐ B88A912167504 ☐ B88A9132521491 ☐ 72337080 ☐ 80512447

Temp should be above freezing to 6°C **Correction Factor:** **Date & Initials of Person Examining Contents:** 4/4/14

Type of ice Received ☐ Blue ☐ Wet ☒ None

				Comments:
Chain of Custody Present?	☒ Yes	☐ No	☐ N/A	1.
Chain of Custody Filled Out?	☒ Yes	☐ No	☐ N/A	2.
Chain of Custody Relinquished?	☒ Yes	☐ No	☐ N/A	3.
Sampler Name and/or Signature on COC?	☒ Yes	☐ No	☐ N/A	4.
Samples Arrived within Hold Time?	☒ Yes	☐ No	☐ N/A	5.
Short Hold Time Analysis (<72 hr)?	☐ Yes	☒ No	☐ N/A	6.
Rush Turn Around Time Requested?	☐ Yes	☒ No	☐ N/A	7.
Sufficient Volume?	☒ Yes	☐ No	☐ N/A	8.
Correct Containers Used?	☒ Yes	☐ No	☐ N/A	9.
-Pace Containers Used?	☒ Yes	☐ No	☐ N/A	
Containers Intact?	☒ Yes	☐ No	☐ N/A	10.
Media: Air Can				11.
Sample Labels Match COC?	☒ Yes	☐ No	☐ N/A	12.

Samples Received:

Canisters		Flow Controllers		Stand Alone G	
Sample Number	Can ID	Sample Number	Can ID	Sample Number	Can ID
VP-701 / 2264	VP-505 / 1338	VP-611 / 2484	VP-602 / 2534	VP-406 / 2431	
VP-702 / 2252	VP-506 / 1781	VP-610 / 1162	VP-601 / 1170	VP-407 / 1164	
VP-703 / 0899	VP-506A / 1030	VP-609 / 1127	VP-601A / 2535	VP-404 / 2209	
VP-704 / 2265	VP-507 / 1143	VP-608A / 1158	VP-401 / 0827	unused / 2586	
VP-705 / 2507	VP-508 / 2271	VP-608 / 1167	VP-402 / 1337	unused / 1105	
VP-706 / 2546	VP-509 / 2577	VP-607 / 1106	VP-403 / 1340		
VP-501 / 2479	VP-510 / 2079	VP-606 / 2458	VP-408 / 2450		
VP-502 / 0889	VP-511 / 1155	VP-605 / 2261	VP-408A / 2588		
VP-503 / 2222	VP-613 / 2540	VP-604 / 2401	VP-409 / 1092		
VP-504 / 2503	VP-612 / 2582	VP-603 / 2517	VP-407 / 1027		

CLIENT NOTIFICATION/RESOLUTION

Field Data Required? ☐ Yes ☐ No

Person Contacted: Date/Time:

Comments/Resolution:

Project Manager Review: CAD **Date:** 4-4-14

Note: Whenever there is a discrepancy affecting North Carolina compliance samples, a copy of this form will be sent to the North Carolina DEHNR Certification Office (i.e out of hold, incorrect preservative, out of temp, incorrect containers)

Data File: \\192.168.10.12\chem\10air0.i\041014.b\10022.D
Report Date: 11-Apr-2014 14:56

Pace Analytical Services, Inc.

TENTATIVELY IDENTIFIED COMPOUNDS

Client Name:
Client SDG: 041014.b
Lab Smp Id: 10262342001
Operator : JAM
Sample Date:
Sample Location:
Sample Point:
Sample Matrix: AIR
Date Received:
Analysis Type: VOA
Level: LOW
Inj Date: 10-APR-2014 21:36

Number TICs found: 10

CONCENTRATION UNITS:
(ug/L or ug/KG) ppbv

	CAS NUMBER	COMPOUND NAME	RT	EST. CONC.	Q
1.		Unknown	3.355	1170	J
2.		Unknown	11.258	118	J
3.	1000309-19-	Sulfurous acid, 2-ethylhexy	11.891	145	NJ
4.	13475-82-6	Heptane, 2,2,4,6,6-pentamet	12.244	76.9	NJ
5.	62108-31-0	Heptane, 4-ethyl-2,2,6,6-te	12.350	292	NJ
6.	62238-14-6	Decane, 2,3,8-trimethyl-	12.654	545	NJ
7.		Unknown	13.274	433	J
8.	17301-30-3	Undecane, 3,8-dimethyl-	13.479	209	NJ
9.		Unknown	13.714	79.6	J
10.		Unknown	14.043	42.8	J

Data File: \\192.168.10.12\chem\10air0.i\041014.b\10022.D
Report Date: 11-Apr-2014 14:56

Pace Analytical Services, Inc.

TO15 Analysis (UNIX)

Data file : \\192.168.10.12\chem\10air0.i\041014.b\10022.D
Lab Smp Id: 10262342001
Inj Date : 10-APR-2014 21:36
Operator : JAM Inst ID: 10air0.i
Smp Info :
Misc Info : 19921
Comment : Volatile Organic COMPOUNDS in Air
Method : \\192.168.10.12\chem\10air0.i\041014.b\TO15_096-14.m
Meth Date : 10-Apr-2014 11:02 jmasterman Quant Type: ISTD
Cal Date : 06-APR-2014 19:42 Cal File: 09612.D
Als bottle: 22
Dil Factor: 1.74000
Integrator: HP RTE Compound Sublist: all.sub
Target Version: 4.14
Processing Host: VIRTUALXP-96992

Concentration Formula: Amt * DF * Uf * CpndVariable

Name	Value	Description
DF	1.740	Dilution Factor
Uf	1.000	ng unit correction factor
Cpnd Variable		Local Compound Variable

ISTD	RT	AREA	AMOUNT
* 43 1,4-Difluorobenzene	6.103	773769	10.000
* 61 Chlorobenzene - d5	9.192	823771	10.000

		CONCENTRATIONS			QUANT		
RT	AREA	ON-COL(ppbv)	FINAL(ppbv)	QUAL	LIBRARY	LIB ENTRY	CPND #
Unknown				CAS #:			
3.355	52171801	674.254762	1170	0		0	43
Unknown				CAS #:			
11.258	5566847	67.5776023	118	0		0	61
Sulfurous acid, 2-ethylhexyl isohexyl es				CAS #:	1000309-19-0		
11.891	6858860	83.2617285	145	72	NIST05.L	110487	61
Heptane, 2,2,4,6,6-pentamethyl-				CAS #:	13475-82-6		
12.244	3643005	44.2235164	76.9	78	NIST05.L	36470	61
Heptane, 4-ethyl-2,2,6,6-tetramethyl-				CAS #:	62108-31-0		
12.350	13825410	167.830739	292	72	NIST05.L	46172	61

Data File: \\192.168.10.12\chem\10air0.i\041014.b\10022.D
Report Date: 11-Apr-2014 14:56

		CONCENTRATIONS			QUANT		
RT	AREA	ON-COL(ppbv)	FINAL(ppbv)	QUAL	LIBRARY	LIB ENTRY	CPND #
Decane, 2,3,8-trimethyl-				CAS #: 62238-14-6			
12.654	25793941	313.120272	545	78	NIST05.L	46149	61
Unknown				CAS #:			
13.274	20514770	249.034854	433	0		0	61
Undecane, 3,8-dimethyl-				CAS #: 17301-30-3			
13.479	9895261	120.121498	209	72	NIST05.L	46122	61
Unknown				CAS #:			
13.714	3769978	45.7648809	79.6	0		0	61
Unknown				CAS #:			
14.043	2029099	24.6318297	42.8	0		0	61

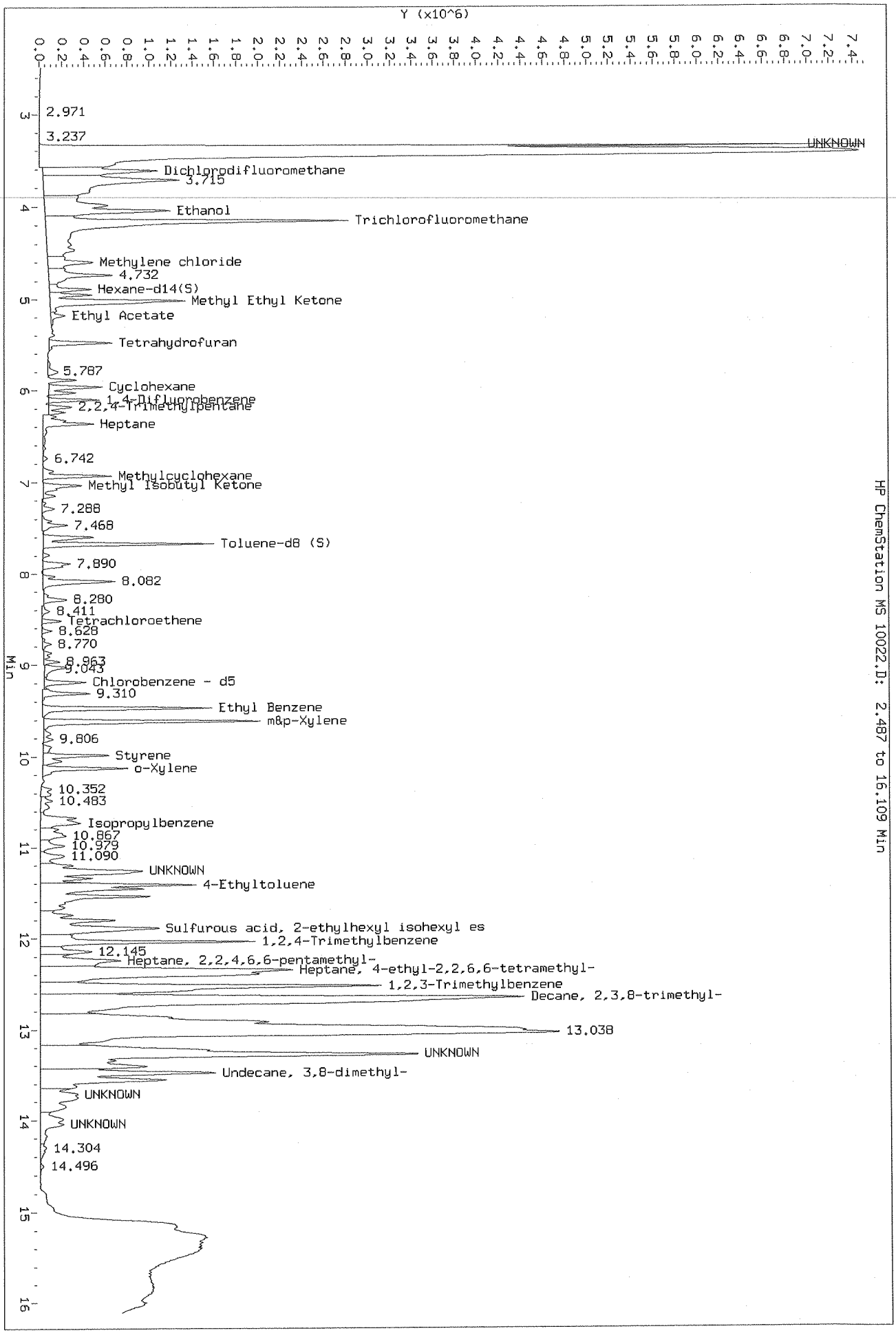
Data File: \\192.168.10.12\chem\10air0.i\041014.b\10022.D
Injection Date: 10-APR-2014 21:36
Instrument: 10air0.i
Client Sample ID:
Y (x10^6)
Min
HP ChemStation MS 10022.D: 2.487 to 16.109 Min
2.971
3.237
UNKNOWN
Dichlorodifluoromethane
3.715
Ethanol
Trichlorofluoromethane
Methylene chloride
4.732
Hexane-d14(S)
Methyl Ethyl Ketone
Ethyl Acetate
Tetrahydrofuran
5.787
Cyclohexane
1,4-Difluorobenzene
2,2,4-Trimethylpentane
Heptane
6.742
Methylcyclohexane
Methyl Isobutyl Ketone
7.288
7.468
Toluene-d8 (S)
7.890
8.082
8.280
8.411
Tetrachloroethene
8.628
8.770
8.963
9.043
Chlorobenzene - d5
9.310
Ethyl Benzene
m&p-Xylene
9.806
Styrene
o-Xylene
10.352
10.483
Isopropylbenzene
10.867
10.979
11.090
UNKNOWN
4-Ethyltoluene
Sulfurous acid, 2-ethylhexyl isohexyl es
1,2,4-Trimethylbenzene
12.145
Heptane, 2,2,4,6,6-pentamethyl-
Heptane, 4-ethyl-2,2,6,6-tetramethyl-
1,2,3-Trimethylbenzene
Decane, 2,3,8-trimethyl-
13.038
UNKNOWN
Undecane, 3,8-dimethyl-
UNKNOWN
UNKNOWN
14.304
14.496

Data File: \\192.168.10.12\chem\10air0.i\041014.b\10023.D
Report Date: 11-Apr-2014 14:57

Pace Analytical Services, Inc.

TENTATIVELY IDENTIFIED COMPOUNDS

Client Name:
Client SDG: 041014.b
Lab Smp Id: 10262342002
Operator : JAM
Sample Date:
Sample Location:
Sample Point:
Sample Matrix: AIR
Date Received:
Analysis Type: VOA
Level: LOW
Inj Date: 10-APR-2014 22:03

Number TICs found: 10

CONCENTRATION UNITS:
(ug/L or ug/KG) ppbv

	CAS NUMBER	COMPOUND NAME	RT	EST. CONC.	Q
1.	3728-54-9	Cyclohexane, 1-ethyl-2-meth	10.421	49.3	NJ
2.	1678-92-8	Cyclohexane, propyl-	10.849	68.9	NJ
3.	79-92-5	Camphene	11.345	200	NJ
4.	544-76-3	Hexadecane	11.903	196	NJ
5.		Unknown	12.151	60.0	J
6.	62238-14-6	Decane, 2,3,8-trimethyl-	12.666	346	NJ
7.		Unknown	13.274	306	J
8.	1000309-15-	Sulfurous acid, isohexyl 2-	13.473	146	NJ
9.		Unknown	13.739	89.7	J
10.		Unknown	14.049	44.1	J

Data File: \\192.168.10.12\chem\10air0.i\041014.b\10023.D
Report Date: 11-Apr-2014 14:57

Pace Analytical Services, Inc.

TO15 Analysis (UNIX)

Data file : \\192.168.10.12\chem\10air0.i\041014.b\10023.D
Lab Smp Id: 10262342002
Inj Date : 10-APR-2014 22:03
Operator : JAM Inst ID: 10air0.i
Smp Info :
Misc Info : 19921
Comment : Volatile Organic COMPOUNDS in Air
Method : \\192.168.10.12\chem\10air0.i\041014.b\TO15_096-14.m
Meth Date : 10-Apr-2014 11:02 jmasterman Quant Type: ISTD
Cal Date : 06-APR-2014 19:42 Cal File: 09612.D
Als bottle: 23
Dil Factor: 1.68000
Integrator: HP RTE Compound Sublist: all.sub
Target Version: 4.14
Processing Host: VIRTUALXP-96992

Concentration Formula: Amt * DF * Uf * CpndVariable

Name	Value	Description
DF	1.680	Dilution Factor
Uf	1.000	ng unit correction factor
Cpnd Variable		Local Compound Variable

ISTD	RT	AREA	AMOUNT
* 61 Chlorobenzene - d5	9.186	1234008	10.000

		CONCENTRATIONS			QUANT		
RT	AREA	ON-COL(ppbv)	FINAL(ppbv)	QUAL	LIBRARY	LIB ENTRY	CPND #
Cyclohexane, 1-ethyl-2-methyl-				CAS #: 3728-54-9			
10.421	3621313	29.3459389	49.3	74	NIST05.L	11246	61
Cyclohexane, propyl-				CAS #: 1678-92-8			
10.849	5062184	41.0222817	68.9	93	NIST05.L	11180	61
Camphene				CAS #: 79-92-5			
11.345	14728659	119.356234	200	97	NIST05.L	15160	61
Hexadecane				CAS #: 544-76-3			
11.903	14428848	116.926668	196	72	NIST05.L	76092	61
Unknown				CAS #:			
12.151	4406080	35.7054340	60.0	0		0	61
Decane, 2,3,8-trimethyl-				CAS #: 62238-14-6			
12.666	25455196	206.280587	346	78	NIST05.L	46149	61

Data File: \\192.168.10.12\chem\10air0.i\041014.b\10023.D
Report Date: 11-Apr-2014 14:57

		CONCENTRATIONS			QUANT		
RT	AREA	ON-COL(ppbv)	FINAL(ppbv)	QUAL	LIBRARY	LIB ENTRY	CPND #
Unknown				CAS #:			
13.274	22462860	182.031677	306	0		0	61
Sulfurous acid, isohexyl 2-pentyl ester				CAS #: 1000309-15-5			
13.473	10728832	86.9429492	146	80	NIST05.L	82081	61
Unknown				CAS #:			
13.739	6588719	53.3928264	89.7	0		0	61
Unknown				CAS #:			
14.049	3237586	26.2363389	44.1	0		0	61

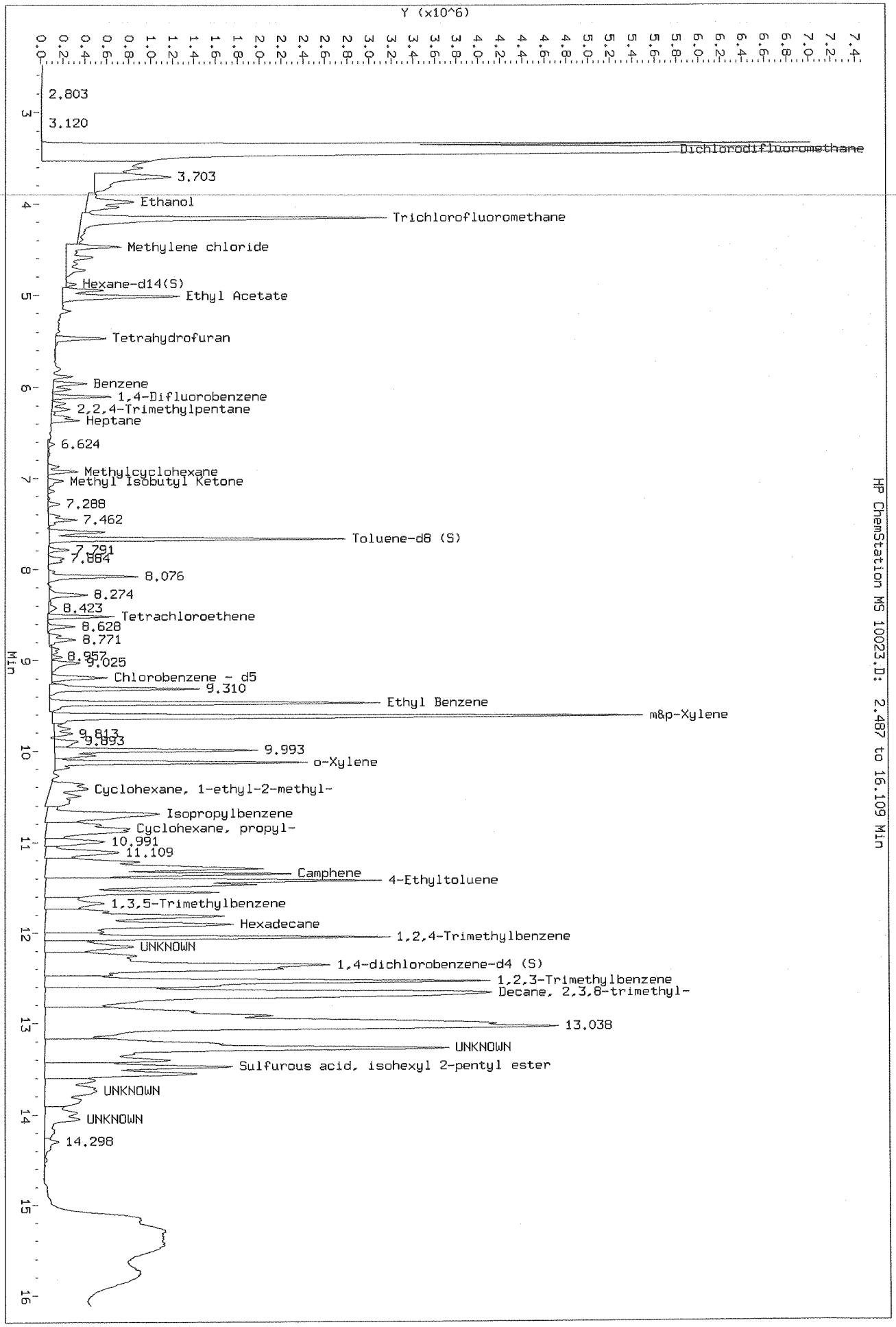
Data File: \\192.168.10.12\chem\10air0.i\041014.b\10023.D
Injection Date: 10-APR-2014 22:03
Instrument: 10air0.i
Client Sample ID:
Y (x10^6)
HP ChemStation MS 10023.D: 2.487 to 16.109 Min
Min
2.803
3.120
Dichlorodifluoromethane
3.703
Ethanol
Trichlorofluoromethane
Methylene chloride
Hexane-d14(S)
Ethyl Acetate
Tetrahydrofuran
Benzene
1,4-Difluorobenzene
2,2,4-Trimethylpentane
Heptane
6.624
Methylcyclohexane
Methyl Isobutyl Ketone
7.288
7.462
Toluene-d8 (S)
7.791
7.884
8.076
8.274
8.423
Tetrachloroethene
8.628
8.771
8.957
9.025
Chlorobenzene - d5
9.310
Ethyl Benzene
m&p-Xylene
9.813
9.893
9.993
o-Xylene
Cyclohexane, 1-ethyl-2-methyl-
Isopropylbenzene
Cyclohexane, propyl-
10.991
11.109
Camphene
4-Ethyltoluene
1,3,5-Trimethylbenzene
Hexadecane
1,2,4-Trimethylbenzene
UNKNOWN
1,4-dichlorobenzene-d4 (S)
1,2,3-Trimethylbenzene
Decane, 2,3,8-trimethyl-
13.038
UNKNOWN
Sulfurous acid, isohexyl 2-pentyl ester
UNKNOWN
UNKNOWN
14.298

Data File: \\192.168.10.12\chem\10air0.i\041014.b\10024.D
Report Date: 11-Apr-2014 14:57

Pace Analytical Services, Inc.

TENTATIVELY IDENTIFIED COMPOUNDS

Client Name:
Client SDG: 041014.b
Lab Smp Id: 10262342003
Operator : JAM
Sample Date:
Sample Location:
Sample Point:
Sample Matrix: AIR
Date Received:
Analysis Type: VOA
Level: LOW
Inj Date: 10-APR-2014 22:30

Number TICs found: 10

CONCENTRATION UNITS:
(ug/L or ug/KG) ppbv

	CAS NUMBER	COMPOUND NAME	RT	EST. CONC.	Q
1.	111-84-2	Nonane	9.999	74.3	NJ
2.	1678-92-8	Cyclohexane, propyl-	10.855	56.8	NJ
3.	79-92-5	Camphene	11.357	214	NJ
4.	622-96-8	Benzene, 1-ethyl-4-methyl-	11.822	72.9	NJ
5.	124-18-5	Decane	11.915	78.0	NJ
6.		Unknown	12.672	173	J
7.	2051-33-4	1-Hexanol, 5-methyl-2-(1-me	13.268	186	NJ
8.		Unknown	13.472	112	J
9.		Unknown	13.838	80.6	J
10.	1000152-47-	trans-Decalin, 2-methyl-	14.291	51.4	NJ

Data File: \\192.168.10.12\chem\10air0.i\041014.b\10024.D
Report Date: 11-Apr-2014 14:57

Pace Analytical Services, Inc.

TO15 Analysis (UNIX)

Data file : \\192.168.10.12\chem\10air0.i\041014.b\10024.D
Lab Smp Id: 10262342003
Inj Date : 10-APR-2014 22:30
Operator : JAM Inst ID: 10air0.i
Smp Info :
Misc Info : 19921
Comment : Volatile Organic COMPOUNDS in Air
Method : \\192.168.10.12\chem\10air0.i\041014.b\TO15_096-14.m
Meth Date : 10-Apr-2014 11:02 jmasterman Quant Type: ISTD
Cal Date : 06-APR-2014 19:42 Cal File: 09612.D
Als bottle: 24
Dil Factor: 1.68000
Integrator: HP RTE Compound Sublist: all.sub
Target Version: 4.14
Processing Host: VIRTUALXP-96992

Concentration Formula: Amt * DF * Uf * CpndVariable

Name	Value	Description
DF	1.680	Dilution Factor
Uf	1.000	ng unit correction factor
Cpnd Variable		Local Compound Variable

ISTD	RT	AREA	AMOUNT
* 61 Chlorobenzene - d5	9.192	1330454	10.000

		CONCENTRATIONS			QUANT		
RT	AREA	ON-COL(ppbv)	FINAL(ppbv)	QUAL	LIBRARY	LIB ENTRY	CPND #
Nonane				CAS #: 111-84-2			
9.999	5886834	44.2467902	74.3	81	NIST05.L	12268	61
Cyclohexane, propyl-				CAS #: 1678-92-8			
10.855	4502078	33.8386492	56.8	81	NIST05.L	11180	61
Camphene				CAS #: 79-92-5			
11.357	16945607	127.367061	214	96	NIST05.L	15160	61
Benzene, 1-ethyl-4-methyl-				CAS #: 622-96-8			
11.822	5773903	43.3979735	72.9	76	NIST05.L	9137	61
Decane				CAS #: 124-18-5			
11.915	6177283	46.4298703	78.0	87	NIST05.L	18486	61
Unknown				CAS #:			
12.672	13737631	103.255177	173	0		0	61

Data File: \\192.168.10.12\chem\10air0.i\041014.b\10024.D
Report Date: 11-Apr-2014 14:57

		CONCENTRATIONS			QUANT		
RT	AREA	ON-COL(ppbv)	FINAL(ppbv)	QUAL	LIBRARY	LIB ENTRY	CPND #
1-Hexanol, 5-methyl-2-(1-methylethyl)-				CAS #: 2051-33-4			
13.268	14754815	110.900571	186	78	NIST05.L	28408	61
Unknown				CAS #:			
13.472	8866298	66.6411240	112	0		0	61
Unknown				CAS #:			
13.838	6383755	47.9817647	80.6	0		0	61
trans-Decalin, 2-methyl-				CAS #: 1000152-47-3			
14.291	4070023	30.5912286	51.4	91	NIST05.L	24396	61

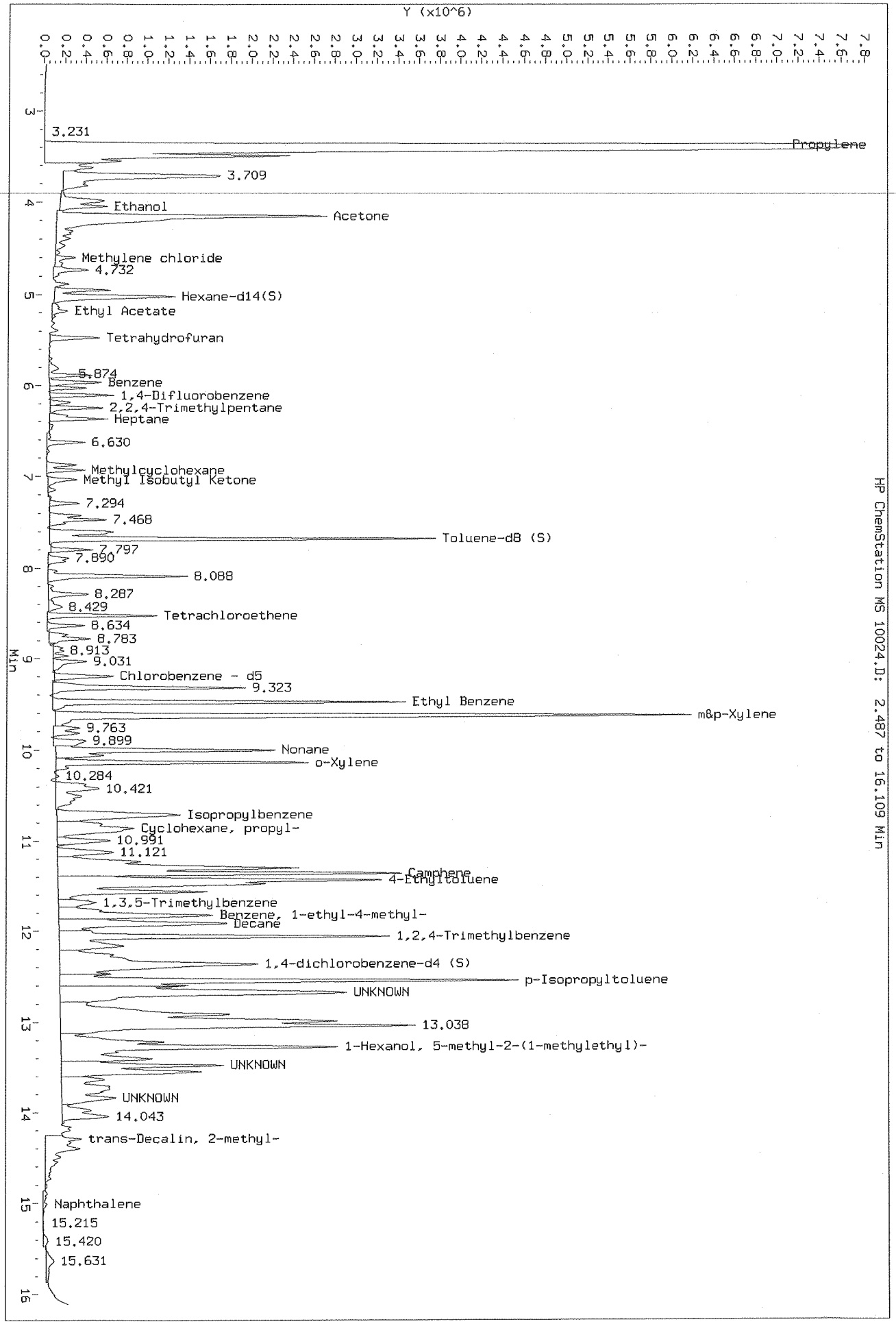
Data File: \\192.168.10.12\chem\10air0.i\041014.b\10024.D
Injection Date: 10-APR-2014 22:30
Instrument: 10air0.i
Client Sample ID:
HP ChemStation MS 10024.D: 2.487 to 16.109 Min
Y (x10^6)
Min
3.231
Propylene
3.709
Ethanol
Acetone
Methylene chloride
4.732
Hexane-d14(S)
Ethyl Acetate
Tetrahydrofuran
5.874
Benzene
1,4-Difluorobenzene
2,2,4-Trimethylpentane
Heptane
6.630
Methylcyclohexane
Methyl Isobutyl Ketone
7.294
7.468
Toluene-d8 (S)
7.797
7.890
8.088
8.287
8.429
Tetrachloroethene
8.634
8.783
8.913
9.031
Chlorobenzene - d5
9.323
Ethyl Benzene
m&p-Xylene
9.763
9.899
Nonane
o-Xylene
10.284
10.421
Isopropylbenzene
Cyclohexane, propyl-
10.991
11.121
Camphene
4-Ethyltoluene
1,3,5-Trimethylbenzene
Benzene, 1-ethyl-4-methyl-
Decane
1,2,4-Trimethylbenzene
1,4-dichlorobenzene-d4 (S)
p-Isopropyltoluene
UNKNOWN
13.038
1-Hexanol, 5-methyl-2-(1-methylethyl)-
UNKNOWN
UNKNOWN
14.043
trans-Decalin, 2-methyl-
Naphthalene
15.215
15.420
15.631

Data File: \\192.168.10.12\chem\10air0.i\041014.b\10025.D
Report Date: 11-Apr-2014 14:58

Pace Analytical Services, Inc.

TENTATIVELY IDENTIFIED COMPOUNDS

Client Name:
Client SDG: 041014.b
Lab Smp Id: 10262342004
Operator : JAM
Sample Date:
Sample Location:
Sample Point:
Sample Matrix: AIR
Date Received:
Analysis Type: VOA
Level: LOW
Inj Date: 10-APR-2014 22:56

Number TICs found: 10

CONCENTRATION UNITS:
(ug/L or ug/KG) ppbv

	CAS NUMBER	COMPOUND NAME	RT	EST. CONC.	Q
1.	541-05-9	Cyclotrisiloxane, hexamethy	8.280	27.4	NJ
2.		Unknown	9.310	33.1	J
3.	111-84-2	Nonane	9.992	44.6	NJ
4.	79-92-5	Camphene	11.345	96.4	NJ
5.		Unknown	11.897	69.3	J
6.	62238-14-6	Decane, 2,3,8-trimethyl-	12.654	268	NJ
7.		Unknown	13.274	204	J
8.		Unknown	13.472	104	J
9.		Unknown	13.751	42.3	J
10.		Unknown	15.445	85.3	J

Data File: \\192.168.10.12\chem\10air0.i\041014.b\10025.D
Report Date: 11-Apr-2014 14:58

Pace Analytical Services, Inc.

TO15 Analysis (UNIX)

Data file : \\192.168.10.12\chem\10air0.i\041014.b\10025.D
Lab Smp Id: 10262342004
Inj Date : 10-APR-2014 22:56
Operator : JAM Inst ID: 10air0.i
Smp Info :
Misc Info : 19921
Comment : Volatile Organic COMPOUNDS in Air
Method : \\192.168.10.12\chem\10air0.i\041014.b\TO15_096-14.m
Meth Date : 10-Apr-2014 11:02 jmasterman Quant Type: ISTD
Cal Date : 06-APR-2014 19:42 Cal File: 09612.D
Als bottle: 25
Dil Factor: 1.68000
Integrator: HP RTE Compound Sublist: all.sub
Target Version: 4.14
Processing Host: VIRTUALXP-96992

Concentration Formula: Amt * DF * Uf * CpndVariable

Name	Value	Description
DF	1.680	Dilution Factor
Uf	1.000	ng unit correction factor
Cpnd Variable		Local Compound Variable

ISTD	RT	AREA	AMOUNT
* 61 Chlorobenzene - d5	9.186	1055178	10.000

		CONCENTRATIONS			QUANT		
RT	AREA	ON-COL(ppbv)	FINAL(ppbv)	QUAL	LIBRARY	LIB ENTRY	CPND #
Cyclotrisiloxane, hexamethyl-				CAS #: 541-05-9			
8.280	1720093	16.3014357	27.4	86	NIST05.L	73121	61
Unknown				CAS #:			
9.310	2079683	19.7092892	33.1	0		0	61
Nonane				CAS #: 111-84-2			
9.992	2803059	26.5647708	44.6	87	NIST05.L	12268	61
Camphene				CAS #: 79-92-5			
11.345	6058237	57.4143108	96.4	96	NIST05.L	15160	61
Unknown				CAS #:			
11.897	4353463	41.2580514	69.3	0		0	61
Decane, 2,3,8-trimethyl-				CAS #: 62238-14-6			
12.654	16805094	159.262975	268	78	NIST05.L	46149	61

Data File: \\192.168.10.12\chem\10air0.i\041014.b\10025.D
Report Date: 11-Apr-2014 14:58

		CONCENTRATIONS			QUANT		
RT	AREA	ON-COL(ppbv)	FINAL(ppbv)	QUAL	LIBRARY	LIB ENTRY	CPND #
Unknown				CAS #:			
13.274	12828141	121.573132	204	0		0	61
Unknown				CAS #:			
13.472	6559951	62.1690826	104	0		0	61
Unknown				CAS #:			
13.751	2655875	25.1698964	42.3	0		0	61
Unknown				CAS #:			
15.445	5358710	50.7848476	85.3	0		0	61

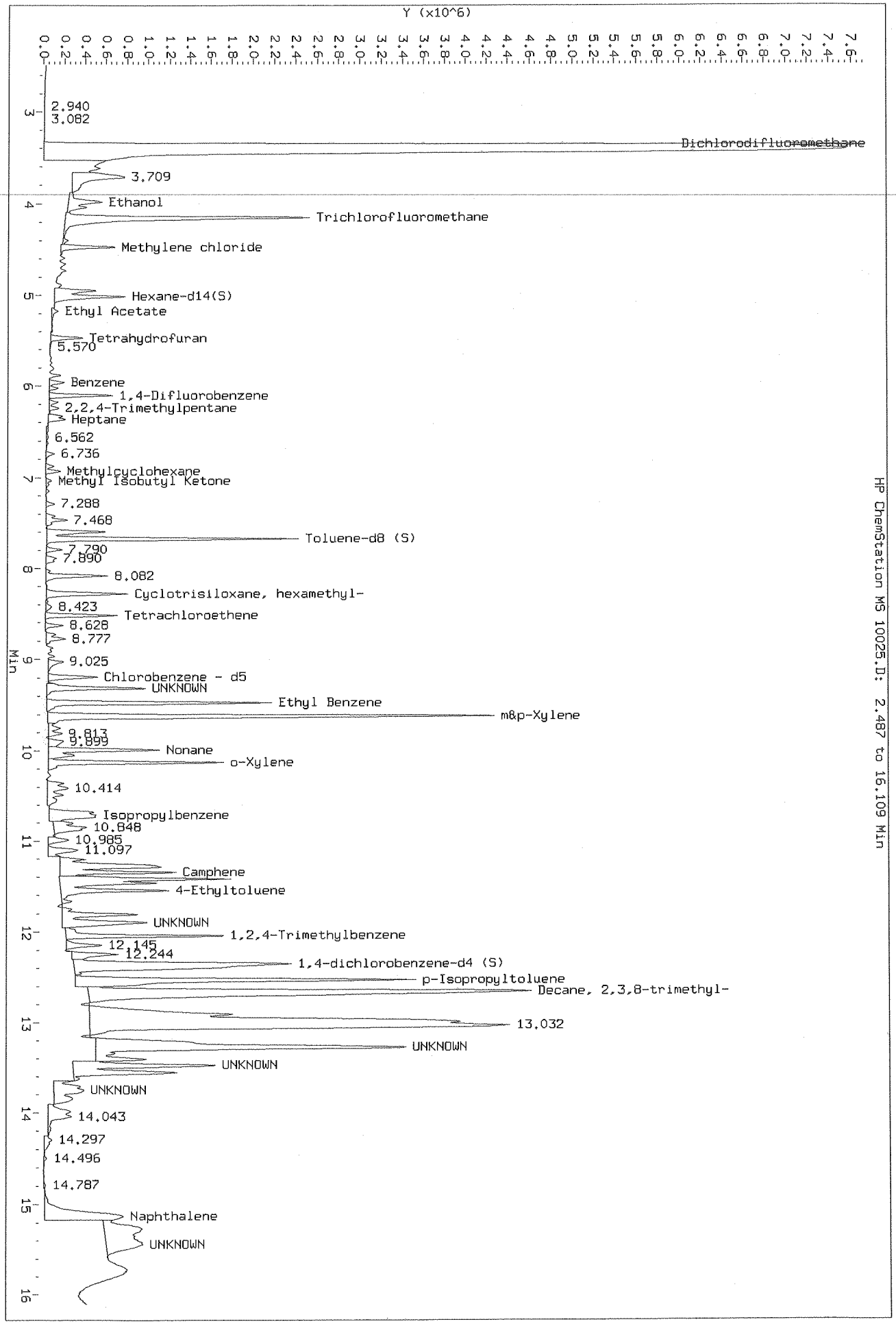
Data File: \\192.168.10.12\chem\10air0.i\041014.b\10025.D
Injection Date: 10-APR-2014 22:56
Instrument: 10air0.i
Client Sample ID:
HP ChemStation MS 10025.D: 2.487 to 16.109 Min
Y (x10^6)
Min
2.940
3.082
Dichlorodifluoromethane
3.709
Ethanol
Trichlorofluoromethane
Methylene chloride
Hexane-d14(S)
Ethyl Acetate
Tetrahydrofuran
5.570
Benzene
1,4-Difluorobenzene
2,2,4-Trimethylpentane
Heptane
6.562
6.736
Methylcyclohexane
Methyl Isobutyl Ketone
7.288
7.468
Toluene-d8 (S)
7.790
7.890
8.082
Cyclotrisiloxane, hexamethyl-
8.423
Tetrachloroethene
8.628
8.777
9.025
Chlorobenzene - d5
UNKNOWN
Ethyl Benzene
m&p-Xylene
9.813
9.899
Nonane
o-Xylene
10.414
Isopropylbenzene
10.848
10.985
11.097
Camphene
4-Ethyltoluene
UNKNOWN
1,2,4-Trimethylbenzene
12.145
12.244
1,4-dichlorobenzene-d4 (S)
p-Isopropyltoluene
Decane, 2,3,8-trimethyl-
13.032
UNKNOWN
UNKNOWN
UNKNOWN
14.043
14.297
14.496
14.787
Naphthalene
UNKNOWN

Data File: \\192.168.10.12\chem\10air0.i\041014.b\10026.D
Report Date: 11-Apr-2014 14:58

Pace Analytical Services, Inc.

TENTATIVELY IDENTIFIED COMPOUNDS

Client Name:
Client SDG: 041014.b
Lab Smp Id: 10262342005
Operator : JAM
Sample Date:
Sample Location:
Sample Point:
Sample Matrix: AIR
Date Received:
Analysis Type: VOA
Level: LOW
Inj Date: 10-APR-2014 23:23

Number TICs found: 10

CONCENTRATION UNITS:
(ug/L or ug/KG) ppbv

	CAS NUMBER	COMPOUND NAME	RT	EST. CONC.	Q
1.	541-05-9	Cyclotrisiloxane, hexamethy	8.281	45.7	NJ
2.		Unknown	9.310	24.2	J
3.	111-84-2	Nonane	9.986	36.6	NJ
4.	62238-14-6	Decane, 2,3,8-trimethyl-	12.647	230	NJ
5.		Unknown	13.268	302	J
6.	1000309-15-	Sulfurous acid, isohexyl 2-	13.472	165	NJ
7.	7206-13-5	2-Dodecene, (E)-	13.776	89.1	NJ
8.		Unknown	14.043	31.1	J
9.	2958-75-0	1-Methyldecahydronaphthalen	14.291	34.2	NJ
10.	62237-97-2	Decane, 2,2,6-trimethyl-	15.656	48.0	NJ

Data File: \\192.168.10.12\chem\10air0.i\041014.b\10026.D
Report Date: 11-Apr-2014 14:58

Pace Analytical Services, Inc.

TO15 Analysis (UNIX)

Data file : \\192.168.10.12\chem\10air0.i\041014.b\10026.D
Lab Smp Id: 10262342005
Inj Date : 10-APR-2014 23:23
Operator : JAM Inst ID: 10air0.i
Smp Info :
Misc Info : 19921
Comment : Volatile Organic COMPOUNDS in Air
Method : \\192.168.10.12\chem\10air0.i\041014.b\TO15_096-14.m
Meth Date : 10-Apr-2014 11:02 jmasterman Quant Type: ISTD
Cal Date : 06-APR-2014 19:42 Cal File: 09612.D
Als bottle: 26
Dil Factor: 1.68000
Integrator: HP RTE Compound Sublist: all.sub
Target Version: 4.14
Processing Host: VIRTUALXP-96992

Concentration Formula: Amt * DF * Uf * CpndVariable

Name	Value	Description
DF	1.680	Dilution Factor
Uf	1.000	ng unit correction factor
Cpnd Variable		Local Compound Variable

ISTD	RT	AREA	AMOUNT
* 61 Chlorobenzene - d5	9.192	957918	10.000

		CONCENTRATIONS			QUANT		
RT	AREA	ON-COL(ppbv)	FINAL(ppbv)	QUAL	LIBRARY	LIB ENTRY	CPND #
Cyclotrisiloxane, hexamethyl-				CAS #: 541-05-9			
8.281	2604747	27.1917396	45.7	91	NIST05.L	73123	61
Unknown				CAS #:			
9.310	1378815	14.3938665	24.2	0		0	61
Nonane				CAS #: 111-84-2			
9.986	2088113	21.7984379	36.6	93	NIST05.L	12268	61
Decane, 2,3,8-trimethyl-				CAS #: 62238-14-6			
12.647	13141610	137.189236	230	78	NIST05.L	46149	61
Unknown				CAS #:			
13.268	17223399	179.800275	302	0		0	61
Sulfurous acid, isohexyl 2-pentyl ester				CAS #: 1000309-15-5			
13.472	9397548	98.1038434	165	72	NIST05.L	82081	61

Data File: \\192.168.10.12\chem\10air0.i\041014.b\10026.D
Report Date: 11-Apr-2014 14:58

		CONCENTRATIONS			QUANT		
RT	AREA	ON-COL(ppbv)	FINAL(ppbv)	QUAL	LIBRARY	LIB ENTRY	CPND #
2-Dodecene, (E)-				CAS #: 7206-13-5			
13.776	5080241	53.0341670	89.1	76	NIST05.L	34970	61
Unknown				CAS #:			
14.043	1772289	18.5014559	31.1	0		0	61
1-Methyldecahydronaphthalene				CAS #: 2958-75-0			
14.291	1950744	20.3644115	34.2	83	NIST05.L	24403	61
Decane, 2,2,6-trimethyl-				CAS #: 62237-97-2			
15.656	2734878	28.5502218	48.0	72	NIST05.L	46154	61

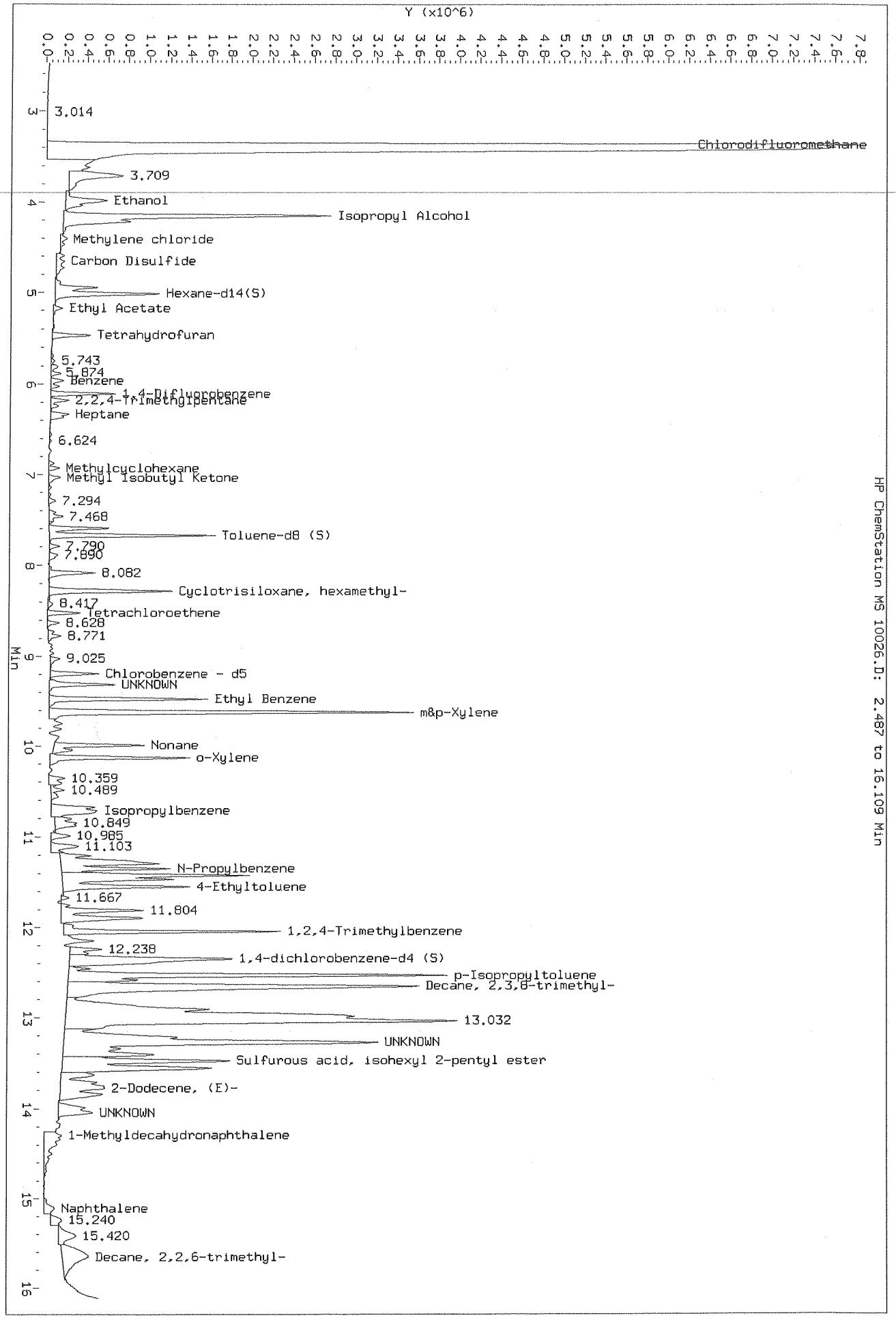

Data File: \\192.168.10.12\chem\10air0.i\041014.b\10026.D
Injection Date: 10-APR-2014 23:23
Instrument: 10air0.i
Client Sample ID:

HP ChemStation MS 10026.D: 2.487 to 16.109 Min

Data File: \\192.168.10.12\chem\10air0.i\041014.b\10027.D
Report Date: 11-Apr-2014 14:58

Pace Analytical Services, Inc.

TENTATIVELY IDENTIFIED COMPOUNDS

Client Name:
Client SDG: 041014.b
Lab Smp Id: 10262342006
Operator : JAM
Sample Date:
Sample Location:
Sample Point:
Sample Matrix: AIR
Date Received:
Analysis Type: VOA
Level: LOW
Inj Date: 10-APR-2014 23:50

Number TICs found: 10

CONCENTRATION UNITS:
(ug/L or ug/KG) ppbv

	CAS NUMBER	COMPOUND NAME	RT	EST. CONC.	Q
1.	111-65-9	Octane	8.082	23.3	NJ
2.		Unknown	9.310	34.9	J
3.	3728-55-0	1-Ethyl-3-methylcyclohexane	10.414	24.8	NJ
4.	79-92-5	Camphene	11.345	87.2	NJ
5.		Unknown	11.810	59.6	J
6.	1000309-34-	Oxalic acid, 6-ethyloct-3-y	12.641	91.5	NJ
7.		Unknown	13.255	83.2	J
8.		Unknown	13.460	59.3	J
9.		Unknown	14.024	35.2	J
10.	2051-30-1	Octane, 2,6-dimethyl-	14.397	51.6	NJ

Data File: \\192.168.10.12\chem\10air0.i\041014.b\10027.D
Report Date: 11-Apr-2014 14:58

Pace Analytical Services, Inc.

TO15 Analysis (UNIX)

Data file : \\192.168.10.12\chem\10air0.i\041014.b\10027.D
Lab Smp Id: 10262342006
Inj Date : 10-APR-2014 23:50
Operator : JAM Inst ID: 10air0.i
Smp Info :
Misc Info : 19921
Comment : Volatile Organic COMPOUNDS in Air
Method : \\192.168.10.12\chem\10air0.i\041014.b\TO15_096-14.m
Meth Date : 10-Apr-2014 11:02 jmasterman Quant Type: ISTD
Cal Date : 06-APR-2014 19:42 Cal File: 09612.D
Als bottle: 27
Dil Factor: 1.68000
Integrator: HP RTE Compound Sublist: all.sub
Target Version: 4.14
Processing Host: VIRTUALXP-96992

Concentration Formula: Amt * DF * Uf * CpndVariable

Name	Value	Description
DF	1.680	Dilution Factor
Uf	1.000	ng unit correction factor
Cpnd Variable		Local Compound Variable

ISTD	RT	AREA	AMOUNT
* 61 Chlorobenzene - d5	9.186	1124644	10.000

		CONCENTRATIONS			QUANT		
RT	AREA	ON-COL(ppbv)	FINAL(ppbv)	QUAL	LIBRARY	LIB ENTRY	CPND #
Octane				CAS #: 111-65-9			
8.082	1558845	13.8607866	23.3	80	NIST05.L	7420	61
Unknown				CAS #:			
9.310	2338861	20.7964550	34.9	0		0	61
1-Ethyl-3-methylcyclohexane (c,t)				CAS #: 3728-55-0			
10.414	1664080	14.7965022	24.8	93	NIST05.L	11255	61
Camphene				CAS #: 79-92-5			
11.345	5836948	51.9003980	87.2	96	NIST05.L	15160	61
Unknown				CAS #:			
11.810	3987808	35.4583934	59.6	0		0	61
Oxalic acid, 6-ethyloct-3-yl heptyl este				CAS #: 1000309-34-5			
12.641	6124957	54.4612836	91.5	72	NIST05.L	141299	61

Data File: \\192.168.10.12\chem\10air0.i\041014.b\10027.D
Report Date: 11-Apr-2014 14:58

		CONCENTRATIONS			QUANT		
RT	AREA	ON-COL(ppbv)	FINAL(ppbv)	QUAL	LIBRARY	LIB ENTRY	CPND #
Unknown				CAS #:			
13.255	5569628	49.5234631	83.2	0		0	61
Unknown				CAS #:			
13.460	3972794	35.3248915	59.3	0		0	61
Unknown				CAS #:			
14.024	2359592	20.9807896	35.2	0		0	61
Octane, 2,6-dimethyl-				CAS #: 2051-30-1			
14.397	3451872	30.6930140	51.6	80	NIST05.L	18510	61

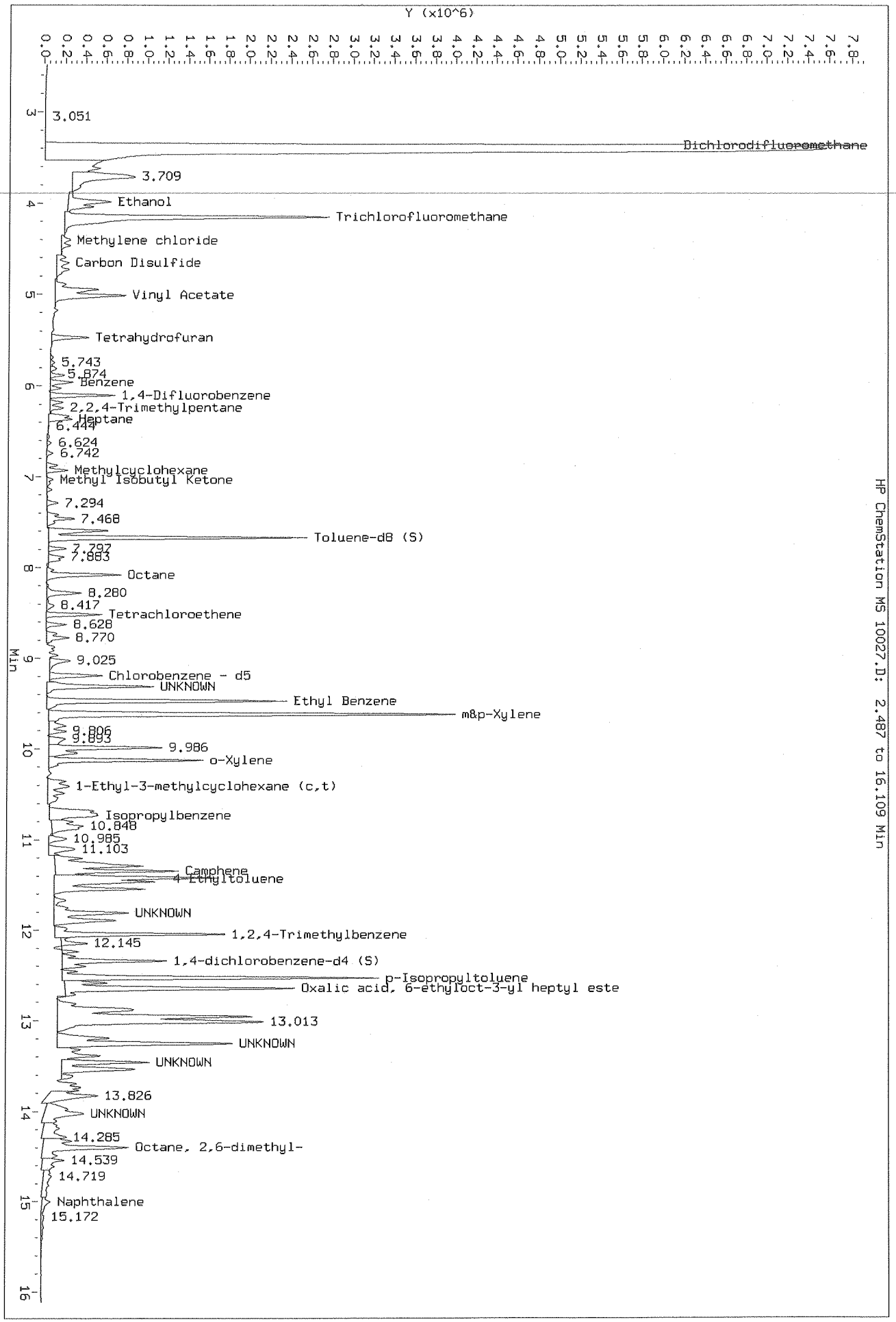
Y (x10^6)
Min
3.051
Dichlorodifluoromethane
3.709
Ethanol
Trichlorofluoromethane
Methylene chloride
Carbon Disulfide
Vinyl Acetate
Tetrahydrofuran
5.743
5.874
Benzene
1,4-Difluorobenzene
2,2,4-Trimethylpentane
Heptane
6.444
6.624
6.742
Methylcyclohexane
Methyl Isobutyl Ketone
7.294
7.468
Toluene-d8 (S)
7.797
7.883
Octane
8.280
8.417
Tetrachloroethene
8.628
8.770
9.025
Chlorobenzene - d5
UNKNOWN
Ethyl Benzene
m&p-Xylene
9.806
9.893
9.986
o-Xylene
1-Ethyl-3-methylcyclohexane (c,t)
Isopropylbenzene
10.848
10.985
11.103
Camphene
4-Ethyltoluene
UNKNOWN
1,2,4-Trimethylbenzene
12.145
1,4-dichlorobenzene-d4 (S)
p-Isopropyltoluene
Oxalic acid, 6-ethyloct-3-yl heptyl este
13.013
UNKNOWN
UNKNOWN
13.826
UNKNOWN
14.285
Octane, 2,6-dimethyl-
14.539
14.719
Naphthalene
15.172
HP ChemStation MS 10027.D: 2.487 to 16.109 Min
Data File: \\192.168.10.12\chem\10air0.i\041014.b\10027.D
Injection Date: 10-APR-2014 23:50
Instrument: 10air0.i
Client Sample ID:

Data File: \\192.168.10.12\chem\10air0.i\041014.b\10028.D
Report Date: 11-Apr-2014 14:59

Pace Analytical Services, Inc.

TENTATIVELY IDENTIFIED COMPOUNDS

Client Name:
Client SDG: 041014.b
Lab Smp Id: 10262342007
Operator : JAM
Sample Date:
Sample Location:
Sample Point:
Sample Matrix: AIR
Date Received:
Analysis Type: VOA
Level: LOW
Inj Date: 11-APR-2014 00:17

Number TICs found: 10

CONCENTRATION UNITS:
(ug/L or ug/KG) ppbv

	CAS NUMBER	COMPOUND NAME	RT	EST. CONC.	Q
1.		Unknown	8.082	36.9	J
2.	99-85-4	1,4-Cyclohexadiene, 1-methy	10.991	949	NJ
3.	79-92-5	Camphene	11.345	46.7	NJ
4.	124-18-5	Decane	11.884	38.5	NJ
5.		Unknown	12.641	94.7	J
6.		Unknown	13.249	83.5	J
7.	527-84-4	Benzene, 1-methyl-2-(1-meth	13.386	37.0	NJ
8.		Unknown	13.528	98.9	J
9.	488-23-3	Benzene, 1,2,3,4-tetramethy	14.018	32.0	NJ
10.	1000309-19-	Sulfurous acid, 2-ethylhexy	14.391	37.3	NJ

Data File: \\192.168.10.12\chem\10air0.i\041014.b\10028.D
Report Date: 11-Apr-2014 14:59

Pace Analytical Services, Inc.

TO15 Analysis (UNIX)

Data file : \\192.168.10.12\chem\10air0.i\041014.b\10028.D
Lab Smp Id: 10262342007
Inj Date : 11-APR-2014 00:17
Operator : JAM Inst ID: 10air0.i
Smp Info :
Misc Info : 19921
Comment : Volatile Organic COMPOUNDS in Air
Method : \\192.168.10.12\chem\10air0.i\041014.b\TO15_096-14.m
Meth Date : 10-Apr-2014 11:02 jmasterman Quant Type: ISTD
Cal Date : 06-APR-2014 19:42 Cal File: 09612.D
Als bottle: 28
Dil Factor: 1.68000
Integrator: HP RTE Compound Sublist: all.sub
Target Version: 4.14
Processing Host: VIRTUALXP-96992

Concentration Formula: Amt * DF * Uf * CpndVariable

Name	Value	Description
DF	1.680	Dilution Factor
Uf	1.000	ng unit correction factor
Cpnd Variable		Local Compound Variable

ISTD	RT	AREA	AMOUNT
* 61 Chlorobenzene - d5	9.192	790146	10.000

		CONCENTRATIONS			QUANT		
RT	AREA	ON-COL(ppbv)	FINAL(ppbv)	QUAL	LIBRARY	LIB ENTRY	CPND #
Unknown				CAS #:			
8.082	1736139	21.9723547	36.9	0		0	61
1,4-Cyclohexadiene, 1-methyl-4-(1-methyl				CAS #: 99-85-4			
10.991	44631025	564.844591	949	95	NIST05.L	15355	61
Camphene				CAS #: 79-92-5			
11.345	2197253	27.8081534	46.7	97	NIST05.L	15160	61
Decane				CAS #: 124-18-5			
11.884	1811874	22.9308531	38.5	87	NIST05.L	18486	61
Unknown				CAS #:			
12.641	4456275	56.3980548	94.7	0		0	61
Unknown				CAS #:			
13.249	3925934	49.6861186	83.5	0		0	61

Data File: \\192.168.10.12\chem\10air0.i\041014.b\10028.D
Report Date: 11-Apr-2014 14:59

		CONCENTRATIONS			QUANT		
RT	AREA	ON-COL(ppbv)	FINAL(ppbv)	QUAL	LIBRARY	LIB ENTRY	CPND #
Benzene, 1-methyl-2-(1-methylethyl)-				CAS #: 527-84-4			
13.386	1742276	22.0500253	37.0	80	NIST05.L	14429	61
Unknown				CAS #:			
13.528	4650942	58.8617365	98.9	0		0	61
Benzene, 1,2,3,4-tetramethyl-				CAS #: 488-23-3			
14.018	1504269	19.0378330	32.0	83	NIST05.L	14377	61
Sulfurous acid, 2-ethylhexyl hexadecyl e				CAS #: 1000309-19-9			
14.391	1753971	22.1980354	37.3	78	NIST05.L	175131	61

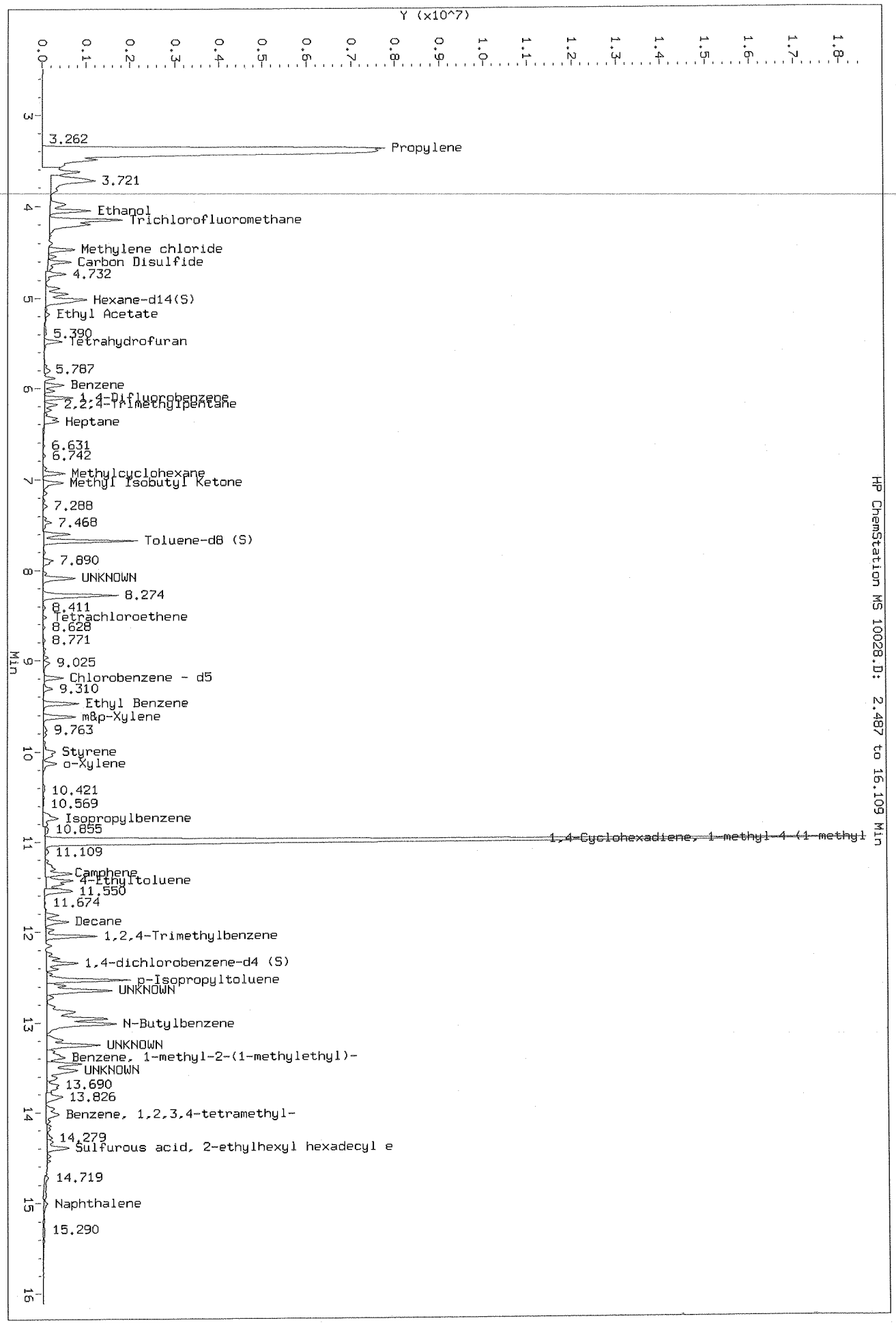
Y (x10^7)
0.0
0.1
0.2
0.3
0.4
0.5
0.6
0.7
0.8
0.9
1.0
1.1
1.2
1.3
1.4
1.5
1.6
1.7
1.8
Min
3
4
5
6
7
8
9
10
11
12
13
14
15
16
3.262
Propylene
3.721
Ethanol
Trichlorofluoromethane
Methylene chloride
Carbon Disulfide
4.732
Hexane-d14(S)
Ethyl Acetate
5.390
Tetrahydrofuran
5.787
Benzene
1,4-Difluorobenzene
2,2,4-Trimethylpentane
Heptane
6.631
6.742
Methylcyclohexane
Methyl Isobutyl Ketone
7.288
7.468
Toluene-d8 (S)
7.890
UNKNOWN
8.274
8.411
Tetrachloroethene
8.628
8.771
9.025
Chlorobenzene - d5
9.310
Ethyl Benzene
m&p-Xylene
9.763
Styrene
o-Xylene
10.421
10.569
Isopropylbenzene
10.855
1,4-Cyclohexadiene, 1-methyl-4-(1-methyl
11.109
Camphene
4-Ethyltoluene
11.550
11.674
Decane
1,2,4-Trimethylbenzene
1,4-dichlorobenzene-d4 (S)
p-Isopropyltoluene
UNKNOWN
N-Butylbenzene
UNKNOWN
Benzene, 1-methyl-2-(1-methylethyl)-
UNKNOWN
13.690
13.826
Benzene, 1,2,3,4-tetramethyl-
14.279
Sulfurous acid, 2-ethylhexyl hexadecyl e
14.719
Naphthalene
15.290
HP ChemStation MS 10028.D: 2.487 to 16.109 Min
Data File: \\192.168.10.12\chem\10air0.i\041014.b\10028.D
Injection Date: 11-APR-2014 00:17
Instrument: 10air0.i
Client Sample ID:

Data File: \\192.168.10.12\chem\10airD.i\041614.b\10628.d
Report Date: 17-Apr-2014 13:24

Pace Analytical Services, Inc.

TENTATIVELY IDENTIFIED COMPOUNDS

Client Name:
Lab Smp Id: 10262342008
Operator : DR1
Sample Location:
Sample Matrix: AIR
Analysis Type: VOA
Inj Date: 16-APR-2014 21:31

Client SDG: 041614.b

Sample Date:
Sample Point:
Date Received:
Level: LOW

Number TICs found: 10

CONCENTRATION UNITS:
(ug/L or ug/KG) ppbv

	CAS NUMBER	COMPOUND NAME	RT	EST. CONC.	Q
1.		Unknown	3.007	7.00	J
2.		Unknown	3.413	239	J
3.	544-76-3	Hexadecane	14.219	3.05	NJ
4.	2051-30-1	Octane, 2,6-dimethyl-	14.612	3.04	NJ
5.	17301-28-9	Undecane, 3,6-dimethyl-	14.687	3.85	NJ
6.		Unknown	14.894	0.916	J
7.		Unknown	14.989	2.91	J
8.		Unknown	15.248	1.61	J
9.	74645-98-0	Dodecane, 2,7,10-trimethyl-	15.353	1.93	NJ
10.	62108-31-0	Heptane, 4-ethyl-2,2,6,6-te	15.743	1.22	NJ

Data File: \\192.168.10.12\chem\10airD.i\041614.b\10628.d
Report Date: 17-Apr-2014 13:24

Pace Analytical Services, Inc.

TO15 Analysis (UNIX)

Data file : \\192.168.10.12\chem\10airD.i\041614.b\10628.d
Lab Smp Id: 10262342008
Inj Date : 16-APR-2014 21:31
Operator : DR1 Inst ID: 10airD.i
Smp Info :
Misc Info : 19961
Comment : Volatile Organic COMPOUNDS in Air
Method : \\192.168.10.12\chem\10airD.i\041614.b\TO15_105-14.m
Meth Date : 17-Apr-2014 08:52 drandall Quant Type: ISTD
Cal Date : 15-APR-2014 17:43 Cal File: 10513.d
Als bottle: 28
Dil Factor: 2.49000
Integrator: HP RTE Compound Sublist: all.sub
Target Version: 4.14
Processing Host: 10MNCREINDL

Concentration Formula: Amt * DF * Uf * CpndVariable

Name	Value	Description
DF	2.490	Dilution Factor
Uf	1.000	ng unit correction factor
Cpnd Variable		Local Compound Variable

COMPOUND	RT	AREA	AMOUNT
3 Dichlorodifluoromethane	3.167	2803817	0.220
10 Ethanol	3.676	398796	11.537
81 1,2,3-Trimethylbenzene	14.120	1294917	0.294

		CONCENTRATIONS			QUANT		
RT	AREA	ON-COL(ppbv)	FINAL(ppbv)	QUAL	LIBRARY	LIB ENTRY	CPND #
Unknown				CAS #:			
3.007	35795495	2.81328020	7.00	0		0	3
Unknown				CAS #:			
3.413	3320593	96.0624019	239	0		0	10
Hexadecane				CAS #: 544-76-3			
14.219	5399410	1.22614571	3.05	72	NIST05.L	76090	81
Octane, 2,6-dimethyl-				CAS #: 2051-30-1			
14.612	5376135	1.22086023	3.04	72	NIST05.L	18510	81

Data File: \\192.168.10.12\chem\10airD.i\041614.b\10628.d
Report Date: 17-Apr-2014 13:24

		CONCENTRATIONS			QUANT		
RT	AREA	ON-COL(ppbv)	FINAL(ppbv)	QUAL	LIBRARY	LIB ENTRY	CPND #
====	====	==========	==========	====	=======	=========	======
Undecane, 3,6-dimethyl-					CAS #: 17301-28-9		
14.687	6809308	1.54631779	3.85	72	NIST05.L	46119	81
Unknown					CAS #:		
14.894	1619160	0.36769320	0.916	0		0	81
Unknown					CAS #:		
14.989	5144395	1.16823470	2.91	0		0	81
Unknown					CAS #:		
15.248	2842202	0.64543229	1.61	0		0	81
Dodecane, 2,7,10-trimethyl-					CAS #: 74645-98-0		
15.353	3411177	0.77464021	1.93	78	NIST05.L	66079	81
Heptane, 4-ethyl-2,2,6,6-tetramethyl-					CAS #: 62108-31-0		
15.743	2167493	0.49221342	1.22	78	NIST05.L	46172	81

Data File: \\192.168.10.12\chem\10airD.i\041614.b\10628.d
Injection Date: 16-APR-2014 21:31
Instrument: 10airD.i
Client Sample ID:

HP ChemStation MS 10628.d: 2.190 to 19.318 Min

Data File: \\192.168.10.12\chem\10airD.i\041614.b\10614.d
Report Date: 17-Apr-2014 13:20

Pace Analytical Services, Inc.

TENTATIVELY IDENTIFIED COMPOUNDS

Client Name:
Lab Smp Id: 10262342009
Operator : DR1
Sample Location:
Sample Matrix: AIR
Analysis Type: VOA
Inj Date: 16-APR-2014 14:38

Client SDG: 041614.b

Sample Date:
Sample Point:
Date Received:
Level: LOW

Number TICs found: 10

CONCENTRATION UNITS:
(ug/L or ug/KG) ppbv

	CAS NUMBER	COMPOUND NAME	RT	EST. CONC.	Q
1.		Unknown	3.017	9.75	J
2.	74645-98-0	Dodecane, 2,7,10-trimethyl-	14.219	1.92	NJ
3.		Unknown	14.615	2.03	J
4.		Unknown	14.688	2.38	J
5.		Unknown	14.901	0.574	J
6.		Unknown	14.989	1.88	J
7.	62338-16-3	Decane, 3,3,8-trimethyl-	15.166	0.653	NJ
8.	563-16-6	Hexane, 3,3-dimethyl-	15.248	1.01	NJ
9.	563-16-6	Hexane, 3,3-dimethyl-	15.353	1.13	NJ
10.	62108-31-0	Heptane, 4-ethyl-2,2,6,6-te	15.744	0.702	NJ

Data File: \\192.168.10.12\chem\10airD.i\041614.b\10614.d
Report Date: 17-Apr-2014 13:20

Pace Analytical Services, Inc.

TO15 Analysis (UNIX)

Data file : \\192.168.10.12\chem\10airD.i\041614.b\10614.d
Lab Smp Id: 10262342009
Inj Date : 16-APR-2014 14:38
Operator : DR1 Inst ID: 10airD.i
Smp Info :
Misc Info : 19961
Comment : Volatile Organic COMPOUNDS in Air
Method : \\192.168.10.12\chem\10airD.i\041614.b\TO15_105-14.m
Meth Date : 17-Apr-2014 08:52 drandall Quant Type: ISTD
Cal Date : 15-APR-2014 17:43 Cal File: 10513.d
Als bottle: 14
Dil Factor: 2.49000
Integrator: HP RTE Compound Sublist: all.sub
Target Version: 4.14
Processing Host: 10MNCREINDL

Concentration Formula: Amt * DF * Uf * CpndVariable

Name	Value	Description
DF	2.490	Dilution Factor
Uf	1.000	ng unit correction factor
Cpnd Variable		Local Compound Variable

COMPOUND	RT	AREA	AMOUNT
3 Dichlorodifluoromethane	3.171	1480543	0.186
81 1,2,3-Trimethylbenzene	14.120	1466928	0.186

RT	AREA	CONCENTRATIONS ON-COL(ppbv)	CONCENTRATIONS FINAL(ppbv)	QUAL	QUANT LIBRARY	QUANT LIB ENTRY	QUANT CPND #
Unknown				CAS #:			
3.017	31083363	3.91414051	9.75	0		0	3
Dodecane, 2,7,10-trimethyl-				CAS #: 74645-98-0			
14.219	6073667	0.77071232	1.92	72	NIST05.L	66079	81
Unknown				CAS #:			
14.615	6425845	0.81540169	2.03	0		0	81
Unknown				CAS #:			
14.688	7536513	0.95633882	2.38	0		0	81
Unknown				CAS #:			
14.901	1817129	0.23058286	0.574	0		0	81

Data File: \\192.168.10.12\chem\10airD.i\041614.b\10614.d
Report Date: 17-Apr-2014 13:20

		CONCENTRATIONS			QUANT		
RT	AREA	ON-COL(ppbv)	FINAL(ppbv)	QUAL	LIBRARY	LIB ENTRY	CPND #
Unknown				CAS #:			
14.989	5939716	0.75371483	1.88	0		0	81
Decane, 3,3,8-trimethyl-				CAS #: 62338-16-3			
15.166	2067440	0.26234594	0.653	72	NIST05.L	46160	81
Hexane, 3,3-dimethyl-				CAS #: 563-16-6			
15.248	3207529	0.40701648	1.01	78	NIST05.L	7446	81
Hexane, 3,3-dimethyl-				CAS #: 563-16-6			
15.353	3570243	0.45304268	1.13	78	NIST05.L	7446	81
Heptane, 4-ethyl-2,2,6,6-tetramethyl-				CAS #: 62108-31-0			
15.744	2222639	0.28203973	0.702	78	NIST05.L	46172	81

Data File: \\192.168.10.12\chem\10airD.i\041614.b\10614.d
Injection Date: 16-APR-2014 14:38
Instrument: 10airD.i
Client Sample ID:

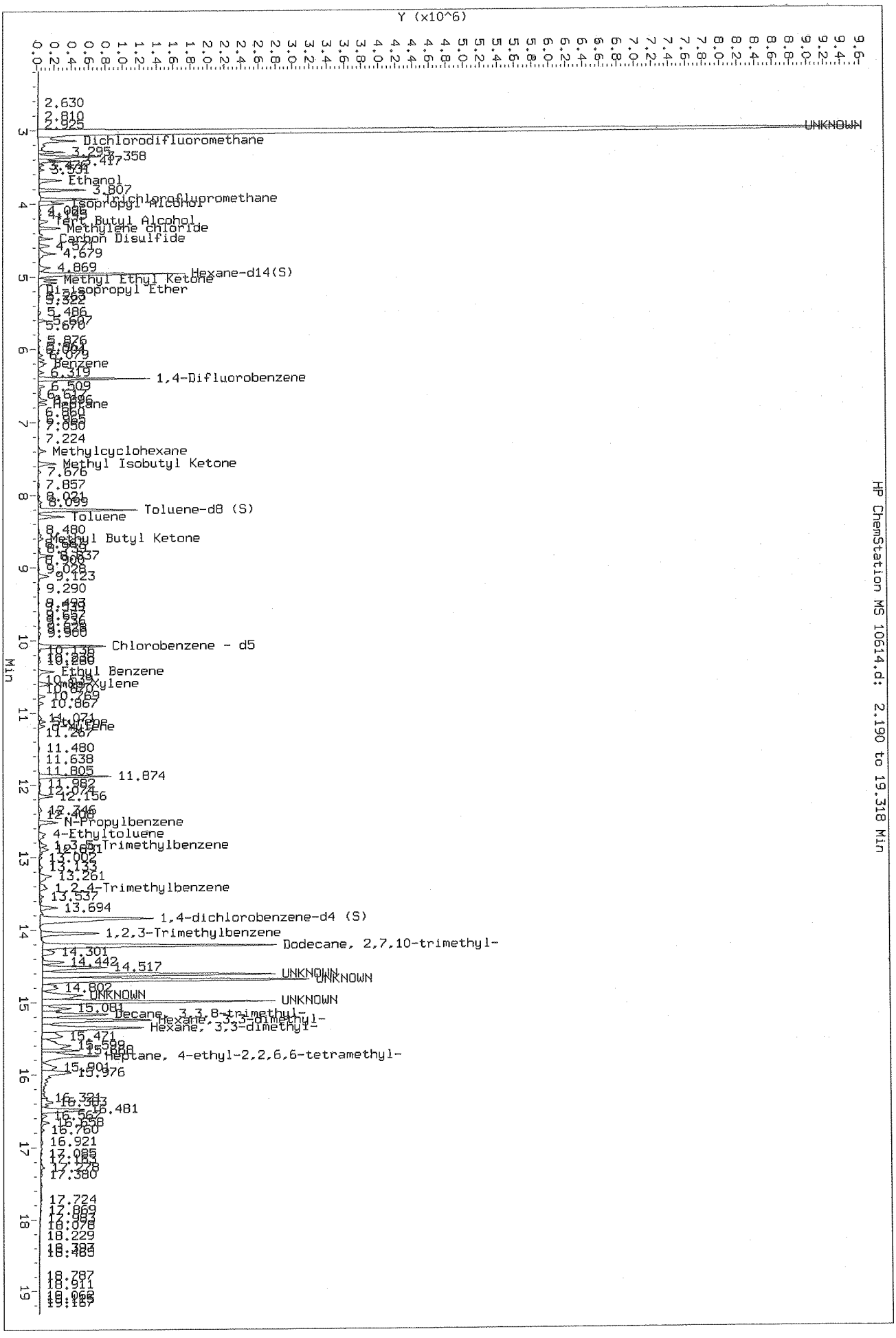

HP ChemStation MS 10614.d: 2.190 to 19.318 Min

Data File: \\192.168.10.12\chem\10airD.i\041614.b\10616.d
Report Date: 17-Apr-2014 13:20

Pace Analytical Services, Inc.

TENTATIVELY IDENTIFIED COMPOUNDS

Client Name:
Lab Smp Id: 10262342010
Operator : DR1
Sample Location:
Sample Matrix: AIR
Analysis Type: VOA
Inj Date: 16-APR-2014 15:36

Client SDG: 041614.b

Sample Date:
Sample Point:
Date Received:
Level: LOW

Number TICs found: 10

CONCENTRATION UNITS:
(ug/L or ug/KG) ppbv

	CAS NUMBER	COMPOUND NAME	RT	EST. CONC.	Q
1.		Unknown	3.003	8.46	J
2.		Unknown	3.354	0.758	J
3.	3891-98-3	Dodecane, 2,6,10-trimethyl-	14.215	2.08	NJ
4.	13151-34-3	Decane, 3-methyl-	14.510	0.790	NJ
5.		Unknown	14.609	2.43	J
6.		Unknown	14.684	3.10	J
7.		Unknown	14.986	2.45	J
8.		Unknown	15.242	1.07	J
9.		Unknown	15.350	1.33	J
10.	31295-56-4	Dodecane, 2,6,11-trimethyl-	16.491	0.831	NJ

Data File: \\192.168.10.12\chem\10airD.i\041614.b\10616.d
Report Date: 17-Apr-2014 13:20

Pace Analytical Services, Inc.

TO15 Analysis (UNIX)

Data file : \\192.168.10.12\chem\10airD.i\041614.b\10616.d
Lab Smp Id: 10262342010
Inj Date : 16-APR-2014 15:36
Operator : DR1 Inst ID: 10airD.i
Smp Info :
Misc Info : 19961
Comment : Volatile Organic COMPOUNDS in Air
Method : \\192.168.10.12\chem\10airD.i\041614.b\TO15_105-14.m
Meth Date : 17-Apr-2014 08:52 drandall Quant Type: ISTD
Cal Date : 15-APR-2014 17:43 Cal File: 10513.d
Als bottle: 16
Dil Factor: 2.64000
Integrator: HP RTE Compound Sublist: all.sub
Target Version: 4.14
Processing Host: 10MNCREINDL

Concentration Formula: Amt * DF * Uf * CpndVariable

Name	Value	Description
DF	2.640	Dilution Factor
Uf	1.000	ng unit correction factor
Cpnd Variable		Local Compound Variable

COMPOUND	RT	AREA	AMOUNT
3 Dichlorodifluoromethane	3.167	2270409	0.197
81 1,2,3-Trimethylbenzene	14.117	634790	0.220

RT	AREA	CONCENTRATIONS ON-COL(ppbv)	CONCENTRATIONS FINAL(ppbv)	QUAL	QUANT LIBRARY	QUANT LIB ENTRY	QUANT CPND #
Unknown				CAS #:			
3.003	36971667	3.20495774	8.46	0		0	3
Unknown				CAS #:			
3.354	3314635	0.28733529	0.758	0		0	3
Dodecane, 2,6,10-trimethyl-				CAS #: 3891-98-3			
14.215	2273850	0.78944690	2.08	72	NIST05.L	66082	81
Decane, 3-methyl-				CAS #: 13151-34-3			
14.510	862269	0.29936711	0.790	72	NIST05.L	27243	81
Unknown				CAS #:			
14.609	2651052	0.92040561	2.43	0		0	81

Data File: \\192.168.10.12\chem\10airD.i\041614.b\10616.d
Report Date: 17-Apr-2014 13:20

RT	AREA	CONCENTRATIONS ON-COL(ppbv)	FINAL(ppbv)	QUAL	QUANT LIBRARY	LIB ENTRY	CPND #
Unknown				CAS #:			
14.684	3379067	1.17316166	3.10	0		0	81
Unknown				CAS #:			
14.986	2676361	0.92919281	2.45	0		0	81
Unknown				CAS #:			
15.242	1171840	0.40684535	1.07	0		0	81
Unknown				CAS #:			
15.350	1452136	0.50415998	1.33	0		0	81
Dodecane, 2,6,11-trimethyl-				CAS #:	31295-56-4		
16.491	906248	0.31463582	0.831	72	NIST05.L	66078	81

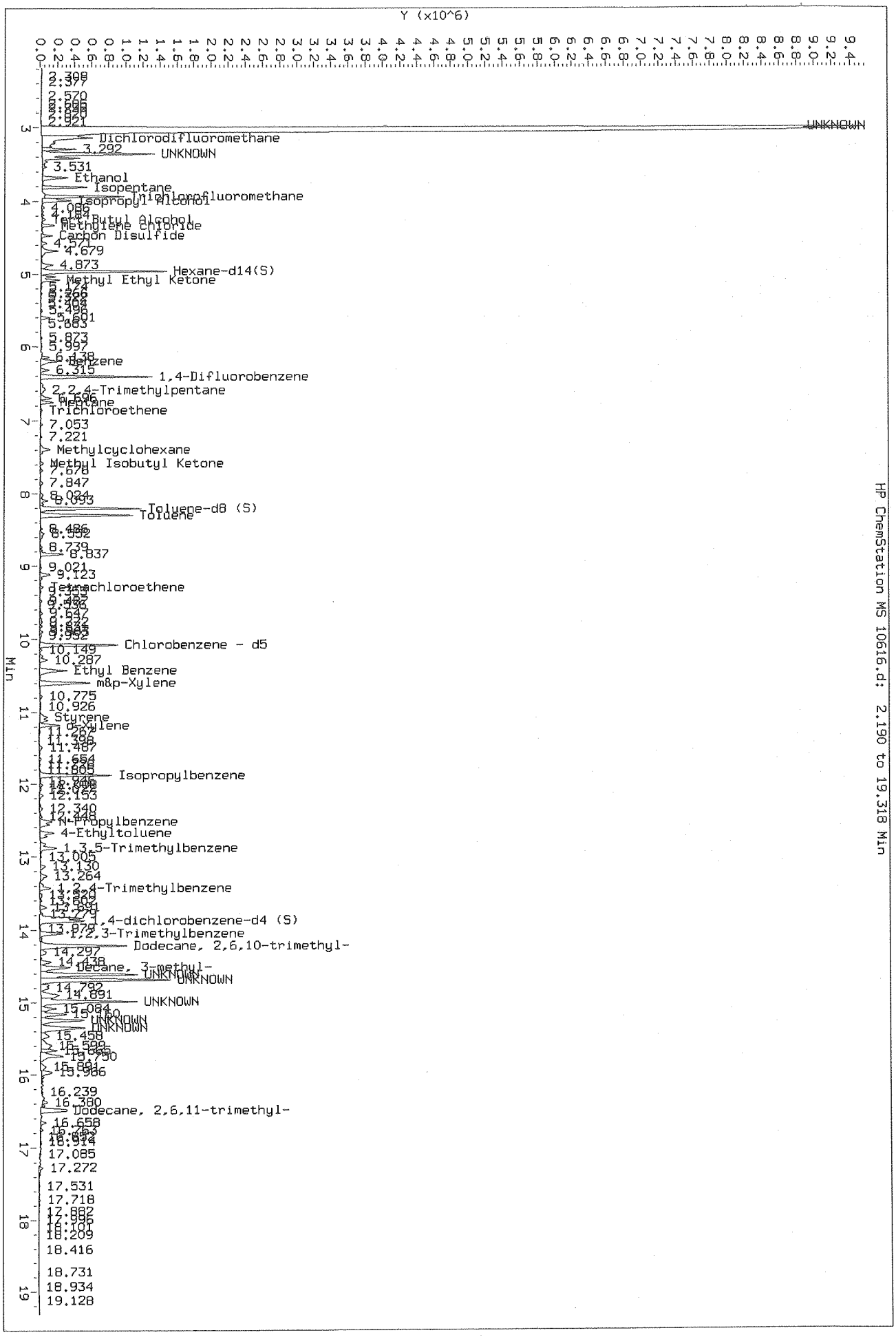

Data File: \\192.168.10.12\chem\10airD.i\041614.b\10616.d
Injection Date: 16-APR-2014 15:36
Instrument: 10airD.i
Client Sample ID:

Data File: \\192.168.10.12\chem\10airB.i\041514.b\10522.D
Report Date: 16-Apr-2014 14:47

Pace Analytical Services, Inc.

TENTATIVELY IDENTIFIED COMPOUNDS

Client Name:
Lab Smp Id: 10262342011
Operator : DL1
Sample Location:
Sample Matrix: AIR
Analysis Type: VOA
Inj Date: 15-APR-2014 19:37

Client SDG: 041514.b

Sample Date:
Sample Point:
Date Received:
Level: LOW

Number TICs found: 10

CONCENTRATION UNITS:
(ug/L or ug/KG) ppbv

	CAS NUMBER	COMPOUND NAME	RT	EST. CONC.	Q
1.		Unknown	2.568	22.3	J
2.		Unknown	2.821	229	J
3.	17302-37-3	Decane, 2,2-dimethyl-	12.326	2.06	NJ
4.	2051-30-1	Octane, 2,6-dimethyl-	12.921	0.454	NJ
5.		Unknown	13.136	0.200	J
6.	1000309-14-	Sulfurous acid, hexyl penty	13.388	0.171	NJ
7.		Unknown	13.541	0.137	J
8.	55162-61-3	Tetracontane, 3,5,24-trimet	13.793	0.0238	NJ
9.		Unknown	14.118	1.76	J
10.	17312-80-0	Undecane, 2,4-dimethyl-	14.315	0.594	NJ

Data File: \\192.168.10.12\chem\10airB.i\041514.b\10522.D
Report Date: 16-Apr-2014 14:47

Pace Analytical Services, Inc.

TO15 Analysis (UNIX)

Data file : \\192.168.10.12\chem\10airB.i\041514.b\10522.D
Lab Smp Id: 10262342011
Inj Date : 15-APR-2014 19:37
Operator : DL1 Inst ID: 10airB.i
Smp Info :
Misc Info : 19963
Comment : Volatile Organic COMPOUNDS in Air
Method : \\192.168.10.12\chem\10airB.i\041514.b\TO15_104-14_Markes.m
Meth Date : 16-Apr-2014 14:46 dlee Quant Type: ISTD
Cal Date : 14-APR-2014 22:19 Cal File: 10424.D
Als bottle: 22
Dil Factor: 1.68000
Integrator: HP RTE Compound Sublist: all.sub
Target Version: 4.14

Concentration Formula: Amt * DF * Uf * CpndVariable

Name	Value	Description
DF	1.680	Dilution Factor
Uf	1.000	ng unit correction factor
Cpnd Variable		Local Compound Variable

	COMPOUND	RT	AREA	AMOUNT
1	Propylene	2.998	261494	10.972
72	1,2,4-Trimethylbenzene	12.424	628959	0.549
74	p-isopropyltoluene	12.768	2604757	0.104
83	Naphthalene	15.352	91436	0.102

		CONCENTRATIONS			QUANT		
RT	AREA	ON-COL(ppbv)	FINAL(ppbv)	QUAL	LIBRARY	LIB ENTRY	CPND #
Unknown				CAS #:			
2.568	316314	13.2720649	22.3	0		0	1
Unknown				CAS #:			
2.821	3251965	136.447557	229	0		0	1
Decane, 2,2-dimethyl-				CAS #: 17302-37-3			
12.326	1401693	1.22389614	2.06	83	NIST05.L	36459	72
Octane, 2,6-dimethyl-				CAS #: 2051-30-1			
12.921	6777793	0.27013900	0.454	78	NIST05.L	18510	74

Data File: \\192.168.10.12\chem\10airB.i\041514.b\10522.D
Report Date: 16-Apr-2014 14:47

RT	AREA	CONCENTRATIONS ON-COL(ppbv)	FINAL(ppbv)	QUAL	QUANT LIBRARY	LIB ENTRY	CPND #
Unknown				CAS #:			
13.136	2992398	0.11926647	0.200	0		0	74
Sulfurous acid, hexyl pentyl ester				CAS #: 1000309-14-1			
13.388	2555345	0.10184706	0.171	72	NIST05.L	82077	74
Unknown				CAS #:			
13.541	2040128	0.08131235	0.137	0		0	74
Tetracontane, 3,5,24-trimethyl-				CAS #: 55162-61-3			
13.793	354817	0.01414176	0.0238	78	NIST05.L	188551	74
Unknown				CAS #:			
14.118	942914	1.04689310	1.76	0		0	83
Undecane, 2,4-dimethyl-				CAS #: 17312-80-0			
14.315	318490	0.35361098	0.594	78	NIST05.L	46115	83

Data File: \\192.168.10.12\chem\10airB.i\041514.b\10522.D
Injection Date: 15-APR-2014 19:37
Instrument: 10airB.i
Client Sample ID:

Data File: \\192.168.10.12\chem\10airD.i\041514.b\10524.d
Report Date: 16-Apr-2014 13:52

Pace Analytical Services, Inc.

TENTATIVELY IDENTIFIED COMPOUNDS

Client Name:
Lab Smp Id: 10262342012
Operator : DR1
Sample Location:
Sample Matrix: AIR
Analysis Type: VOA
Inj Date: 15-APR-2014 22:53

Client SDG: 041514.b

Sample Date:
Sample Point:
Date Received:
Level: LOW

Number TICs found: 10

CONCENTRATION UNITS:
(ug/L or ug/KG) ppbv

	CAS NUMBER	COMPOUND NAME	RT	EST. CONC.	Q
1.		Unknown	3.007	306	J
2.		Unknown	3.292	4.78	J
3.		Unknown	3.358	22.8	J
4.	78-78-4	Butane, 2-methyl-	3.807	36.5	NJ
5.	13287-21-3	Tridecane, 6-methyl-	14.212	11.6	NJ
6.	62199-06-8	Heptane, 5-ethyl-2,2,3-trim	14.609	9.42	NJ
7.	17301-26-7	Undecane, 2,9-dimethyl-	14.681	12.3	NJ
8.		Unknown	14.979	9.41	J
9.	17312-54-8	Decane, 3,7-dimethyl-	15.242	5.82	NJ
10.	563-16-6	Hexane, 3,3-dimethyl-	15.347	9.19	NJ

Data File: \\192.168.10.12\chem\10airD.i\041514.b\10524.d
Report Date: 16-Apr-2014 13:52

Pace Analytical Services, Inc.

TO15 Analysis (UNIX)

Data file : \\192.168.10.12\chem\10airD.i\041514.b\10524.d
Lab Smp Id: 10262342012
Inj Date : 15-APR-2014 22:53
Operator : DR1 Inst ID: 10airD.i
Smp Info :
Misc Info : 19960
Comment : Volatile Organic COMPOUNDS in Air
Method : \\192.168.10.12\chem\10airD.i\041514.b\TO15_105-14.m
Meth Date : 15-Apr-2014 18:09 drandall Quant Type: ISTD
Cal Date : 15-APR-2014 17:43 Cal File: 10513.d
Als bottle: 22
Dil Factor: 1.68000
Integrator: HP RTE Compound Sublist: all.sub
Target Version: 4.14

Concentration Formula: Amt * DF * Uf * CpndVariable

Name	Value	Description
DF	1.680	Dilution Factor
Uf	1.000	ng unit correction factor
Cpnd Variable		Local Compound Variable

	COMPOUND	RT	AREA	AMOUNT
2	Propylene	3.141	4559702	20.989
10	Ethanol	3.686	303123	9.771
$ 77	1,4-dichlorobenzene-d4	13.878	1775121	8.936

		CONCENTRATIONS			QUANT		
RT	AREA	ON-COL(ppbv)	FINAL(ppbv)	QUAL	LIBRARY	LIB ENTRY	CPND #
Unknown				CAS #:			
3.007	39556657	182.085275	306	0		0	2
Unknown				CAS #:			
3.292	617964	2.84458002	4.78	0		0	2
Unknown				CAS #:			
3.358	2947522	13.5678913	22.8	0		0	2
Butane, 2-methyl-				CAS #: 78-78-4			
3.807	674042	21.7263278	36.5	76	NIST05.L	700	10
Tridecane, 6-methyl-				CAS #: 13287-21-3			
14.212	1371006	6.90154661	11.6	72	NIST05.L	55987	77

Data File: \\192.168.10.12\chem\10airD.i\041514.b\10524.d
Report Date: 16-Apr-2014 13:52

		CONCENTRATIONS			QUANT		
RT	AREA	ON-COL(ppbv)	FINAL(ppbv)	QUAL	LIBRARY	LIB ENTRY	CPND #
Heptane, 5-ethyl-2,2,3-trimethyl-				CAS #: 62199-06-8			
14.609	1113834	5.60696265	9.42	74	NIST05.L	36474	77
Undecane, 2,9-dimethyl-				CAS #: 17301-26-7			
14.681	1452803	7.31331127	12.3	72	NIST05.L	46117	77
Unknown				CAS #:			
14.979	1112843	5.60197400	9.41	0		0	77
Decane, 3,7-dimethyl-				CAS #: 17312-54-8			
15.242	688523	3.46597851	5.82	78	NIST05.L	36451	77
Hexane, 3,3-dimethyl-				CAS #: 563-16-6			
15.347	1087157	5.47267282	9.19	78	NIST05.L	7446	77

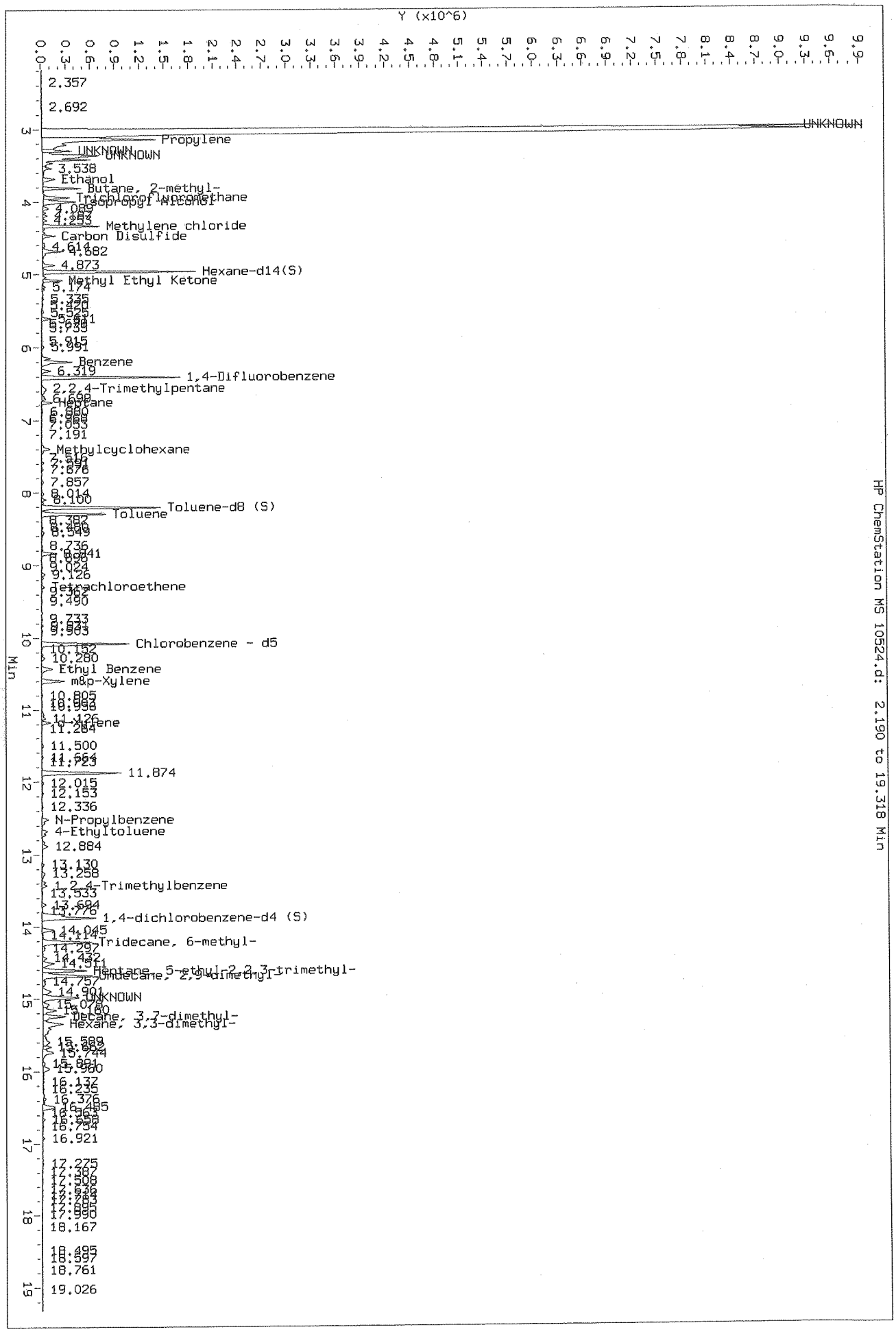

Data File: \\192.168.10.12\chem\10airD.i\041514.b\10524.d
Injection Date: 15-APR-2014 22:53
Instrument: 10airD.i
Client Sample ID:

HP ChemStation MS 10524.d: 2.190 to 19.318 Min

Data File: \\192.168.10.12\chem\10airD.i\041514.b\10523.d
Report Date: 16-Apr-2014 13:52

Pace Analytical Services, Inc.

TENTATIVELY IDENTIFIED COMPOUNDS

Client Name:
Lab Smp Id: 10262342013
Operator : DR1
Sample Location:
Sample Matrix: AIR
Analysis Type: VOA
Inj Date: 15-APR-2014 22:24

Client SDG: 041514.b

Sample Date:
Sample Point:
Date Received:
Level: LOW

Number TICs found: 10

CONCENTRATION UNITS:
(ug/L or ug/KG) ppbv

	CAS NUMBER	COMPOUND NAME	RT	EST. CONC.	Q
1.		Unknown	3.013	606	J
2.		Unknown	3.298	12.6	J
3.		Unknown	3.361	67.1	J
4.	78-78-4	Butane, 2-methyl-	3.810	0.212	NJ
5.		Unknown	4.682	9.10	J
6.		Unknown	14.212	4.28	J
7.		Unknown	14.612	3.51	J
8.		Unknown	14.681	4.19	J
9.		Unknown	14.983	3.18	J
10.		Unknown	15.350	2.62	J

Data File: \\192.168.10.12\chem\10airD.i\041514.b\10523.d
Report Date: 16-Apr-2014 13:52

Pace Analytical Services, Inc.

TO15 Analysis (UNIX)

Data file : \\192.168.10.12\chem\10airD.i\041514.b\10523.d
Lab Smp Id: 10262342013
Inj Date : 15-APR-2014 22:24
Operator : DR1 Inst ID: 10airD.i
Smp Info :
Misc Info : 19960
Comment : Volatile Organic COMPOUNDS in Air
Method : \\192.168.10.12\chem\10airD.i\041514.b\TO15_105-14.m
Meth Date : 15-Apr-2014 18:09 drandall Quant Type: ISTD
Cal Date : 15-APR-2014 17:43 Cal File: 10513.d
Als bottle: 21
Dil Factor: 1.74000
Integrator: HP RTE Compound Sublist: all.sub
Target Version: 4.14

Concentration Formula: Amt * DF * Uf * CpndVariable

Name	Value	Description
DF	1.740	Dilution Factor
Uf	1.000	ng unit correction factor
Cpnd Variable		Local Compound Variable

COMPOUND	RT	AREA	AMOUNT
2 Propylene	3.141	3292341	32.337
13 Trichlorofluoromethane	3.905	1036827	0.114
23 Carbon Disulfide	4.472	399734	2.731
81 1,2,3-Trimethylbenzene	14.114	54732	0.111

		CONCENTRATIONS			QUANT		
RT	AREA	ON-COL(ppbv)	FINAL(ppbv)	QUAL	LIBRARY	LIB ENTRY	CPND #
Unknown				CAS #:			
3.013	35482368	348.506107	606	0		0	2
Unknown				CAS #:			
3.298	737925	7.24786432	12.6	0		0	2
Unknown				CAS #:			
3.361	3929087	38.5913072	67.1	0		0	2
Butane, 2-methyl-				CAS #: 78-78-4			
3.810	1109096	0.12169163	0.212	91	NIST05.L	700	13

Data File: \\192.168.10.12\chem\10airD.i\041514.b\10523.d
Report Date: 16-Apr-2014 13:52

		CONCENTRATIONS			QUANT		
RT	AREA	ON-COL(ppbv)	FINAL(ppbv)	QUAL	LIBRARY	LIB ENTRY	CPND #
Unknown				CAS #:			
4.682	765782	5.23240856	9.10	0		0	23
Unknown				CAS #:			
14.212	1218937	2.46174587	4.28	0		0	81
Unknown				CAS #:			
14.612	999299	2.01816846	3.51	0		0	81
Unknown				CAS #:			
14.681	1191593	2.40652193	4.19	0		0	81
Unknown				CAS #:			
14.983	906200	1.83014549	3.18	0		0	81
Unknown				CAS #:			
15.350	745340	1.50527626	2.62	0		0	81

Data File: \\192.168.10.12\chem\10airD.i\041514.b\10523.d
Injection Date: 15-APR-2014 22:24
Instrument: 10airD.i
Client Sample ID:

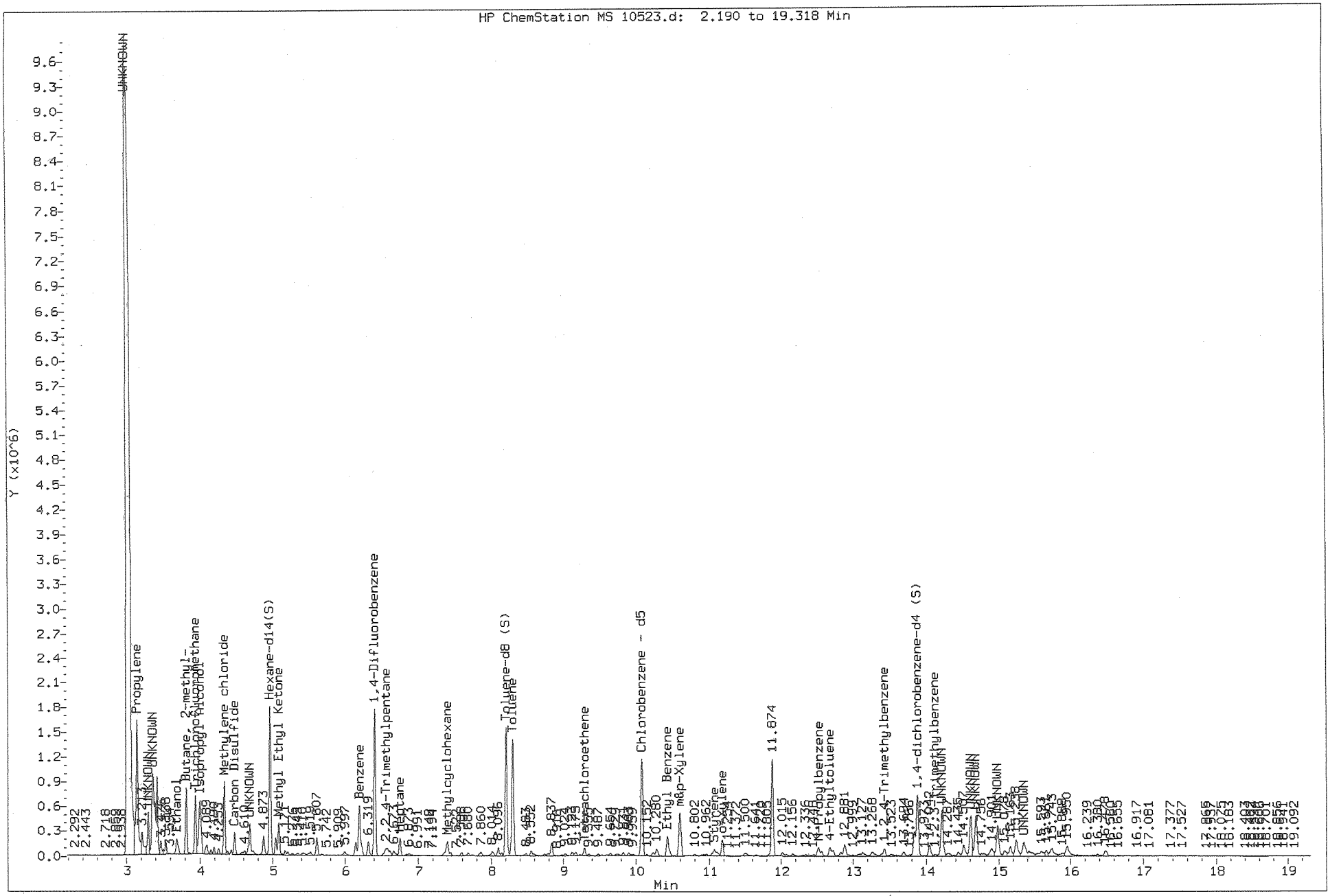

Data File: \\192.168.10.12\chem\10airD.i\041514.b\10519.d
Report Date: 16-Apr-2014 13:51

Pace Analytical Services, Inc.

TENTATIVELY IDENTIFIED COMPOUNDS

Client Name:
Lab Smp Id: 10262342014
Operator : DR1
Sample Location:
Sample Matrix: AIR
Analysis Type: VOA
Inj Date: 15-APR-2014 20:30

Client SDG: 041514.b

Sample Date:
Sample Point:
Date Received:
Level: LOW

Number TICs found: 10

CONCENTRATION UNITS:
(ug/L or ug/KG) ppbv

	CAS NUMBER	COMPOUND NAME	RT	EST. CONC.	Q
1.		Unknown	3.000	273	J
2.		Unknown	3.289	4.24	J
3.		Unknown	3.354	27.3	J
4.	107-83-5	Pentane, 2-methyl-	4.682	7.07	NJ
5.		Unknown	14.212	18.0	J
6.		Unknown	14.609	0.127	J
7.	2051-33-4	1-Hexanol, 5-methyl-2-(1-me	14.979	0.123	NJ
8.		Unknown	15.242	0.0765	J
9.	563-16-6	Hexane, 3,3-dimethyl-	15.350	0.108	NJ
10.	14720-74-2	Heptane, 2,2,4-trimethyl-	15.740	0.0557	NJ

Data File: \\192.168.10.12\chem\10airD.i\041514.b\10519.d
Report Date: 16-Apr-2014 13:51

Pace Analytical Services, Inc.

TO15 Analysis (UNIX)

Data file : \\192.168.10.12\chem\10airD.i\041514.b\10519.d
Lab Smp Id: 10262342014
Inj Date : 15-APR-2014 20:30
Operator : DR1 Inst ID: 10airD.i
Smp Info :
Misc Info : 19960
Comment : Volatile Organic COMPOUNDS in Air
Method : \\192.168.10.12\chem\10airD.i\041514.b\TO15_105-14.m
Meth Date : 15-Apr-2014 18:09 drandall Quant Type: ISTD
Cal Date : 15-APR-2014 17:43 Cal File: 10513.d
Als bottle: 17
Dil Factor: 1.74000
Integrator: HP RTE Compound Sublist: all.sub
Target Version: 4.14

Concentration Formula: Amt * DF * Uf * CpndVariable

Name	Value	Description
DF	1.740	Dilution Factor
Uf	1.000	ng unit correction factor
Cpnd Variable		Local Compound Variable

	COMPOUND	RT	AREA	AMOUNT
2	Propylene	3.138	6760784	24.985
23	Carbon Disulfide	4.466	249701	1.583
81	1,2,3-Trimethylbenzene	14.114	26946	0.159
83	N-Butylbenzene	14.710	1827554	0.083

		CONCENTRATIONS			QUANT		
RT	AREA	ON-COL(ppbv)	FINAL(ppbv)	QUAL	LIBRARY	LIB ENTRY	CPND #
Unknown				CAS #:			
3.000	42489995	157.025542	273	0		0	2
Unknown				CAS #:			
3.289	659455	2.43707584	4.24	0		0	2
Unknown				CAS #:			
3.354	4252619	15.7159318	27.3	0		0	2
Pentane, 2-methyl-				CAS #: 107-83-5			
4.682	641198	4.06402035	7.07	87	NIST05.L	1793	23

Data File: \\192.168.10.12\chem\10airD.i\041514.b\10519.d
Report Date: 16-Apr-2014 13:51

RT	AREA	CONCENTRATIONS ON-COL(ppbv)	FINAL(ppbv)	QUAL	QUANT LIBRARY	LIB ENTRY	CPND #
Unknown				CAS #:			
14.212	1750730	10.3216845	18.0	0		0	81
Unknown				CAS #:			
14.609	1604328	0.07303566	0.127	0		0	83
1-Hexanol, 5-methyl-2-(1-methylethyl)-				CAS #: 2051-33-4			
14.979	1553568	0.07072484	0.123	72	NIST05.L	28408	83
Unknown				CAS #:			
15.242	965344	0.04394648	0.0765	0		0	83
Hexane, 3,3-dimethyl-				CAS #: 563-16-6			
15.350	1368227	0.06228735	0.108	78	NIST05.L	7446	83
Heptane, 2,2,4-trimethyl-				CAS #: 14720-74-2			
15.740	702789	0.03199387	0.0557	72	NIST05.L	18538	83

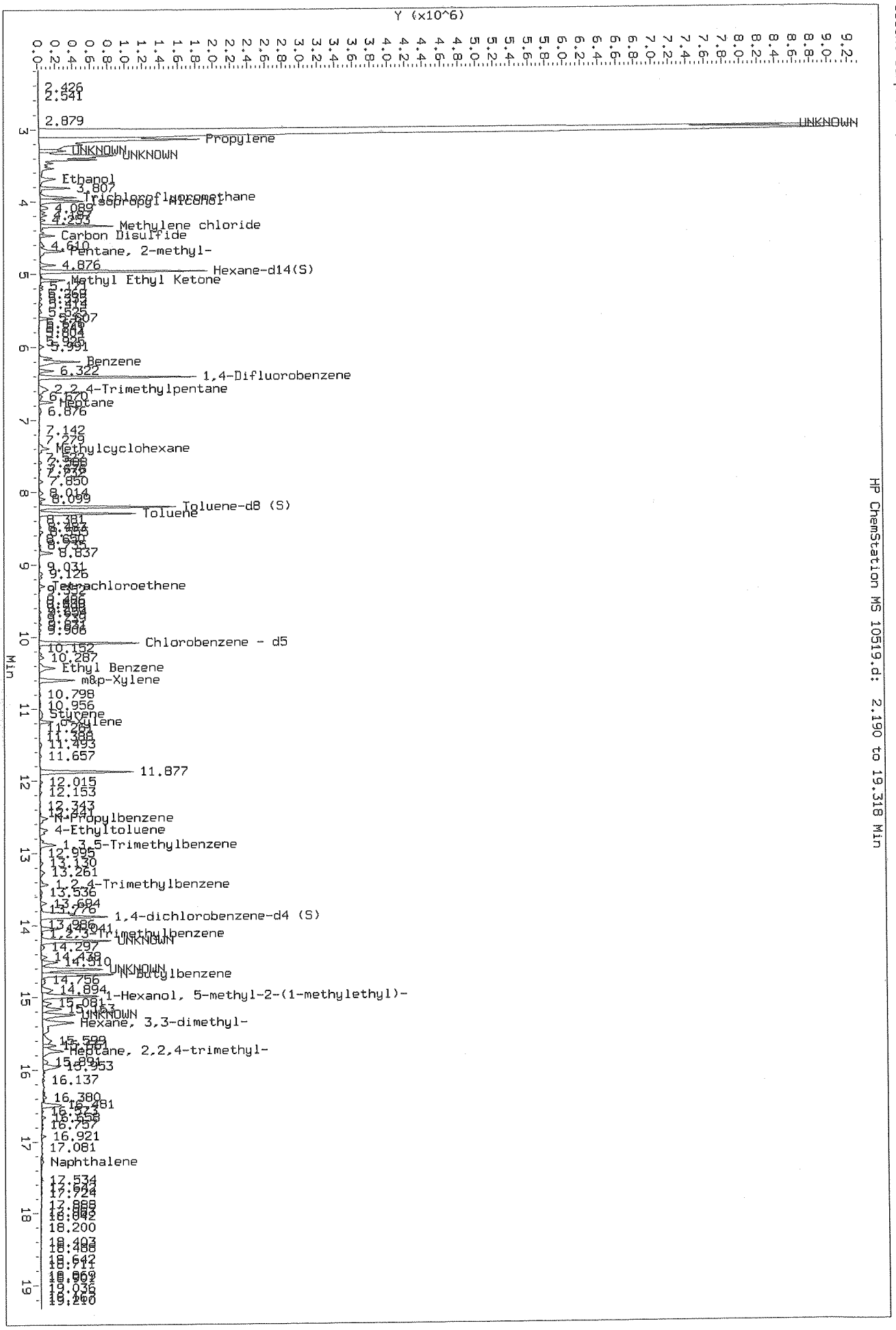

Data File: \\192.168.10.12\chem\10airD.i\041514.b\10519.d
Injection Date: 15-APR-2014 20:30
Instrument: 10airD.i
Client Sample ID:

HP ChemStation MS 10519.d: 2.190 to 19.318 Min

Data File: \\192.168.10.12\chem\10airD.i\041514.b\10522.d
Report Date: 16-Apr-2014 13:52

Pace Analytical Services, Inc.

TENTATIVELY IDENTIFIED COMPOUNDS

Client Name:
Lab Smp Id: 10262342015
Operator : DR1
Sample Location:
Sample Matrix: AIR
Analysis Type: VOA
Inj Date: 15-APR-2014 21:56

Client SDG: 041514.b

Sample Date:
Sample Point:
Date Received:
Level: LOW

Number TICs found: 10

CONCENTRATION UNITS:
(ug/L or ug/KG) ppbv

	CAS NUMBER	COMPOUND NAME	RT	EST. CONC.	Q
1.		Unknown	3.007	3.16	J
2.		Unknown	3.295	0.146	J
3.		Unknown	3.357	0.199	J
4.		Unknown	3.416	120	J
5.	78-78-4	Butane, 2-methyl-	3.810	0.508	NJ
6.	13287-21-3	Tridecane, 6-methyl-	14.215	24.3	NJ
7.		Unknown	14.615	24.4	J
8.	17301-26-7	Undecane, 2,9-dimethyl-	14.684	26.0	NJ
9.		Unknown	14.983	27.8	J
10.	6117-97-1	Dodecane, 4-methyl-	15.347	19.0	NJ

Data File: \\192.168.10.12\chem\10airD.i\041514.b\10522.d
Report Date: 16-Apr-2014 13:52

Pace Analytical Services, Inc.

TO15 Analysis (UNIX)

Data file : \\192.168.10.12\chem\10airD.i\041514.b\10522.d
Lab Smp Id: 10262342015
Inj Date : 15-APR-2014 21:56
Operator : DR1 Inst ID: 10airD.i
Smp Info :
Misc Info : 19960
Comment : Volatile Organic COMPOUNDS in Air
Method : \\192.168.10.12\chem\10airD.i\041514.b\TO15_105-14.m
Meth Date : 15-Apr-2014 18:09 drandall Quant Type: ISTD
Cal Date : 15-APR-2014 17:43 Cal File: 10513.d
Als bottle: 20
Dil Factor: 1.68000
Integrator: HP RTE Compound Sublist: all.sub
Target Version: 4.14

Concentration Formula: Amt * DF * Uf * CpndVariable

Name	Value	Description
DF	1.680	Dilution Factor
Uf	1.000	ng unit correction factor
Cpnd Variable		Local Compound Variable

COMPOUND	RT	AREA	AMOUNT
3 Dichlorodifluoromethane	3.167	5932418	0.275
10 Ethanol	3.682	436471	14.728
13 Trichlorofluoromethane	3.912	997384	0.116
81 1,2,3-Trimethylbenzene	14.110	24327	0.164

		CONCENTRATIONS			QUANT		
RT	AREA	ON-COL(ppbv)	FINAL(ppbv)	QUAL	LIBRARY	LIB ENTRY	CPND #
Unknown				CAS #:			
3.007	40625966	1.88212595	3.16	0		0	3
Unknown				CAS #:			
3.295	1870717	0.08666685	0.146	0		0	3
Unknown				CAS #:			
3.357	2555156	0.11837565	0.199	0		0	3
Unknown				CAS #:			
3.416	2116809	71.4279497	120	0		0	10

Data File: \\192.168.10.12\chem\10airD.i\041514.b\10522.d
Report Date: 16-Apr-2014 13:52

		CONCENTRATIONS			QUANT		
RT	AREA	ON-COL(ppbv)	FINAL(ppbv)	QUAL	LIBRARY	LIB ENTRY	CPND #
Butane, 2-methyl-				CAS #: 78-78-4			
3.810	2589255	0.30217006	0.508	91	NIST05.L	700	13
Tridecane, 6-methyl-				CAS #: 13287-21-3			
14.215	2149606	14.4723963	24.3	72	NIST05.L	55987	81
Unknown				CAS #:			
14.615	2157023	14.5223306	24.4	0		0	81
Undecane, 2,9-dimethyl-				CAS #: 17301-26-7			
14.684	2303980	15.5117325	26.0	72	NIST05.L	46117	81
Unknown				CAS #:			
14.983	2457247	16.5436115	27.8	0		0	81
Dodecane, 4-methyl-				CAS #: 6117-97-1			
15.347	1683593	11.3349287	19.0	78	NIST05.L	46098	81

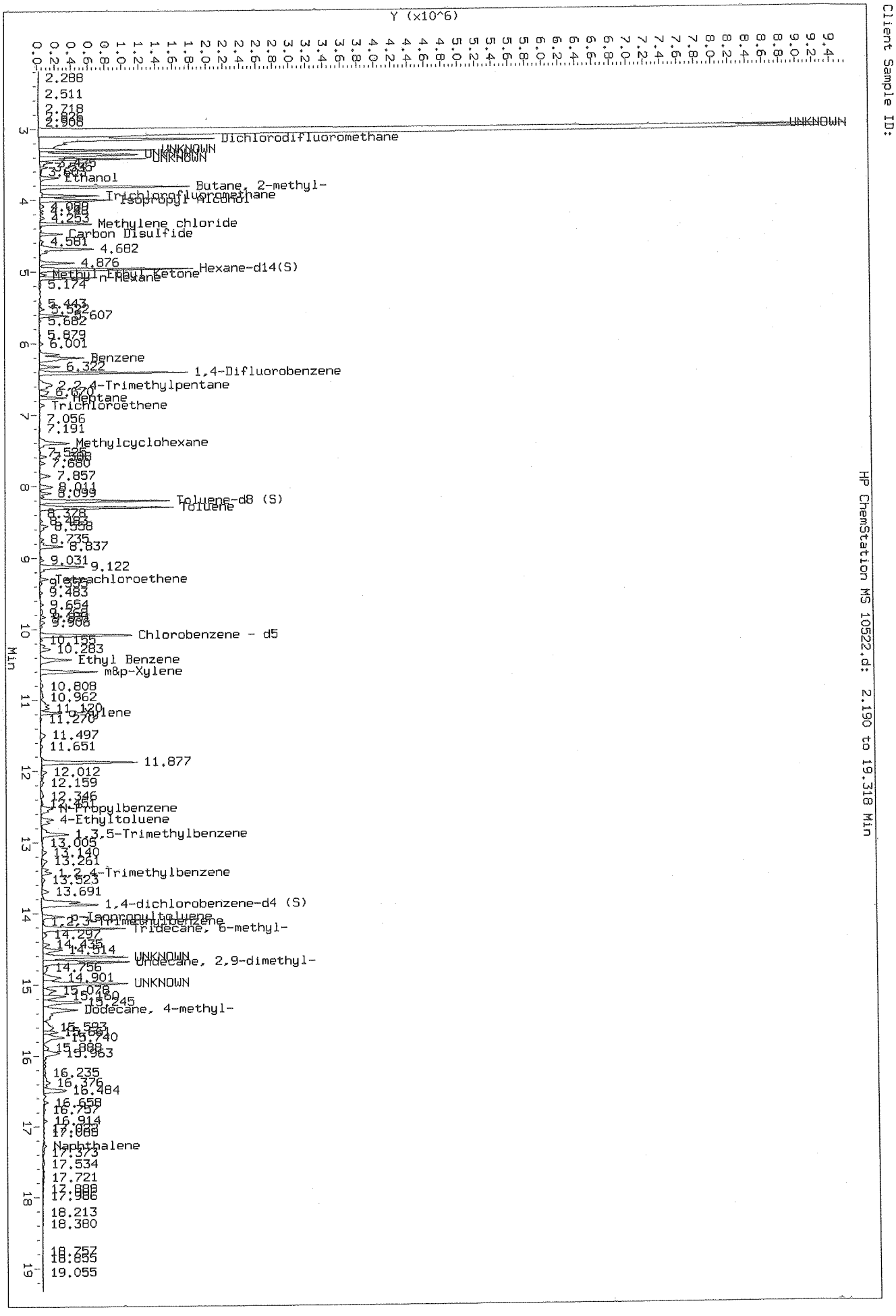
Y (x10^6)
Min
2.288
2.511
2.718
2.908
UNKNOWN
Dichlorodifluoromethane
UNKNOWN
UNKNOWN
Ethanol
Butane, 2-methyl-
Trichlorofluoromethane
Isopropyl Alcohol
Methylene chloride
Carbon Disulfide
4.581
4.682
4.876
Hexane-d14(S)
Methyl Ethyl Ketone
n-Hexane
5.174
5.443
5.607
5.682
5.879
6.001
Benzene
6.322
1,4-Difluorobenzene
2,2,4-Trimethylpentane
6.670
Heptane
Trichloroethene
7.056
7.191
Methylcyclohexane
7.680
7.857
8.011
8.099
Toluene-d8 (S)
Toluene
8.328
8.735
8.837
9.031
9.122
Tetrachloroethene
9.483
9.654
9.906
Chlorobenzene - d5
10.158
10.283
Ethyl Benzene
m&p-Xylene
10.808
10.962
11.120
o-Xylene
11.270
11.497
11.651
11.877
12.012
12.159
12.346
12.451
n-Propylbenzene
4-Ethyltoluene
1,3,5-Trimethylbenzene
13.005
13.140
13.261
1,2,4-Trimethylbenzene
13.523
13.691
1,4-dichlorobenzene-d4 (S)
p-Isopropyltoluene
1,2,3-Trimethylbenzene
Tridecane, 6-methyl-
14.297
14.435
14.514
UNKNOWN
Undecane, 2,9-dimethyl-
14.756
14.901
UNKNOWN
15.078
15.160
15.245
Dodecane, 4-methyl-
15.593
15.661
15.740
15.883
15.963
16.235
16.376
16.484
16.658
16.757
16.914
17.088
Naphthalene
17.373
17.534
17.721
17.888
17.986
18.213
18.380
18.757
18.855
19.055
Data File: \\192.168.10.12\chem\10airD.i\041514.b\10522.d
Injection Date: 15-APR-2014 21:56
Instrument: 10airD.i
Client Sample ID:
HP ChemStation MS 10522.d: 2.190 to 19.318 Min

Data File: \\192.168.10.12\chem\10airD.i\041514.b\10521.d
Report Date: 16-Apr-2014 13:51

Pace Analytical Services, Inc.

TENTATIVELY IDENTIFIED COMPOUNDS

Client Name:
Lab Smp Id: 10262342016
Operator : DR1
Sample Location:
Sample Matrix: AIR
Analysis Type: VOA
Inj Date: 15-APR-2014 21:27

Client SDG: 041514.b

Sample Date:
Sample Point:
Date Received:
Level: LOW

Number TICs found: 10

CONCENTRATION UNITS:
(ug/L or ug/KG) ppbv

	CAS NUMBER	COMPOUND NAME	RT	EST. CONC.	Q
1.		Unknown	3.010	151	J
2.		Unknown	3.361	9.80	J
3.	78-78-4	Butane, 2-methyl-	3.810	0.201	NJ
4.	17312-82-2	Undecane, 4,6-dimethyl-	14.215	1.50	NJ
5.	62199-06-8	Heptane, 5-ethyl-2,2,3-trim	14.612	1.42	NJ
6.	17301-26-7	Undecane, 2,9-dimethyl-	14.688	1.58	NJ
7.		Unknown	14.986	1.25	J
8.	563-16-6	Hexane, 3,3-dimethyl-	15.245	0.645	NJ
9.	17312-81-1	Undecane, 3,5-dimethyl-	15.353	0.965	NJ
10.		Unknown	15.744	15.5	J

Data File: \\192.168.10.12\chem\10airD.i\041514.b\10521.d
Report Date: 16-Apr-2014 13:51

Pace Analytical Services, Inc.

TO15 Analysis (UNIX)

Data file : \\192.168.10.12\chem\10airD.i\041514.b\10521.d
Lab Smp Id: 10262342016
Inj Date : 15-APR-2014 21:27
Operator : DR1 Inst ID: 10airD.i
Smp Info :
Misc Info : 19960
Comment : Volatile Organic COMPOUNDS in Air
Method : \\192.168.10.12\chem\10airD.i\041514.b\TO15_105-14.m
Meth Date : 15-Apr-2014 18:09 drandall Quant Type: ISTD
Cal Date : 15-APR-2014 17:43 Cal File: 10513.d
Als bottle: 19
Dil Factor: 1.68000
Integrator: HP RTE Compound Sublist: all.sub
Target Version: 4.14

Concentration Formula: Amt * DF * Uf * CpndVariable

Name	Value	Description
DF	1.680	Dilution Factor
Uf	1.000	ng unit correction factor
Cpnd Variable		Local Compound Variable

	COMPOUND	RT	AREA	AMOUNT
1	Chlorodifluoromethane	3.128	3045744	7.544
13	Trichlorofluoromethane	3.909	1336802	0.117
81	1,2,3-Trimethylbenzene	14.117	856383	0.211
85	Naphthalene	17.219	14131	0.118

		CONCENTRATIONS			QUANT		
RT	AREA	ON-COL(ppbv)	FINAL(ppbv)	QUAL	LIBRARY	LIB ENTRY	CPND #
Unknown				CAS #:			
3.010	36290104	89.8821559	151	0		0	1
Unknown				CAS #:			
3.361	2355111	5.83306204	9.80	0		0	1
Butane, 2-methyl-				CAS #: 78-78-4			
3.810	1368903	0.11984848	0.201	76	NIST05.L	700	13
Undecane, 4,6-dimethyl-				CAS #: 17312-82-2			
14.215	3628388	0.89319660	1.50	72	NIST05.L	46121	81

Data File: \\192.168.10.12\chem\10airD.i\041514.b\10521.d
Report Date: 16-Apr-2014 13:51

		CONCENTRATIONS			QUANT		
RT	AREA	ON-COL(ppbv)	FINAL(ppbv)	QUAL	LIBRARY	LIB ENTRY	CPND #
Heptane, 5-ethyl-2,2,3-trimethyl-				CAS #: 62199-06-8			
14.612	3441232	0.84712450	1.42	74	NIST05.L	36474	81
Undecane, 2,9-dimethyl-				CAS #: 17301-26-7			
14.688	3822062	0.94087309	1.58	72	NIST05.L	46117	81
Unknown				CAS #:			
14.986	3026528	0.74503722	1.25	0		0	81
Hexane, 3,3-dimethyl-				CAS #: 563-16-6			
15.245	1559488	0.38389751	0.645	83	NIST05.L	7446	81
Undecane, 3,5-dimethyl-				CAS #: 17312-81-1			
15.353	2333146	0.57434823	0.965	78	NIST05.L	46120	81
Unknown				CAS #:			
15.744	1100286	9.22479143	15.5	0		0	85

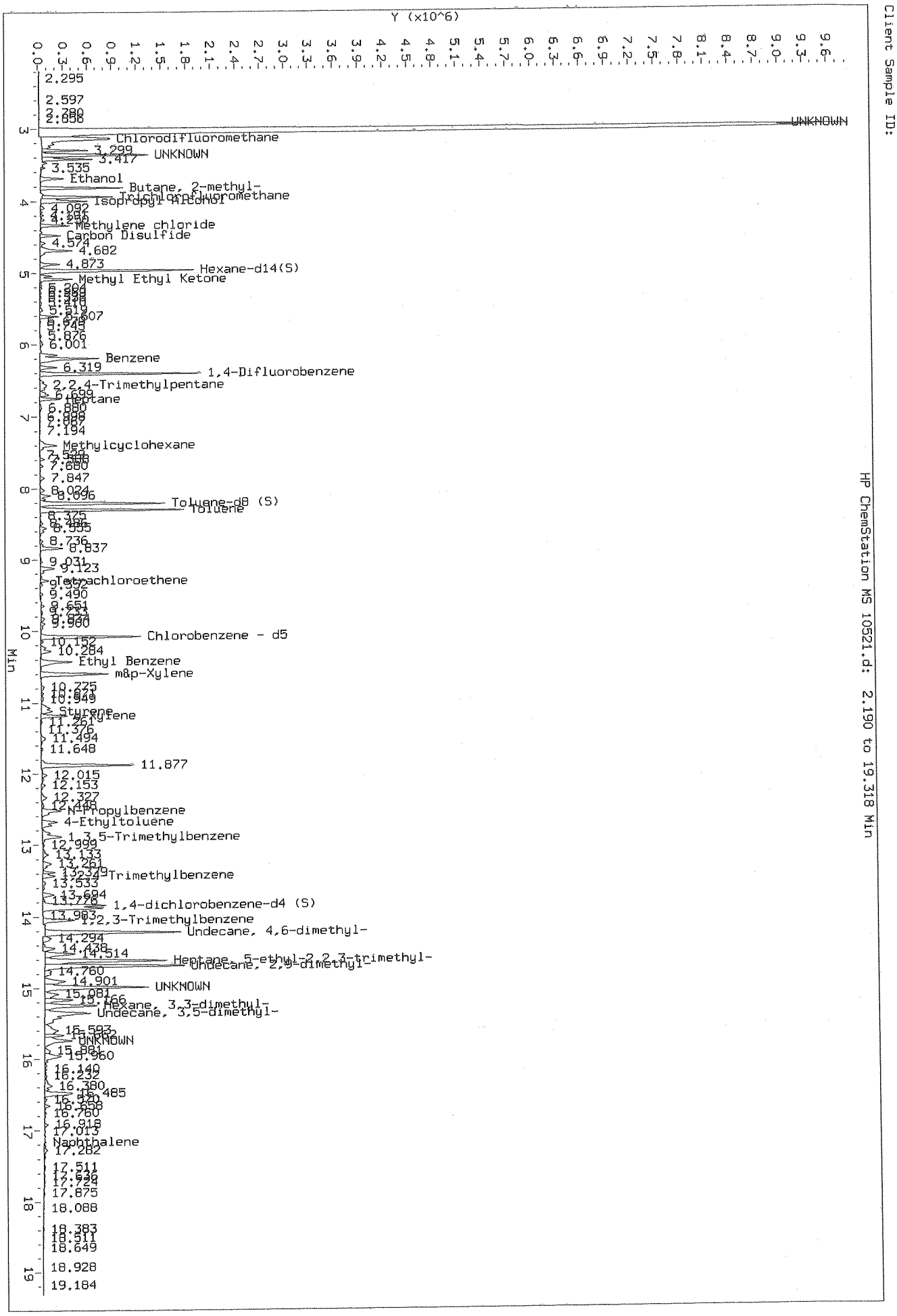
Data File: \\192.168.10.12\chem\10airD.i\041514.b\10521.d
Injection Date: 15-APR-2014 21:27
Instrument: 10airD.i
Client Sample ID:
HP ChemStation MS 10521.d: 2.190 to 19.318 Min
Y (x10^6)
Min
2.295
2.597
2.880
2.898
UNKNOWN
Chlorodifluoromethane
3.299
UNKNOWN
3.417
3.535
Ethanol
Butane, 2-methyl-
Trichlorofluoromethane
Isopropyl Alcohol
4.092
Methylene chloride
Carbon Disulfide
4.574
4.682
4.873
Hexane-d14(S)
Methyl Ethyl Ketone
5.607
6.001
Benzene
6.319
1,4-Difluorobenzene
2,2,4-Trimethylpentane
Heptane
6.850
7.194
Methylcyclohexane
7.847
8.034
8.096
Toluene-d8 (S)
Toluene
8.736
8.837
9.031
9.123
Tetrachloroethene
9.490
9.651
9.900
Chlorobenzene - d5
10.152
10.284
Ethyl Benzene
m&p-Xylene
10.275
Styrene
11.261
11.376
11.494
11.648
11.877
12.015
12.153
12.327
12.448
N-Propylbenzene
4-Ethyltoluene
1,3,5-Trimethylbenzene
12.999
13.133
13.261
13.379
13.533
13.694
13.778
1,4-dichlorobenzene-d4 (S)
13.963
1,2,3-Trimethylbenzene
Undecane, 4,6-dimethyl-
14.294
14.438
14.514
Heptane, 5-ethyl-2,2,3-trimethyl-
Undecane, 2,9-dimethyl-
14.760
14.901
UNKNOWN
15.081
15.166
Hexane, 3,3-dimethyl-
Undecane, 3,5-dimethyl-
15.503
15.582
UNKNOWN
15.801
15.960
16.140
16.232
16.380
16.485
16.558
16.760
16.918
17.013
Naphthalene
17.282
17.511
17.724
17.875
18.088
18.383
18.511
18.649
18.928
19.184

Data File: \\192.168.10.12\chem\10airD.i\041514.b\10518.d
Report Date: 16-Apr-2014 13:51

Pace Analytical Services, Inc.

TENTATIVELY IDENTIFIED COMPOUNDS

Client Name:
Lab Smp Id: 10262342017
Operator : DR1
Sample Location:
Sample Matrix: AIR
Analysis Type: VOA
Inj Date: 15-APR-2014 20:02

Client SDG: 041514.b

Sample Date:
Sample Point:
Date Received:
Level: LOW

Number TICs found: 10

CONCENTRATION UNITS:
(ug/L or ug/KG) ppbv

	CAS NUMBER	COMPOUND NAME	RT	EST. CONC.	Q
1.		Unknown	3.013	4.68	J
2.		Unknown	3.299	0.396	J
3.		Unknown	3.420	192	J
4.	107-83-5	Pentane, 2-methyl-	4.682	25.9	NJ
5.	17312-82-2	Undecane, 4,6-dimethyl-	14.215	39.4	NJ
6.		Unknown	14.612	33.6	J
7.		Unknown	14.688	39.0	J
8.		Unknown	14.986	32.5	J
9.	3891-98-3	Dodecane, 2,6,10-trimethyl-	15.245	18.5	NJ
10.	17312-81-1	Undecane, 3,5-dimethyl-	15.350	21.2	NJ

Data File: \\192.168.10.12\chem\10airD.i\041514.b\10518.d
Report Date: 16-Apr-2014 13:51

Pace Analytical Services, Inc.

TO15 Analysis (UNIX)

Data file : \\192.168.10.12\chem\10airD.i\041514.b\10518.d
Lab Smp Id: 10262342017
Inj Date : 15-APR-2014 20:02
Operator : DR1 Inst ID: 10airD.i
Smp Info :
Misc Info : 19960
Comment : Volatile Organic COMPOUNDS in Air
Method : \\192.168.10.12\chem\10airD.i\041514.b\TO15_105-14.m
Meth Date : 15-Apr-2014 18:09 drandall Quant Type: ISTD
Cal Date : 15-APR-2014 17:43 Cal File: 10513.d
Als bottle: 16
Dil Factor: 1.68000
Integrator: HP RTE Compound Sublist: all.sub
Target Version: 4.14

Concentration Formula: Amt * DF * Uf * CpndVariable

Name	Value	Description
DF	1.680	Dilution Factor
Uf	1.000	ng unit correction factor
Cpnd Variable		Local Compound Variable

	COMPOUND	RT	AREA	AMOUNT
1	Chlorodifluoromethane	3.131	4856183	0.397
10	Ethanol	3.679	681501	24.750
23	Carbon Disulfide	4.473	622732	4.801
81	1,2,3-Trimethylbenzene	14.117	48252	0.264

		CONCENTRATIONS			QUANT		
RT	AREA	ON-COL(ppbv)	FINAL(ppbv)	QUAL	LIBRARY	LIB ENTRY	CPND #
Unknown				CAS #:			
3.013	34116736	2.78844794	4.68	0		0	1
Unknown				CAS #:			
3.299	2886424	0.23591482	0.396	0		0	1
Unknown				CAS #:			
3.420	3145176	114.223346	192	0		0	10
Pentane, 2-methyl-				CAS #: 107-83-5			
4.682	1999708	15.4171532	25.9	72	NIST05.L	1795	23

Data File: \\192.168.10.12\chem\10airD.i\041514.b\10518.d
Report Date: 16-Apr-2014 13:51

RT	AREA	CONCENTRATIONS ON-COL(ppbv)	FINAL(ppbv)	QUAL	QUANT LIBRARY	LIB ENTRY	CPND #
Undecane, 4,6-dimethyl-				CAS #: 17312-82-2			
14.215	4275524	23.4338723	39.4	78	NIST05.L	46121	81
Unknown				CAS #:			
14.612	3647023	19.9891015	33.6	0		0	81
Unknown				CAS #:			
14.688	4233347	23.2027061	39.0	0		0	81
Unknown				CAS #:			
14.986	3534138	19.3703863	32.5	0		0	81
Dodecane, 2,6,10-trimethyl-				CAS #: 3891-98-3			
15.245	2006602	10.9980577	18.5	72	NIST05.L	66082	81
Undecane, 3,5-dimethyl-				CAS #: 17312-81-1			
15.350	2304205	12.6291976	21.2	78	NIST05.L	46120	81

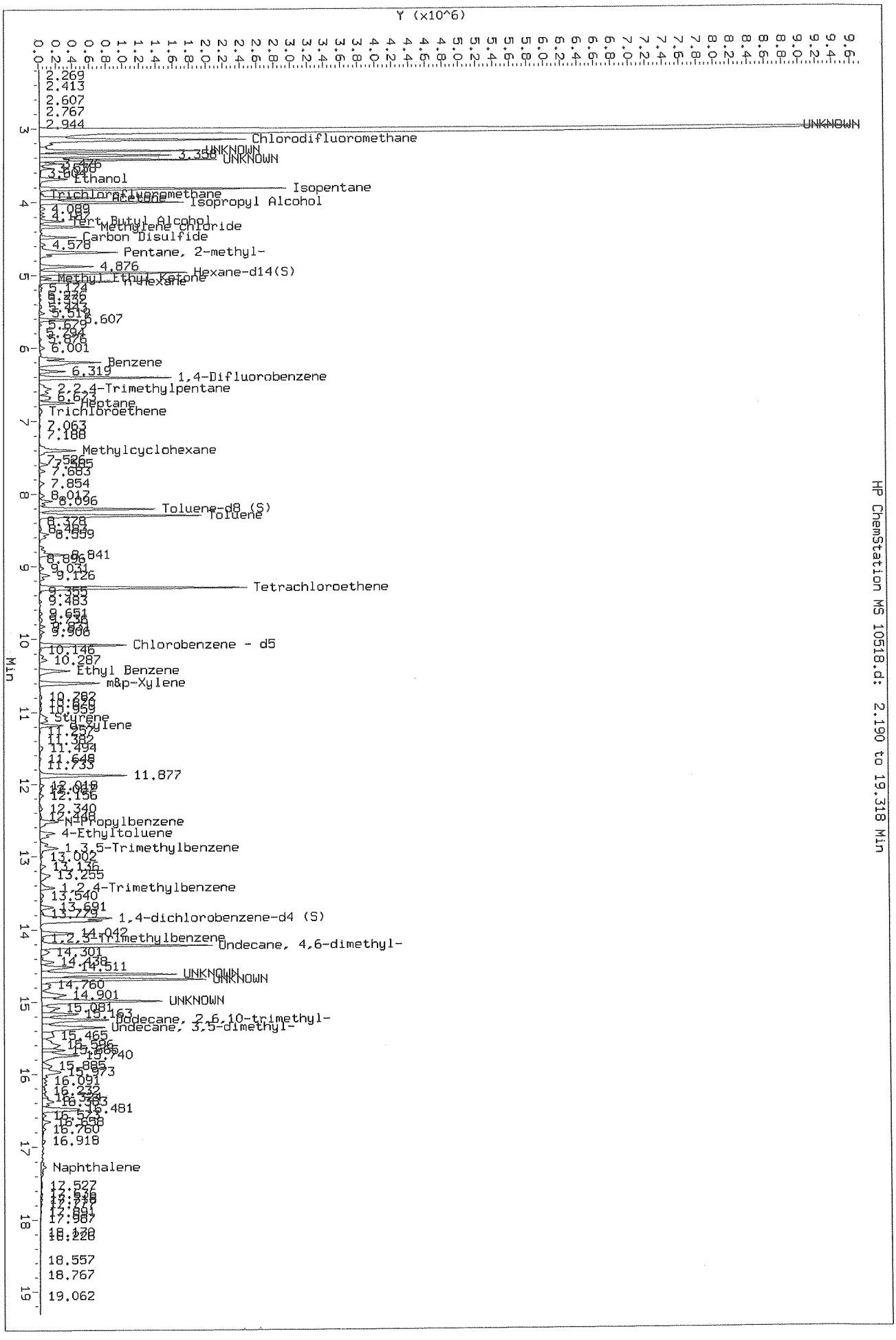
Y (x10^6)
Min
Data File: \\192.168.10.12\chem\10airD.i\041514.b\10518.d
Injection Date: 15-APR-2014 20:02
Instrument: 10airD.i
Client Sample ID:
HP ChemStation MS 10518.d: 2.190 to 19.318 Min
2.269
2.413
2.607
2.767
2.944
UNKNOWN
Chlorodifluoromethane
UNKNOWN
3.358
UNKNOWN
3.476
3.640
Ethanol
Isopentane
Trichlorofluoromethane
Acetone
Isopropyl Alcohol
4.089
4.189
Tert Butyl Alcohol
Methylene Chloride
Carbon Disulfide
4.578
Pentane, 2-methyl-
4.876
Hexane-d14(S)
Methyl Ethyl Ketone
n-Hexane
5.124
5.276
5.442
5.523
5.914
5.607
5.679
5.794
5.876
6.001
Benzene
6.319
1,4-Difluorobenzene
2,2,4-Trimethylpentane
6.643
Heptane
Trichloroethene
7.063
7.188
Methylcyclohexane
7.526
7.585
7.683
7.854
8.017
8.096
Toluene-d8 (S)
Toluene
8.378
8.487
8.559
8.841
8.896
9.031
9.126
Tetrachloroethene
9.355
9.483
9.651
9.736
9.907
9.906
Chlorobenzene - d5
10.145
10.287
Ethyl Benzene
m&p-Xylene
10.282
10.469
10.959
Styrene
o-Xylene
11.327
11.382
11.494
11.648
11.733
11.877
12.018
12.156
12.340
12.448
n-Propylbenzene
4-Ethyltoluene
1,3,5-Trimethylbenzene
13.002
13.146
13.255
1,2,4-Trimethylbenzene
13.540
13.691
13.779
1,4-dichlorobenzene-d4 (S)
14.042
1,2,3-Trimethylbenzene
Undecane, 4,6-dimethyl-
14.301
14.478
14.511
UNKNOWN
UNKNOWN
14.760
14.901
UNKNOWN
15.081
15.163
Dodecane, 2,6,10-trimethyl-
Undecane, 3,5-dimethyl-
15.465
15.596
15.665
15.740
15.885
15.973
16.091
16.232
16.383
16.481
16.558
16.760
16.918
Naphthalene
17.527
18.228
18.557
18.767
19.062

Data File: \\192.168.10.12\chem\10airD.i\041514.b\10520.d
Report Date: 16-Apr-2014 13:51

Pace Analytical Services, Inc.

TENTATIVELY IDENTIFIED COMPOUNDS

Client Name:
Lab Smp Id: 10262342018
Operator : DR1
Sample Location:
Sample Matrix: AIR
Analysis Type: VOA
Inj Date: 15-APR-2014 20:59

Client SDG: 041514.b

Sample Date:
Sample Point:
Date Received:
Level: LOW

Number TICs found: 10

CONCENTRATION UNITS:
(ug/L or ug/KG) ppbv

	CAS NUMBER	COMPOUND NAME	RT	EST. CONC.	Q
1.		Unknown	3.033	1070	J
2.		Unknown	3.302	21.9	J
3.	115-11-7	1-Propene, 2-methyl-	3.476	26.3	NJ
4.	115-11-7	1-Propene, 2-methyl-	3.544	17.5	NJ
5.	78-78-4	Butane, 2-methyl-	3.817	80.0	NJ
6.	627-20-3	2-Pentene, (Z)-	3.935	5.70	NJ
7.	646-04-8	2-Pentene, (E)-	4.082	4.07	NJ
8.	563-46-2	2-Methyl-1-butene	4.194	3.85	NJ
9.	107-83-5	Pentane, 2-methyl-	4.686	49.2	NJ
10.		Unknown	14.615	0.434	J

Data File: \\192.168.10.12\chem\10airD.i\041514.b\10520.d
Report Date: 16-Apr-2014 13:51

Pace Analytical Services, Inc.

TO15 Analysis (UNIX)

Data file : \\192.168.10.12\chem\10airD.i\041514.b\10520.d
Lab Smp Id: 10262342018
Inj Date : 15-APR-2014 20:59
Operator : DR1 Inst ID: 10airD.i
Smp Info :
Misc Info : 19960
Comment : Volatile Organic COMPOUNDS in Air
Method : \\192.168.10.12\chem\10airD.i\041514.b\TO15_105-14.m
Meth Date : 15-Apr-2014 18:09 drandall Quant Type: ISTD
Cal Date : 15-APR-2014 17:43 Cal File: 10513.d
Als bottle: 18
Dil Factor: 1.68000
Integrator: HP RTE Compound Sublist: all.sub
Target Version: 4.14

Concentration Formula: Amt * DF * Uf * CpndVariable

Name	Value	Description
DF	1.680	Dilution Factor
Uf	1.000	ng unit correction factor
Cpnd Variable		Local Compound Variable

COMPOUND	RT	AREA	AMOUNT
2 Propylene	3.138	35014155	607.474
7 1,3-Butadiene	3.420	37240825	94.469
10 Ethanol	3.679	2897700	21.425
16 Isopropyl Alcohol	3.977	11826584	3.961
23 Carbon Disulfide	4.479	763435	4.926
83 N-Butylbenzene	14.714	5292345	0.295

		CONCENTRATIONS			QUANT		
RT	AREA	ON-COL(ppbv)	FINAL(ppbv)	QUAL	LIBRARY	LIB ENTRY	CPND #
Unknown				CAS #:			
3.033	36709591	636.888538	1070	0		0	2
Unknown				CAS #:			
3.302	5141270	13.0418248	21.9	0		0	7
1-Propene, 2-methyl-				CAS #: 115-11-7			
3.476	6176220	15.6671767	26.3	72	NIST05.L	182	7

Data File: \\192.168.10.12\chem\10airD.i\041514.b\10520.d
Report Date: 16-Apr-2014 13:51

RT	AREA	CONCENTRATIONS ON-COL(ppbv)	CONCENTRATIONS FINAL(ppbv)	QUAL	QUANT LIBRARY	QUANT LIB ENTRY	CPND #
1-Propene, 2-methyl-				CAS #: 115-11-7			
3.544	4106310	10.4164491	17.5	86	NIST05.L	182	7
Butane, 2-methyl-				CAS #: 78-78-4			
3.817	6442588	47.6345869	80.0	91	NIST05.L	700	10
2-Pentene, (Z)-				CAS #: 627-20-3			
3.935	10136464	3.39524797	5.70	74	NIST05.L	543	16
2-Pentene, (E)-				CAS #: 646-04-8			
4.082	7237299	2.42416147	4.07	70	NIST05.L	548	16
2-Methyl-1-butene				CAS #: 563-46-2			
4.194	6845279	2.29285272	3.85	86	NIST05.L	550	16
Pentane, 2-methyl-				CAS #: 107-83-5			
4.686	4534270	29.2588305	49.2	86	NIST05.L	1795	23
Unknown				CAS #:			
14.615	4641787	0.25843754	0.434	0		0	83

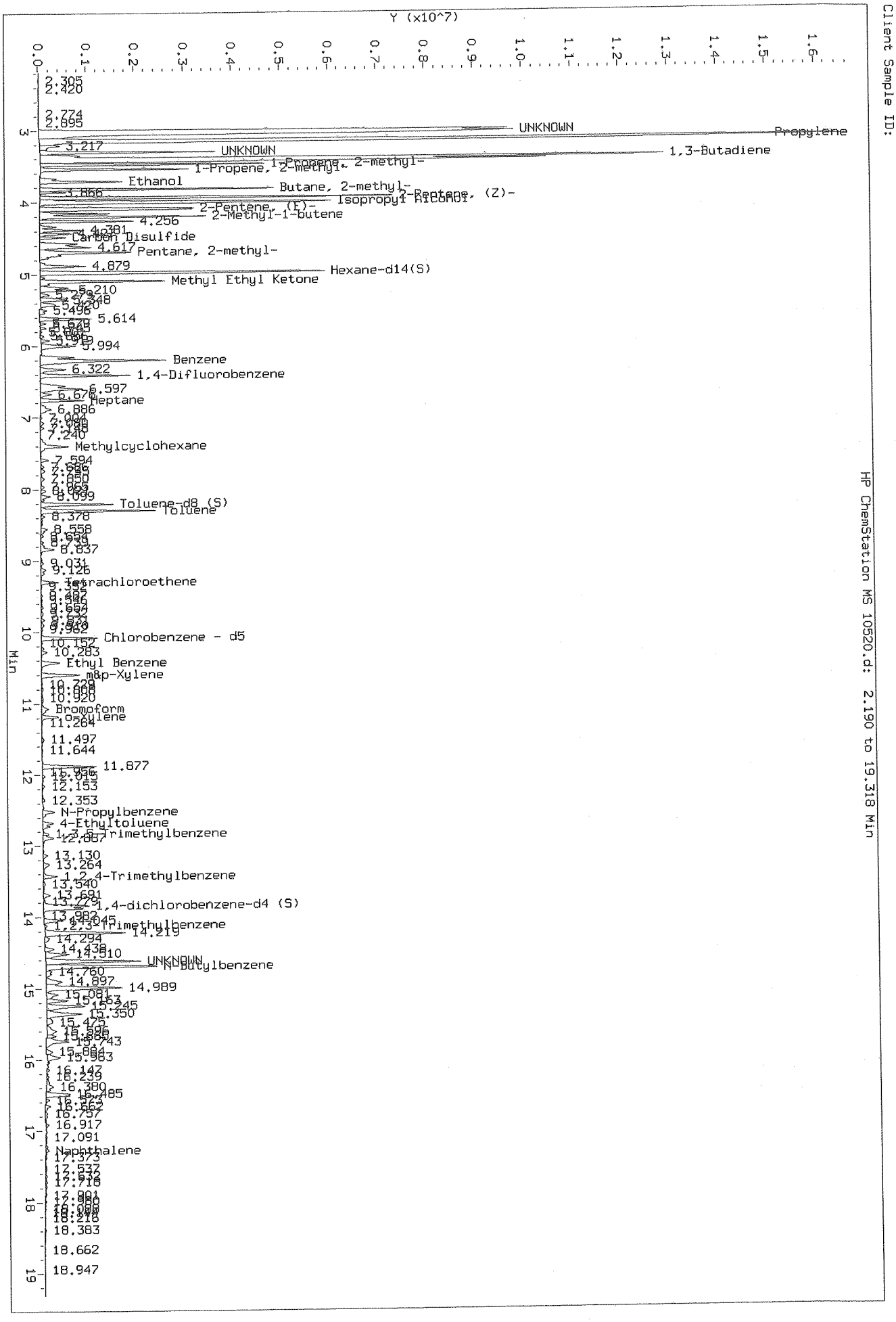

Data File: \\192.168.10.12\chem\10airD.i\041514.b\10520.d
Injection Date: 15-APR-2014 20:59
Instrument: 10airD.i
Client Sample ID:

Data File: \\192.168.10.12\chem\10airD.i\041614.b\10615.d
Report Date: 17-Apr-2014 13:20

Pace Analytical Services, Inc.

TENTATIVELY IDENTIFIED COMPOUNDS

Client Name:
Lab Smp Id: 10262342019
Operator : DR1
Sample Location:
Sample Matrix: AIR
Analysis Type: VOA
Inj Date: 16-APR-2014 15:07

Client SDG: 041614.b

Sample Date:
Sample Point:
Date Received:
Level: LOW

Number TICs found: 10

CONCENTRATION UNITS:
(ug/L or ug/KG) ppbv

	CAS NUMBER	COMPOUND NAME	RT	EST. CONC.	Q
1.		Unknown	3.010	59.2	J
2.		Unknown	3.354	8.42	J
3.	2213-23-2	Heptane, 2,4-dimethyl-	10.287	4.30	NJ
4.		Unknown	11.070	7.90	J
5.		Unknown	14.212	4.39	J
6.		Unknown	14.609	4.01	J
7.	2051-30-1	Octane, 2,6-dimethyl-	14.684	4.23	NJ
8.		Unknown	14.983	3.61	J
9.		Unknown	15.245	1.97	J
10.	1000309-15-	Sulfurous acid, hexyl 2-pen	15.350	3.08	NJ

Data File: \\192.168.10.12\chem\10airD.i\041614.b\10615.d
Report Date: 17-Apr-2014 13:20

Pace Analytical Services, Inc.

TO15 Analysis (UNIX)

Data file : \\192.168.10.12\chem\10airD.i\041614.b\10615.d
Lab Smp Id: 10262342019
Inj Date : 16-APR-2014 15:07
Operator : DR1 Inst ID: 10airD.i
Smp Info :
Misc Info : 19961
Comment : Volatile Organic COMPOUNDS in Air
Method : \\192.168.10.12\chem\10airD.i\041614.b\TO15_105-14.m
Meth Date : 17-Apr-2014 08:52 drandall Quant Type: ISTD
Cal Date : 15-APR-2014 17:43 Cal File: 10513.d
Als bottle: 15
Dil Factor: 2.64000
Integrator: HP RTE Compound Sublist: all.sub
Target Version: 4.14
Processing Host: 10MNCREINDL

Concentration Formula: Amt * DF * Uf * CpndVariable

Name	Value	Description
DF	2.640	Dilution Factor
Uf	1.000	ng unit correction factor
Cpnd Variable		Local Compound Variable

COMPOUND	RT	AREA	AMOUNT
3 Dichlorodifluoromethane	3.167	383586	0.234
63 Ethyl Benzene	10.428	714816	2.359
67 o-Xylene	11.179	429558	2.210
80 p-Isopropyltoluene	14.058	519833	0.538

		CONCENTRATIONS			QUANT		
RT	AREA	ON-COL(ppbv)	FINAL(ppbv)	QUAL	LIBRARY	LIB ENTRY	CPND #
Unknown				CAS #:			
3.010	36751060	22.4289806	59.2	0		0	3
Unknown				CAS #:			
3.354	5226495	3.18970238	8.42	0		0	3
Heptane, 2,4-dimethyl-				CAS #: 2213-23-2			
10.287	493912	1.63021088	4.30	72	NIST05.L	12289	63
Unknown				CAS #:			
11.070	581314	2.99079925	7.90	0		0	67

Data File: \\192.168.10.12\chem\10airD.i\041614.b\10615.d
Report Date: 17-Apr-2014 13:20

		CONCENTRATIONS			QUANT		
RT	AREA	ON-COL(ppbv)	FINAL(ppbv)	QUAL	LIBRARY	LIB ENTRY	CPND #
Unknown				CAS #:			
14.212	1606695	1.66437580	4.39	0		0	80
Unknown				CAS #:			
14.609	1467977	1.52067813	4.01	0		0	80
Octane, 2,6-dimethyl-				CAS #: 2051-30-1			
14.684	1547995	1.60356862	4.23	72	NIST05.L	18510	80
Unknown				CAS #:			
14.983	1319030	1.36638357	3.61	0		0	80
Unknown				CAS #:			
15.245	721921	0.74783856	1.97	0		0	80
Sulfurous acid, hexyl 2-pentyl ester				CAS #: 1000309-15-6			
15.350	1124489	1.16485823	3.08	78	NIST05.L	82079	80

Data File: \\192.168.10.12\chem\10airD.i\041614.b\10615.d
Injection Date: 16-APR-2014 15:07
Instrument: 10airD.i
Client Sample ID:

Data File: \\192.168.10.12\chem\10airD.i\041614.b\10617.d
Report Date: 17-Apr-2014 13:21

Pace Analytical Services, Inc.

TENTATIVELY IDENTIFIED COMPOUNDS

Client Name:
Lab Smp Id: 10262342020
Operator : DR1
Sample Location:
Sample Matrix: AIR
Analysis Type: VOA
Inj Date: 16-APR-2014 16:07

Client SDG: 041614.b

Sample Date:
Sample Point:
Date Received:
Level: LOW

Number TICs found: 10

CONCENTRATION UNITS:
(ug/L or ug/KG) ppbv

	CAS NUMBER	COMPOUND NAME	RT	EST. CONC.	Q
1.		Unknown	3.017	8.58	J
2.		Unknown	3.351	9.10	J
3.		Unknown	10.284	9.98	J
4.	111-84-2	Nonane	11.067	20.3	NJ
5.		Unknown	13.143	10.3	J
6.	17312-82-2	Undecane, 4,6-dimethyl-	14.212	3.28	NJ
7.		Unknown	14.609	0.452	J
8.	62016-19-7	Octane, 6-ethyl-2-methyl-	14.986	0.405	NJ
9.		Unknown	15.242	0.236	J
10.		Unknown	15.347	0.245	J

Data File: \\192.168.10.12\chem\10airD.i\041614.b\10617.d
Report Date: 17-Apr-2014 13:21

Pace Analytical Services, Inc.

TO15 Analysis (UNIX)

Data file : \\192.168.10.12\chem\10airD.i\041614.b\10617.d
Lab Smp Id: 10262342020
Inj Date : 16-APR-2014 16:07
Operator : DR1 Inst ID: 10airD.i
Smp Info :
Misc Info : 19961
Comment : Volatile Organic COMPOUNDS in Air
Method : \\192.168.10.12\chem\10airD.i\041614.b\TO15_105-14.m
Meth Date : 17-Apr-2014 08:52 drandall Quant Type: ISTD
Cal Date : 15-APR-2014 17:43 Cal File: 10513.d
Als bottle: 17
Dil Factor: 5.28000
Integrator: HP RTE Compound Sublist: all.sub
Target Version: 4.14
Processing Host: 10MNCREINDL

Concentration Formula: Amt * DF * Uf * CpndVariable

Name	Value	Description
DF	5.280	Dilution Factor
Uf	1.000	ng unit correction factor
Cpnd Variable		Local Compound Variable

COMPOUND	RT	AREA	AMOUNT
3 Dichlorodifluoromethane	3.171	403714	0.141
63 Ethyl Benzene	10.428	964840	2.750
67 o-Xylene	11.179	449219	2.215
74 1,2,4-Trimethylbenzene	13.428	400405	1.663
81 1,2,3-Trimethylbenzene	14.114	627113	0.344
83 N-Butylbenzene	14.714	1291410	0.082

		CONCENTRATIONS			QUANT		
RT	AREA	ON-COL(ppbv)	FINAL(ppbv)	QUAL	LIBRARY	LIB ENTRY	CPND #
Unknown				CAS #:			
3.017	4659237	1.62428635	8.58	0		0	3
Unknown				CAS #:			
3.351	4945745	1.72416793	9.10	0		0	3

Data File: \\192.168.10.12\chem\10airD.i\041614.b\10617.d
Report Date: 17-Apr-2014 13:21

		CONCENTRATIONS			QUANT		
RT	AREA	ON-COL(ppbv)	FINAL(ppbv)	QUAL	LIBRARY	LIB ENTRY	CPND #
Unknown				CAS #:			
10.284	663358	1.89067112	9.98	0		0	63
Nonane				CAS #:	111-84-2		
11.067	781068	3.85076303	20.3	83	NIST05.L	12268	67
Unknown				CAS #:			
13.143	469765	1.95133109	10.3	0		0	74
Undecane, 4,6-dimethyl-				CAS #:	17312-82-2		
14.212	1132775	0.62083810	3.28	78	NIST05.L	46121	81
Unknown				CAS #:			
14.609	1340836	0.08562635	0.452	0		0	83
Octane, 6-ethyl-2-methyl-				CAS #:	62016-19-7		
14.986	1200958	0.07669369	0.405	78	NIST05.L	27265	83
Unknown				CAS #:			
15.242	699692	0.04468265	0.236	0		0	83
Unknown				CAS #:			
15.347	726239	0.04637795	0.245	0		0	83

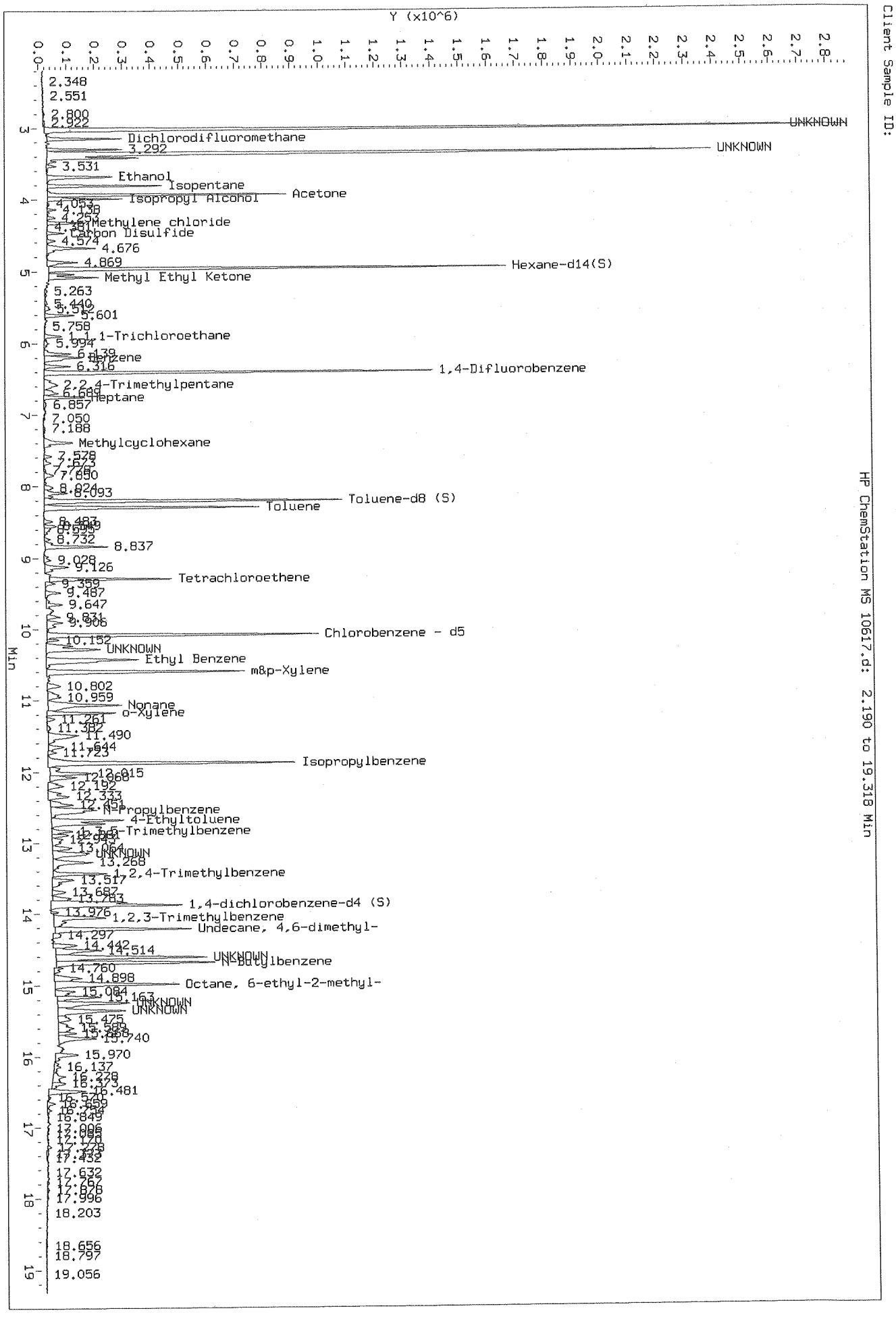
Data File: \\192.168.10.12\chem\10airD.i\041614.b\10617.d
Injection Date: 16-APR-2014 16:07
Instrument: 10airD.i
Client Sample ID:
HP ChemStation MS 10617.d: 2.190 to 19.318 Min
Y (x10^6)
Min
2.348
2.551
2.800
2.922
UNKNOWN
Dichlorodifluoromethane
3.292
UNKNOWN
3.531
Ethanol
Isopentane
Acetone
Isopropyl Alcohol
Methylene chloride
Carbon Disulfide
4.676
4.869
Hexane-d14(S)
Methyl Ethyl Ketone
5.263
5.601
5.758
1,1,1-Trichloroethane
Benzene
6.316
1,4-Difluorobenzene
2,2,4-Trimethylpentane
Heptane
6.857
7.050
7.188
Methylcyclohexane
7.650
8.093
Toluene-d8 (S)
Toluene
8.732
8.837
9.028
9.126
Tetrachloroethene
9.359
9.487
9.647
9.906
Chlorobenzene - d5
10.152
UNKNOWN
Ethyl Benzene
m&p-Xylene
10.802
10.959
Nonane
o-Xylene
11.261
11.382
11.490
11.644
11.723
Isopropylbenzene
12.192
12.333
12.457
N-Propylbenzene
4-Ethyltoluene
1,3,5-Trimethylbenzene
13.064
UNKNOWN
13.268
1,2,4-Trimethylbenzene
13.517
13.687
13.783
1,4-dichlorobenzene-d4 (S)
13.976
1,2,3-Trimethylbenzene
Undecane, 4,6-dimethyl-
14.297
14.442
14.514
UNKNOWN
N-Butylbenzene
14.760
14.898
Octane, 6-ethyl-2-methyl-
15.084
15.163
UNKNOWN
UNKNOWN
15.475
15.740
15.970
16.137
16.481
16.849
17.432
17.632
17.996
18.203
18.656
18.797
19.056

Data File: \\192.168.10.12\chem\10airD.i\041614.b\10618.d
Report Date: 17-Apr-2014 13:21

Pace Analytical Services, Inc.

TENTATIVELY IDENTIFIED COMPOUNDS

Client Name:
Lab Smp Id: 10262342021
Operator : DR1
Sample Location:
Sample Matrix: AIR
Analysis Type: VOA
Inj Date: 16-APR-2014 16:36

Client SDG: 041614.b

Sample Date:
Sample Point:
Date Received:
Level: LOW

Number TICs found: 10

CONCENTRATION UNITS:
(ug/L or ug/KG) ppbv

	CAS NUMBER	COMPOUND NAME	RT	EST. CONC.	Q
1.		Unknown	3.354	13.6	_J__
2.	541-05-9	Cyclotrisiloxane, hexamethy	9.122	12.5	NJ__
3.	2213-23-2	Heptane, 2,4-dimethyl-	10.283	9.22	NJ__
4.	111-84-2	Nonane	11.070	16.9	NJ__
5.	556-67-2	Cyclotetrasiloxane, octamet	12.884	10.8	NJ__
6.	62016-37-9	Octane, 2,4,6-trimethyl-	14.215	14.6	NJ__
7.		Unknown	14.615	0.468	_J__
8.		Unknown	14.986	0.459	_J__
9.	17301-30-3	Undecane, 3,8-dimethyl-	15.245	0.239	NJ__
10.		Unknown	15.347	0.332	_J__

Data File: \\192.168.10.12\chem\10airD.i\041614.b\10618.d
Report Date: 17-Apr-2014 13:21

Pace Analytical Services, Inc.

TO15 Analysis (UNIX)

Data file : \\192.168.10.12\chem\10airD.i\041614.b\10618.d
Lab Smp Id: 10262342021
Inj Date : 16-APR-2014 16:36
Operator : DR1 Inst ID: 10airD.i
Smp Info :
Misc Info : 19961
Comment : Volatile Organic COMPOUNDS in Air
Method : \\192.168.10.12\chem\10airD.i\041614.b\TO15_105-14.m
Meth Date : 17-Apr-2014 08:52 drandall Quant Type: ISTD
Cal Date : 15-APR-2014 17:43 Cal File: 10513.d
Als bottle: 18
Dil Factor: 3.02400
Integrator: HP RTE Compound Sublist: all.sub
Target Version: 4.14
Processing Host: 10MNCREINDL

Concentration Formula: Amt * DF * Uf * CpndVariable

Name	Value	Description
DF	3.024	Dilution Factor
Uf	1.000	ng unit correction factor
Cpnd Variable		Local Compound Variable

COMPOUND	RT	AREA	AMOUNT
3 Dichlorodifluoromethane	3.164	294456	0.247
60 Tetrachloroethene	9.296	1258831	6.737
63 Ethyl Benzene	10.431	1318409	4.414
67 o-Xylene	11.179	809586	3.995
72 1,3,5-Trimethylbenzene	12.828	187553	0.949
80 p-Isopropyltoluene	14.064	1235336	2.668
83 N-Butylbenzene	14.714	2577180	0.177

		CONCENTRATIONS			QUANT		
RT	AREA	ON-COL(ppbv)	FINAL(ppbv)	QUAL	LIBRARY	LIB ENTRY	CPND #
Unknown				CAS #:			
3.354	5392839	4.51636896	13.6	0		0	3
Cyclotrisiloxane, hexamethyl-				CAS #: 541-05-9			
9.122	771516	4.12923017	12.5	90	NIST05.L	73123	60

Data File: \\192.168.10.12\chem\10airD.i\041614.b\10618.d
Report Date: 17-Apr-2014 13:21

RT	AREA	CONCENTRATIONS ON-COL(ppbv)	FINAL(ppbv)	QUAL	QUANT LIBRARY	LIB ENTRY	CPND #
Heptane, 2,4-dimethyl-				CAS #: 2213-23-2			
10.283	910743	3.04908151	9.22	80	NIST05.L	12289	63
Nonane				CAS #: 111-84-2			
11.070	1135419	5.60295304	16.9	83	NIST05.L	12268	67
Cyclotetrasiloxane, octamethyl-				CAS #: 556-67-2			
12.884	704128	3.56233737	10.8	91	NIST05.L	122481	72
Octane, 2,4,6-trimethyl-				CAS #: 62016-37-9			
14.215	2227722	4.81206090	14.6	72	NIST05.L	27260	80
Unknown				CAS #:			
14.615	2257830	0.15484789	0.468	0		0	83
Unknown				CAS #:			
14.986	2215346	0.15193423	0.459	0		0	83
Undecane, 3,8-dimethyl-				CAS #: 17301-30-3			
15.245	1154731	0.07919448	0.239	78	NIST05.L	46122	83
Unknown				CAS #:			
15.347	1602551	0.10990713	0.332	0		0	83

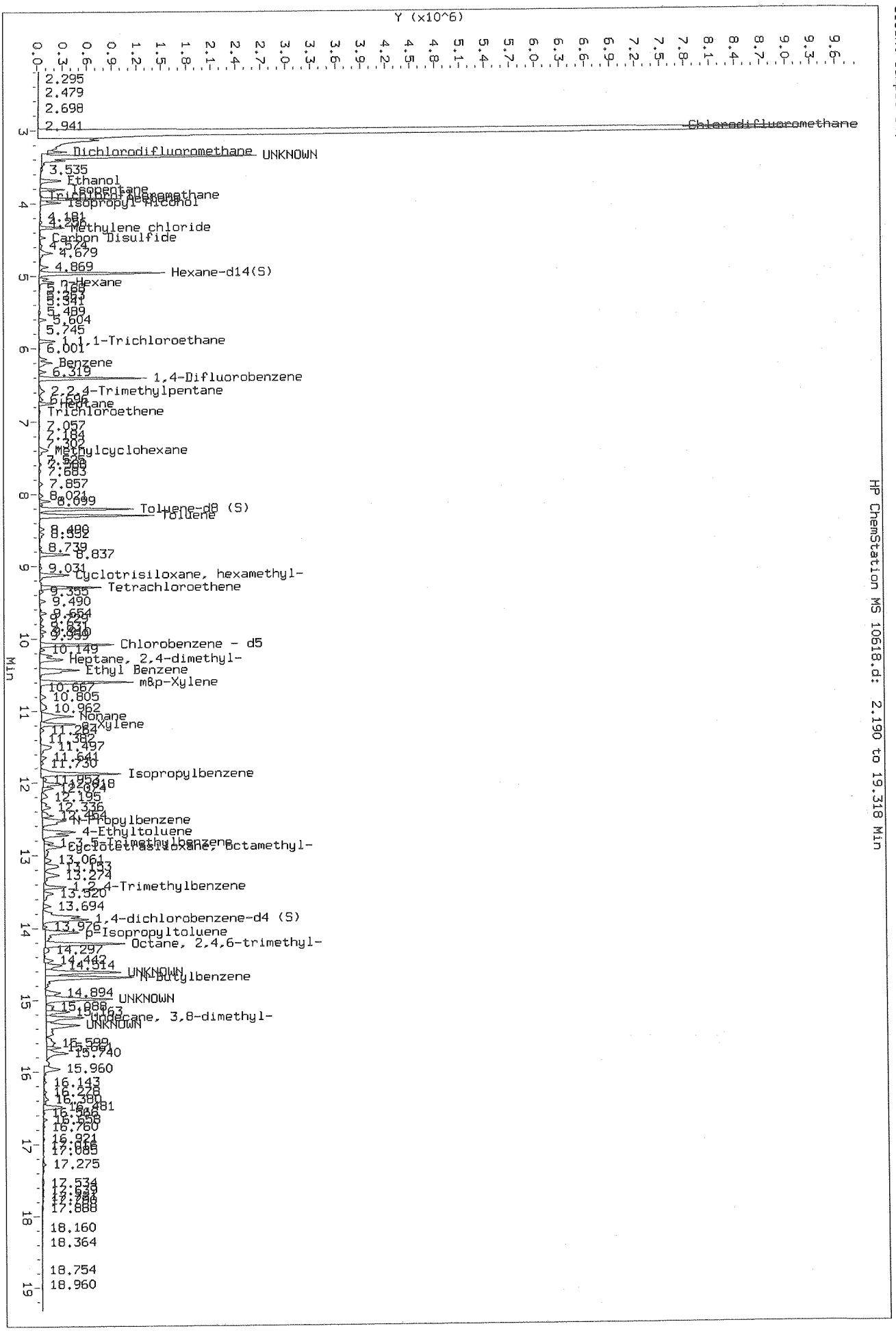
Data File: \\192.168.10.12\chem\10airD.i\041614.b\10618.d
Injection Date: 16-APR-2014 16:36
Instrument: 10airD.i
Client Sample ID:
HP ChemStation MS 10618.d: 2.190 to 19.318 Min
Y (x10^6)
Min
2.295
2.479
2.698
2.941
Chlorodifluoromethane
Dichlorodifluoromethane
UNKNOWN
3.535
Ethanol
Isopentane
Trichlorofluoromethane
Isopropyl Alcohol
4.181
4.266
Methylene chloride
Carbon Disulfide
4.574
4.679
4.869
Hexane-d14(S)
n-Hexane
5.604
5.745
1,1,1-Trichloroethane
6.001
Benzene
6.319
1,4-Difluorobenzene
2,2,4-Trimethylpentane
6.606
Heptane
Trichloroethene
7.057
7.184
7.302
Methylcyclohexane
7.857
8.021
8.099
Toluene-d8 (S)
Toluene
8.490
8.932
8.739
8.837
9.031
Cyclotrisiloxane, hexamethyl-
Tetrachloroethene
9.355
9.490
9.654
9.631
9.814
9.959
10.149
Chlorobenzene - d5
Heptane, 2,4-dimethyl-
Ethyl Benzene
m&p-Xylene
10.667
10.805
10.962
Nonane
o-Xylene
11.284
11.362
11.497
11.641
11.730
Isopropylbenzene
11.953
12.018
12.064
12.195
12.336
12.450
N-Propylbenzene
4-Ethyltoluene
1,3,5-Trimethylbenzene
Cyclotetrasiloxane, octamethyl-
13.061
13.153
13.274
1,2,4-Trimethylbenzene
13.520
13.694
1,4-dichlorobenzene-d4 (S)
13.976
p-Isopropyltoluene
Octane, 2,4,6-trimethyl-
14.297
14.442
14.514
UNKNOWN
N-Butylbenzene
14.894
UNKNOWN
15.088
Undecane, 3,8-dimethyl-
15.163
UNKNOWN
15.599
15.661
15.740
15.960
16.143
16.278
16.380
16.481
16.566
16.658
16.760
16.921
17.085
17.275
17.534
17.639
17.782
17.880
17.888
18.160
18.364
18.754
18.960

Data File: \\192.168.10.12\chem\10airD.i\041614.b\10630.d
Report Date: 17-Apr-2014 13:25

Pace Analytical Services, Inc.

TENTATIVELY IDENTIFIED COMPOUNDS

Client Name:
Lab Smp Id: 10262342022
Operator : DR1
Sample Location:
Sample Matrix: AIR
Analysis Type: VOA
Inj Date: 16-APR-2014 22:31

Client SDG: 041614.b

Sample Date:
Sample Point:
Date Received:
Level: LOW

Number TICs found: 10

CONCENTRATION UNITS:
(ug/L or ug/KG) ppbv

	CAS NUMBER	COMPOUND NAME	RT	EST. CONC.	Q
1.		Unknown	3.000	7.93	J
2.		Unknown	3.246	0.844	J
3.		Unknown	3.351	1.05	J
4.	111-84-2	Nonane	11.070	12.4	NJ
5.		Unknown	14.212	7.78	J
6.		Unknown	14.609	8.01	J
7.	2051-30-1	Octane, 2,6-dimethyl-	14.681	8.63	NJ
8.	17301-25-6	Undecane, 2,8-dimethyl-	14.986	8.06	NJ
9.		Unknown	15.242	4.82	J
10.		Unknown	15.350	5.28	J

Data File: \\192.168.10.12\chem\10airD.i\041614.b\10630.d
Report Date: 17-Apr-2014 13:25

Pace Analytical Services, Inc.

TO15 Analysis (UNIX)

Data file : \\192.168.10.12\chem\10airD.i\041614.b\10630.d
Lab Smp Id: 10262342022
Inj Date : 16-APR-2014 22:31
Operator : DR1 Inst ID: 10airD.i
Smp Info :
Misc Info : 19961
Comment : Volatile Organic COMPOUNDS in Air
Method : \\192.168.10.12\chem\10airD.i\041614.b\TO15_105-14.m
Meth Date : 17-Apr-2014 08:52 drandall Quant Type: ISTD
Cal Date : 15-APR-2014 17:43 Cal File: 10513.d
Als bottle: 30
Dil Factor: 2.73000
Integrator: HP RTE Compound Sublist: all.sub
Target Version: 4.14
Processing Host: 10MNCREINDL

Concentration Formula: Amt * DF * Uf * CpndVariable

Name	Value	Description
DF	2.730	Dilution Factor
Uf	1.000	ng unit correction factor
Cpnd Variable		Local Compound Variable

COMPOUND	RT	AREA	AMOUNT
3 Dichlorodifluoromethane	3.164	3397943	0.244
67 o-Xylene	11.179	560962	3.016
80 p-Isopropyltoluene	14.061	995811	1.995

		CONCENTRATIONS			QUANT		
RT	AREA	ON-COL(ppbv)	FINAL(ppbv)	QUAL	LIBRARY	LIB ENTRY	CPND #
Unknown				CAS #:			
3.000	40481202	2.90559592	7.93	0		0	3
Unknown				CAS #:			
3.246	4307672	0.30918927	0.844	0		0	3
Unknown				CAS #:			
3.351	5368453	0.38532836	1.05	0		0	3
Nonane				CAS #: 111-84-2			
11.070	843708	4.53587196	12.4	87	NIST05.L	12267	67

Data File: \\192.168.10.12\chem\10airD.i\041614.b\10630.d
Report Date: 17-Apr-2014 13:25

RT	AREA	CONCENTRATIONS ON-COL(ppbv)	FINAL(ppbv)	QUAL	QUANT LIBRARY	LIB ENTRY	CPND #
Unknown				CAS #:			
14.212	1422345	2.85001783	7.78	0		0	80
Unknown				CAS #:			
14.609	1464469	2.93442476	8.01	0		0	80
Octane, 2,6-dimethyl-				CAS #:	2051-30-1		
14.681	1577310	3.16052956	8.63	72	NIST05.L	18510	80
Undecane, 2,8-dimethyl-				CAS #:	17301-25-6		
14.986	1474144	2.95381075	8.06	78	NIST05.L	46108	80
Unknown				CAS #:			
15.242	881207	1.76571418	4.82	0		0	80
Unknown				CAS #:			
15.350	964751	1.93311688	5.28	0		0	80

Data File: \\192.168.10.12\chem\10airD.i\041614.b\10630.d
Injection Date: 16-APR-2014 22:31
Instrument: 10airD.i
Client Sample ID:

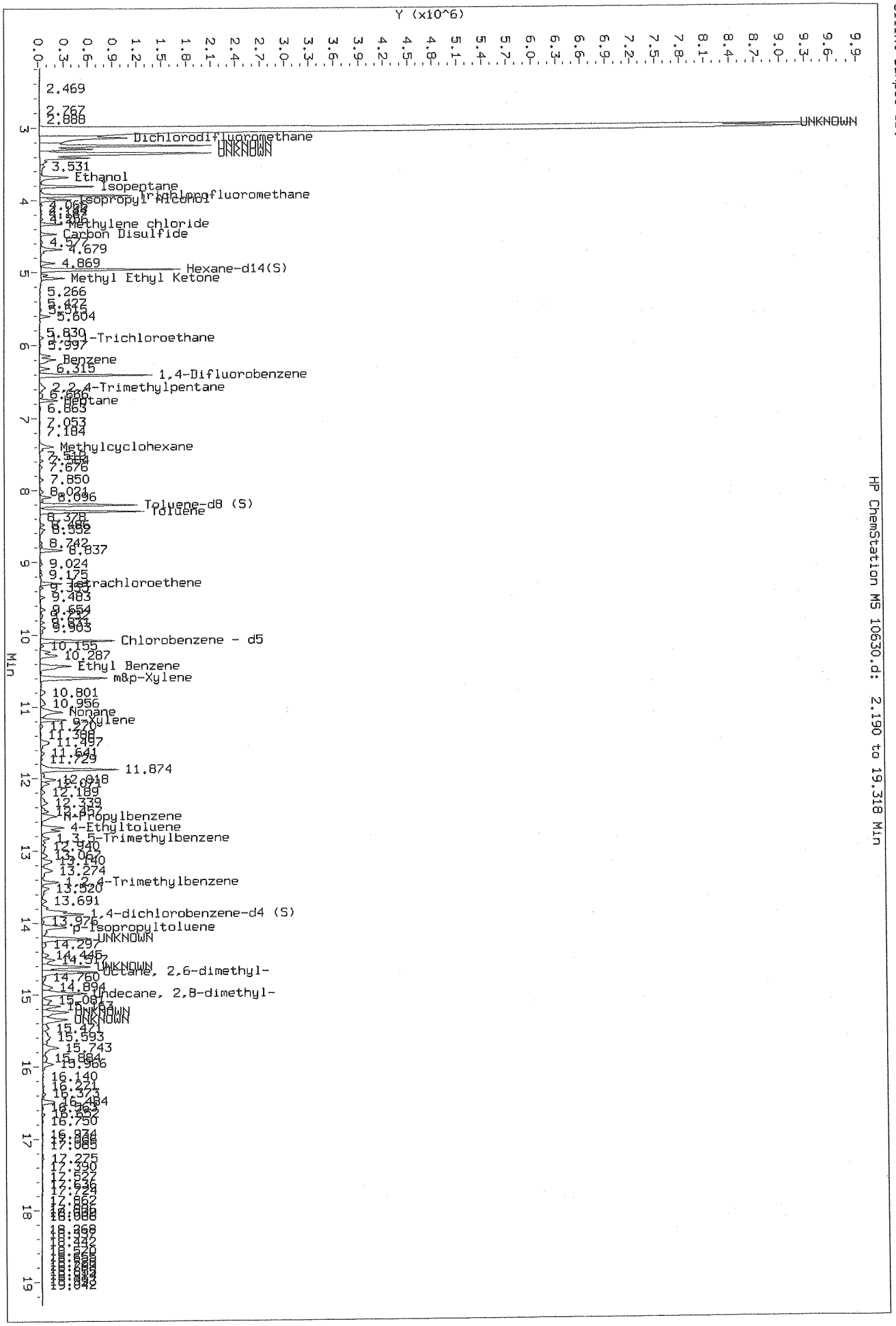

Data File: \\192.168.10.12\chem\10airD.i\041614.b\10626.d
Report Date: 17-Apr-2014 13:23

Pace Analytical Services, Inc.

TENTATIVELY IDENTIFIED COMPOUNDS

Client Name:
Lab Smp Id: 10262342023
Operator : DR1
Sample Location:
Sample Matrix: AIR
Analysis Type: VOA
Inj Date: 16-APR-2014 20:33

Client SDG: 041614.b

Sample Date:
Sample Point:
Date Received:
Level: LOW

Number TICs found: 10

CONCENTRATION UNITS:
(ug/L or ug/KG) ppbv

	CAS NUMBER	COMPOUND NAME	RT	EST. CONC.	Q
1.		Unknown	2.990	0.244	J
2.		Unknown	3.289	0.432	J
3.	106-97-8	Butane	3.417	707	NJ
4.	463-82-1	Neopentane	3.476	254	NJ
5.	107-83-5	Pentane, 2-methyl-	4.673	33.2	NJ
6.	31081-18-2	Nonane, 3-methyl-5-propyl-	14.212	4.19	NJ
7.		Unknown	14.609	3.64	J
8.	17301-28-9	Undecane, 3,6-dimethyl-	14.684	5.28	NJ
9.	2051-33-4	1-Hexanol, 5-methyl-2-(1-me	14.983	4.57	NJ
10.	1000309-15-	Sulfurous acid, hexyl 2-pen	15.347	3.77	NJ

Data File: \\192.168.10.12\chem\10airD.i\041614.b\10626.d
Report Date: 17-Apr-2014 13:23

Pace Analytical Services, Inc.

TO15 Analysis (UNIX)

Data file : \\192.168.10.12\chem\10airD.i\041614.b\10626.d
Lab Smp Id: 10262342023
Inj Date : 16-APR-2014 20:33
Operator : DR1 Inst ID: 10airD.i
Smp Info :
Misc Info : 19961
Comment : Volatile Organic COMPOUNDS in Air
Method : \\192.168.10.12\chem\10airD.i\041614.b\TO15_105-14.m
Meth Date : 17-Apr-2014 08:52 drandall Quant Type: ISTD
Cal Date : 15-APR-2014 17:43 Cal File: 10513.d
Als bottle: 26
Dil Factor: 1.68000
Integrator: HP RTE Compound Sublist: all.sub
Target Version: 4.14
Processing Host: 10MNCREINDL

Concentration Formula: Amt * DF * Uf * CpndVariable

Name	Value	Description
DF	1.680	Dilution Factor
Uf	1.000	ng unit correction factor
Cpnd Variable		Local Compound Variable

	COMPOUND	RT	AREA	AMOUNT
3	Dichlorodifluoromethane	3.167	48719015	0.223
10	Ethanol	3.672	589996	21.982
23	Carbon Disulfide	4.473	279648	1.994
80	p-Isopropyltoluene	14.061	1060161	1.395

		CONCENTRATIONS			QUANT		
RT	AREA	ON-COL(ppbv)	FINAL(ppbv)	QUAL	LIBRARY	LIB ENTRY	CPND #
Unknown				CAS #:			
2.990	31782416	0.14543970	0.244	0		0	3
Unknown				CAS #:			
3.289	56142593	0.25691444	0.432	0		0	3
Butane				CAS #: 106-97-8			
3.417	11297322	420.908784	707	80	NIST05.L	227	10
Neopentane				CAS #: 463-82-1			
3.476	4056687	151.141598	254	72	NIST05.L	696	10

Data File: \\192.168.10.12\chem\10airD.i\041614.b\10626.d
Report Date: 17-Apr-2014 13:23

		CONCENTRATIONS			QUANT		
RT	AREA	ON-COL(ppbv)	FINAL(ppbv)	QUAL	LIBRARY	LIB ENTRY	CPND #
Pentane, 2-methyl-				CAS #: 107-83-5			
4.673	2769684	19.7503527	33.2	91	NIST05.L	1793	23
Nonane, 3-methyl-5-propyl-				CAS #: 31081-18-2			
14.212	1896429	2.49564546	4.19	72	NIST05.L	46168	80
Unknown				CAS #:			
14.609	1648577	2.16947924	3.64	0		0	80
Undecane, 3,6-dimethyl-				CAS #: 17301-28-9			
14.684	2390054	3.14524210	5.28	72	NIST05.L	46119	80
1-Hexanol, 5-methyl-2-(1-methylethyl)-				CAS #: 2051-33-4			
14.983	2068007	2.72143785	4.57	78	NIST05.L	28408	80
Sulfurous acid, hexyl 2-pentyl ester				CAS #: 1000309-15-6			
15.347	1705710	2.24466510	3.77	78	NIST05.L	82079	80

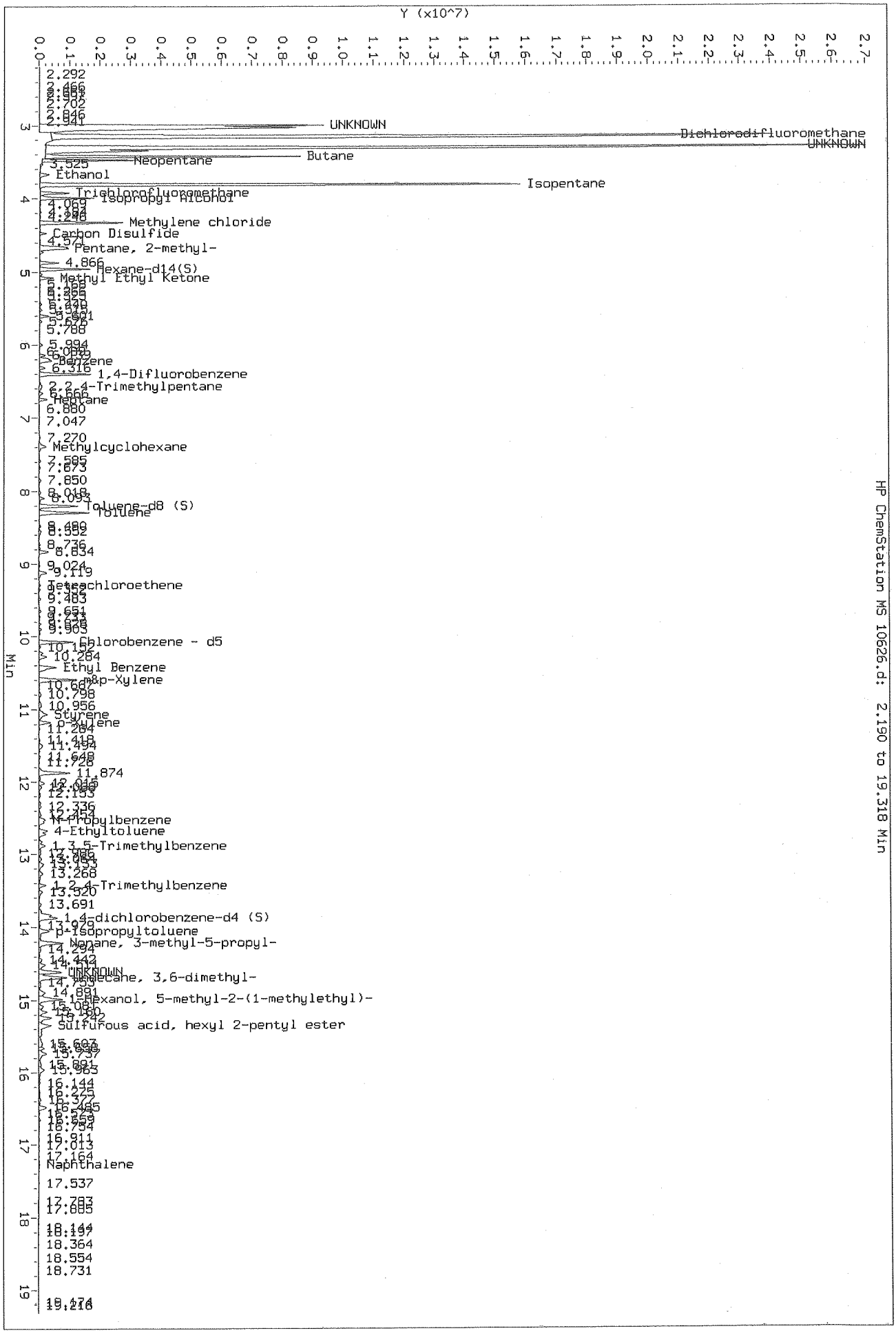
Data File: \\192.168.10.12\chem\10airD.i\041614.b\10626.d
Injection Date: 16-APR-2014 20:33
Instrument: 10airD.i
Client Sample ID:
HP ChemStation MS 10626.d: 2.190 to 19.318 Min
Y (x10^7)
Min
UNKNOWN
Dichlorodifluoromethane
UNKNOWN
Butane
Neopentane
Ethanol
Isopentane
Trichlorofluoromethane
Isopropyl Alcohol
Methylene chloride
Carbon Disulfide
Pentane, 2-methyl-
Hexane-d14(S)
Methyl Ethyl Ketone
Benzene
1,4-Difluorobenzene
2,2,4-Trimethylpentane
Heptane
Methylcyclohexane
Toluene-d8 (S)
Toluene
Tetrachloroethene
Chlorobenzene - d5
Ethyl Benzene
m&p-Xylene
Styrene
o-Xylene
11.874
N-Propylbenzene
4-Ethyltoluene
1,3,5-Trimethylbenzene
1,2,4-Trimethylbenzene
1,4-dichlorobenzene-d4 (S)
p-Isopropyltoluene
Nonane, 3-methyl-5-propyl-
UNKNOWN
Decane, 3,6-dimethyl-
1-Hexanol, 5-methyl-2-(1-methylethyl)-
Sulfurous acid, hexyl 2-pentyl ester
Naphthalene

Data File: \\192.168.10.12\chem\10airD.i\041614.b\10611.d
Report Date: 17-Apr-2014 13:17

Pace Analytical Services, Inc.

TENTATIVELY IDENTIFIED COMPOUNDS

Client Name:
Lab Smp Id: 10262342024
Operator : DR1
Sample Location:
Sample Matrix: AIR
Analysis Type: VOA
Inj Date: 16-APR-2014 13:12

Client SDG: 041614.b

Sample Date:
Sample Point:
Date Received:
Level: LOW

Number TICs found: 10

CONCENTRATION UNITS:
(ug/L or ug/KG) ppbv

	CAS NUMBER	COMPOUND NAME	RT	EST. CONC.	Q
1.		Unknown	3.023	37400	J
2.	74-98-6	Propane	3.148	9310	NJ
3.		Unknown	3.295	8650	J
4.	106-97-8	Butane	3.417	1310	NJ
5.	107-83-5	Pentane, 2-methyl-	4.666	7.97	NJ
6.		Unknown	15.166	23.8	J
7.		Unknown	15.242	32.1	J
8.		Unknown	15.347	25.7	J
9.		Unknown	15.455	30.1	J
10.		Unknown	15.573	24.1	J

Data File: \\192.168.10.12\chem\10airD.i\041614.b\10611.d
Report Date: 17-Apr-2014 13:17

Pace Analytical Services, Inc.

TO15 Analysis (UNIX)

Data file : \\192.168.10.12\chem\10airD.i\041614.b\10611.d
Lab Smp Id: 10262342024
Inj Date : 16-APR-2014 13:12
Operator : DR1 Inst ID: 10airD.i
Smp Info :
Misc Info : 19961
Comment : Volatile Organic COMPOUNDS in Air
Method : \\192.168.10.12\chem\10airD.i\041614.b\TO15_105-14.m
Meth Date : 17-Apr-2014 08:52 drandall Quant Type: ISTD
Cal Date : 15-APR-2014 17:43 Cal File: 10513.d
Als bottle: 11
Dil Factor: 31.40000
Integrator: HP RTE Compound Sublist: all.sub
Target Version: 4.14
Processing Host: 10MNCREINDL

Concentration Formula: Amt * DF * Uf * CpndVariable

Name	Value	Description
DF	31.400	Dilution Factor
Uf	1.000	ng unit correction factor
Cpnd Variable		Local Compound Variable

	COMPOUND	RT	AREA	AMOUNT
10	Ethanol	3.699	34064	1.691
23	Carbon Disulfide	4.466	84713	0.127
$ 77	1,4-dichlorobenzene-d4	13.874	984009	9.797

		CONCENTRATIONS			QUANT		
RT	AREA	ON-COL(ppbv)	FINAL(ppbv)	QUAL	LIBRARY	LIB ENTRY	CPND #
Unknown				CAS #:			
3.023	24021823	1192.75368	37400	0		0	10
Propane				CAS #: 74-98-6			
3.148	5970061	296.430975	9310	90	NIST05.L	77	10
Unknown				CAS #:			
3.295	5550431	275.595106	8650	0		0	10
Butane				CAS #: 106-97-8			
3.417	837794	41.5989074	1310	72	NIST05.L	226	10

Data File: \\192.168.10.12\chem\10airD.i\041614.b\10611.d
Report Date: 17-Apr-2014 13:17

		CONCENTRATIONS			QUANT		
RT	AREA	ON-COL(ppbv)	FINAL(ppbv)	QUAL	LIBRARY	LIB ENTRY	CPND #
Pentane, 2-methyl-				CAS #: 107-83-5			
4.666	168805	0.25393752	7.97	86	NIST05.L	1795	23
Unknown				CAS #:			
15.166	76217	0.75880867	23.8	0		0	77
Unknown				CAS #:			
15.242	102641	1.02187589	32.1	0		0	77
Unknown				CAS #:			
15.347	82267	0.81904100	25.7	0		0	77
Unknown				CAS #:			
15.455	96385	0.95960133	30.1	0		0	77
Unknown				CAS #:			
15.573	77058	0.76717469	24.1	0		0	77

Data File: \\192.168.10.12\chem\10airD.i\041614.b\10611.d
Injection Date: 16-APR-2014 13:12
Instrument: 10airD.i
Client Sample ID:

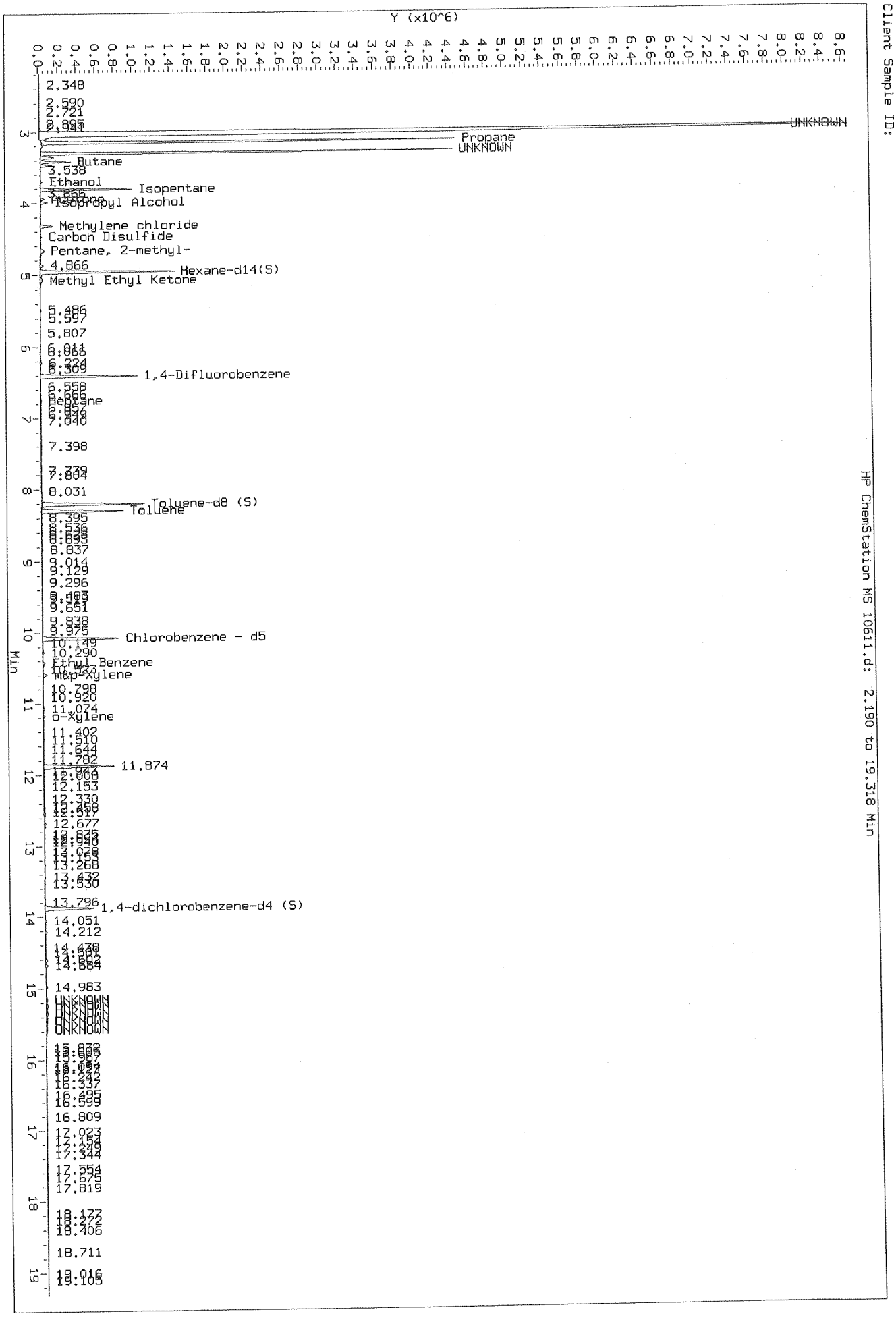

HP ChemStation MS 10611.d: 2.190 to 19.318 Min

Data File: \\192.168.10.12\chem\10airD.i\041614.b\10629.d
Report Date: 17-Apr-2014 13:24

Pace Analytical Services, Inc.

TENTATIVELY IDENTIFIED COMPOUNDS

Client Name:
Lab Smp Id: 10262342025
Operator : DR1
Sample Location:
Sample Matrix: AIR
Analysis Type: VOA
Inj Date: 16-APR-2014 22:03

Client SDG: 041614.b

Sample Date:
Sample Point:
Date Received:
Level: LOW

Number TICs found: 10

CONCENTRATION UNITS:
(ug/L or ug/KG) ppbv

	CAS NUMBER	COMPOUND NAME	RT	EST. CONC.	Q
1.		Unknown	3.040	3.94	J
2.		Unknown	3.351	0.625	J
3.		Unknown	14.215	6.41	J
4.	62199-06-8	Heptane, 5-ethyl-2,2,3-trim	14.612	6.46	NJ
5.		Unknown	14.688	7.41	J
6.		Unknown	14.986	6.70	J
7.		Unknown	15.163	2.35	J
8.	3891-98-3	Dodecane, 2,6,10-trimethyl-	15.245	3.83	NJ
9.	563-16-6	Hexane, 3,3-dimethyl-	15.353	4.32	NJ
10.		Unknown	15.599	2.28	J

Data File: \\192.168.10.12\chem\10airD.i\041614.b\10629.d
Report Date: 17-Apr-2014 13:24

Pace Analytical Services, Inc.

TO15 Analysis (UNIX)

Data file : \\192.168.10.12\chem\10airD.i\041614.b\10629.d
Lab Smp Id: 10262342025
Inj Date : 16-APR-2014 22:03
Operator : DR1 Inst ID: 10airD.i
Smp Info :
Misc Info : 19961
Comment : Volatile Organic COMPOUNDS in Air
Method : \\192.168.10.12\chem\10airD.i\041614.b\TO15_105-14.m
Meth Date : 17-Apr-2014 08:52 drandall Quant Type: ISTD
Cal Date : 15-APR-2014 17:43 Cal File: 10513.d
Als bottle: 29
Dil Factor: 1.57000
Integrator: HP RTE Compound Sublist: all.sub
Target Version: 4.14
Processing Host: 10MNCREINDL

Concentration Formula: Amt * DF * Uf * CpndVariable

Name	Value	Description
DF	1.570	Dilution Factor
Uf	1.000	ng unit correction factor
Cpnd Variable		Local Compound Variable

COMPOUND	RT	AREA	AMOUNT
3 Dichlorodifluoromethane	3.164	4581672	0.273
80 p-Isopropyltoluene	14.058	1520702	1.986

		CONCENTRATIONS			QUANT		
RT	AREA	ON-COL(ppbv)	FINAL(ppbv)	QUAL	LIBRARY	LIB ENTRY	CPND #
Unknown				CAS #:			
3.040	42114829	2.50701427	3.94	0		0	3
Unknown				CAS #:			
3.351	6690178	0.39825337	0.625	0		0	3
Unknown				CAS #:			
14.215	3128482	4.08578941	6.41	0		0	80
Heptane, 5-ethyl-2,2,3-trimethyl-				CAS #: 62199-06-8			
14.612	3150533	4.11458852	6.46	72	NIST05.L	36474	80
Unknown				CAS #:			
14.688	3612578	4.71801811	7.41	0		0	80

Data File: \\192.168.10.12\chem\10airD.i\041614.b\10629.d
Report Date: 17-Apr-2014 13:24

RT	AREA	CONCENTRATIONS ON-COL(ppbv)	CONCENTRATIONS FINAL(ppbv)	QUAL	QUANT LIBRARY	QUANT LIB ENTRY	CPND #
Unknown				CAS #:			
14.986	3266663	4.26625345	6.70	0		0	80
Unknown				CAS #:			
15.163	1146229	1.49697182	2.35	0		0	80
Dodecane, 2,6,10-trimethyl-				CAS #: 3891-98-3			
15.245	1866787	2.43801926	3.83	72	NIST05.L	66082	80
Hexane, 3,3-dimethyl-				CAS #: 563-16-6			
15.353	2109051	2.75441501	4.32	78	NIST05.L	7446	80
Unknown				CAS #:			
15.599	1114047	1.45494259	2.28	0		0	80

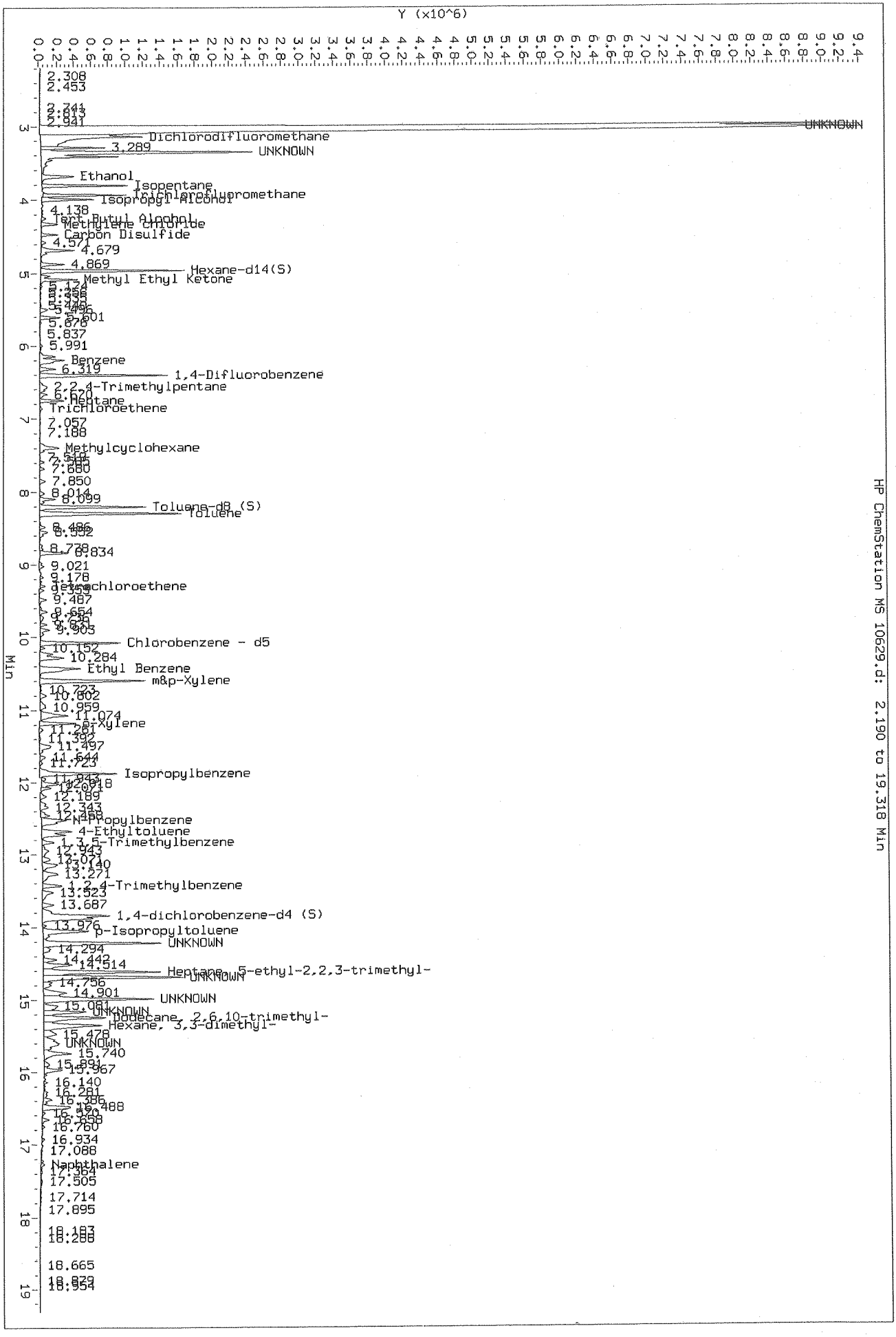
Y (x10^6)
Min
Data File: \\192.168.10.12\chem\10airD.i\041614.b\10629.d
Injection Date: 16-APR-2014 22:03
Instrument: 10airD.i
Client Sample ID:
HP ChemStation MS 10629.d: 2.190 to 19.318 Min
UNKNOWN
Dichlorodifluoromethane
UNKNOWN
Ethanol
Isopentane
Trichlorofluoromethane
Isopropyl Alcohol
Tert Butyl Alcohol
Methylene Chloride
Carbon Disulfide
Hexane-d14(S)
Methyl Ethyl Ketone
Benzene
1,4-Difluorobenzene
2,2,4-Trimethylpentane
Heptane
Trichloroethene
Methylcyclohexane
Toluene-d8 (S)
Toluene
Tetrachloroethene
Chlorobenzene - d5
Ethyl Benzene
m&p-Xylene
o-Xylene
Isopropylbenzene
N-Propylbenzene
4-Ethyltoluene
1,3,5-Trimethylbenzene
1,2,4-Trimethylbenzene
1,4-dichlorobenzene-d4 (S)
p-Isopropyltoluene
UNKNOWN
Heptane, 5-ethyl-2,2,3-trimethyl-
UNKNOWN
UNKNOWN
Dodecane, 2,6,10-trimethyl-
Hexane, 3,3-dimethyl-
UNKNOWN
Naphthalene

Data File: \\192.168.10.12\chem\10airD.i\041614.b\10624.d
Report Date: 17-Apr-2014 13:23

Pace Analytical Services, Inc.

TENTATIVELY IDENTIFIED COMPOUNDS

Client Name:
Lab Smp Id: 10262342026
Operator : DR1
Sample Location:
Sample Matrix: AIR
Analysis Type: VOA
Inj Date: 16-APR-2014 19:30

Client SDG: 041614.b

Sample Date:
Sample Point:
Date Received:
Level: LOW

Number TICs found: 10

CONCENTRATION UNITS:
(ug/L or ug/KG) ppbv

	CAS NUMBER	COMPOUND NAME	RT	EST. CONC.	Q
1.		Unknown	3.030	9.16	J
2.		Unknown	3.351	0.994	J
3.		Unknown	14.215	7.06	J
4.		Unknown	14.609	7.18	J
5.	17301-26-7	Undecane, 2,9-dimethyl-	14.684	8.64	NJ
6.		Unknown	14.986	7.35	J
7.	17301-25-6	Undecane, 2,8-dimethyl-	15.245	4.30	NJ
8.	1000309-14-	Sulfurous acid, hexyl penty	15.350	4.99	NJ
9.		Unknown	15.734	3.94	J
10.	62016-34-6	Octane, 2,3,7-trimethyl-	16.481	3.56	NJ

Data File: \\192.168.10.12\chem\10airD.i\041614.b\10624.d
Report Date: 17-Apr-2014 13:23

Pace Analytical Services, Inc.

TO15 Analysis (UNIX)

Data file : \\192.168.10.12\chem\10airD.i\041614.b\10624.d
Lab Smp Id: 10262342026
Inj Date : 16-APR-2014 19:30
Operator : DR1 Inst ID: 10airD.i
Smp Info :
Misc Info : 19961
Comment : Volatile Organic COMPOUNDS in Air
Method : \\192.168.10.12\chem\10airD.i\041614.b\TO15_105-14.m
Meth Date : 17-Apr-2014 08:52 drandall Quant Type: ISTD
Cal Date : 15-APR-2014 17:43 Cal File: 10513.d
Als bottle: 24
Dil Factor: 2.83000
Integrator: HP RTE Compound Sublist: all.sub
Target Version: 4.14
Processing Host: 10MNCREINDL

Concentration Formula: Amt * DF * Uf * CpndVariable

Name	Value	Description
DF	2.830	Dilution Factor
Uf	1.000	ng unit correction factor
Cpnd Variable		Local Compound Variable

	COMPOUND	RT	AREA	AMOUNT
3	Dichlorodifluoromethane	3.167	2164775	0.189
80	p-Isopropyltoluene	14.061	738428	0.953
85	Naphthalene	17.219	73042	0.133

		CONCENTRATIONS			QUANT		
RT	AREA	ON-COL(ppbv)	FINAL(ppbv)	QUAL	LIBRARY	LIB ENTRY	CPND #
Unknown				CAS #:			
3.030	37054487	3.23502591	9.16	0		0	3
Unknown				CAS #:			
3.351	4023045	0.35123019	0.994	0		0	3
Unknown				CAS #:			
14.215	1932811	2.49373972	7.06	0		0	80
Unknown				CAS #:			
14.609	1965333	2.53570008	7.18	0		0	80

Data File: \\192.168.10.12\chem\10airD.i\041614.b\10624.d
Report Date: 17-Apr-2014 13:23

RT	AREA	CONCENTRATIONS ON-COL(ppbv)	CONCENTRATIONS FINAL(ppbv)	QUAL	QUANT LIBRARY	QUANT LIB ENTRY	CPND #
Undecane, 2,9-dimethyl-				CAS #: 17301-26-7			
14.684	2367745	3.05489739	8.64	72	NIST05.L	46117	80
Unknown				CAS #:			
14.986	2012126	2.59607318	7.35	0		0	80
Undecane, 2,8-dimethyl-				CAS #: 17301-25-6			
15.245	1176732	1.51823540	4.30	72	NIST05.L	46108	80
Sulfurous acid, hexyl pentyl ester				CAS #: 1000309-14-1			
15.350	1367141	1.76390474	4.99	78	NIST05.L	82077	80
Unknown				CAS #:			
15.734	763595	1.39125839	3.94	0		0	85
Octane, 2,3,7-trimethyl-				CAS #: 62016-34-6			
16.481	691228	1.25940636	3.56	78	NIST05.L	27259	85

Data File: \\192.168.10.12\chem\10airD.i\041614.b\10624.d
Injection Date: 16-APR-2014 19:30
Instrument: 10airD.i
Client Sample ID:

HP ChemStation MS 10624.d: 2.190 to 19.318 Min

Data File: \\192.168.10.12\chem\10airD.i\041814.b\10810.d
Report Date: 18-Apr-2014 13:27

Pace Analytical Services, Inc.

TENTATIVELY IDENTIFIED COMPOUNDS

Client Name:
Lab Smp Id: 10262342027
Operator : DR1
Sample Location:
Sample Matrix: AIR
Analysis Type: VOA
Inj Date: 18-APR-2014 12:42

Client SDG: 041814.b

Sample Date:
Sample Point:
Date Received:
Level: LOW

Number TICs found: 10

CONCENTRATION UNITS:
(ug/L or ug/KG) ppbv

	CAS NUMBER	COMPOUND NAME	RT	EST. CONC.	Q
1.		Unknown	3.010	41.2	J
2.		Unknown	3.367	6.19	J
3.		Unknown	4.876	6.20	J
4.	541-05-9	Cyclotrisiloxane, hexamethy	9.132	7.27	NJ
5.		Unknown	14.215	2.23	J
6.	62199-06-8	Heptane, 5-ethyl-2,2,3-trim	14.612	0.284	NJ
7.	10042-59-8	1-Heptanol, 2-propyl-	14.989	0.301	NJ
8.		Unknown	15.242	0.176	J
9.	1000309-14-	Sulfurous acid, hexyl penty	15.353	0.190	NJ
10.		Unknown	15.957	6.63	J

Data File: \\192.168.10.12\chem\10airD.i\041814.b\10810.d
Report Date: 18-Apr-2014 13:27

Pace Analytical Services, Inc.

TO15 Analysis (UNIX)

Data file : \\192.168.10.12\chem\10airD.i\041814.b\10810.d
Lab Smp Id: 10262342027
Inj Date : 18-APR-2014 12:42
Operator : DR1 Inst ID: 10airD.i
Smp Info :
Misc Info : 19985
Comment : Volatile Organic COMPOUNDS in Air
Method : \\192.168.10.12\chem\10airD.i\041814.b\TO15_107-14.m
Meth Date : 18-Apr-2014 09:00 drandall Quant Type: ISTD
Cal Date : 17-APR-2014 13:04 Cal File: 10710.d
Als bottle: 10
Dil Factor: 4.75000
Integrator: HP RTE Compound Sublist: all.sub
Target Version: 4.14
Processing Host: 10MNCREINDL

Concentration Formula: Amt * DF * Uf * CpndVariable

Name	Value	Description
DF	4.750	Dilution Factor
Uf	1.000	ng unit correction factor
Cpnd Variable		Local Compound Variable

	COMPOUND	RT	AREA	AMOUNT
1	Chlorodifluoromethane	3.125	1577427	0.388
5	Chloromethane	3.272	308945	0.139
$ 28	Hexane-d14(S)	4.964	2306383	9.642
55	Toluene	8.299	384591	1.457
80	p-Isopropyltoluene	14.061	154789	0.184
83	N-Butylbenzene	14.714	599065	0.086
84	1,2,4-Trichlorobenzene	17.049	37539	0.132

		CONCENTRATIONS			QUANT		
RT	AREA	ON-COL(ppbv)	FINAL(ppbv)	QUAL	LIBRARY	LIB ENTRY	CPND #
Unknown				CAS #:			
3.010	35205656	8.66721692	41.2	0		0	1
Unknown				CAS #:			
3.367	2891537	1.30267911	6.19	0		0	5

Data File: \\192.168.10.12\chem\10airD.i\041814.b\10810.d
Report Date: 18-Apr-2014 13:27

		CONCENTRATIONS			QUANT		
RT	AREA	ON-COL(ppbv)	FINAL(ppbv)	QUAL	LIBRARY	LIB ENTRY	CPND #
Unknown				CAS #:			
4.876	312033	1.30446629	6.20	0		0	28
Cyclotrisiloxane, hexamethyl-				CAS #:	541-05-9		
9.132	403856	1.52984677	7.27	83	NIST05.L	73123	55
Unknown				CAS #:			
14.215	395691	0.47012232	2.23	0		0	80
Heptane, 5-ethyl-2,2,3-trimethyl-				CAS #:	62199-06-8		
14.612	415436	0.05985560	0.284	78	NIST05.L	36474	83
1-Heptanol, 2-propyl-				CAS #:	10042-59-8		
14.989	440323	0.06344125	0.301	72	NIST05.L	28369	83
Unknown				CAS #:			
15.242	256593	0.03696960	0.176	0		0	83
Sulfurous acid, hexyl pentyl ester				CAS #:	1000309-14-1		
15.353	277207	0.03993971	0.190	72	NIST05.L	82077	83
Unknown				CAS #:			
15.957	396868	1.39618499	6.63	0		0	84

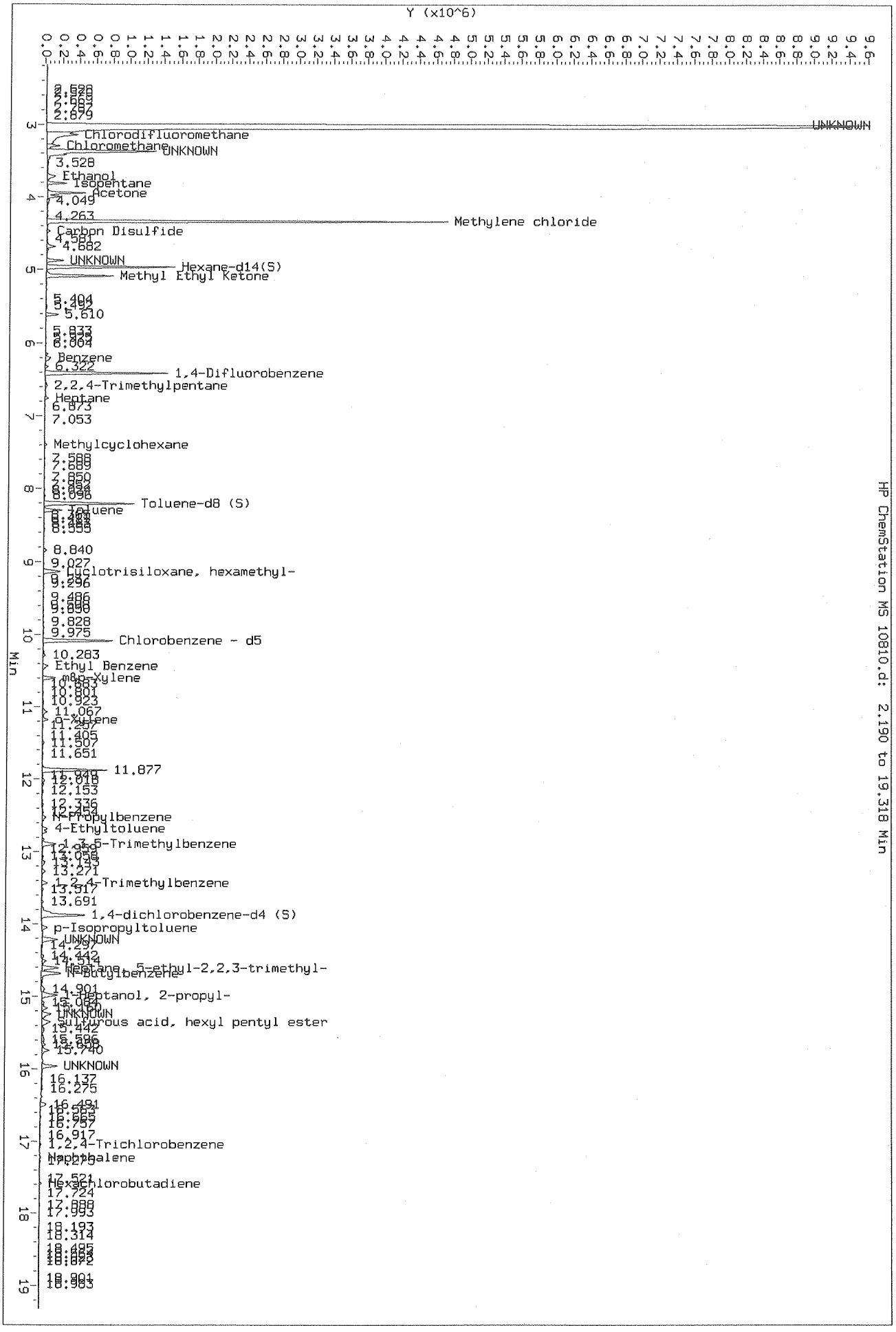

Data File: \\192.168.10.12\chem\10airD.i\041814.b\10810.d
Injection Date: 18-APR-2014 12:42
Instrument: 10airD.i
Client Sample ID:

HP ChemStation MS 10810.d: 2.190 to 19.318 Min

Data File: \\192.168.10.12\chem\10airD.i\041614.b\10627.d
Report Date: 17-Apr-2014 13:24

Pace Analytical Services, Inc.

TENTATIVELY IDENTIFIED COMPOUNDS

Client Name:
Lab Smp Id: 10262342028
Operator : DR1
Sample Location:
Sample Matrix: AIR
Analysis Type: VOA
Inj Date: 16-APR-2014 21:02

Client SDG: 041614.b

Sample Date:
Sample Point:
Date Received:
Level: LOW

Number TICs found: 10

CONCENTRATION UNITS:
(ug/L or ug/KG) ppbv

	CAS NUMBER	COMPOUND NAME	RT	EST. CONC.	Q
1.		Unknown	3.007	34.1	J
2.		Unknown	3.354	6.35	J
3.		Unknown	13.274	11.2	J
4.	7098-22-8	Tetratetracontane	14.218	9.96	NJ
5.		Unknown	14.615	0.685	J
6.		Unknown	14.989	0.824	J
7.		Unknown	15.248	0.525	J
8.	32357-83-8	Ether, hexyl pentyl	15.353	0.514	NJ
9.		Unknown	15.743	0.435	J
10.	1000152-47-	trans-Decalin, 2-methyl-	15.966	0.358	NJ

Data File: \\192.168.10.12\chem\10airD.i\041614.b\10627.d
Report Date: 17-Apr-2014 13:24

Pace Analytical Services, Inc.

TO15 Analysis (UNIX)

Data file : \\192.168.10.12\chem\10airD.i\041614.b\10627.d
Lab Smp Id: 10262342028
Inj Date : 16-APR-2014 21:02
Operator : DR1 Inst ID: 10airD.i
Smp Info :
Misc Info : 19961
Comment : Volatile Organic COMPOUNDS in Air
Method : \\192.168.10.12\chem\10airD.i\041614.b\TO15_105-14.m
Meth Date : 17-Apr-2014 08:52 drandall Quant Type: ISTD
Cal Date : 15-APR-2014 17:43 Cal File: 10513.d
Als bottle: 27
Dil Factor: 2.32000
Integrator: HP RTE Compound Sublist: all.sub
Target Version: 4.14
Processing Host: 10MNCREINDL

Concentration Formula: Amt * DF * Uf * CpndVariable

Name	Value	Description
DF	2.320	Dilution Factor
Uf	1.000	ng unit correction factor
Cpnd Variable		Local Compound Variable

COMPOUND	RT	AREA	AMOUNT
3 Dichlorodifluoromethane	3.167	593390	0.227
74 1,2,4-Trimethylbenzene	13.435	1346189	4.494
80 p-Isopropyltoluene	14.064	2374503	3.439
83 N-Butylbenzene	14.714	3965984	0.370

		CONCENTRATIONS			QUANT		
RT	AREA	ON-COL(ppbv)	FINAL(ppbv)	QUAL	LIBRARY	LIB ENTRY	CPND #
Unknown				CAS #:			
3.007	38488939	14.7049923	34.1	0		0	3
Unknown				CAS #:			
3.354	7169241	2.73906317	6.35	0		0	3
Unknown				CAS #:			
13.274	1442487	4.81547670	11.2	0		0	74
Tetratetracontane				CAS #: 7098-22-8			
14.218	2963871	4.29247120	9.96	72	NIST05.L	188836	80

Data File: \\192.168.10.12\chem\10airD.i\041614.b\10627.d
Report Date: 17-Apr-2014 13:24

RT	AREA	CONCENTRATIONS ON-COL(ppbv)	CONCENTRATIONS FINAL(ppbv)	QUAL	QUANT LIBRARY	QUANT LIB ENTRY	CPND #
Unknown				CAS #:			
14.615	3159831	0.29518173	0.685	0		0	83
Unknown				CAS #:			
14.989	3803572	0.35531805	0.824	0		0	83
Unknown				CAS #:			
15.248	2421845	0.22624133	0.525	0		0	83
Ether, hexyl pentyl				CAS #:	32357-83-8		
15.353	2371064	0.22149758	0.514	72	NIST05.L	37797	83
Unknown				CAS #:			
15.743	2007315	0.18751721	0.435	0		0	83
trans-Decalin, 2-methyl-				CAS #:	1000152-47-3		
15.966	1653151	0.15443229	0.358	91	NIST05.L	24396	83

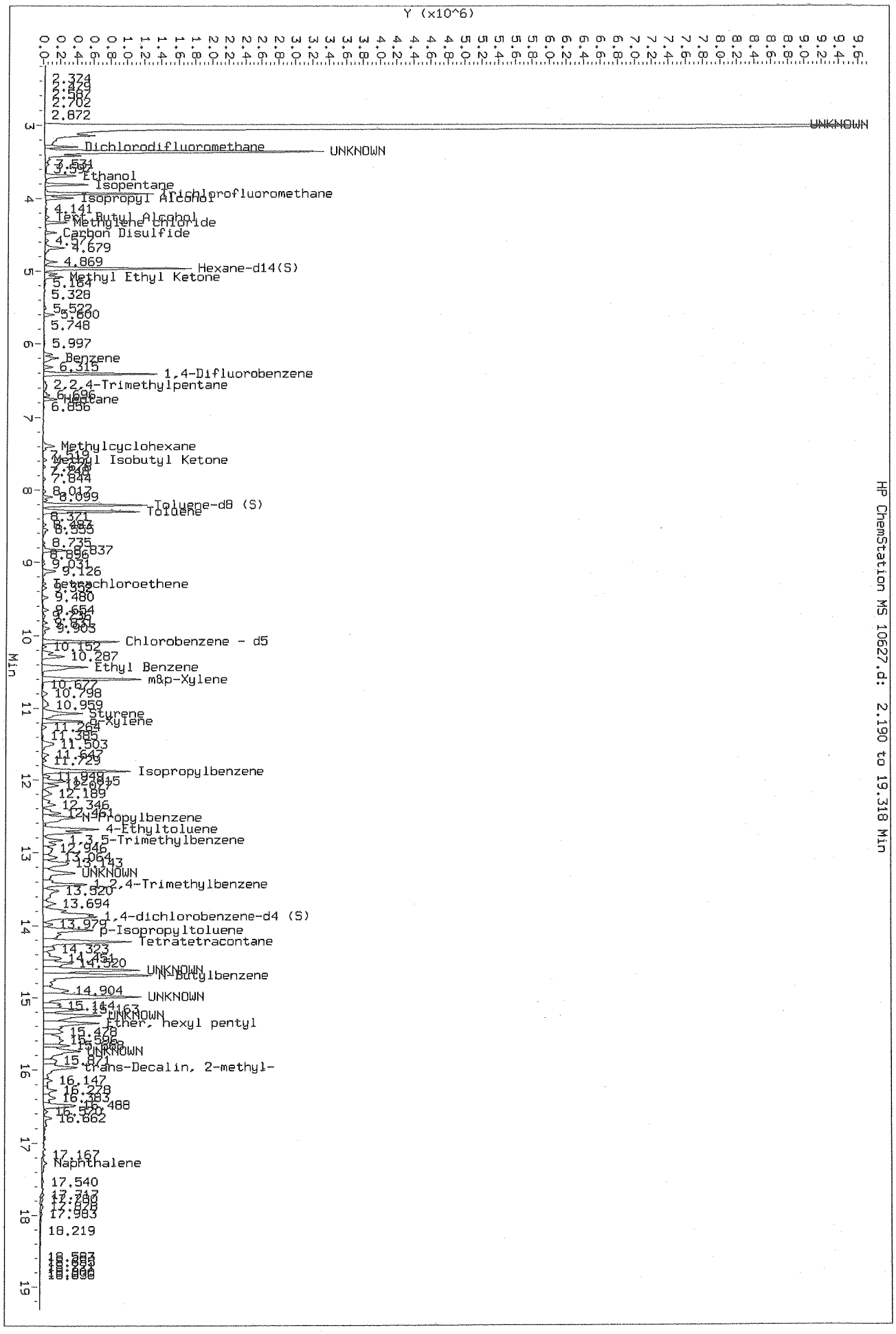
Data File: \\192.168.10.12\chem\10airD.i\041614.b\10627.d
Injection Date: 16-APR-2014 21:02
Instrument: 10airD.i
Client Sample ID:
HP ChemStation MS 10627.d: 2.190 to 19.318 Min
Y (x10^6)
Min
UNKNOWN
Dichlorodifluoromethane
UNKNOWN
Ethanol
Isopentane
Trichlorofluoromethane
Isopropyl Alcohol
Tert Butyl Alcohol
Methylene Chloride
Carbon Disulfide
Hexane-d14(S)
Methyl Ethyl Ketone
1,4-Difluorobenzene
Benzene
Heptane
Methylcyclohexane
Methyl Isobutyl Ketone
Toluene-d8 (S)
Toluene
Tetrachloroethene
Chlorobenzene - d5
Ethyl Benzene
m&p-Xylene
Styrene
o-Xylene
Isopropylbenzene
N-Propylbenzene
4-Ethyltoluene
1,3,5-Trimethylbenzene
UNKNOWN
1,2,4-Trimethylbenzene
1,4-dichlorobenzene-d4 (S)
p-Isopropyltoluene
Tetratetracontane
UNKNOWN
N-Butylbenzene
UNKNOWN
UNKNOWN
Ether, hexyl pentyl
UNKNOWN
trans-Decalin, 2-methyl-
Naphthalene

Data File: \\192.168.10.12\chem\10airD.i\041614.b\10612.d
Report Date: 17-Apr-2014 13:19

Pace Analytical Services, Inc.

TENTATIVELY IDENTIFIED COMPOUNDS

Client Name:
Client SDG: 041614.b
Lab Smp Id: 10262342029
Operator : DR1
Sample Date:
Sample Location:
Sample Point:
Sample Matrix: AIR
Date Received:
Analysis Type: VOA
Level: LOW
Inj Date: 16-APR-2014 13:39

Number TICs found: 10

CONCENTRATION UNITS:
(ug/L or ug/KG) ppbv

	CAS NUMBER	COMPOUND NAME	RT	EST. CONC.	Q
1.		Unknown	3.030	8600	J
2.	625-38-7	3-Butenoic acid	3.141	487	NJ
3.		Unknown	3.351	490	J
4.	17312-82-2	Undecane, 4,6-dimethyl-	14.212	7.95	NJ
5.		Unknown	14.609	7.26	J
6.	2051-30-1	Octane, 2,6-dimethyl-	14.681	10.5	NJ
7.		Unknown	14.983	7.38	J
8.		Unknown	15.242	5.21	J
9.	563-16-6	Hexane, 3,3-dimethyl-	15.350	6.29	NJ
10.		Unknown	15.740	3.95	J

Data File: \\192.168.10.12\chem\10airD.i\041614.b\10612.d
Report Date: 17-Apr-2014 13:19

Pace Analytical Services, Inc.

TO15 Analysis (UNIX)

Data file : \\192.168.10.12\chem\10airD.i\041614.b\10612.d
Lab Smp Id: 10262342029
Inj Date : 16-APR-2014 13:39
Operator : DR1 Inst ID: 10airD.i
Smp Info :
Misc Info : 19961
Comment : Volatile Organic COMPOUNDS in Air
Method : \\192.168.10.12\chem\10airD.i\041614.b\TO15_105-14.m
Meth Date : 17-Apr-2014 08:52 drandall Quant Type: ISTD
Cal Date : 15-APR-2014 17:43 Cal File: 10513.d
Als bottle: 12
Dil Factor: 7.85000
Integrator: HP RTE Compound Sublist: all.sub
Target Version: 4.14
Processing Host: 10MNCREINDL

Concentration Formula: Amt * DF * Uf * CpndVariable

Name	Value	Description
DF	7.850	Dilution Factor
Uf	1.000	ng unit correction factor
Cpnd Variable		Local Compound Variable

	COMPOUND	RT	AREA	AMOUNT
10	Ethanol	3.685	240535	7.037
80	p-Isopropyltoluene	14.055	413798	0.368

		CONCENTRATIONS			QUANT		
RT	AREA	ON-COL(ppbv)	FINAL(ppbv)	QUAL	LIBRARY	LIB ENTRY	CPND #
Unknown				CAS #:			
3.030	37451192	1095.70263	8600	0		0	10
3-Butenoic acid				CAS #: 625-38-7			
3.141	2120456	62.0377885	487	72	NIST05.L	1633	10
Unknown				CAS #:			
3.351	2131450	62.3594524	490	0		0	10
Undecane, 4,6-dimethyl-				CAS #: 17312-82-2			
14.212	1137763	1.01304279	7.95	78	NIST05.L	46121	80
Unknown				CAS #:			
14.609	1038173	0.92436974	7.26	0		0	80

Data File: \\192.168.10.12\chem\10airD.i\041614.b\10612.d
Report Date: 17-Apr-2014 13:19

RT	AREA	CONCENTRATIONS ON-COL(ppbv)	FINAL(ppbv)	QUAL	QUANT LIBRARY	LIB ENTRY	CPND #
Octane, 2,6-dimethyl-				CAS #: 2051-30-1			
14.681	1506875	1.34169259	10.5	72	NIST05.L	18510	80
Unknown				CAS #:			
14.983	1056304	0.94051259	7.38	0		0	80
Unknown				CAS #:			
15.242	745654	0.66391573	5.21	0		0	80
Hexane, 3,3-dimethyl-				CAS #: 563-16-6			
15.350	900369	0.80167085	6.29	78	NIST05.L	7446	80
Unknown				CAS #:			
15.740	564839	0.50292189	3.95	0		0	80

Data File: \\192.168.10.12\chem\10airD.i\041614.b\10612.d
Injection Date: 16-APR-2014 13:39
Instrument: 10airD.i
Client Sample ID:

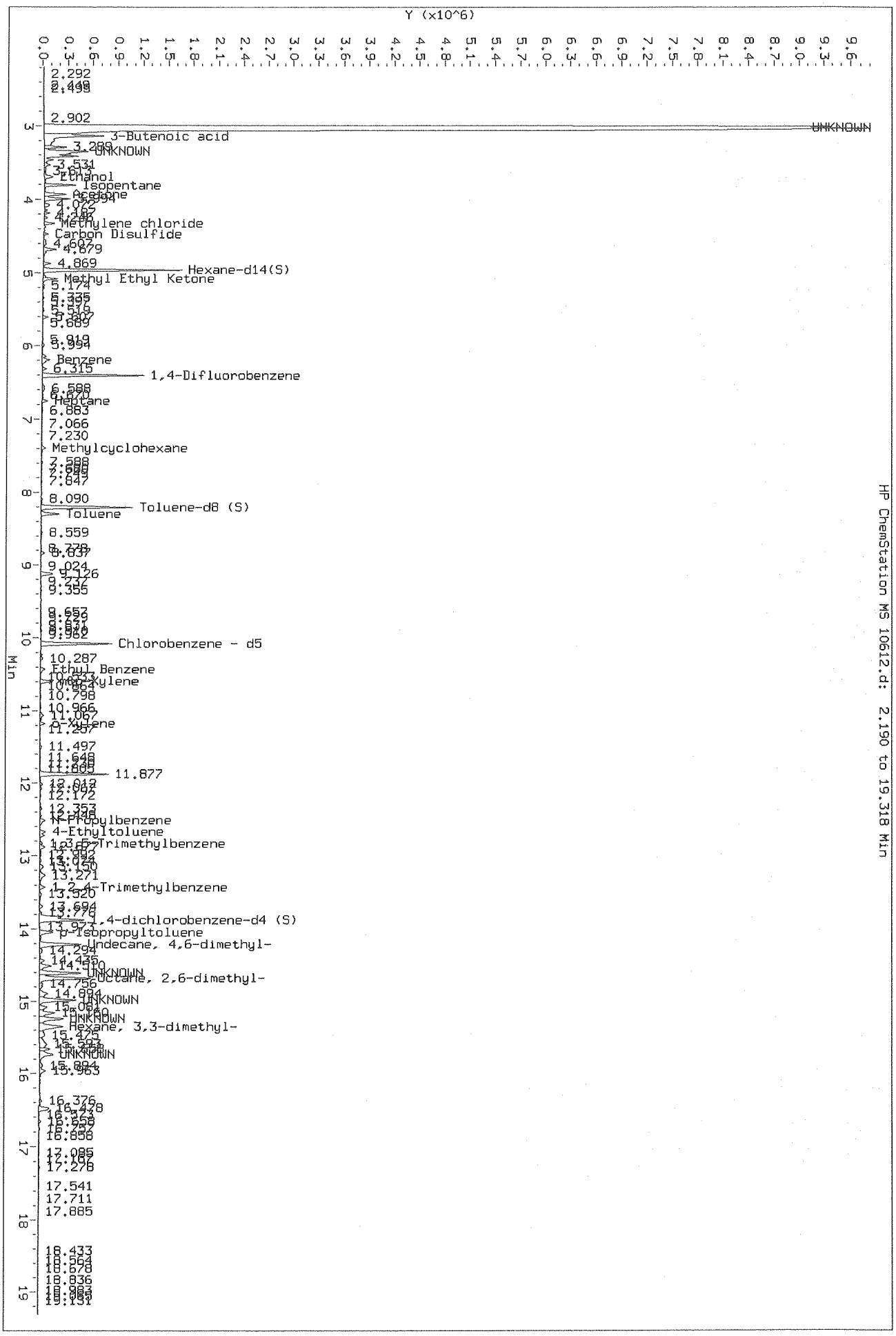

Data File: \\192.168.10.12\chem\10airD.i\041614.b\10631.d
Report Date: 17-Apr-2014 13:25

Pace Analytical Services, Inc.

TENTATIVELY IDENTIFIED COMPOUNDS

Client Name:
Lab Smp Id: 10262342030
Operator : DR1
Sample Location:
Sample Matrix: AIR
Analysis Type: VOA
Inj Date: 16-APR-2014 23:00

Client SDG: 041614.b

Sample Date:
Sample Point:
Date Received:
Level: LOW

Number TICs found: 10

CONCENTRATION UNITS:
(ug/L or ug/KG) ppbv

	CAS NUMBER	COMPOUND NAME	RT	EST. CONC.	Q
1.		Unknown	3.000	5.85	J
2.		Unknown	3.351	0.763	J
3.	74645-98-0	Dodecane, 2,7,10-trimethyl-	14.215	5.93	NJ
4.	62199-06-8	Heptane, 5-ethyl-2,2,3-trim	14.612	6.24	NJ
5.	17301-28-9	Undecane, 3,6-dimethyl-	14.687	7.35	NJ
6.	2051-33-4	1-Hexanol, 5-methyl-2-(1-me	14.986	6.18	NJ
7.	563-16-6	Hexane, 3,3-dimethyl-	15.245	3.56	NJ
8.		Unknown	15.350	4.09	J
9.	62237-97-2	Decane, 2,2,6-trimethyl-	15.743	6.50	NJ
10.	62016-34-6	Octane, 2,3,7-trimethyl-	16.481	5.22	NJ

Data File: \\192.168.10.12\chem\10airD.i\041614.b\10631.d
Report Date: 17-Apr-2014 13:25

Pace Analytical Services, Inc.

TO15 Analysis (UNIX)

Data file : \\192.168.10.12\chem\10airD.i\041614.b\10631.d
Lab Smp Id: 10262342030
Inj Date : 16-APR-2014 23:00
Operator : DR1 Inst ID: 10airD.i
Smp Info :
Misc Info : 19961
Comment : Volatile Organic COMPOUNDS in Air
Method : \\192.168.10.12\chem\10airD.i\041614.b\TO15_105-14.m
Meth Date : 17-Apr-2014 08:52 drandall Quant Type: ISTD
Cal Date : 15-APR-2014 17:43 Cal File: 10513.d
Als bottle: 31
Dil Factor: 2.32000
Integrator: HP RTE Compound Sublist: all.sub
Target Version: 4.14
Processing Host: 10MNCREINDL

Concentration Formula: Amt * DF * Uf * CpndVariable

Name	Value	Description
DF	2.320	Dilution Factor
Uf	1.000	ng unit correction factor
Cpnd Variable		Local Compound Variable

	COMPOUND	RT	AREA	AMOUNT
3	Dichlorodifluoromethane	3.164	3841035	0.243
80	p-Isopropyltoluene	14.061	1114600	0.779
85	Naphthalene	17.219	75357	0.133

		CONCENTRATIONS			QUANT		
RT	AREA	ON-COL(ppbv)	FINAL(ppbv)	QUAL	LIBRARY	LIB ENTRY	CPND #
Unknown				CAS #:			
3.000	39805213	2.52279098	5.85	0		0	3
Unknown				CAS #:			
3.351	5190922	0.32899239	0.763	0		0	3
Dodecane, 2,7,10-trimethyl-				CAS #: 74645-98-0			
14.215	3657161	2.55526625	5.93	72	NIST05.L	66079	80
Heptane, 5-ethyl-2,2,3-trimethyl-				CAS #: 62199-06-8			
14.612	3851145	2.69080374	6.24	83	NIST05.L	36474	80

Data File: \\192.168.10.12\chem\10airD.i\041614.b\10631.d
Report Date: 17-Apr-2014 13:25

		CONCENTRATIONS			QUANT		
RT	AREA	ON-COL(ppbv)	FINAL(ppbv)	QUAL	LIBRARY	LIB ENTRY	CPND #
====	====	==========	==========	====	=======	=========	======
Undecane, 3,6-dimethyl-					CAS #: 17301-28-9		
14.687	4534740	3.16843272	7.35	72	NIST05.L	46119	80
1-Hexanol, 5-methyl-2-(1-methylethyl)-					CAS #: 2051-33-4		
14.986	3813805	2.66471420	6.18	78	NIST05.L	28408	80
Hexane, 3,3-dimethyl-					CAS #: 563-16-6		
15.245	2199369	1.53670403	3.56	72	NIST05.L	7446	80
Unknown					CAS #:		
15.350	2523926	1.76347291	4.09	0		0	80
Decane, 2,2,6-trimethyl-					CAS #: 62237-97-2		
15.743	1589692	2.80097367	6.50	72	NIST05.L	46154	85
Octane, 2,3,7-trimethyl-					CAS #: 62016-34-6		
16.481	1277763	2.25136621	5.22	83	NIST05.L	27259	85

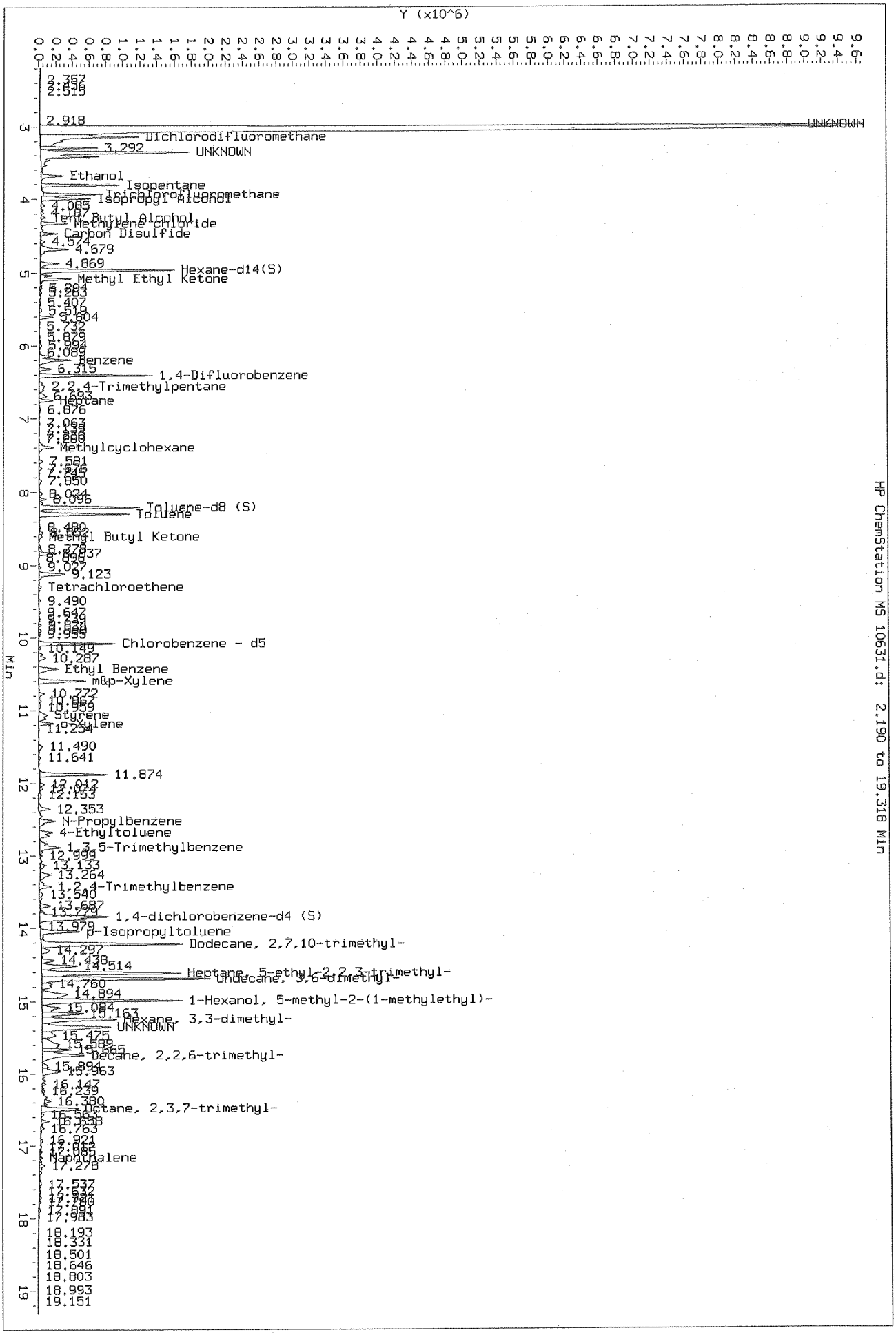
Data File: \\192.168.10.12\chem\10airD.i\041614.b\10631.d
Injection Date: 16-APR-2014 23:00
Instrument: 10airD.i
Client Sample ID:
HP ChemStation MS 10631.d: 2.190 to 19.318 Min
Y (x10^6)
Min
UNKNOWN
Dichlorodifluoromethane
UNKNOWN
Ethanol
Isopentane
Trichlorofluoromethane
Isopropyl Alcohol
Tert Butyl Alcohol
Methylene chloride
Carbon Disulfide
Hexane-d14(S)
Methyl Ethyl Ketone
Benzene
1,4-Difluorobenzene
Heptane
Methylcyclohexane
Toluene-d8 (S)
Toluene
Methyl Butyl Ketone
Tetrachloroethene
Chlorobenzene - d5
Ethyl Benzene
m&p-Xylene
Styrene
o-Xylene
1,3,5-Trimethylbenzene
1,2,4-Trimethylbenzene
1,4-dichlorobenzene-d4 (S)
p-Isopropyltoluene
Dodecane, 2,7,10-trimethyl-
Heptane, 5-ethyl-2,2,3-trimethyl-
Undecane, 3,6-dimethyl-
1-Hexanol, 5-methyl-2-(1-methylethyl)-
Hexane, 3,3-dimethyl-
UNKNOWN
Decane, 2,2,6-trimethyl-
Heptane, 2,3,7-trimethyl-
Naphthalene

Data File: \\192.168.10.12\chem\10airD.i\041714.b\10730.d
Report Date: 18-Apr-2014 09:57

Pace Analytical Services, Inc.

TENTATIVELY IDENTIFIED COMPOUNDS

Client Name:
Lab Smp Id: 10262342031
Operator : DR1
Sample Location:
Sample Matrix: AIR
Analysis Type: VOA
Inj Date: 17-APR-2014 22:49

Client SDG: 041714.b

Sample Date:
Sample Point:
Date Received:
Level: LOW

Number TICs found: 10

CONCENTRATION UNITS:
(ug/L or ug/KG) ppbv

	CAS NUMBER	COMPOUND NAME	RT	EST. CONC.	Q
1.		Unknown	3.036	2.54	J
2.	75-28-5	Isobutane	3.289	0.0499	NJ
3.	13287-21-3	Tridecane, 6-methyl-	14.212	3.90	NJ
4.		Unknown	14.609	4.00	J
5.	17301-25-6	Undecane, 2,8-dimethyl-	14.983	4.01	NJ
6.		Unknown	15.160	1.28	J
7.		Unknown	15.242	2.21	J
8.		Unknown	15.347	2.48	J
9.		Unknown	15.737	1.27	J
10.	74645-98-0	Dodecane, 2,7,10-trimethyl-	16.491	1.46	NJ

Data File: \\192.168.10.12\chem\10airD.i\041714.b\10730.d
Report Date: 18-Apr-2014 09:57

Pace Analytical Services, Inc.

TO15 Analysis (UNIX)

Data file : \\192.168.10.12\chem\10airD.i\041714.b\10730.d
Lab Smp Id: 10262342031
Inj Date : 17-APR-2014 22:49
Operator : DR1 Inst ID: 10airD.i
Smp Info :
Misc Info : 19977
Comment : Volatile Organic COMPOUNDS in Air
Method : \\192.168.10.12\chem\10airD.i\041714.b\TO15_107-14.m
Meth Date : 17-Apr-2014 15:55 10airD.i Quant Type: ISTD
Cal Date : 17-APR-2014 13:04 Cal File: 10710.d
Als bottle: 30
Dil Factor: 1.57000
Integrator: HP RTE Compound Sublist: all.sub
Target Version: 4.14
Processing Host: 10MNCREINDL

Concentration Formula: Amt * DF * Uf * CpndVariable

Name	Value	Description
DF	1.570	Dilution Factor
Uf	1.000	ng unit correction factor
Cpnd Variable		Local Compound Variable

COMPOUND	RT	AREA	AMOUNT
3 Dichlorodifluoromethane	3.164	4429412	0.170
80 p-Isopropyltoluene	14.058	587424	0.800

		CONCENTRATIONS			QUANT		
RT	AREA	ON-COL(ppbv)	FINAL(ppbv)	QUAL	LIBRARY	LIB ENTRY	CPND #
Unknown				CAS #:			
3.036	42091376	1.61991755	2.54	0		0	3
Isobutane				CAS #: 75-28-5			
3.289	826000	0.03178922	0.0499	72	NIST05.L	231	3
Tridecane, 6-methyl-				CAS #: 13287-21-3			
14.212	1824523	2.48461699	3.90	72	NIST05.L	55987	80
Unknown				CAS #:			
14.609	1868992	2.54517535	4.00	0		0	80
Undecane, 2,8-dimethyl-				CAS #: 17301-25-6			
14.983	1873807	2.55173182	4.01	72	NIST05.L	46108	80

Data File: \\192.168.10.12\chem\10airD.i\041714.b\10730.d
Report Date: 18-Apr-2014 09:57

		CONCENTRATIONS			QUANT		
RT	AREA	ON-COL(ppbv)	FINAL(ppbv)	QUAL	LIBRARY	LIB ENTRY	CPND #
Unknown				CAS #:			
15.160	600980	0.81840860	1.28	0		0	80
Unknown				CAS #:			
15.242	1032027	1.40540402	2.21	0		0	80
Unknown				CAS #:			
15.347	1161563	1.58180454	2.48	0		0	80
Unknown				CAS #:			
15.737	595096	0.81039582	1.27	0		0	80
Dodecane, 2,7,10-trimethyl-				CAS #:	74645-98-0		
16.491	681678	0.92830234	1.46	78	NIST05.L	66079	80

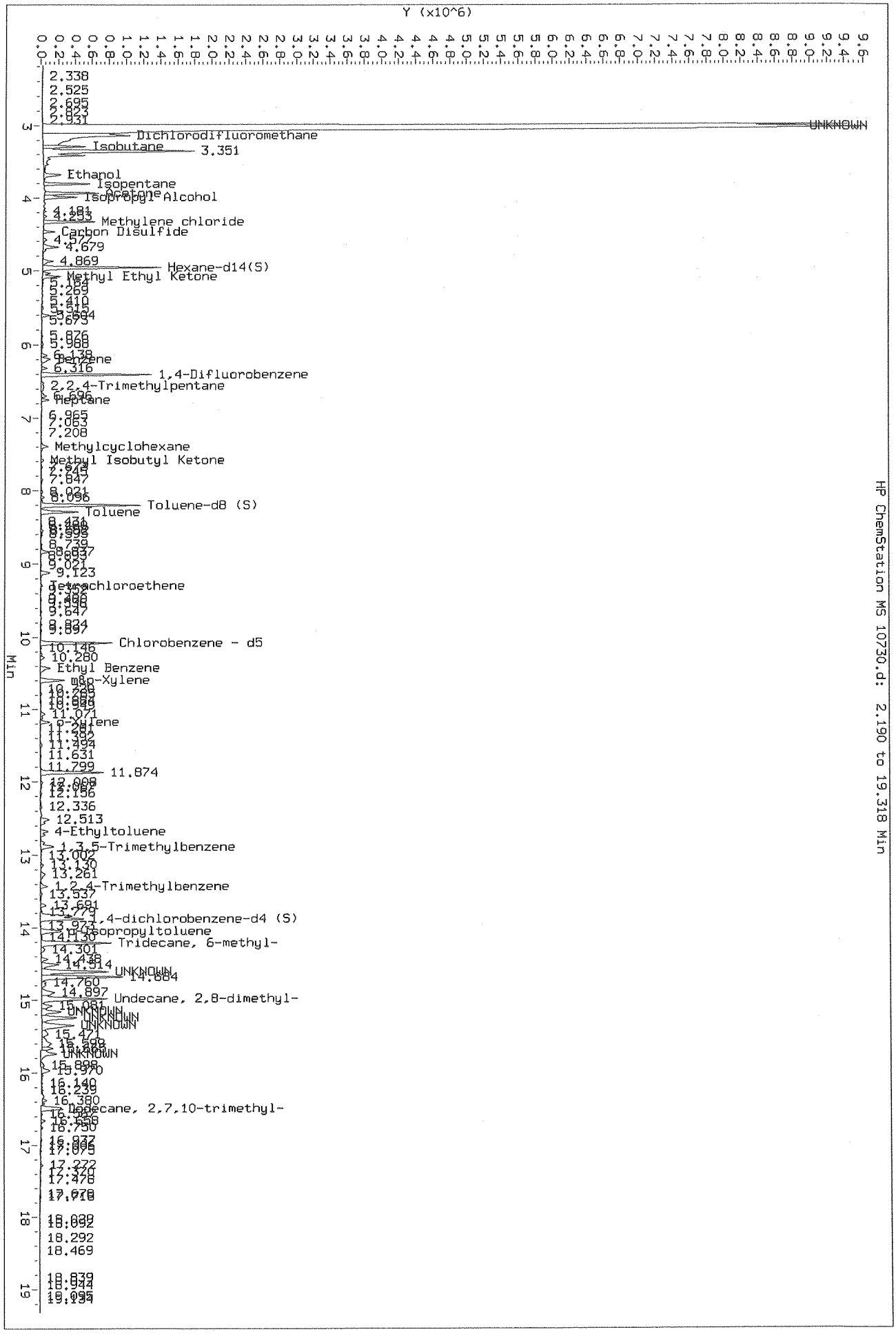

Data File: \\192.168.10.12\chem\10airD.i\041714.b\10730.d
Injection Date: 17-APR-2014 22:49
Instrument: 10airD.i
Client Sample ID:

HP ChemStation MS 10730.d: 2.190 to 19.318 Min

Data File: \\192.168.10.12\chem\10airD.i\041614.b\10613.d
Report Date: 17-Apr-2014 13:19

Pace Analytical Services, Inc.

TENTATIVELY IDENTIFIED COMPOUNDS

Client Name:
Lab Smp Id: 10262342032
Operator : DR1
Sample Location:
Sample Matrix: AIR
Analysis Type: VOA
Inj Date: 16-APR-2014 14:10

Client SDG: 041614.b

Sample Date:
Sample Point:
Date Received:
Level: LOW

Number TICs found: 10

CONCENTRATION UNITS:
(ug/L or ug/KG) ppbv

	CAS NUMBER	COMPOUND NAME	RT	EST. CONC.	Q
1.		Unknown	2.994	3.39	J
2.		Unknown	3.289	0.146	J
3.		Unknown	3.351	0.396	J
4.		Unknown	3.413	192	J
5.	78-78-4	Butane, 2-methyl-	3.804	144	NJ
6.	629-94-7	Heneicosane	14.212	15.9	NJ
7.		Unknown	14.612	0.210	J
8.		Unknown	14.986	0.224	J
9.	1000309-12-	Sulfurous acid, nonyl 2-pro	15.245	0.165	NJ
10.	1000309-15-	Sulfurous acid, hexyl 2-pen	15.353	0.184	NJ

Data File: \\192.168.10.12\chem\10airD.i\041614.b\10613.d
Report Date: 17-Apr-2014 13:19

Pace Analytical Services, Inc.

TO15 Analysis (UNIX)

Data file : \\192.168.10.12\chem\10airD.i\041614.b\10613.d
Lab Smp Id: 10262342032
Inj Date : 16-APR-2014 14:10
Operator : DR1 Inst ID: 10airD.i
Smp Info :
Misc Info : 19961
Comment : Volatile Organic COMPOUNDS in Air
Method : \\192.168.10.12\chem\10airD.i\041614.b\TO15_105-14.m
Meth Date : 17-Apr-2014 08:52 drandall Quant Type: ISTD
Cal Date : 15-APR-2014 17:43 Cal File: 10513.d
Als bottle: 13
Dil Factor: 1.57000
Integrator: HP RTE Compound Sublist: all.sub
Target Version: 4.14
Processing Host: 10MNCREINDL

Concentration Formula: Amt * DF * Uf * CpndVariable

Name	Value	Description
DF	1.570	Dilution Factor
Uf	1.000	ng unit correction factor
Cpnd Variable		Local Compound Variable

	COMPOUND	RT	AREA	AMOUNT
3	Dichlorodifluoromethane	3.161	6461328	0.321
10	Ethanol	3.679	716391	32.694
81	1,2,3-Trimethylbenzene	14.117	84625	0.318
83	N-Butylbenzene	14.710	3105402	0.157

		CONCENTRATIONS			QUANT		
RT	AREA	ON-COL(ppbv)	FINAL(ppbv)	QUAL	LIBRARY	LIB ENTRY	CPND #
Unknown				CAS #:			
2.994	43511438	2.16011887	3.39	0		0	3
Unknown				CAS #:			
3.289	1877644	0.09321537	0.146	0		0	3
Unknown				CAS #:			
3.351	5076374	0.25201585	0.396	0		0	3
Unknown				CAS #:			
3.413	2675214	122.090391	192	0		0	10

Data File: \\192.168.10.12\chem\10airD.i\041614.b\10613.d
Report Date: 17-Apr-2014 13:19

		CONCENTRATIONS			QUANT		
RT	AREA	ON-COL(ppbv)	FINAL(ppbv)	QUAL	LIBRARY	LIB ENTRY	CPND #
Butane, 2-methyl-				CAS #: 78-78-4			
3.804	2016697	92.0372504	144	76	NIST05.L	700	10
Heneicosane				CAS #: 629-94-7			
14.212	2697255	10.1270958	15.9	72	NIST05.L	122436	81
Unknown				CAS #:			
14.612	2651418	0.13411010	0.210	0		0	83
Unknown				CAS #:			
14.986	2817459	0.14250852	0.224	0		0	83
Sulfurous acid, nonyl 2-propyl ester				CAS #: 1000309-12-0			
15.245	2080581	0.10523690	0.165	72	NIST05.L	91714	83
Sulfurous acid, hexyl 2-pentyl ester				CAS #: 1000309-15-6			
15.353	2315064	0.11709715	0.184	78	NIST05.L	82079	83

Data File: \\192.168.10.12\chem\10airD.i\041614.b\10613.d
Injection Date: 16-APR-2014 14:10
Instrument: 10airD.i
Client Sample ID:

Data File: \\192.168.10.12\chem\10airD.i\041614.b\10625.d
Report Date: 17-Apr-2014 13:23

Pace Analytical Services, Inc.

TENTATIVELY IDENTIFIED COMPOUNDS

Client Name:
Lab Smp Id: 10262342033
Operator : DR1
Sample Location:
Sample Matrix: AIR
Analysis Type: VOA
Inj Date: 16-APR-2014 20:01

Client SDG: 041614.b

Sample Date:
Sample Point:
Date Received:
Level: LOW

Number TICs found: 10

CONCENTRATION UNITS:
(ug/L or ug/KG) ppbv

	CAS NUMBER	COMPOUND NAME	RT	EST. CONC.	Q
1.		Unknown	3.000	16.8	J
2.		Unknown	3.354	1.61	J
3.		Unknown	3.413	0.670	J
4.	107-83-5	Pentane, 2-methyl-	4.679	12.0	NJ
5.	62238-14-6	Decane, 2,3,8-trimethyl-	14.212	4.79	NJ
6.	62199-06-8	Heptane, 5-ethyl-2,2,3-trim	14.609	5.38	NJ
7.		Unknown	14.681	6.29	J
8.	2051-33-4	1-Hexanol, 5-methyl-2-(1-me	14.979	5.58	NJ
9.		Unknown	15.242	3.48	J
10.		Unknown	15.350	5.62	J

Data File: \\192.168.10.12\chem\10airD.i\041614.b\10625.d
Report Date: 17-Apr-2014 13:23

Pace Analytical Services, Inc.

TO15 Analysis (UNIX)

Data file : \\192.168.10.12\chem\10airD.i\041614.b\10625.d
Lab Smp Id: 10262342033
Inj Date : 16-APR-2014 20:01
Operator : DR1 Inst ID: 10airD.i
Smp Info :
Misc Info : 19961
Comment : Volatile Organic COMPOUNDS in Air
Method : \\192.168.10.12\chem\10airD.i\041614.b\TO15_105-14.m
Meth Date : 17-Apr-2014 08:52 drandall Quant Type: ISTD
Cal Date : 15-APR-2014 17:43 Cal File: 10513.d
Als bottle: 25
Dil Factor: 1.68000
Integrator: HP RTE Compound Sublist: all.sub
Target Version: 4.14
Processing Host: 10MNCREINDL

Concentration Formula: Amt * DF * Uf * CpndVariable

Name	Value	Description
DF	1.680	Dilution Factor
Uf	1.000	ng unit correction factor
Cpnd Variable		Local Compound Variable

	COMPOUND	RT	AREA	AMOUNT
3	Dichlorodifluoromethane	3.164	987815	0.214
23	Carbon Disulfide	4.466	270651	2.381
80	p-Isopropyltoluene	14.061	636221	1.407

	CONCENTRATIONS			QUANT			
RT	AREA	ON-COL(ppbv)	FINAL(ppbv)	QUAL	LIBRARY	LIB ENTRY	CPND #
Unknown				CAS #:			
3.000	46075795	9.98947191	16.8	0		0	3
Unknown				CAS #:			
3.354	4420136	0.95830837	1.61	0		0	3
Unknown				CAS #:			
3.413	1839769	0.39887147	0.670	0		0	3
Pentane, 2-methyl-				CAS #: 107-83-5			
4.679	815037	7.16948939	12.0	91	NIST05.L	1795	23

Data File: \\192.168.10.12\chem\10airD.i\041614.b\10625.d
Report Date: 17-Apr-2014 13:23

		CONCENTRATIONS			QUANT		
RT	AREA	ON-COL(ppbv)	FINAL(ppbv)	QUAL	LIBRARY	LIB ENTRY	CPND #
====	====	==========	==========	====	=======	=========	======
Decane, 2,3,8-trimethyl-					CAS #: 62238-14-6		
14.212	1288244	2.84989840	4.79	72	NIST05.L	46149	80
Heptane, 5-ethyl-2,2,3-trimethyl-					CAS #: 62199-06-8		
14.609	1447544	3.20230731	5.38	83	NIST05.L	36474	80
Unknown					CAS #:		
14.681	1692785	3.74483949	6.29	0		0	80
1-Hexanol, 5-methyl-2-(1-methylethyl)-					CAS #: 2051-33-4		
14.979	1502729	3.32439056	5.58	78	NIST05.L	28408	80
Unknown					CAS #:		
15.242	935586	2.06973680	3.48	0		0	80
Unknown					CAS #:		
15.350	1512124	3.34517466	5.62	0		0	80

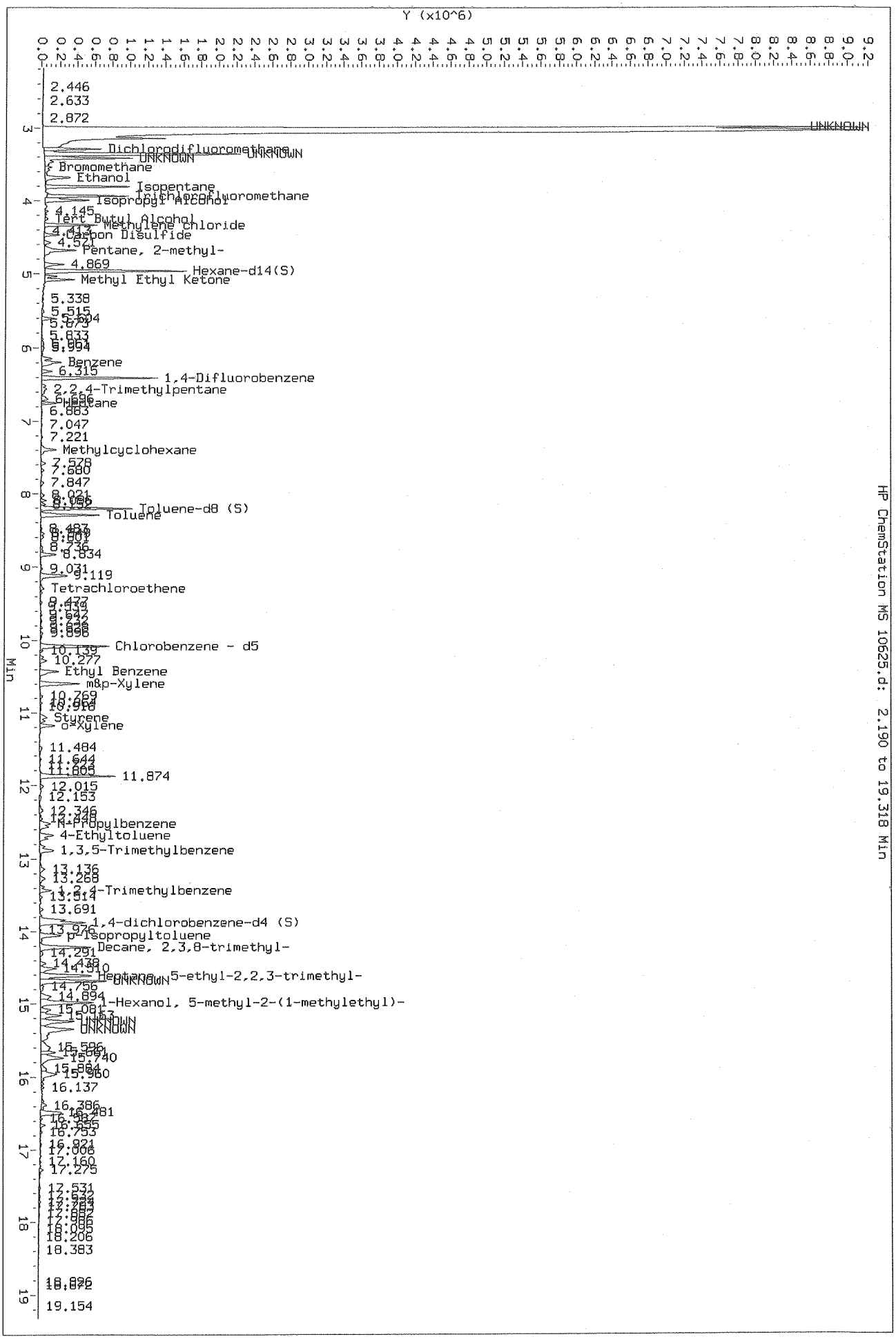
Y (x10^6)
Min
2.446
2.633
2.872
UNKNOWN
Dichlorodifluoromethane
UNKNOWN
Bromomethane
Ethanol
Isopentane
Trichlorofluoromethane
Isopropyl Alcohol
4.145
Tert Butyl Alcohol
Methylene chloride
4.417
Carbon Disulfide
4.521
Pentane, 2-methyl-
4.869
Hexane-d14(S)
Methyl Ethyl Ketone
5.338
5.515
5.675
5.833
5.994
Benzene
6.315
1,4-Difluorobenzene
2,2,4-Trimethylpentane
Heptane
6.883
7.047
7.221
Methylcyclohexane
7.578
7.680
7.847
8.066
Toluene-d8 (S)
Toluene
8.487
8.736
8.834
9.031
9.119
Tetrachloroethene
Chlorobenzene - d5
10.139
10.277
Ethyl Benzene
m&p-Xylene
10.769
10.916
Styrene
o-Xylene
11.484
11.644
11.874
12.015
12.153
12.346
N-Propylbenzene
4-Ethyltoluene
1,3,5-Trimethylbenzene
13.136
13.268
1,2,4-Trimethylbenzene
13.514
13.691
1,4-dichlorobenzene-d4 (S)
13.976
p-Isopropyltoluene
Decane, 2,3,8-trimethyl-
14.291
14.438
14.510
Heptane, 5-ethyl-2,2,3-trimethyl-
UNKNOWN
14.756
14.894
1-Hexanol, 5-methyl-2-(1-methylethyl)-
15.081
15.143
UNKNOWN
UNKNOWN
15.596
15.740
15.864
15.960
16.137
16.386
16.481
16.555
16.753
16.821
17.006
17.160
17.275
17.531
HP ChemStation MS 10625.d: 2.190 to 19.318 Min
Data File: \\192.168.10.12\chem\10airD.i\041614.b\10625.d
Injection Date: 16-APR-2014 20:01
Instrument: 10airD.i
Client Sample ID:

Data File: \\192.168.10.12\chem\10airD.i\041614.b\10619.d
Report Date: 17-Apr-2014 13:22

Pace Analytical Services, Inc.

TENTATIVELY IDENTIFIED COMPOUNDS

Client Name:
Lab Smp Id: 10262342034
Operator : DR1
Sample Location:
Sample Matrix: AIR
Analysis Type: VOA
Inj Date: 16-APR-2014 17:06

Client SDG: 041614.b

Sample Date:
Sample Point:
Date Received:
Level: LOW

Number TICs found: 10

CONCENTRATION UNITS:
(ug/L or ug/KG) ppbv

	CAS NUMBER	COMPOUND NAME	RT	EST. CONC.	Q
1.		Unknown	3.354	5.52	J
2.	541-05-9	Cyclotrisiloxane, hexamethy	9.123	55.7	NJ
3.	74645-98-0	Dodecane, 2,7,10-trimethyl-	14.219	57.5	NJ
4.	62199-06-8	Heptane, 5-ethyl-2,2,3-trim	14.615	0.464	NJ
5.		Unknown	14.989	0.471	J
6.	563-16-6	Hexane, 3,3-dimethyl-	15.248	0.268	NJ
7.	1000309-15-	Sulfurous acid, hexyl 2-pen	15.353	0.330	NJ
8.		Unknown	15.602	0.197	J
9.	62108-31-0	Heptane, 4-ethyl-2,2,6,6-te	15.743	0.215	NJ
10.		Unknown	15.953	0.175	J

Data File: \\192.168.10.12\chem\10airD.i\041614.b\10619.d
Report Date: 17-Apr-2014 13:22

Pace Analytical Services, Inc.

TO15 Analysis (UNIX)

Data file : \\192.168.10.12\chem\10airD.i\041614.b\10619.d
Lab Smp Id: 10262342034
Inj Date : 16-APR-2014 17:06
Operator : DR1 Inst ID: 10airD.i
Smp Info :
Misc Info : 19961
Comment : Volatile Organic COMPOUNDS in Air
Method : \\192.168.10.12\chem\10airD.i\041614.b\TO15_105-14.m
Meth Date : 17-Apr-2014 08:52 drandall Quant Type: ISTD
Cal Date : 15-APR-2014 17:43 Cal File: 10513.d
Als bottle: 19
Dil Factor: 1.68000
Integrator: HP RTE Compound Sublist: all.sub
Target Version: 4.14
Processing Host: 10MNCREINDL

Concentration Formula: Amt * DF * Uf * CpndVariable

Name	Value	Description
DF	1.680	Dilution Factor
Uf	1.000	ng unit correction factor
Cpnd Variable		Local Compound Variable

	COMPOUND	RT	AREA	AMOUNT
3	Dichlorodifluoromethane	3.164	445770	0.339
60	Tetrachloroethene	9.296	187296	1.002
81	1,2,3-Trimethylbenzene	14.120	668173	3.995
83	N-Butylbenzene	14.714	7075072	0.340

	CONCENTRATIONS			QUANT			
RT	AREA	ON-COL(ppbv)	FINAL(ppbv)	QUAL	LIBRARY	LIB ENTRY	CPND #
Unknown				CAS #:			
3.354	4320353	3.28462850	5.52	0		0	3
Cyclotrisiloxane, hexamethyl-				CAS #: 541-05-9			
9.123	6204236	33.1785207	55.7	91	NIST05.L	73123	60
Dodecane, 2,7,10-trimethyl-				CAS #: 74645-98-0			
14.219	5722611	34.2179767	57.5	72	NIST05.L	66079	81
Heptane, 5-ethyl-2,2,3-trimethyl-				CAS #: 62199-06-8			
14.615	5741987	0.27609284	0.464	83	NIST05.L	36474	83

Data File: \\192.168.10.12\chem\10airD.i\041614.b\10619.d
Report Date: 17-Apr-2014 13:22

		CONCENTRATIONS			QUANT		
RT	AREA	ON-COL(ppbv)	FINAL(ppbv)	QUAL	LIBRARY	LIB ENTRY	CPND #
Unknown				CAS #:			
14.989	5832212	0.28043112	0.471	0		0	83
Hexane, 3,3-dimethyl-				CAS #:	563-16-6		
15.248	3321989	0.15973171	0.268	72	NIST05.L	7446	83
Sulfurous acid, hexyl 2-pentyl ester				CAS #:	1000309-15-6		
15.353	4081109	0.19623259	0.330	78	NIST05.L	82079	83
Unknown				CAS #:			
15.602	2439845	0.11731543	0.197	0		0	83
Heptane, 4-ethyl-2,2,6,6-tetramethyl-				CAS #:	62108-31-0		
15.743	2661563	0.12797633	0.215	78	NIST05.L	46172	83
Unknown				CAS #:			
15.953	2163459	0.10402592	0.175	0		0	83

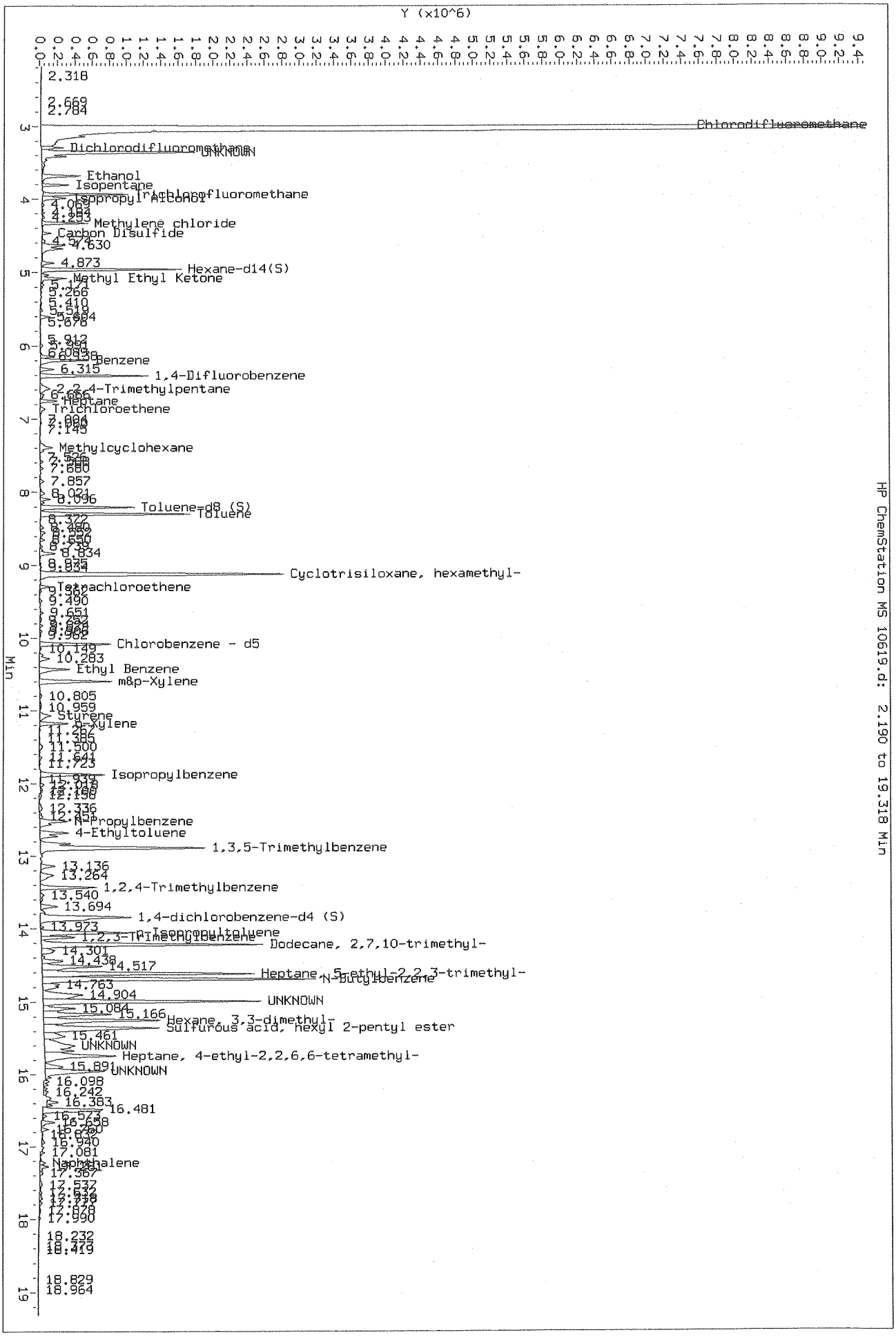
Data File: \\192.168.10.12\chem\10airD.i\041614.b\10619.d
Injection Date: 16-APR-2014 17:06
Instrument: 10airD.i
Client Sample ID:
HP ChemStation MS 10619.d: 2.190 to 19.318 Min
Y (x10^6)
Min
2.318
2.669
2.784
Chlorodifluoromethane
Dichlorodifluoromethane
UNKNOWN
Ethanol
Isopentane
Isopropyl Alcohol
Trichlorofluoromethane
4.063
4.253
Methylene chloride
Carbon Disulfide
4.630
4.873
Hexane-d14(S)
Methyl Ethyl Ketone
5.266
5.410
5.678
6.093
Benzene
6.315
1,4-Difluorobenzene
2,2,4-Trimethylpentane
Heptane
Trichloroethene
7.145
Methylcyclohexane
7.857
8.096
Toluene-d8 (S)
Toluene
8.834
8.975
Cyclotrisiloxane, hexamethyl-
Tetrachloroethene
9.490
9.651
9.982
Chlorobenzene - d5
10.149
10.283
Ethyl Benzene
m&p-Xylene
10.805
10.959
Styrene
o-Xylene
11.386
11.500
11.641
11.723
Isopropylbenzene
12.336
N-Propylbenzene
4-Ethyltoluene
1,3,5-Trimethylbenzene
13.136
13.264
1,2,4-Trimethylbenzene
13.540
13.694
1,4-dichlorobenzene-d4 (S)
13.973
p-Isopropyltoluene
1,2,3-Trimethylbenzene
Dodecane, 2,7,10-trimethyl-
14.301
14.438
14.517
Heptane, 5-ethyl-2,2,3-trimethyl-
N-Butylbenzene
14.763
14.904
UNKNOWN
15.084
15.166
Hexane, 3,3-dimethyl-
Sulfurous acid, hexyl 2-pentyl ester
15.461
UNKNOWN
Heptane, 4-ethyl-2,2,6,6-tetramethyl-
15.891
UNKNOWN
16.098
16.242
16.383
16.481
16.523
16.658
16.802
16.940
17.081
Naphthalene
17.537
17.772
18.078
17.990
18.232
18.419
18.829
18.964

Data File: \\192.168.10.12\chem\10airD.i\041614.b\10621.d
Report Date: 17-Apr-2014 13:22

Pace Analytical Services, Inc.

TENTATIVELY IDENTIFIED COMPOUNDS

Client Name:
Lab Smp Id: 10262342035
Operator : DR1
Sample Location:
Sample Matrix: AIR
Analysis Type: VOA
Inj Date: 16-APR-2014 18:03

Client SDG: 041614.b

Sample Date:
Sample Point:
Date Received:
Level: LOW

Number TICs found: 10

CONCENTRATION UNITS:
(ug/L or ug/KG) ppbv

	CAS NUMBER	COMPOUND NAME	RT	EST. CONC.	Q
1.		Unknown	3.000	3.14	J
2.		Unknown	3.413	585	J
3.	541-05-9	Cyclotrisiloxane, hexamethy	9.122	74.8	NJ
4.		Unknown	14.218	9.67	J
5.		Unknown	14.615	9.58	J
6.	17301-26-7	Undecane, 2,9-dimethyl-	14.691	11.9	NJ
7.		Unknown	14.989	9.45	J
8.	6117-97-1	Dodecane, 4-methyl-	15.248	5.26	NJ
9.	74645-98-0	Dodecane, 2,7,10-trimethyl-	15.353	6.06	NJ
10.		Unknown	15.963	1.30	J

Data File: \\192.168.10.12\chem\10airD.i\041614.b\10621.d
Report Date: 17-Apr-2014 13:22

Pace Analytical Services, Inc.

TO15 Analysis (UNIX)

Data file : \\192.168.10.12\chem\10airD.i\041614.b\10621.d
Lab Smp Id: 10262342035
Inj Date : 16-APR-2014 18:03
Operator : DR1 Inst ID: 10airD.i
Smp Info :
Misc Info : 19961
Comment : Volatile Organic COMPOUNDS in Air
Method : \\192.168.10.12\chem\10airD.i\041614.b\TO15_105-14.m
Meth Date : 17-Apr-2014 08:52 drandall Quant Type: ISTD
Cal Date : 15-APR-2014 17:43 Cal File: 10513.d
Als bottle: 21
Dil Factor: 1.68000
Integrator: HP RTE Compound Sublist: all.sub
Target Version: 4.14
Processing Host: 10MNCREINDL

Concentration Formula: Amt * DF * Uf * CpndVariable

Name	Value	Description
DF	1.680	Dilution Factor
Uf	1.000	ng unit correction factor
Cpnd Variable		Local Compound Variable

	COMPOUND	RT	AREA	AMOUNT
3	Dichlorodifluoromethane	3.164	8569287	0.367
10	Ethanol	3.679	563928	25.913
60	Tetrachloroethene	9.293	287885	1.499
80	p-Isopropyltoluene	14.061	1807167	1.788
85	Naphthalene	17.226	332754	0.109

	CONCENTRATIONS				QUANT		
RT	AREA	ON-COL(ppbv)	FINAL(ppbv)	QUAL	LIBRARY	LIB ENTRY	CPND #
Unknown				CAS #:			
3.000	43699991	1.87228663	3.14	0		0	3
Unknown				CAS #:			
3.413	7576709	348.160467	585	0		0	10
Cyclotrisiloxane, hexamethyl-				CAS #: 541-05-9			
9.122	8549998	44.5072126	74.8	91	NIST05.L	73123	60

Data File: \\192.168.10.12\chem\10airD.i\041614.b\10621.d
Report Date: 17-Apr-2014 13:22

		CONCENTRATIONS			QUANT		
RT	AREA	ON-COL(ppbv)	FINAL(ppbv)	QUAL	LIBRARY	LIB ENTRY	CPND #
Unknown				CAS #:			
14.218	5818100	5.75716906	9.67	0		0	80
Unknown				CAS #:			
14.615	5763073	5.70271911	9.58	0		0	80
Undecane, 2,9-dimethyl-				CAS #:	17301-26-7		
14.691	7157391	7.08243411	11.9	72	NIST05.L	46117	80
Unknown				CAS #:			
14.989	5684748	5.62521434	9.45	0		0	80
Dodecane, 4-methyl-				CAS #:	6117-97-1		
15.248	3166649	3.13348603	5.26	72	NIST05.L	46098	80
Dodecane, 2,7,10-trimethyl-				CAS #:	74645-98-0		
15.353	3647105	3.60891073	6.06	78	NIST05.L	66079	80
Unknown				CAS #:			
15.963	2374833	0.77526679	1.30	0		0	85

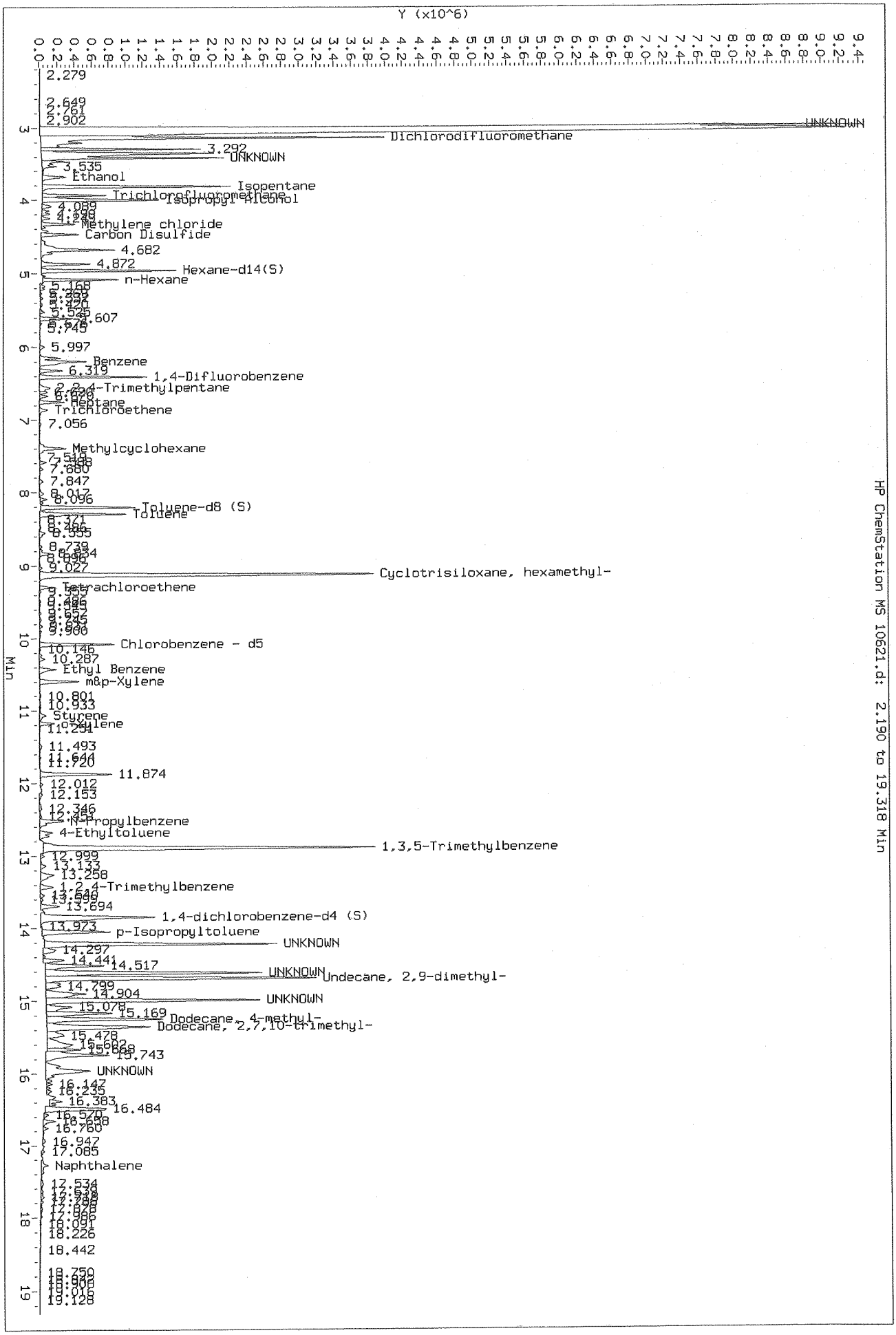

Data File: \\192.168.10.12\chem\10airD.i\041614.b\10621.d
Injection Date: 16-APR-2014 18:03
Instrument: 10airD.i
Client Sample ID:

HP ChemStation MS 10621.d: 2.190 to 19.318 Min

Data File: \\192.168.10.12\chem\10airD.i\041614.b\10620.d
Report Date: 17-Apr-2014 13:22

Pace Analytical Services, Inc.

TENTATIVELY IDENTIFIED COMPOUNDS

Client Name:
Lab Smp Id: 10262342036
Operator : DR1
Sample Location:
Sample Matrix: AIR
Analysis Type: VOA
Inj Date: 16-APR-2014 17:34

Client SDG: 041614.b

Sample Date:
Sample Point:
Date Received:
Level: LOW

Number TICs found: 10

CONCENTRATION UNITS:
(ug/L or ug/KG) ppbv

	CAS NUMBER	COMPOUND NAME	RT	EST. CONC.	Q
1.		Unknown	3.003	29.1	J
2.		Unknown	3.354	5.33	J
3.	112-95-8	Eicosane	14.219	8.58	NJ
4.	62199-06-8	Heptane, 5-ethyl-2,2,3-trim	14.619	8.60	NJ
5.		Unknown	14.694	10.6	J
6.	2051-33-4	1-Hexanol, 5-methyl-2-(1-me	14.989	8.54	NJ
7.	563-16-6	Hexane, 3,3-dimethyl-	15.248	4.77	NJ
8.	563-16-6	Hexane, 3,3-dimethyl-	15.353	5.57	NJ
9.	1186-53-4	Pentane, 2,2,3,4-tetramethy	15.747	1.03	NJ
10.	17301-28-9	Undecane, 3,6-dimethyl-	16.488	0.813	NJ

Data File: \\192.168.10.12\chem\10airD.i\041614.b\10620.d
Report Date: 17-Apr-2014 13:22

Pace Analytical Services, Inc.

TO15 Analysis (UNIX)

Data file : \\192.168.10.12\chem\10airD.i\041614.b\10620.d
Lab Smp Id: 10262342036
Inj Date : 16-APR-2014 17:34
Operator : DR1 Inst ID: 10airD.i
Smp Info :
Misc Info : 19961
Comment : Volatile Organic COMPOUNDS in Air
Method : \\192.168.10.12\chem\10airD.i\041614.b\TO15_105-14.m
Meth Date : 17-Apr-2014 08:52 drandall Quant Type: ISTD
Cal Date : 15-APR-2014 17:43 Cal File: 10513.d
Als bottle: 20
Dil Factor: 1.68000
Integrator: HP RTE Compound Sublist: all.sub
Target Version: 4.14
Processing Host: 10MNCREINDL

Concentration Formula: Amt * DF * Uf * CpndVariable

Name	Value	Description
DF	1.680	Dilution Factor
Uf	1.000	ng unit correction factor
Cpnd Variable		Local Compound Variable

	COMPOUND	RT	AREA	AMOUNT
3	Dichlorodifluoromethane	3.164	5840267	2.515
80	p-Isopropyltoluene	14.061	1777038	1.375
85	Naphthalene	17.232	727439	0.156

		CONCENTRATIONS			QUANT		
RT	AREA	ON-COL(ppbv)	FINAL(ppbv)	QUAL	LIBRARY	LIB ENTRY	CPND #
Unknown				CAS #:			
3.003	40169584	17.3002060	29.1	0		0	3
Unknown				CAS #:			
3.354	7362354	3.17081316	5.33	0		0	3
Eicosane				CAS #: 112-95-8			
14.219	6598793	5.10473974	8.58	72	NIST05.L	113490	80
Heptane, 5-ethyl-2,2,3-trimethyl-				CAS #: 62199-06-8			
14.619	6619658	5.12088090	8.60	74	NIST05.L	36474	80

Data File: \\192.168.10.12\chem\10airD.i\041614.b\10620.d
Report Date: 17-Apr-2014 13:22

		CONCENTRATIONS			QUANT		
RT	AREA	ON-COL(ppbv)	FINAL(ppbv)	QUAL	LIBRARY	LIB ENTRY	CPND #
Unknown				CAS #:			
14.694	8128114	6.28780228	10.6	0		0	80
1-Hexanol, 5-methyl-2-(1-methylethyl)-				CAS #: 2051-33-4			
14.989	6573729	5.08535081	8.54	72	NIST05.L	28408	80
Hexane, 3,3-dimethyl-				CAS #: 563-16-6			
15.248	3668370	2.83780275	4.77	72	NIST05.L	7446	80
Hexane, 3,3-dimethyl-				CAS #: 563-16-6			
15.353	4286516	3.31599265	5.57	78	NIST05.L	7446	80
Pentane, 2,2,3,4-tetramethyl-				CAS #: 1186-53-4			
15.747	2862026	0.61563706	1.03	72	NIST05.L	12343	85
Undecane, 3,6-dimethyl-				CAS #: 17301-28-9			
16.488	2250642	0.48412511	0.813	78	NIST05.L	46119	85

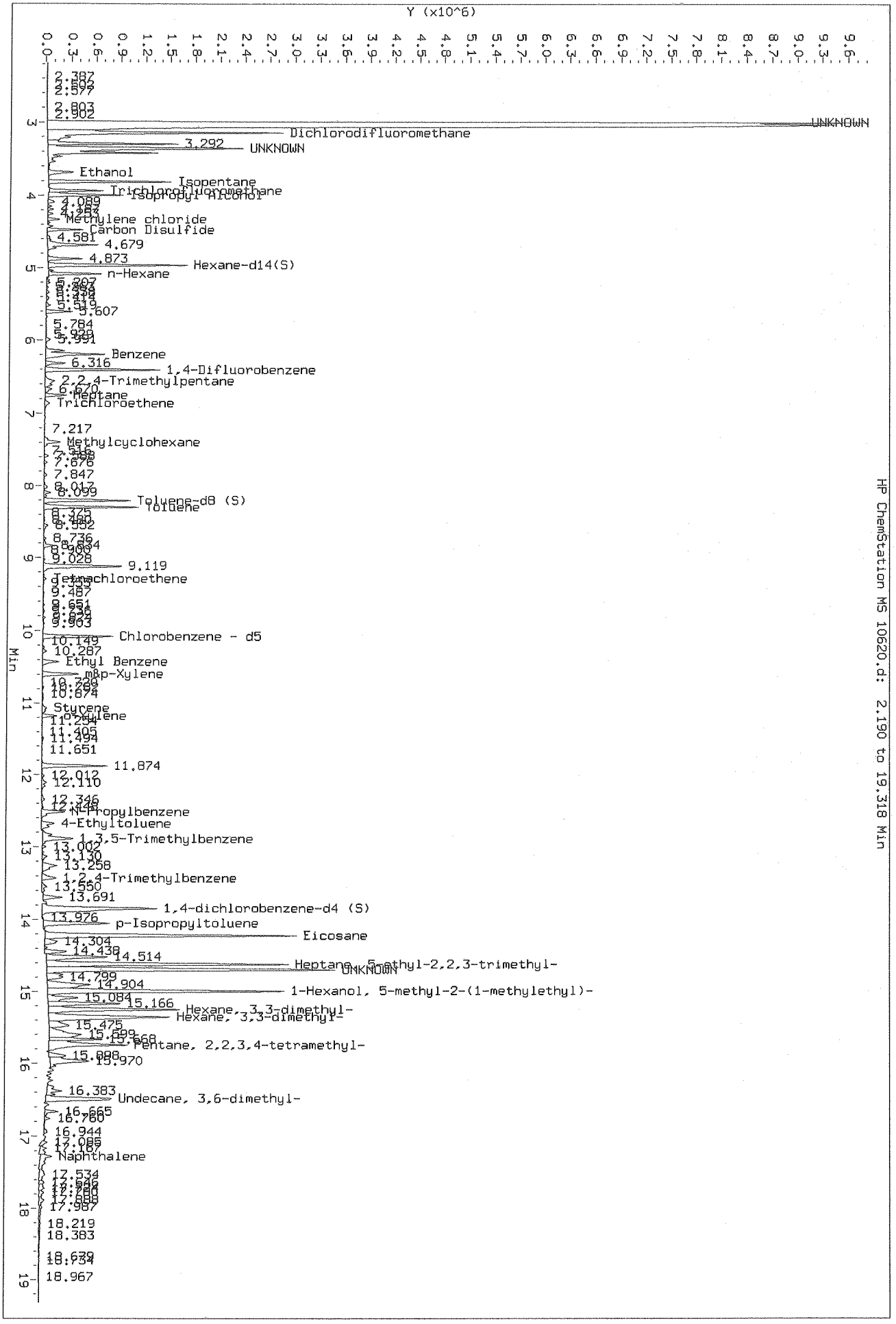
Y (x10^6)
Min
UNKNOWN
Dichlorodifluoromethane
3.292
UNKNOWN
Ethanol
Isopentane
Trichlorofluoromethane
Isopropyl Alcohol
Methylene chloride
Carbon Disulfide
4.679
Hexane-d14(S)
n-Hexane
Benzene
1,4-Difluorobenzene
2,2,4-Trimethylpentane
Heptane
Trichloroethene
Methylcyclohexane
Toluene-d8 (S)
Toluene
9.119
Chlorobenzene - d5
Ethyl Benzene
m&p-Xylene
Styrene
o-Xylene
11.874
n-Propylbenzene
4-Ethyltoluene
1,3,5-Trimethylbenzene
1,2,4-Trimethylbenzene
1,4-dichlorobenzene-d4 (S)
p-Isopropyltoluene
Eicosane
Heptane, 5-ethyl-2,2,3-trimethyl-
UNKNOWN
1-Hexanol, 5-methyl-2-(1-methylethyl)-
Hexane, 3,3-dimethyl-
Pentane, 2,2,3,4-tetramethyl-
Undecane, 3,6-dimethyl-
Naphthalene
HP ChemStation MS 10620.d: 2.190 to 19.318 Min
Data File: \\192.168.10.12\chem\10airD.i\041614.b\10620.d
Injection Date: 16-APR-2014 17:34
Instrument: 10airD.i
Client Sample ID:

Data File: \\192.168.10.12\chem\10airD.i\041714.b\10727.d
Report Date: 18-Apr-2014 09:56

Pace Analytical Services, Inc.

TENTATIVELY IDENTIFIED COMPOUNDS

Client Name:
Lab Smp Id: 10262342037
Operator : DR1
Sample Location:
Sample Matrix: AIR
Analysis Type: VOA
Inj Date: 17-APR-2014 21:19

Client SDG: 041714.b

Sample Date:
Sample Point:
Date Received:
Level: LOW

Number TICs found: 10

CONCENTRATION UNITS:
(ug/L or ug/KG) ppbv

	CAS NUMBER	COMPOUND NAME	RT	EST. CONC.	Q
1.		Unknown	3.003	5.03	J
2.		Unknown	14.215	24.4	J
3.		Unknown	14.612	25.5	J
4.		Unknown	14.904	8.87	J
5.	17301-33-6	Undecane, 4,8-dimethyl-	14.993	26.6	NJ
6.	2980-69-0	Undecane, 4-methyl-	15.163	9.05	NJ
7.	563-16-6	Hexane, 3,3-dimethyl-	15.245	15.9	NJ
8.	563-16-6	Hexane, 3,3-dimethyl-	15.353	19.2	NJ
9.	62237-96-1	Decane, 2,2,5-trimethyl-	15.744	13.1	NJ
10.	1000309-20-	Sulfurous acid, 2-ethylhexy	16.485	11.0	NJ

Data File: \\192.168.10.12\chem\10airD.i\041714.b\10727.d
Report Date: 18-Apr-2014 09:56

Pace Analytical Services, Inc.

TO15 Analysis (UNIX)

Data file : \\192.168.10.12\chem\10airD.i\041714.b\10727.d
Lab Smp Id: 10262342037
Inj Date : 17-APR-2014 21:19
Operator : DR1 Inst ID: 10airD.i
Smp Info :
Misc Info : 19977
Comment : Volatile Organic COMPOUNDS in Air
Method : \\192.168.10.12\chem\10airD.i\041714.b\TO15_107-14.m
Meth Date : 17-Apr-2014 15:55 10airD.i Quant Type: ISTD
Cal Date : 17-APR-2014 13:04 Cal File: 10710.d
Als bottle: 27
Dil Factor: 1.68000
Integrator: HP RTE Compound Sublist: all.sub
Target Version: 4.14
Processing Host: 10MNCREINDL

Concentration Formula: Amt * DF * Uf * CpndVariable

Name	Value	Description
DF	1.680	Dilution Factor
Uf	1.000	ng unit correction factor
Cpnd Variable		Local Compound Variable

	COMPOUND	RT	AREA	AMOUNT
3	Dichlorodifluoromethane	3.164	4626178	0.355
81	1,2,3-Trimethylbenzene	14.120	51862	0.204

	CONCENTRATIONS				QUANT		
RT	AREA	ON-COL(ppbv)	FINAL(ppbv)	QUAL	LIBRARY	LIB ENTRY	CPND #
Unknown				CAS #:			
3.003	39061591	2.99690062	5.03	0		0	3
Unknown				CAS #:			
14.215	3686840	14.4978395	24.4	0		0	81
Unknown				CAS #:			
14.612	3864238	15.1954287	25.5	0		0	81
Unknown				CAS #:			
14.904	1342709	5.27996542	8.87	0		0	81
Undecane, 4,8-dimethyl-				CAS #: 17301-33-6			
14.993	4031000	15.8511875	26.6	72	NIST05.L	46113	81

Data File: \\192.168.10.12\chem\10airD.i\041714.b\10727.d
Report Date: 18-Apr-2014 09:56

		CONCENTRATIONS			QUANT		
RT	AREA	ON-COL(ppbv)	FINAL(ppbv)	QUAL	LIBRARY	LIB ENTRY	CPND #
Undecane, 4-methyl-				CAS #: 2980-69-0			
15.163	1370030	5.38739851	9.05	78	NIST05.L	36439	81
Hexane, 3,3-dimethyl-				CAS #: 563-16-6			
15.245	2404088	9.45364703	15.9	72	NIST05.L	7435	81
Hexane, 3,3-dimethyl-				CAS #: 563-16-6			
15.353	2909788	11.4422223	19.2	78	NIST05.L	7446	81
Decane, 2,2,5-trimethyl-				CAS #: 62237-96-1			
15.744	1982362	7.79528419	13.1	72	NIST05.L	46153	81
Sulfurous acid, 2-ethylhexyl octadecyl e				CAS #: 1000309-20-1			
16.485	1658933	6.52345871	11.0	83	NIST05.L	179536	81

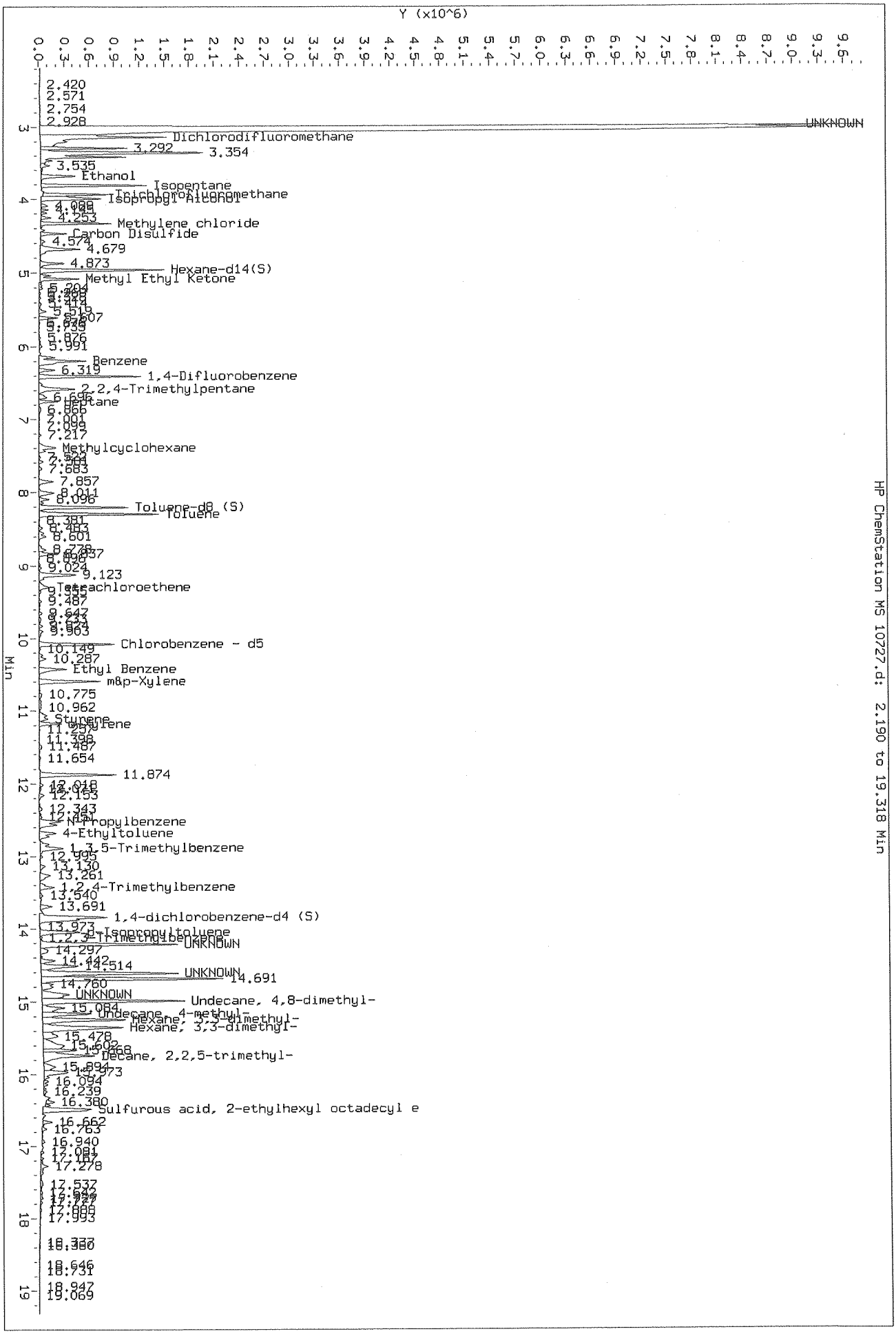

Data File: \\192.168.10.12\chem\10airD.i\041714.b\10727.d
Injection Date: 17-APR-2014 21:19
Instrument: 10airD.i
Client Sample ID:

HP ChemStation MS 10727.d: 2.190 to 19.318 Min

Data File: \\192.168.10.12\chem\10airD.i\041714.b\10721.d
Report Date: 18-Apr-2014 09:53

Pace Analytical Services, Inc.

TENTATIVELY IDENTIFIED COMPOUNDS

Client Name:
Lab Smp Id: 10262342038
Operator : DR1
Sample Location:
Sample Matrix: AIR
Analysis Type: VOA
Inj Date: 17-APR-2014 18:26

Client SDG: 041714.b

Sample Date:
Sample Point:
Date Received:
Level: LOW

Number TICs found: 10

CONCENTRATION UNITS:
(ug/L or ug/KG) ppbv

	CAS NUMBER	COMPOUND NAME	RT	EST. CONC.	Q
1.		Unknown	3.016	8.67	J
2.	541-05-9	Cyclotrisiloxane, hexamethy	9.122	8.49	NJ
3.		Unknown	14.215	6.35	J
4.		Unknown	14.615	6.84	J
5.		Unknown	14.986	7.23	J
6.		Unknown	15.163	2.39	J
7.		Unknown	15.245	4.22	J
8.	6117-97-1	Dodecane, 4-methyl-	15.350	5.60	NJ
9.	62237-97-2	Decane, 2,2,6-trimethyl-	15.743	3.59	NJ
10.	17301-28-9	Undecane, 3,6-dimethyl-	16.484	3.62	NJ

Data File: \\192.168.10.12\chem\10airD.i\041714.b\10721.d
Report Date: 18-Apr-2014 09:53

Pace Analytical Services, Inc.

TO15 Analysis (UNIX)

Data file : \\192.168.10.12\chem\10airD.i\041714.b\10721.d
Lab Smp Id: 10262342038
Inj Date : 17-APR-2014 18:26
Operator : DR1 Inst ID: 10airD.i
Smp Info :
Misc Info : 19977
Comment : Volatile Organic COMPOUNDS in Air
Method : \\192.168.10.12\chem\10airD.i\041714.b\TO15_107-14.m
Meth Date : 17-Apr-2014 15:55 10airD.i Quant Type: ISTD
Cal Date : 17-APR-2014 13:04 Cal File: 10710.d
Als bottle: 21
Dil Factor: 1.68000
Integrator: HP RTE Compound Sublist: all.sub
Target Version: 4.14
Processing Host: 10MNCREINDL

Concentration Formula: Amt * DF * Uf * CpndVariable

Name	Value	Description
DF	1.680	Dilution Factor
Uf	1.000	ng unit correction factor
Cpnd Variable		Local Compound Variable

COMPOUND	RT	AREA	AMOUNT
3 Dichlorodifluoromethane	3.167	1324679	0.240
60 Tetrachloroethene	9.296	142238	0.455
80 p-Isopropyltoluene	14.061	1147436	1.613

		CONCENTRATIONS			QUANT		
RT	AREA	ON-COL(ppbv)	FINAL(ppbv)	QUAL	LIBRARY	LIB ENTRY	CPND #
Unknown				CAS #:			
3.016	28475864	5.16079632	8.67	0		0	3
Cyclotrisiloxane, hexamethyl-				CAS #: 541-05-9			
9.122	1579935	5.05589512	8.49	91	NIST05.L	73123	60
Unknown				CAS #:			
14.215	2689042	3.77941322	6.35	0		0	80
Unknown				CAS #:			
14.615	2895549	4.06965659	6.84	0		0	80

Data File: \\192.168.10.12\chem\10airD.i\041714.b\10721.d
Report Date: 18-Apr-2014 09:53

		CONCENTRATIONS			QUANT		
RT	AREA	ON-COL(ppbv)	FINAL(ppbv)	QUAL	LIBRARY	LIB ENTRY	CPND #
Unknown				CAS #:			
14.986	3062593	4.30443488	7.23	0		0	80
Unknown				CAS #:			
15.163	1013703	1.42474680	2.39	0		0	80
Unknown				CAS #:			
15.245	1789215	2.51471779	4.22	0		0	80
Dodecane, 4-methyl-				CAS #:	6117-97-1		
15.350	2371285	3.33281007	5.60	72	NIST05.L	46098	80
Decane, 2,2,6-trimethyl-				CAS #:	62237-97-2		
15.743	1520080	2.13645220	3.59	72	NIST05.L	46154	80
Undecane, 3,6-dimethyl-				CAS #:	17301-28-9		
16.484	1534677	2.15696808	3.62	78	NIST05.L	46119	80

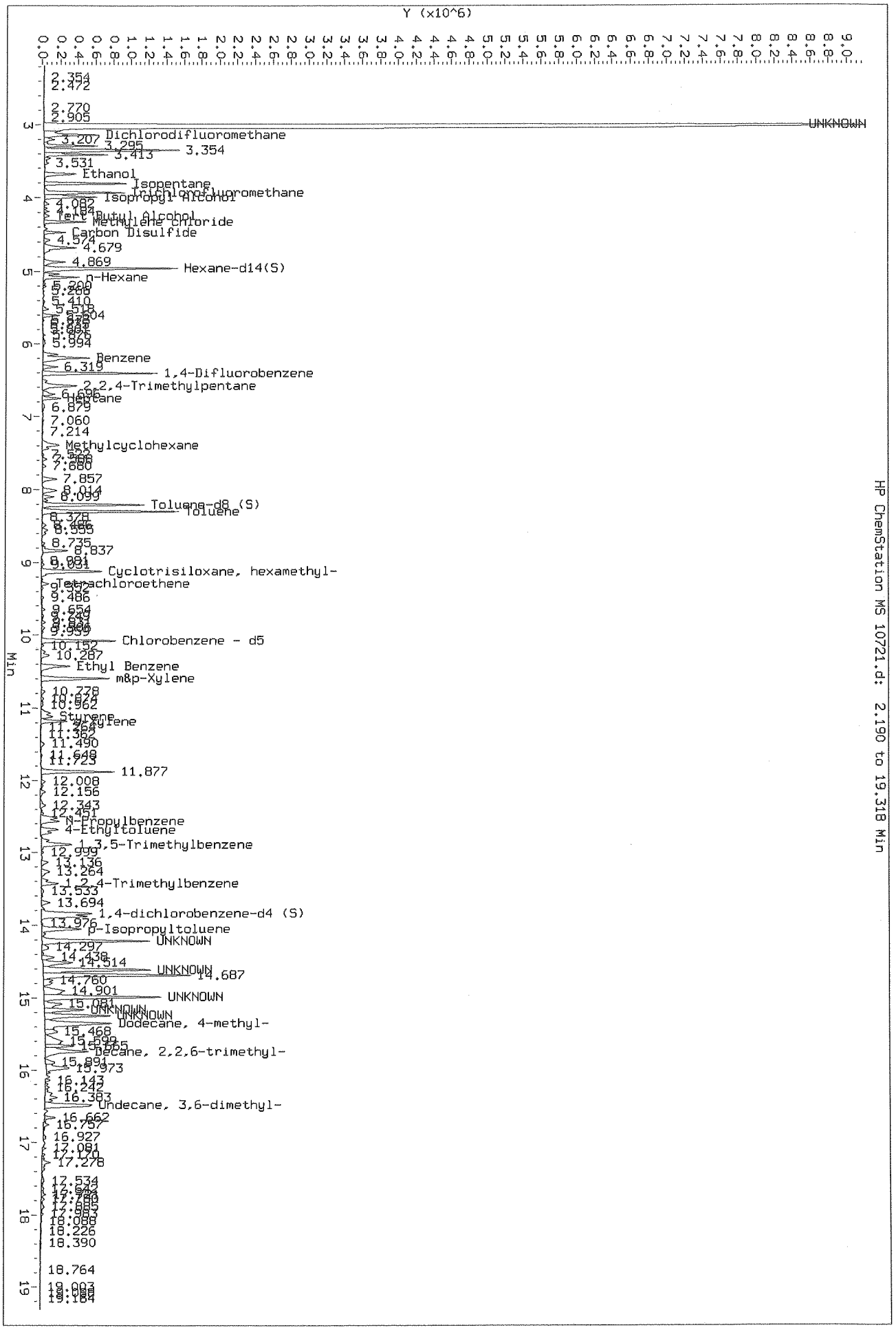

Data File: \\192.168.10.12\chem\10airD.i\041714.b\10721.d
Injection Date: 17-APR-2014 18:26
Instrument: 10airD.i
Client Sample ID:

HP ChemStation MS 10721.d: 2.190 to 19.318 Min

Data File: \\192.168.10.12\chem\10airD.i\041714.b\10726.d
Report Date: 18-Apr-2014 09:56

Pace Analytical Services, Inc.

TENTATIVELY IDENTIFIED COMPOUNDS

Client Name:
Lab Smp Id: 10262342039
Operator : DR1
Sample Location:
Sample Matrix: AIR
Analysis Type: VOA
Inj Date: 17-APR-2014 20:51

Client SDG: 041714.b

Sample Date:
Sample Point:
Date Received:
Level: LOW

Number TICs found: 10

CONCENTRATION UNITS:
(ug/L or ug/KG) ppbv

	CAS NUMBER	COMPOUND NAME	RT	EST. CONC.	Q
1.		Unknown	3.010	7.90	J
2.	13287-21-3	Tridecane, 6-methyl-	14.219	3.50	NJ
3.	13151-34-3	Decane, 3-methyl-	14.520	1.03	NJ
4.	62199-06-8	Heptane, 5-ethyl-2,2,3-trim	14.619	3.34	NJ
5.		Unknown	14.904	1.04	J
6.		Unknown	14.993	3.46	J
7.		Unknown	15.252	1.65	J
8.	6117-97-1	Dodecane, 4-methyl-	15.353	2.09	NJ
9.		Unknown	15.609	1.08	J
10.	62237-96-1	Decane, 2,2,5-trimethyl-	15.747	4.18	NJ

Data File: \\192.168.10.12\chem\10airD.i\041714.b\10726.d
Report Date: 18-Apr-2014 09:56

Pace Analytical Services, Inc.

TO15 Analysis (UNIX)

Data file : \\192.168.10.12\chem\10airD.i\041714.b\10726.d
Lab Smp Id: 10262342039
Inj Date : 17-APR-2014 20:51
Operator : DR1 Inst ID: 10airD.i
Smp Info :
Misc Info : 19977
Comment : Volatile Organic COMPOUNDS in Air
Method : \\192.168.10.12\chem\10airD.i\041714.b\TO15_107-14.m
Meth Date : 17-Apr-2014 15:55 10airD.i Quant Type: ISTD
Cal Date : 17-APR-2014 13:04 Cal File: 10710.d
Als bottle: 26
Dil Factor: 1.74000
Integrator: HP RTE Compound Sublist: all.sub
Target Version: 4.14
Processing Host: 10MNCREINDL

Concentration Formula: Amt * DF * Uf * CpndVariable

Name	Value	Description
DF	1.740	Dilution Factor
Uf	1.000	ng unit correction factor
Cpnd Variable		Local Compound Variable

	COMPOUND	RT	AREA	AMOUNT
3	Dichlorodifluoromethane	3.164	2601176	0.341
80	p-Isopropyltoluene	14.061	2225715	0.508
85	Naphthalene	17.229	221771	0.172

	CONCENTRATIONS				QUANT		
RT	AREA	ON-COL(ppbv)	FINAL(ppbv)	QUAL	LIBRARY	LIB ENTRY	CPND #
Unknown				CAS #:			
3.010	34666821	4.54101404	7.90	0		0	3
Tridecane, 6-methyl-				CAS #: 13287-21-3			
14.219	8803719	2.01055720	3.50	72	NIST05.L	55987	80
Decane, 3-methyl-				CAS #: 13151-34-3			
14.520	2599503	0.59366382	1.03	72	NIST05.L	27243	80
Heptane, 5-ethyl-2,2,3-trimethyl-				CAS #: 62199-06-8			
14.619	8412743	1.92126763	3.34	78	NIST05.L	36474	80

Data File: \\192.168.10.12\chem\10airD.i\041714.b\10726.d
Report Date: 18-Apr-2014 09:56

		CONCENTRATIONS			QUANT		
RT	AREA	ON-COL(ppbv)	FINAL(ppbv)	QUAL	LIBRARY	LIB ENTRY	CPND #
Unknown				CAS #:			
14.904	2606131	0.59517746	1.04	0		0	80
Unknown				CAS #:			
14.993	8701914	1.98730737	3.46	0		0	80
Unknown				CAS #:			
15.252	4147568	0.94720446	1.65	0		0	80
Dodecane, 4-methyl-				CAS #:	6117-97-1		
15.353	5260058	1.20127042	2.09	78	NIST05.L	46098	80
Unknown				CAS #:			
15.609	2714497	0.61992564	1.08	0		0	80
Decane, 2,2,5-trimethyl-				CAS #:	62237-96-1		
15.747	3093131	2.40070697	4.18	72	NIST05.L	46153	85

Data File: \\192.168.10.12\chem\10airD.i\041714.b\10726.d
Injection Date: 17-APR-2014 20:51
Instrument: 10airD.i
Client Sample ID:

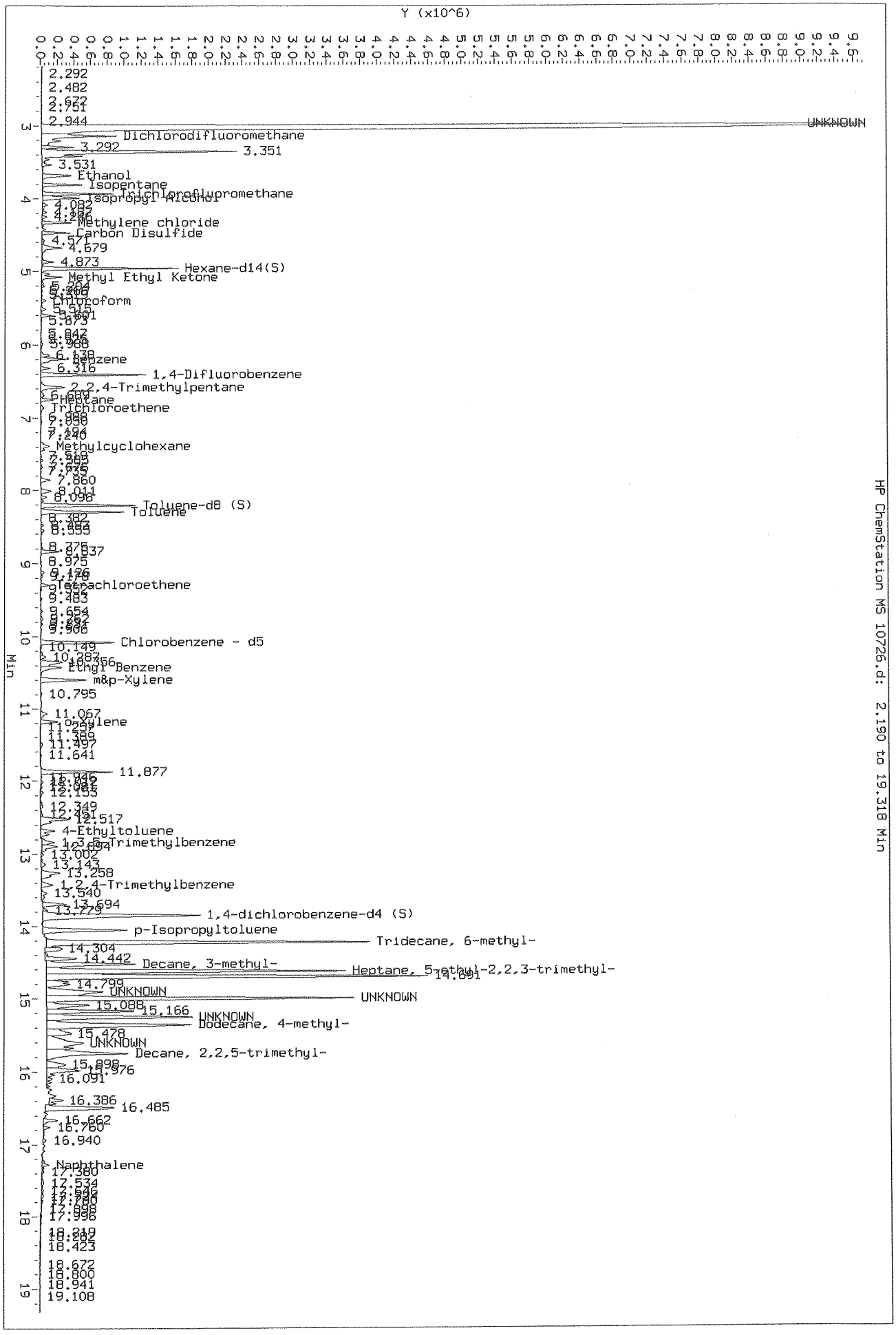

Data File: \\192.168.10.12\chem\10airD.i\041714.b\10725.d
Report Date: 18-Apr-2014 09:55

Pace Analytical Services, Inc.

TENTATIVELY IDENTIFIED COMPOUNDS

Client Name:
Lab Smp Id: 10262342040
Operator : DR1
Sample Location:
Sample Matrix: AIR
Analysis Type: VOA
Inj Date: 17-APR-2014 20:22

Client SDG: 041714.b

Sample Date:
Sample Point:
Date Received:
Level: LOW

Number TICs found: 10

CONCENTRATION UNITS:
(ug/L or ug/KG) ppbv

	CAS NUMBER	COMPOUND NAME	RT	EST. CONC.	Q
1.		Unknown	3.017	7.01	J
2.	74645-98-0	Dodecane, 2,7,10-trimethyl-	14.219	1.57	NJ
3.	17312-57-1	Dodecane, 3-methyl-	14.517	0.466	NJ
4.	62199-06-8	Heptane, 5-ethyl-2,2,3-trim	14.619	1.60	NJ
5.		Unknown	14.993	1.58	J
6.	563-16-6	Hexane, 3,3-dimethyl-	15.248	0.815	NJ
7.	563-16-6	Hexane, 3,3-dimethyl-	15.353	0.985	NJ
8.	62108-31-0	Heptane, 4-ethyl-2,2,6,6-te	15.747	1.70	NJ
9.		Unknown	15.966	1.85	J
10.	26730-14-3	Tridecane, 7-methyl-	16.481	1.40	NJ

Data File: \\192.168.10.12\chem\10airD.i\041714.b\10725.d
Report Date: 18-Apr-2014 09:55

Pace Analytical Services, Inc.

TO15 Analysis (UNIX)

Data file : \\192.168.10.12\chem\10airD.i\041714.b\10725.d
Lab Smp Id: 10262342040
Inj Date : 17-APR-2014 20:22
Operator : DR1 Inst ID: 10airD.i
Smp Info :
Misc Info : 19977
Comment : Volatile Organic COMPOUNDS in Air
Method : \\192.168.10.12\chem\10airD.i\041714.b\TO15_107-14.m
Meth Date : 17-Apr-2014 15:55 10airD.i Quant Type: ISTD
Cal Date : 17-APR-2014 13:04 Cal File: 10710.d
Als bottle: 25
Dil Factor: 1.68000
Integrator: HP RTE Compound Sublist: all.sub
Target Version: 4.14
Processing Host: 10MNCREINDL

Concentration Formula: Amt * DF * Uf * CpndVariable

Name	Value	Description
DF	1.680	Dilution Factor
Uf	1.000	ng unit correction factor
Cpnd Variable		Local Compound Variable

	COMPOUND	RT	AREA	AMOUNT
3	Dichlorodifluoromethane	3.164	2135831	0.299
81	1,2,3-Trimethylbenzene	14.117	1804151	0.234
85	Naphthalene	17.229	325816	0.117

	CONCENTRATIONS			QUANT			
RT	AREA	ON-COL(ppbv)	FINAL(ppbv)	QUAL	LIBRARY	LIB ENTRY	CPND #
Unknown				CAS #:			
3.017	29856219	4.17379087	7.01	0		0	3
Dodecane, 2,7,10-trimethyl-				CAS #: 74645-98-0			
14.219	7193099	0.93390317	1.57	72	NIST05.L	66079	81
Dodecane, 3-methyl-				CAS #: 17312-57-1			
14.517	2138909	0.27770149	0.466	83	NIST05.L	46100	81
Heptane, 5-ethyl-2,2,3-trimethyl-				CAS #: 62199-06-8			
14.619	7330078	0.95168763	1.60	83	NIST05.L	36474	81

Data File: \\192.168.10.12\chem\10airD.i\041714.b\10725.d
Report Date: 18-Apr-2014 09:55

		CONCENTRATIONS			QUANT		
RT	AREA	ON-COL(ppbv)	FINAL(ppbv)	QUAL	LIBRARY	LIB ENTRY	CPND #
Unknown				CAS #:			
14.993	7249259	0.94119466	1.58	0		0	81
Hexane, 3,3-dimethyl-				CAS #: 563-16-6			
15.248	3735789	0.48502949	0.815	72	NIST05.L	7446	81
Hexane, 3,3-dimethyl-				CAS #: 563-16-6			
15.353	4516600	0.58640467	0.985	78	NIST05.L	7446	81
Heptane, 4-ethyl-2,2,6,6-tetramethyl-				CAS #: 62108-31-0			
15.747	2808462	1.01116991	1.70	78	NIST05.L	46172	85
Unknown				CAS #:			
15.966	3066536	1.10408788	1.85	0		0	85
Tridecane, 7-methyl-				CAS #: 26730-14-3			
16.481	2320638	0.83553183	1.40	78	NIST05.L	55984	85

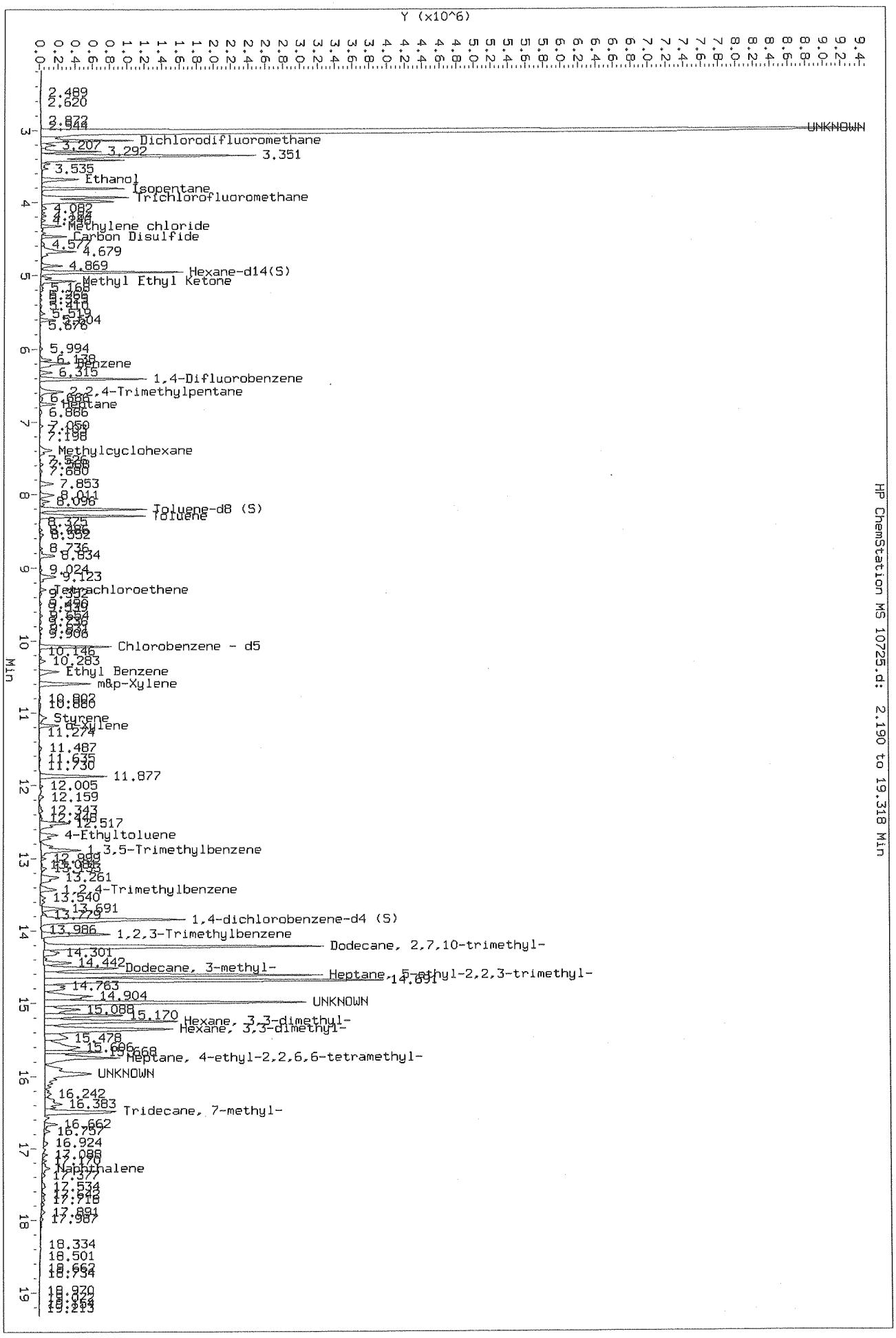
Data File: \\192.168.10.12\chem\10airD.i\041714.b\10725.d
Injection Date: 17-APR-2014 20:22
Instrument: 10airD.i
Client Sample ID:
HP ChemStation MS 10725.d: 2.190 to 19.318 Min
Y (x10^6)
Min
UNKNOWN
Dichlorodifluoromethane
3.207
3.292
3.351
Ethanol
Isopentane
Trichlorofluoromethane
Methylene chloride
Carbon Disulfide
4.577
4.679
4.869
Hexane-d14(S)
Methyl Ethyl Ketone
5.994
Benzene
6.315
1,4-Difluorobenzene
2,2,4-Trimethylpentane
Heptane
6.886
7.050
Methylcyclohexane
7.680
7.853
8.011
8.096
Toluene-d8 (S)
Toluene
8.736
8.834
9.024
9.123
Tetrachloroethene
9.906
Chlorobenzene - d5
10.146
10.283
Ethyl Benzene
m&p-Xylene
10.807
10.880
Styrene
o-Xylene
11.274
11.487
11.635
11.730
11.877
12.005
12.159
12.343
12.517
4-Ethyltoluene
1,3,5-Trimethylbenzene
13.261
1,2,4-Trimethylbenzene
13.540
13.691
1,4-dichlorobenzene-d4 (S)
13.986
1,2,3-Trimethylbenzene
Dodecane, 2,7,10-trimethyl-
14.301
14.442
Dodecane, 3-methyl-
Heptane, 5-ethyl-2,2,3-trimethyl-
14.691
14.763
14.904
UNKNOWN
15.088
15.170
Hexane, 3,3-dimethyl-
Hexane, 3,3-dimethyl-
15.478
15.606
15.668
Heptane, 4-ethyl-2,2,6,6-tetramethyl-
UNKNOWN
16.242
16.383
Tridecane, 7-methyl-
16.662
16.757
16.924
17.088
17.170
Naphthalene
17.377
17.534
17.716
17.891
17.987
18.334
18.501
18.662
18.734
18.970
19.213

Data File: \\192.168.10.12\chem\10airD.i\041714.b\10723.d
Report Date: 18-Apr-2014 09:55

Pace Analytical Services, Inc.

TENTATIVELY IDENTIFIED COMPOUNDS

Client Name:
Lab Smp Id: 10262342041
Operator : DR1
Sample Location:
Sample Matrix: AIR
Analysis Type: VOA
Inj Date: 17-APR-2014 19:24

Client SDG: 041714.b

Sample Date:
Sample Point:
Date Received:
Level: LOW

Number TICs found: 10

CONCENTRATION UNITS:
(ug/L or ug/KG) ppbv

	CAS NUMBER	COMPOUND NAME	RT	EST. CONC.	Q
1.		Unknown	3.007	7.38	J
2.		Unknown	3.351	0.998	J
3.		Unknown	14.215	17.1	J
4.	62199-06-8	Heptane, 5-ethyl-2,2,3-trim	14.612	17.8	NJ
5.		Unknown	14.897	6.12	J
6.		Unknown	14.986	17.5	J
7.		Unknown	15.248	10.3	J
8.	563-16-6	Hexane, 3,3-dimethyl-	15.353	12.4	NJ
9.	62108-31-0	Heptane, 4-ethyl-2,2,6,6-te	15.743	8.46	NJ
10.	629-78-7	Heptadecane	16.485	6.78	NJ

Data File: \\192.168.10.12\chem\10airD.i\041714.b\10723.d
Report Date: 18-Apr-2014 09:55

Pace Analytical Services, Inc.

TO15 Analysis (UNIX)

Data file : \\192.168.10.12\chem\10airD.i\041714.b\10723.d
Lab Smp Id: 10262342041
Inj Date : 17-APR-2014 19:24
Operator : DR1 Inst ID: 10airD.i
Smp Info :
Misc Info : 19977
Comment : Volatile Organic COMPOUNDS in Air
Method : \\192.168.10.12\chem\10airD.i\041714.b\TO15_107-14.m
Meth Date : 17-Apr-2014 15:55 10airD.i Quant Type: ISTD
Cal Date : 17-APR-2014 13:04 Cal File: 10710.d
Als bottle: 23
Dil Factor: 1.68000
Integrator: HP RTE Compound Sublist: all.sub
Target Version: 4.14
Processing Host: 10MNCREINDL

Concentration Formula: Amt * DF * Uf * CpndVariable

Name	Value	Description
DF	1.680	Dilution Factor
Uf	1.000	ng unit correction factor
Cpnd Variable		Local Compound Variable

COMPOUND	RT	AREA	AMOUNT
3 Dichlorodifluoromethane	3.164	2360839	0.294
81 1,2,3-Trimethylbenzene	14.114	96288	0.289

		CONCENTRATIONS			QUANT		
RT	AREA	ON-COL(ppbv)	FINAL(ppbv)	QUAL	LIBRARY	LIB ENTRY	CPND #
Unknown				CAS #:			
3.007	35207742	4.39192935	7.38	0		0	3
Unknown				CAS #:			
3.351	4764755	0.59437124	0.998	0		0	3
Unknown				CAS #:			
14.215	3393284	10.1689799	17.1	0		0	81
Heptane, 5-ethyl-2,2,3-trimethyl-				CAS #: 62199-06-8			
14.612	3530596	10.5804767	17.8	83	NIST05.L	36474	81
Unknown				CAS #:			
14.897	1216762	3.64638765	6.12	0		0	81

Data File: \\192.168.10.12\chem\10airD.i\041714.b\10723.d
Report Date: 18-Apr-2014 09:55

		CONCENTRATIONS			QUANT		
RT	AREA	ON-COL(ppbv)	FINAL(ppbv)	QUAL	LIBRARY	LIB ENTRY	CPND #
====	====	==========	==========	====	=======	=========	======
Unknown				CAS #:			
14.986	3468888	10.3955482	17.5	0		0	81
Unknown				CAS #:			
15.248	2044090	6.12571945	10.3	0		0	81
Hexane, 3,3-dimethyl-				CAS #: 563-16-6			
15.353	2473820	7.41353369	12.4	78	NIST05.L	7446	81
Heptane, 4-ethyl-2,2,6,6-tetramethyl-				CAS #: 62108-31-0			
15.743	1680797	5.03700479	8.46	78	NIST05.L	46172	81
Heptadecane				CAS #: 629-78-7			
16.485	1346699	4.03578069	6.78	78	NIST05.L	85525	81

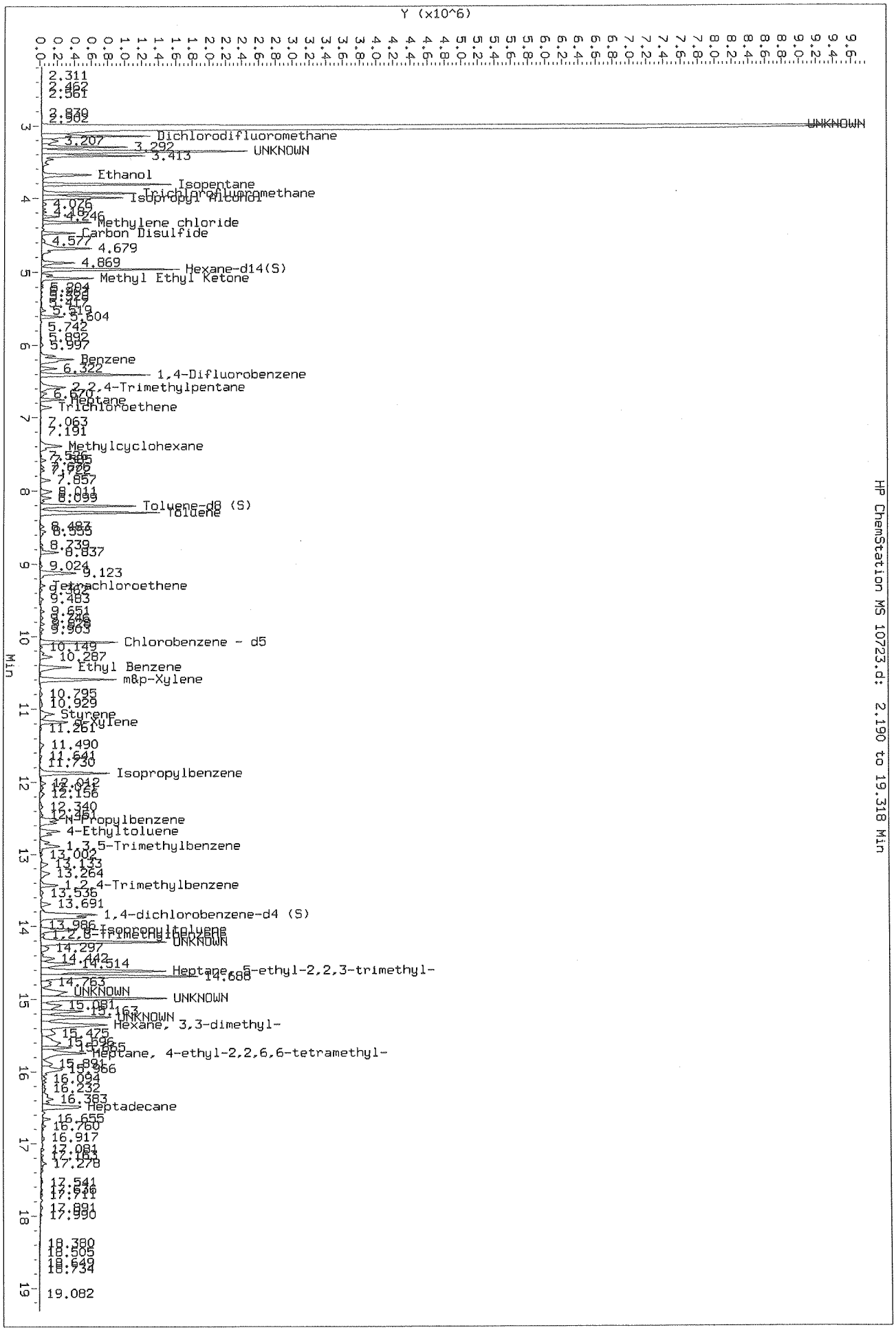

Data File: \\192.168.10.12\chem\10airD.i\041714.b\10723.d
Injection Date: 17-APR-2014 19:24
Instrument: 10airD.i
Client Sample ID:

HP ChemStation MS 10723.d: 2.190 to 19.318 Min

Data File: \\192.168.10.12\chem\10airD.i\041714.b\10722.d
Report Date: 18-Apr-2014 09:53

Pace Analytical Services, Inc.

TENTATIVELY IDENTIFIED COMPOUNDS

Client Name:
Lab Smp Id: 10262342042
Operator : DR1
Sample Location:
Sample Matrix: AIR
Analysis Type: VOA
Inj Date: 17-APR-2014 18:56

Client SDG: 041714.b

Sample Date:
Sample Point:
Date Received:
Level: LOW

Number TICs found: 10

CONCENTRATION UNITS:
(ug/L or ug/KG) ppbv

	CAS NUMBER	COMPOUND NAME	RT	EST. CONC.	Q
1.		Unknown	3.026	4.32	J
2.	544-76-3	Hexadecane	14.215	3.22	NJ
3.	629-62-9	Pentadecane	14.517	0.965	NJ
4.		Unknown	14.615	3.24	J
5.		Unknown	14.901	1.04	J
6.		Unknown	14.989	3.32	J
7.	563-16-6	Hexane, 3,3-dimethyl-	15.248	1.65	NJ
8.	563-16-6	Hexane, 3,3-dimethyl-	15.353	2.49	NJ
9.	14720-74-2	Heptane, 2,2,4-trimethyl-	15.747	0.818	NJ
10.		Unknown	15.963	0.691	J

Data File: \\192.168.10.12\chem\10airD.i\041714.b\10722.d
Report Date: 18-Apr-2014 09:53

Pace Analytical Services, Inc.

TO15 Analysis (UNIX)

Data file : \\192.168.10.12\chem\10airD.i\041714.b\10722.d
Lab Smp Id: 10262342042
Inj Date : 17-APR-2014 18:56
Operator : DR1 Inst ID: 10airD.i
Smp Info :
Misc Info : 19977
Comment : Volatile Organic COMPOUNDS in Air
Method : \\192.168.10.12\chem\10airD.i\041714.b\TO15_107-14.m
Meth Date : 17-Apr-2014 15:55 10airD.i Quant Type: ISTD
Cal Date : 17-APR-2014 13:04 Cal File: 10710.d
Als bottle: 22
Dil Factor: 1.68000
Integrator: HP RTE Compound Sublist: all.sub
Target Version: 4.14
Processing Host: 10MNCREINDL

Concentration Formula: Amt * DF * Uf * CpndVariable

Name	Value	Description
DF	1.680	Dilution Factor
Uf	1.000	ng unit correction factor
Cpnd Variable		Local Compound Variable

COMPOUND	RT	AREA	AMOUNT
3 Dichlorodifluoromethane	3.164	4061839	0.292
80 p-Isopropyltoluene	14.061	1319956	0.503
85 Naphthalene	17.223	307384	0.079

		CONCENTRATIONS			QUANT		
RT	AREA	ON-COL(ppbv)	FINAL(ppbv)	QUAL	LIBRARY	LIB ENTRY	CPND #
Unknown				CAS #:			
3.026	35803061	2.57048011	4.32	0		0	3
Hexadecane				CAS #: 544-76-3			
14.215	5022361	1.91467976	3.22	72	NIST05.L	76090	80
Pentadecane				CAS #: 629-62-9			
14.517	1506819	0.57444602	0.965	72	NIST05.L	66063	80
Unknown				CAS #:			
14.615	5057808	1.92819341	3.24	0		0	80

Data File: \\192.168.10.12\chem\10airD.i\041714.b\10722.d
Report Date: 18-Apr-2014 09:53

		CONCENTRATIONS			QUANT		
RT	AREA	ON-COL(ppbv)	FINAL(ppbv)	QUAL	LIBRARY	LIB ENTRY	CPND #
Unknown				CAS #:			
14.901	1629403	0.62117902	1.04	0		0	80
Unknown				CAS #:			
14.989	5189491	1.97839498	3.32	0		0	80
Hexane, 3,3-dimethyl-				CAS #:	563-16-6		
15.248	2575328	0.98179505	1.65	72	NIST05.L	7435	80
Hexane, 3,3-dimethyl-				CAS #:	563-16-6		
15.353	3895187	1.48496613	2.49	78	NIST05.L	7446	80
Heptane, 2,2,4-trimethyl-				CAS #:	14720-74-2		
15.747	1885924	0.48700405	0.818	72	NIST05.L	18538	85
Unknown				CAS #:			
15.963	1593335	0.41144862	0.691	0		0	85

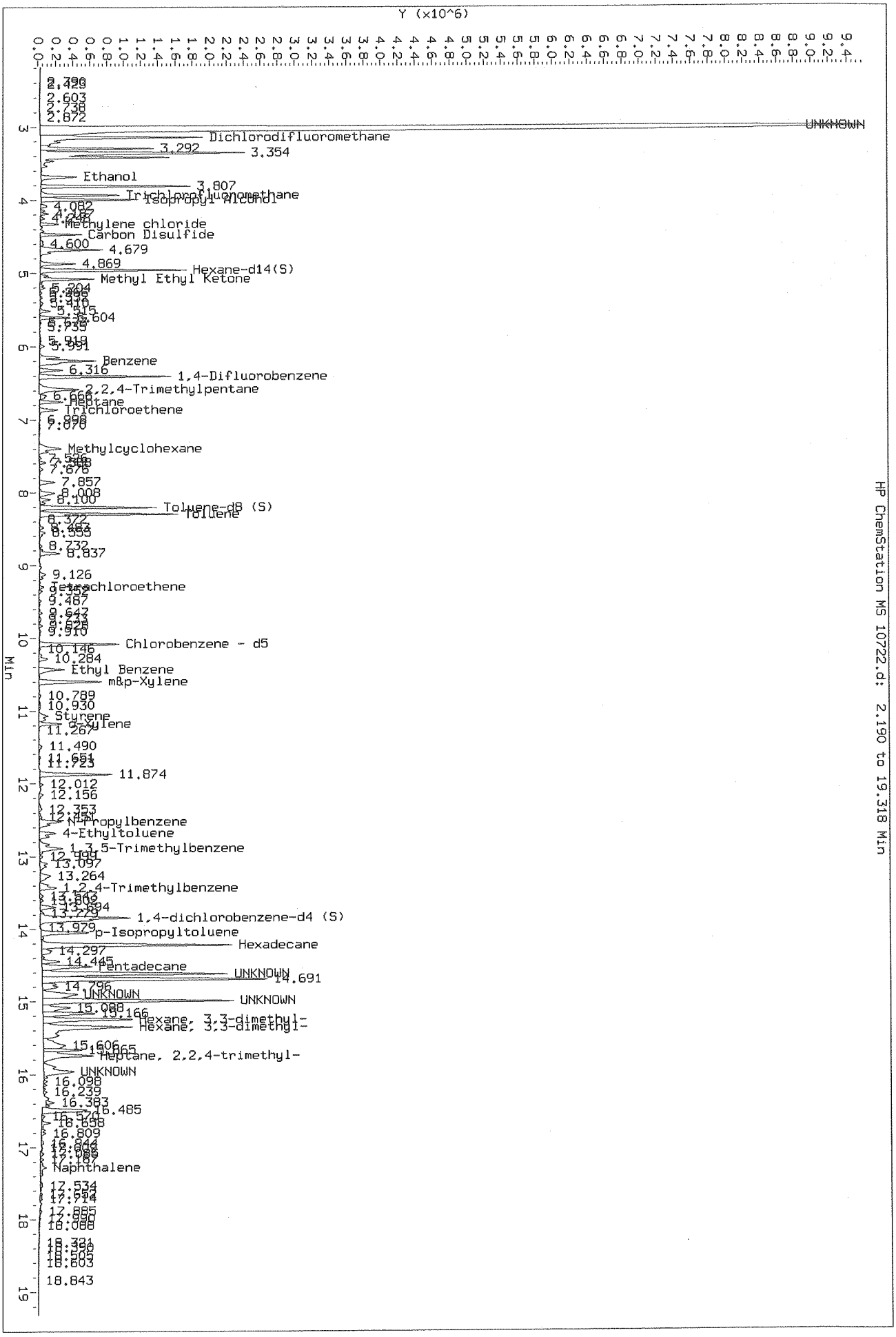
Data File: \\192.168.10.12\chem\10airD.i\041714.b\10722.d
Injection Date: 17-APR-2014 18:56
Instrument: 10airD.i
Client Sample ID:
HP ChemStation MS 10722.d: 2.190 to 19.318 Min
Y (x10^6)
Min
UNKNOWN
Dichlorodifluoromethane
3.292
3.354
Ethanol
3.807
Trichlorofluoromethane
Isopropyl Alcohol
Methylene chloride
Carbon Disulfide
4.600
4.679
4.869
Hexane-d14(S)
Methyl Ethyl Ketone
Benzene
6.316
1,4-Difluorobenzene
2,2,4-Trimethylpentane
Heptane
Trichloroethene
Methylcyclohexane
7.676
7.857
8.008
8.100
Toluene-d8 (S)
Toluene
8.732
8.837
9.126
Tetrachloroethene
9.487
9.910
Chlorobenzene - d5
10.146
10.284
Ethyl Benzene
m&p-Xylene
10.789
10.930
Styrene
o-Xylene
11.267
11.490
11.874
12.012
12.156
N-Propylbenzene
4-Ethyltoluene
1,3,5-Trimethylbenzene
13.097
13.264
1,2,4-Trimethylbenzene
13.279
1,4-dichlorobenzene-d4 (S)
13.979
p-Isopropyltoluene
Hexadecane
14.297
Pentadecane
UNKNOWN
14.691
14.796
UNKNOWN
UNKNOWN
15.088
15.166
Hexane, 3,3-dimethyl-
15.606
15.665
Heptane, 2,2,4-trimethyl-
UNKNOWN
16.098
16.239
16.383
16.485
16.809
Naphthalene
17.534
17.914
18.088
18.321
18.603
18.843

Data File: \\192.168.10.12\chem\10airD.i\041714.b\10724.d
Report Date: 18-Apr-2014 09:55

Pace Analytical Services, Inc.

TENTATIVELY IDENTIFIED COMPOUNDS

Client Name:
Lab Smp Id: 10262342043
Operator : DR1
Sample Location:
Sample Matrix: AIR
Analysis Type: VOA
Inj Date: 17-APR-2014 19:53

Client SDG: 041714.b

Sample Date:
Sample Point:
Date Received:
Level: LOW

Number TICs found: 10

CONCENTRATION UNITS:
(ug/L or ug/KG) ppbv

	CAS NUMBER	COMPOUND NAME	RT	EST. CONC.	Q
1.		Unknown	3.020	3.53	J
2.	13287-21-3	Tridecane, 6-methyl-	14.219	1.23	NJ
3.	13151-34-3	Decane, 3-methyl-	14.524	0.376	NJ
4.		Unknown	14.622	1.23	J
5.	2051-33-4	1-Hexanol, 5-methyl-2-(1-me	14.993	1.30	NJ
6.	62338-16-3	Decane, 3,3,8-trimethyl-	15.173	0.352	NJ
7.	563-16-6	Hexane, 3,3-dimethyl-	15.252	0.656	NJ
8.	1000309-15-	Sulfurous acid, hexyl 2-pen	15.357	0.867	NJ
9.	14720-74-2	Heptane, 2,2,4-trimethyl-	15.747	0.463	NJ
10.	17301-28-9	Undecane, 3,6-dimethyl-	16.491	0.412	NJ

Data File: \\192.168.10.12\chem\10airD.i\041714.b\10724.d
Report Date: 18-Apr-2014 09:55

Pace Analytical Services, Inc.

TO15 Analysis (UNIX)

Data file : \\192.168.10.12\chem\10airD.i\041714.b\10724.d
Lab Smp Id: 10262342043
Inj Date : 17-APR-2014 19:53
Operator : DR1 Inst ID: 10airD.i
Smp Info :
Misc Info : 19977
Comment : Volatile Organic COMPOUNDS in Air
Method : \\192.168.10.12\chem\10airD.i\041714.b\TO15_107-14.m
Meth Date : 17-Apr-2014 15:55 10airD.i Quant Type: ISTD
Cal Date : 17-APR-2014 13:04 Cal File: 10710.d
Als bottle: 24
Dil Factor: 1.68000
Integrator: HP RTE Compound Sublist: all.sub
Target Version: 4.14
Processing Host: 10MNCREINDL

Concentration Formula: Amt * DF * Uf * CpndVariable

Name	Value	Description
DF	1.680	Dilution Factor
Uf	1.000	ng unit correction factor
Cpnd Variable		Local Compound Variable

	COMPOUND	RT	AREA	AMOUNT
3	Dichlorodifluoromethane	3.167	4411109	0.297
81	1,2,3-Trimethylbenzene	14.114	2475565	0.192

RT	AREA	CONCENTRATIONS ON-COL(ppbv)	CONCENTRATIONS FINAL(ppbv)	QUAL	QUANT LIBRARY	QUANT LIB ENTRY	CPND #
Unknown				CAS #:			
3.020	31241777	2.10306825	3.53	0		0	3
Tridecane, 6-methyl-				CAS #: 13287-21-3			
14.219	9470216	0.73508471	1.23	72	NIST05.L	55987	81
Decane, 3-methyl-				CAS #: 13151-34-3			
14.524	2882375	0.22373196	0.376	72	NIST05.L	27243	81
Unknown				CAS #:			
14.622	9464543	0.73464439	1.23	0		0	81
1-Hexanol, 5-methyl-2-(1-methylethyl)-				CAS #: 2051-33-4			
14.993	9941228	0.77164498	1.30	78	NIST05.L	28408	81

Data File: \\192.168.10.12\chem\10airD.i\041714.b\10724.d
Report Date: 18-Apr-2014 09:55

		CONCENTRATIONS			QUANT		
RT	AREA	ON-COL(ppbv)	FINAL(ppbv)	QUAL	LIBRARY	LIB ENTRY	CPND #
Decane, 3,3,8-trimethyl-				CAS #: 62338-16-3			
15.173	2701285	0.20967559	0.352	72	NIST05.L	46160	81
Hexane, 3,3-dimethyl-				CAS #: 563-16-6			
15.252	5029432	0.39038801	0.656	78	NIST05.L	7446	81
Sulfurous acid, hexyl 2-pentyl ester				CAS #: 1000309-15-6			
15.357	6652037	0.51633575	0.867	78	NIST05.L	82079	81
Heptane, 2,2,4-trimethyl-				CAS #: 14720-74-2			
15.747	3550462	0.27558932	0.463	72	NIST05.L	18538	81
Undecane, 3,6-dimethyl-				CAS #: 17301-28-9			
16.491	3157553	0.24509142	0.412	78	NIST05.L	46119	81

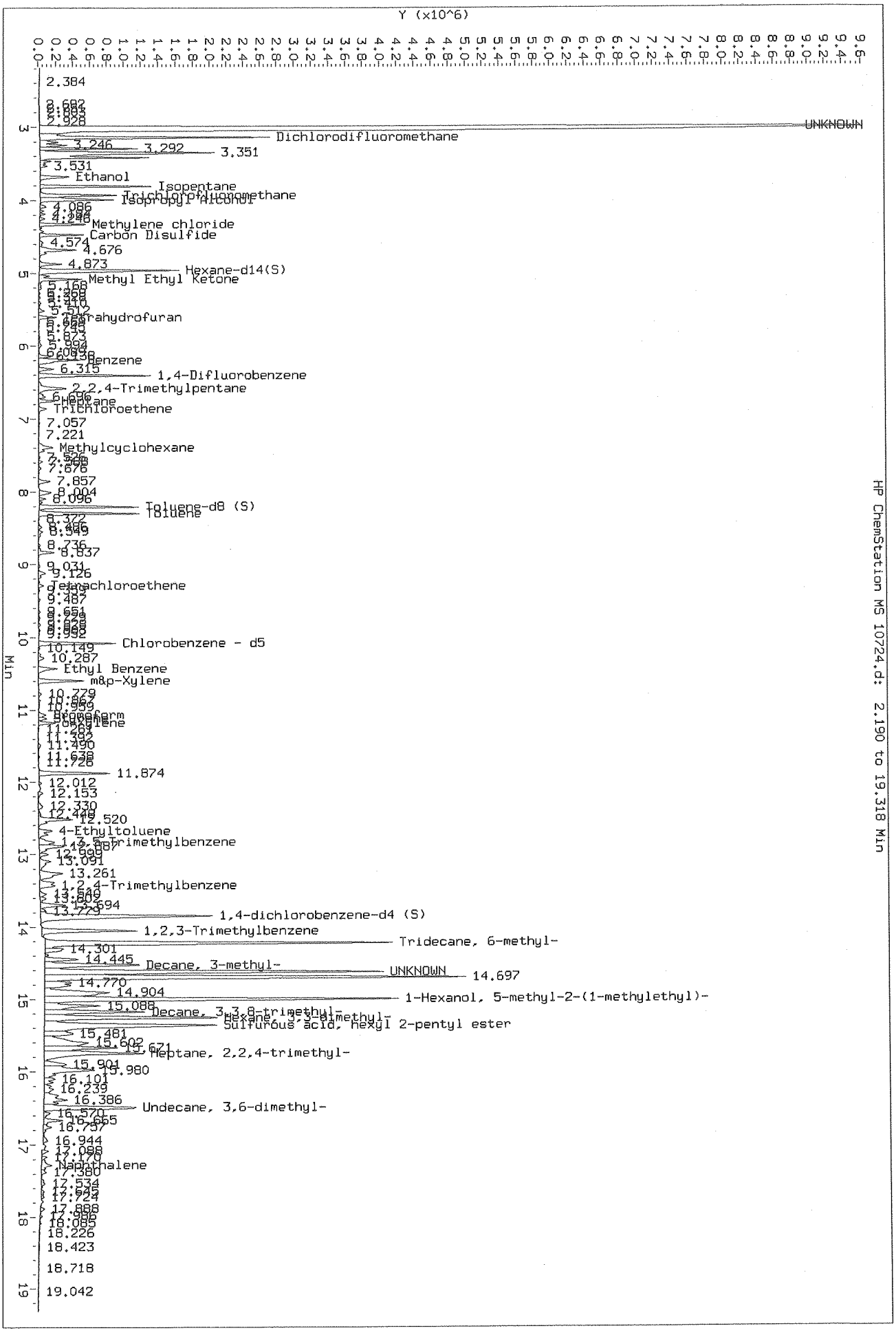
Data File: \\192.168.10.12\chem\10airD.i\041714.b\10724.d
Injection Date: 17-APR-2014 19:53
Instrument: 10airD.i
Client Sample ID:
HP ChemStation MS 10724.d: 2.190 to 19.318 Min
Y (x10^6)
Min
UNKNOWN
Dichlorodifluoromethane
Ethanol
Isopentane
Trichlorofluoromethane
Isopropyl Alcohol
Methylene chloride
Carbon Disulfide
Hexane-d14(S)
Methyl Ethyl Ketone
Tetrahydrofuran
Benzene
1,4-Difluorobenzene
2,2,4-Trimethylpentane
Heptane
Trichloroethene
Methylcyclohexane
Toluene-d8 (S)
Toluene
Tetrachloroethene
Chlorobenzene - d5
Ethyl Benzene
m&p-Xylene
Bromoform
Styrene
o-Xylene
1,4-dichlorobenzene-d4 (S)
1,2,3-Trimethylbenzene
Tridecane, 6-methyl-
Decane, 3-methyl-
UNKNOWN
Hexane, 3,3-dimethyl-
Sulfurous acid, hexyl 2-pentyl ester
Heptane, 2,2,4-trimethyl-
Undecane, 3,6-dimethyl-
Naphthalene

Pace Analytical Services, Inc.
1700 Elm Street - Suite 200
Minneapolis, MN 55414
(612)607-1700

June 11, 2014

Tony Coryell
AECOM
800 LaSalle Avenue
Minneapolis, MN 55402

RE: Project: 60317420 St. Louis Park Inv.
Pace Project No.: 10268773

Dear Tony Coryell:
Enclosed are the analytical results for sample(s) received by the laboratory on May 28, 2014. The results relate only to the samples included in this report. Results reported herein conform to the most current TNI standards and the laboratory's Quality Assurance Manual, where applicable, unless otherwise noted in the body of the report.

If you have any questions concerning this report, please feel free to contact me.

Sincerely,

Jennifer Gross for
Carol Davy
carol.davy@pacelabs.com
Project Manager

Enclosures

This report shall not be reproduced, except in full,
without the written consent of Pace Analytical Services, Inc..

Pace Analytical Services, Inc.
1700 Elm Street - Suite 200
Minneapolis, MN 55414
(612)607-1700

CERTIFICATIONS

Project: 60317420 St. Louis Park Inv.
Pace Project No.: 10268773

Minnesota Certification IDs

1700 Elm Street SE Suite 200, Minneapolis, MN 55414
A2LA Certification #: 2926.01
Alabama Certification #40770
Alabama Certification #40770
Alaska Certification #: UST-078
Alaska Certification #MN00064
Arizona Certification #: AZ-0014
Arkansas Certification #: 88-0680
California Certification #: 01155CA
Colorado Certification #Pace
Connecticut Certification #: PH-0256
EPA Region 8 Certification #: 8TMS-L
Florida/NELAP Certification #: E87605
Guam Certification #: Pace
Georgia Certification #: 959
Idaho Certification #: MN00064
Hawaii Certification #MN00064
Illinois Certification #: 200011
Indiana Certification#C-MN-01
Iowa Certification #: 368
Kansas Certification #: E-10167
Kentucky Dept of Envi. Protection - DW #90062
Kentucky Dept of Envi. Protection - WW #:90062
Louisiana DEQ Certification #: 3086
Louisiana DHH #: LA140001
Maine Certification #: 2013011
Maryland Certification #: 322
Michigan DEPH Certification #: 9909
Minnesota Certification #: 027-053-137
Mississippi Certification #: Pace
Montana Certification #: MT0092
Nebraska Certification #: Pace
New Jersey Certification #: MN-002
New Jersey Certification #: MN-002
New York Certification #: 11647
North Carolina Certification #: 530
North Carolina State Public Health #: 27700
North Dakota Certification #: R-036
Ohio EPA #: 4150
Ohio VAP Certification #: CL101
Oklahoma Certification #: 9507
Oregon Certification #: MN200001
Oregon Certification #: MN300001
Pennsylvania Certification #: 68-00563
Puerto Rico Certification
Saipan (CNMI) #:MP0003
South Carolina #:74003001
Texas Certification #: T104704192
Tennessee Certification #: 02818
Utah Certification #: MN000642013-4
Virginia DGS Certification #: 251
Virginia/VELAP Certification #: Pace
Washington Certification #: C486
Wisconsin Certification #: 999407970
West Virginia Certification #: 382
West Virginia TO-15 Approval
West Virginia DHHR #:9952C

This report shall not be reproduced, except in full,
without the written consent of Pace Analytical Services, Inc..

Pace Analytical Services, Inc.
1700 Elm Street - Suite 200
Minneapolis, MN 55414
(612)607-1700

SAMPLE SUMMARY

Project: 60317420 St. Louis Park Inv.
Pace Project No.: 10268773

Lab ID	Sample ID	Matrix	Date Collected	Date Received
10268773001	**SSV-14**	Air	05/21/14 11:19	05/28/14 14:50

This report shall not be reproduced, except in full,
without the written consent of Pace Analytical Services, Inc..

Pace Analytical Services, Inc.
1700 Elm Street - Suite 200
Minneapolis, MN 55414
(612)607-1700

SAMPLE ANALYTE COUNT

Project: 60317420 St. Louis Park Inv.
Pace Project No.: 10268773

Lab ID	Sample ID	Method	Analysts	Analytes Reported
10268773001	**SSV-14**	TO-15	AH2	61

This report shall not be reproduced, except in full,
without the written consent of Pace Analytical Services, Inc..

Pace Analytical Services, Inc.
1700 Elm Street - Suite 200
Minneapolis, MN 55414
(612)607-1700

PROJECT NARRATIVE

Project: 60317420 St. Louis Park Inv.
Pace Project No.: 10268773

Method: **TO-15**
Description: TO15 MSV AIR
Client: AECOM
Date: June 11, 2014

General Information:
1 sample was analyzed for TO-15. All samples were received in acceptable condition with any exceptions noted below.

Hold Time:
The samples were analyzed within the method required hold times with any exceptions noted below.

K6: Analysis occurred beyond the recommended MPCA Guidance Document 4-01a 14 day holding time. Analysis occurred within 30 days of collection, the EPA method TO-15 recommended holding time.
- SSV-14 (Lab ID: 10268773001)

Initial Calibrations (including MS Tune as applicable):
All criteria were within method requirements with any exceptions noted below.

Continuing Calibration:
All criteria were within method requirements with any exceptions noted below.

Internal Standards:
All internal standards were within QC limits with any exceptions noted below.

Surrogates:
All surrogates were within QC limits with any exceptions noted below.

Method Blank:
All analytes were below the report limit in the method blank, where applicable, with any exceptions noted below.

Laboratory Control Spike:
All laboratory control spike compounds were within QC limits with any exceptions noted below.

QC Batch: AIR/20452

L3: Analyte recovery in the laboratory control sample (LCS) exceeded QC limits. Analyte presence below reporting limits in associated samples. Results unaffected by high bias.
- LCS (Lab ID: 1699507)
  - Methyl-tert-butyl ether

Matrix Spikes:
All percent recoveries and relative percent differences (RPDs) were within acceptance criteria with any exceptions noted below.

Additional Comments:

Analyte Comments:

QC Batch: AIR/20452

E: Analyte concentration exceeded the calibration range. The reported result is estimated.
- SSV-14 (Lab ID: 10268773001)
  - Ethanol

REPORT OF LABORATORY ANALYSIS

This report shall not be reproduced, except in full,
without the written consent of Pace Analytical Services, Inc..

Pace Analytical Services, Inc.
1700 Elm Street - Suite 200
Minneapolis, MN 55414
(612)607-1700

PROJECT NARRATIVE

Project: 60317420 St. Louis Park Inv.
Pace Project No.: 10268773

Method: **TO-15**
Description: TO15 MSV AIR
Client: AECOM
Date: June 11, 2014

This data package has been reviewed for quality and completeness and is approved for release.

This report shall not be reproduced, except in full,
without the written consent of Pace Analytical Services, Inc..

Pace Analytical Services, Inc.
1700 Elm Street - Suite 200
Minneapolis, MN 55414
(612)607-1700

ANALYTICAL RESULTS

Project: 60317420 St. Louis Park Inv.
Pace Project No.: 10268773

Sample: SSV-14 **Lab ID: 10268773001** Collected: 05/21/14 11:19 Received: 05/28/14 14:50 Matrix: Air

Parameters	Results	Units	Report Limit	MDL	DF	Prepared	Analyzed	CAS No.	Qual
TO15 MSV AIR	Analytical Method: TO-15								
Acetone	**32.6**	ug/m3	3.2	1.6	1.34		06/05/14 08:42	67-64-1	
Benzene	**2.8**	ug/m3	0.44	0.16	1.34		06/05/14 08:42	71-43-2	
Benzyl chloride	ND	ug/m3	1.4	0.70	1.34		06/05/14 08:42	100-44-7	
Bromodichloromethane	ND	ug/m3	1.8	0.24	1.34		06/05/14 08:42	75-27-4	
Bromoform	ND	ug/m3	2.8	0.43	1.34		06/05/14 08:42	75-25-2	
Bromomethane	ND	ug/m3	1.1	0.36	1.34		06/05/14 08:42	74-83-9	
1,3-Butadiene	ND	ug/m3	0.60	0.11	1.34		06/05/14 08:42	106-99-0	
2-Butanone (MEK)	**5.2**	ug/m3	0.80	0.37	1.34		06/05/14 08:42	78-93-3	
Carbon disulfide	ND	ug/m3	0.84	0.096	1.34		06/05/14 08:42	75-15-0	
Carbon tetrachloride	ND	ug/m3	0.86	0.43	1.34		06/05/14 08:42	56-23-5	
Chlorobenzene	ND	ug/m3	1.3	0.14	1.34		06/05/14 08:42	108-90-7	
Chloroethane	ND	ug/m3	0.72	0.22	1.34		06/05/14 08:42	75-00-3	
Chloroform	ND	ug/m3	1.3	0.24	1.34		06/05/14 08:42	67-66-3	
Chloromethane	ND	ug/m3	0.56	0.26	1.34		06/05/14 08:42	74-87-3	
Cyclohexane	**1.1**	ug/m3	0.94	0.17	1.34		06/05/14 08:42	110-82-7	
Dibromochloromethane	ND	ug/m3	2.3	1.2	1.34		06/05/14 08:42	124-48-1	
1,2-Dibromoethane (EDB)	ND	ug/m3	2.1	0.31	1.34		06/05/14 08:42	106-93-4	
1,2-Dichlorobenzene	ND	ug/m3	1.6	0.19	1.34		06/05/14 08:42	95-50-1	
1,3-Dichlorobenzene	ND	ug/m3	1.6	0.31	1.34		06/05/14 08:42	541-73-1	
1,4-Dichlorobenzene	ND	ug/m3	1.6	0.27	1.34		06/05/14 08:42	106-46-7	
Dichlorodifluoromethane	**4.1**	ug/m3	1.4	0.15	1.34		06/05/14 08:42	75-71-8	
1,1-Dichloroethane	ND	ug/m3	1.1	0.19	1.34		06/05/14 08:42	75-34-3	
1,2-Dichloroethane	ND	ug/m3	0.55	0.16	1.34		06/05/14 08:42	107-06-2	
1,1-Dichloroethene	ND	ug/m3	1.1	0.14	1.34		06/05/14 08:42	75-35-4	
cis-1,2-Dichloroethene	**1.6**	ug/m3	1.1	0.26	1.34		06/05/14 08:42	156-59-2	
trans-1,2-Dichloroethene	ND	ug/m3	1.1	0.22	1.34		06/05/14 08:42	156-60-5	
1,2-Dichloropropane	ND	ug/m3	1.3	0.20	1.34		06/05/14 08:42	78-87-5	
cis-1,3-Dichloropropene	ND	ug/m3	1.2	0.18	1.34		06/05/14 08:42	10061-01-5	
trans-1,3-Dichloropropene	ND	ug/m3	1.2	0.20	1.34		06/05/14 08:42	10061-02-6	
Dichlorotetrafluoroethane	ND	ug/m3	1.9	0.33	1.34		06/05/14 08:42	76-14-2	
Ethanol	**260**	ug/m3	1.3	0.42	1.34		06/05/14 08:42	64-17-5	E
Ethyl acetate	**4.0**	ug/m3	0.98	0.17	1.34		06/05/14 08:42	141-78-6	
Ethylbenzene	**3.1**	ug/m3	1.2	0.24	1.34		06/05/14 08:42	100-41-4	
4-Ethyltoluene	**2.7**	ug/m3	1.3	0.23	1.34		06/05/14 08:42	622-96-8	
n-Heptane	**1.9**	ug/m3	1.1	0.22	1.34		06/05/14 08:42	142-82-5	
Hexachloro-1,3-butadiene	ND	ug/m3	2.9	0.55	1.34		06/05/14 08:42	87-68-3	
n-Hexane	**2.3**	ug/m3	0.96	0.14	1.34		06/05/14 08:42	110-54-3	
2-Hexanone	ND	ug/m3	1.1	0.29	1.34		06/05/14 08:42	591-78-6	
Methylene Chloride	ND	ug/m3	4.7	0.31	1.34		06/05/14 08:42	75-09-2	
4-Methyl-2-pentanone (MIBK)	**1.9**	ug/m3	1.1	0.23	1.34		06/05/14 08:42	108-10-1	
Methyl-tert-butyl ether	ND	ug/m3	0.98	0.12	1.34		06/05/14 08:42	1634-04-4	
Naphthalene	ND	ug/m3	3.6	0.35	1.34		06/05/14 08:42	91-20-3	
2-Propanol	**19.0**	ug/m3	1.7	0.12	1.34		06/05/14 08:42	67-63-0	
Propylene	ND	ug/m3	0.47	0.15	1.34		06/05/14 08:42	115-07-1	
Styrene	**1.3**	ug/m3	1.2	0.18	1.34		06/05/14 08:42	100-42-5	
1,1,2,2-Tetrachloroethane	ND	ug/m3	0.94	0.31	1.34		06/05/14 08:42	79-34-5	

REPORT OF LABORATORY ANALYSIS

This report shall not be reproduced, except in full,
without the written consent of Pace Analytical Services, Inc..

Pace Analytical Services, Inc.
1700 Elm Street - Suite 200
Minneapolis, MN 55414
(612)607-1700

ANALYTICAL RESULTS

Project: 60317420 St. Louis Park Inv.
Pace Project No.: 10268773

Sample: SSV-14 **Lab ID: 10268773001** Collected: 05/21/14 11:19 Received: 05/28/14 14:50 Matrix: Air

Parameters	Results	Units	Report Limit	MDL	DF	Prepared	Analyzed	CAS No.	Qual
TO15 MSV AIR	Analytical Method: TO-15								
Tetrachloroethene	**3.7**	ug/m3	0.92	0.25	1.34		06/05/14 08:42	127-18-4	
Tetrahydrofuran	ND	ug/m3	0.80	0.19	1.34		06/05/14 08:42	109-99-9	
Toluene	**17.6**	ug/m3	1.0	0.18	1.34		06/05/14 08:42	108-88-3	
1,2,4-Trichlorobenzene	ND	ug/m3	2.0	0.49	1.34		06/05/14 08:42	120-82-1	
1,1,1-Trichloroethane	ND	ug/m3	1.5	0.19	1.34		06/05/14 08:42	71-55-6	
1,1,2-Trichloroethane	ND	ug/m3	0.74	0.33	1.34		06/05/14 08:42	79-00-5	
Trichloroethene	**0.90**	ug/m3	0.74	0.24	1.34		06/05/14 08:42	79-01-6	
Trichlorofluoromethane	**2.0**	ug/m3	1.5	0.18	1.34		06/05/14 08:42	75-69-4	
1,1,2-Trichlorotrifluoroethane	ND	ug/m3	2.1	0.21	1.34		06/05/14 08:42	76-13-1	
1,2,4-Trimethylbenzene	**7.9**	ug/m3	1.3	0.16	1.34		06/05/14 08:42	95-63-6	
1,3,5-Trimethylbenzene	**2.3**	ug/m3	1.3	0.28	1.34		06/05/14 08:42	108-67-8	
Vinyl acetate	ND	ug/m3	0.96	0.47	1.34		06/05/14 08:42	108-05-4	
Vinyl chloride	ND	ug/m3	0.35	0.12	1.34		06/05/14 08:42	75-01-4	
m&p-Xylene	**12.8**	ug/m3	2.4	0.19	1.34		06/05/14 08:42	179601-23-1	
o-Xylene	**4.3**	ug/m3	1.2	0.59	1.34		06/05/14 08:42	95-47-6	

REPORT OF LABORATORY ANALYSIS

This report shall not be reproduced, except in full,
without the written consent of Pace Analytical Services, Inc..

Pace Analytical Services, Inc.
1700 Elm Street - Suite 200
Minneapolis, MN 55414
(612)607-1700

QUALITY CONTROL DATA

Project: 60317420 St. Louis Park Inv.
Pace Project No.: 10268773

QC Batch: AIR/20452 Analysis Method: TO-15
QC Batch Method: TO-15 Analysis Description: TO15 MSV AIR Low Level
Associated Lab Samples: 10268773001

METHOD BLANK: 1699506 Matrix: Air
Associated Lab Samples: 10268773001

Parameter	Units	Blank Result	Reporting Limit	Analyzed	Qualifiers
1,1,1-Trichloroethane	ug/m3	ND	1.1	06/04/14 17:01	
1,1,2,2-Tetrachloroethane	ug/m3	ND	0.70	06/04/14 17:01	
1,1,2-Trichloroethane	ug/m3	ND	0.55	06/04/14 17:01	
1,1,2-Trichlorotrifluoroethane	ug/m3	ND	1.6	06/04/14 17:01	
1,1-Dichloroethane	ug/m3	ND	0.82	06/04/14 17:01	
1,1-Dichloroethene	ug/m3	ND	0.81	06/04/14 17:01	
1,2,4-Trichlorobenzene	ug/m3	ND	1.5	06/04/14 17:01	
1,2,4-Trimethylbenzene	ug/m3	ND	1.0	06/04/14 17:01	
1,2-Dibromoethane (EDB)	ug/m3	ND	1.6	06/04/14 17:01	
1,2-Dichlorobenzene	ug/m3	ND	1.2	06/04/14 17:01	
1,2-Dichloroethane	ug/m3	ND	0.41	06/04/14 17:01	
1,2-Dichloropropane	ug/m3	ND	0.94	06/04/14 17:01	
1,3,5-Trimethylbenzene	ug/m3	ND	1.0	06/04/14 17:01	
1,3-Butadiene	ug/m3	ND	0.45	06/04/14 17:01	
1,3-Dichlorobenzene	ug/m3	ND	1.2	06/04/14 17:01	
1,4-Dichlorobenzene	ug/m3	ND	1.2	06/04/14 17:01	
2-Butanone (MEK)	ug/m3	ND	0.60	06/04/14 17:01	
2-Hexanone	ug/m3	ND	0.83	06/04/14 17:01	
2-Propanol	ug/m3	ND	1.2	06/04/14 17:01	
4-Ethyltoluene	ug/m3	ND	1.0	06/04/14 17:01	
4-Methyl-2-pentanone (MIBK)	ug/m3	ND	0.83	06/04/14 17:01	
Acetone	ug/m3	ND	2.4	06/04/14 17:01	
Benzene	ug/m3	ND	0.32	06/04/14 17:01	
Benzyl chloride	ug/m3	ND	1.0	06/04/14 17:01	
Bromodichloromethane	ug/m3	ND	1.4	06/04/14 17:01	
Bromoform	ug/m3	ND	2.1	06/04/14 17:01	
Bromomethane	ug/m3	ND	0.79	06/04/14 17:01	
Carbon disulfide	ug/m3	ND	0.63	06/04/14 17:01	
Carbon tetrachloride	ug/m3	ND	0.64	06/04/14 17:01	
Chlorobenzene	ug/m3	ND	0.94	06/04/14 17:01	
Chloroethane	ug/m3	ND	0.54	06/04/14 17:01	
Chloroform	ug/m3	ND	0.99	06/04/14 17:01	
Chloromethane	ug/m3	ND	0.42	06/04/14 17:01	
cis-1,2-Dichloroethene	ug/m3	ND	0.81	06/04/14 17:01	
cis-1,3-Dichloropropene	ug/m3	ND	0.92	06/04/14 17:01	
Cyclohexane	ug/m3	ND	0.70	06/04/14 17:01	
Dibromochloromethane	ug/m3	ND	1.7	06/04/14 17:01	
Dichlorodifluoromethane	ug/m3	ND	1.0	06/04/14 17:01	
Dichlorotetrafluoroethane	ug/m3	ND	1.4	06/04/14 17:01	
Ethanol	ug/m3	ND	0.96	06/04/14 17:01	
Ethyl acetate	ug/m3	ND	0.73	06/04/14 17:01	

Results presented on this page are in the units indicated by the "Units" column except where an alternate unit is presented to the right of the result.

REPORT OF LABORATORY ANALYSIS

This report shall not be reproduced, except in full,
without the written consent of Pace Analytical Services, Inc..

Pace Analytical Services, Inc.
1700 Elm Street - Suite 200
Minneapolis, MN 55414
(612)607-1700

QUALITY CONTROL DATA

Project: 60317420 St. Louis Park Inv.
Pace Project No.: 10268773

METHOD BLANK: 1699506 Matrix: Air
Associated Lab Samples: 10268773001

Parameter	Units	Blank Result	Reporting Limit	Analyzed	Qualifiers
Ethylbenzene	ug/m3	ND	0.88	06/04/14 17:01	
Hexachloro-1,3-butadiene	ug/m3	ND	2.2	06/04/14 17:01	
m&p-Xylene	ug/m3	ND	1.8	06/04/14 17:01	
Methyl-tert-butyl ether	ug/m3	ND	0.73	06/04/14 17:01	
Methylene Chloride	ug/m3	ND	3.5	06/04/14 17:01	
n-Heptane	ug/m3	ND	0.83	06/04/14 17:01	
n-Hexane	ug/m3	ND	0.72	06/04/14 17:01	
Naphthalene	ug/m3	ND	2.7	06/04/14 17:01	
o-Xylene	ug/m3	ND	0.88	06/04/14 17:01	
Propylene	ug/m3	ND	0.35	06/04/14 17:01	
Styrene	ug/m3	ND	0.87	06/04/14 17:01	
Tetrachloroethene	ug/m3	ND	0.69	06/04/14 17:01	
Tetrahydrofuran	ug/m3	ND	0.60	06/04/14 17:01	
Toluene	ug/m3	ND	0.77	06/04/14 17:01	
trans-1,2-Dichloroethene	ug/m3	ND	0.81	06/04/14 17:01	
trans-1,3-Dichloropropene	ug/m3	ND	0.92	06/04/14 17:01	
Trichloroethene	ug/m3	ND	0.55	06/04/14 17:01	
Trichlorofluoromethane	ug/m3	ND	1.1	06/04/14 17:01	
Vinyl acetate	ug/m3	ND	0.72	06/04/14 17:01	
Vinyl chloride	ug/m3	ND	0.26	06/04/14 17:01	

LABORATORY CONTROL SAMPLE: 1699507

Parameter	Units	Spike Conc.	LCS Result	LCS % Rec	% Rec Limits	Qualifiers
1,1,1-Trichloroethane	ug/m3	55.5	60.3	109	72-128	
1,1,2,2-Tetrachloroethane	ug/m3	69.8	70.2	101	72-136	
1,1,2-Trichloroethane	ug/m3	55.5	61.3	110	72-130	
1,1,2-Trichlorotrifluoroethane	ug/m3	77.9	85.6	110	68-126	
1,1-Dichloroethane	ug/m3	41.2	45.0	109	68-128	
1,1-Dichloroethene	ug/m3	40.3	49.8	123	68-130	
1,2,4-Trichlorobenzene	ug/m3	75.5	86.5	115	30-150	
1,2,4-Trimethylbenzene	ug/m3	50	57.9	116	71-140	
1,2-Dibromoethane (EDB)	ug/m3	78.1	93.2	119	73-136	
1,2-Dichlorobenzene	ug/m3	61.2	74.0	121	63-150	
1,2-Dichloroethane	ug/m3	41.2	41.8	101	71-132	
1,2-Dichloropropane	ug/m3	47	53.6	114	72-130	
1,3,5-Trimethylbenzene	ug/m3	50	59.5	119	73-136	
1,3-Butadiene	ug/m3	22.5	29.1	129	72-130	
1,3-Dichlorobenzene	ug/m3	61.2	75.4	123	69-142	
1,4-Dichlorobenzene	ug/m3	61.2	72.2	118	65-142	
2-Butanone (MEK)	ug/m3	30	37.3	124	71-135	
2-Hexanone	ug/m3	41.7	44.0	106	75-133	
2-Propanol	ug/m3	25	30.0	120	68-135	
4-Ethyltoluene	ug/m3	50	59.2	118	73-134	

Results presented on this page are in the units indicated by the "Units" column except where an alternate unit is presented to the right of the result.

REPORT OF LABORATORY ANALYSIS

This report shall not be reproduced, except in full,
without the written consent of Pace Analytical Services, Inc..

Pace Analytical Services, Inc.
1700 Elm Street - Suite 200
Minneapolis, MN 55414
(612)607-1700

QUALITY CONTROL DATA

Project: 60317420 St. Louis Park Inv.
Pace Project No.: 10268773

LABORATORY CONTROL SAMPLE: 1699507

Parameter	Units	Spike Conc.	LCS Result	LCS % Rec	% Rec Limits	Qualifiers
4-Methyl-2-pentanone (MIBK)	ug/m3	41.7	45.9	110	72-137	
Acetone	ug/m3	24.2	26.1	108	68-136	
Benzene	ug/m3	32.5	40.4	124	69-134	
Benzyl chloride	ug/m3	52.5	57.6	110	71-136	
Bromodichloromethane	ug/m3	68.2	72.4	106	74-129	
Bromoform	ug/m3	105	118	113	69-138	
Bromomethane	ug/m3	39.5	49.4	125	68-127	
Carbon disulfide	ug/m3	31.7	37.4	118	68-130	
Carbon tetrachloride	ug/m3	64	67.0	105	66-134	
Chlorobenzene	ug/m3	46.8	56.0	120	72-137	
Chloroethane	ug/m3	26.8	31.8	119	69-128	
Chloroform	ug/m3	49.7	51.8	104	72-127	
Chloromethane	ug/m3	21	24.3	116	69-125	
cis-1,2-Dichloroethene	ug/m3	40.3	51.5	128	71-135	
cis-1,3-Dichloropropene	ug/m3	46.2	55.5	120	74-134	
Cyclohexane	ug/m3	35	44.5	127	72-130	
Dibromochloromethane	ug/m3	86.6	96.6	111	73-133	
Dichlorodifluoromethane	ug/m3	50.3	54.6	108	69-125	
Dichlorotetrafluoroethane	ug/m3	71.1	77.3	109	68-128	
Ethanol	ug/m3	19.2	22.5	118	70-134	
Ethyl acetate	ug/m3	36.6	44.4	121	71-134	
Ethylbenzene	ug/m3	44.2	56.4	128	73-139	
Hexachloro-1,3-butadiene	ug/m3	108	110	101	30-150	
m&p-Xylene	ug/m3	44.2	53.1	120	73-139	
Methyl-tert-butyl ether	ug/m3	36.7	52.9	144	72-132	L3
Methylene Chloride	ug/m3	35.3	39.2	111	64-134	
n-Heptane	ug/m3	41.7	51.0	122	70-130	
n-Hexane	ug/m3	35.8	43.8	122	69-128	
Naphthalene	ug/m3	53.3	64.6	121	61-150	
o-Xylene	ug/m3	44.2	51.5	117	71-138	
Propylene	ug/m3	17.5	19.6	112	69-133	
Styrene	ug/m3	43.3	51.7	119	74-136	
Tetrachloroethene	ug/m3	69	76.6	111	69-136	
Tetrahydrofuran	ug/m3	30	35.0	117	73-131	
Toluene	ug/m3	38.3	47.2	123	67-133	
trans-1,2-Dichloroethene	ug/m3	40.3	50.3	125	70-131	
trans-1,3-Dichloropropene	ug/m3	46.2	52.9	115	72-135	
Trichloroethene	ug/m3	54.6	64.5	118	70-135	
Trichlorofluoromethane	ug/m3	57.1	61.2	107	67-125	
Vinyl acetate	ug/m3	35.8	45.6	127	72-133	
Vinyl chloride	ug/m3	26	30.2	116	69-132	

Results presented on this page are in the units indicated by the "Units" column except where an alternate unit is presented to the right of the result.

REPORT OF LABORATORY ANALYSIS

This report shall not be reproduced, except in full,
without the written consent of Pace Analytical Services, Inc..

Pace Analytical Services, Inc.
1700 Elm Street - Suite 200
Minneapolis, MN 55414
(612)607-1700

QUALIFIERS

Project: 60317420 St. Louis Park Inv.
Pace Project No.: 10268773

DEFINITIONS

DF - Dilution Factor, if reported, represents the factor applied to the reported data due to changes in sample preparation, dilution of the sample aliquot, or moisture content.

ND - Not Detected at or above adjusted reporting limit.

J - Estimated concentration above the adjusted method detection limit and below the adjusted reporting limit.

MDL - Adjusted Method Detection Limit.

PRL - Pace Reporting Limit.

RL - Reporting Limit.

S - Surrogate

1,2-Diphenylhydrazine (8270 listed analyte) decomposes to Azobenzene.

Consistent with EPA guidelines, unrounded data are displayed and have been used to calculate % recovery and RPD values.

LCS(D) - Laboratory Control Sample (Duplicate)

MS(D) - Matrix Spike (Duplicate)

DUP - Sample Duplicate

RPD - Relative Percent Difference

NC - Not Calculable.

SG - Silica Gel - Clean-Up

U - Indicates the compound was analyzed for, but not detected.

N-Nitrosodiphenylamine decomposes and cannot be separated from Diphenylamine using Method 8270. The result reported for each analyte is a combined concentration.

Pace Analytical is TNI accredited. Contact your Pace PM for the current list of accredited analytes.

TNI - The NELAC Institute.

SAMPLE QUALIFIERS

Sample: 10268773001

[1] Analysis occurred beyond the recommended MPCA Guidance Document 4-01a 14 day holding time. Analysis occurred within 30 days of collection, the EPA method TO-15 recommended holding time.

ANALYTE QUALIFIERS

E Analyte concentration exceeded the calibration range. The reported result is estimated.

L3 Analyte recovery in the laboratory control sample (LCS) exceeded QC limits. Analyte presence below reporting limits in associated samples. Results unaffected by high bias.

This report shall not be reproduced, except in full,
without the written consent of Pace Analytical Services, Inc..

Pace Analytical Services, Inc.
1700 Elm Street - Suite 200
Minneapolis, MN 55414
(612)607-1700

QUALITY CONTROL DATA CROSS REFERENCE TABLE

Project: 60317420 St. Louis Park Inv.
Pace Project No.: 10268773

Lab ID	Sample ID	QC Batch Method	QC Batch	Analytical Method	Analytical Batch
10268773001	**SSV-14**	TO-15	AIR/20452		

This report shall not be reproduced, except in full,
without the written consent of Pace Analytical Services, Inc..

1026011?

Pace Analytical®
www.pacelabs.com

AIR: CHAIN-OF-CUSTODY / Analytical Request Document

The Chain-of-Custody is a LEGAL DOCUMENT. All relevant fields must be completed accurately.

14997

Page: 1 of 1

Section A Required Client Information:

Company: AECOM
Address: 800 LaSalle Ave Suite 900
Minneapolis, MN 55402
Email To: tony.coryell@aecom.com
Phone: 612-376-2005 Fax:
Requested Due Date/TAT: std

Section B Required Project Information:

Report To: Tony Coryell
Copy To:
Purchase Order No.:
Project Name: St. Louis Park Inn
Project Number: 60317420

Section C Invoice Information:

Attention: Same
Company Name:
Address:
Pace Quote Reference:
Pace Project Manager/Sales Rep.: Kaci Day
Pace Profile #:

Program: UST | Superfund | Emissions | Clean Air Act | Voluntary Clean Up | Dry Clean | RCRA | Other

Location of Sampling by State: MN

Reporting Units: ug/m³ ___ mg/m³ ___ PPBV ___ PPMV ___ Other ___

Report Level II.___ III.___ IV.___ Other___

ITEM #	'Section D Required Client Information AIR SAMPLE ID (Sample IDs MUST BE UNIQUE)	MEDIA CODE	PID Reading (Client only)	COLLECTED COMPOSITE START END/GRAB DATE	COLLECTED COMPOSITE START END/GRAB TIME	COLLECTED COMPOSITE - DATE	COLLECTED COMPOSITE - TIME	Canister Pressure (Initial Field - psig)	Canister Pressure (Final Field - psig)	Summa Can Number	Flow Control Number	Method: PM10	3C- Fixed Gas (%)	TO-3	TO-3M (Methane)	TO-4 (PCBs)	TO-13 (PAH)	TO-14	TO-15	TO15 Short List*	Pace Lab ID
1	SSV-14	AC		5-21-14	1026	5-21-14	1119	-27	0	1275	—							X			001
2																					
3																					
4																					
5																					
6																					
7																					
8																					
9																					
10																					
11																					
12																					

Valid Media Codes: Tedlar Bag TB; 1 Liter Summa Can 1LC; 6 Liter Summa Can 6LC; Low Volume Puff LVP; High Volume Puff HVP; Other PM10

Comments :

RELINQUISHED BY / AFFILIATION	DATE	TIME	ACCEPTED BY / AFFILIATION	DATE	TIME
Ben Klaus / AECOM	5-28-14		[illegible]	5/28/14	1450

SAMPLE CONDITIONS

Temp in °C	Received on Ice	Custody Sealed Cooler	Samples Intact
	Y/N	Y/N	Y/N
	Y/N	Y/N	Y/N
	Y/N	Y/N	Y/N
	Y/N	Y/N	Y/N

SAMPLER NAME AND SIGNATURE

PRINT Name of SAMPLER: Ben Klaus

SIGNATURE of SAMPLER: [signature] DATE Signed (MM / DD / YY): 5-28-14

ORIGINAL

Air Sample Condition Upon Receipt

Client Name: Aero

Project #: WO#: 10268773

Courier: ☐ Fed Ex ☐ UPS ☐ USPS ☑ Client ☐ Commercial ☐ Pace ☐ Other: _____

Tracking Number: _____

Optional: Proj. Due Date: Proj. Name:

Custody Seal on Cooler/Box Present? ☐ Yes ☑ No Seals Intact? ☐ Yes ☑ No

Packing Material: ☐ Bubble Wrap ☐ Bubble Bags ☑ Foam ☐ None ☐ Other: _____ Temp Blank rec: ☐ Yes ☑ No

Thermom. Used: ☐ 88849121675D4 ☐ 72337080 ☐ 80612447 ☐ SB8A9192521491

Temp. (TO17 and TO15 samples only) (°C): _____ Corrected Temp (°C): _____

Date & Initials of Person Examining Contents: 5.23.14

Temp should be above freezing to 6°C Correction Factor: _____

Type of Ice Received: ☐ Blue ☐ Wet ☑ None

Comments:

Chain of Custody Present?	☑ Yes	☐ No	☐ N/A	1.
Chain of Custody Filled Out?	☑ Yes	☐ No	☐ N/A	2.
Chain of Custody Relinquished?	☑ Yes	☐ No	☐ N/A	3.
Sampler Name and/or Signature on COC?	☑ Yes	☐ No	☐ N/A	4.
Samples Arrived within Hold Time?	☑ Yes	☐ No	☐ N/A	5.
Short Hold Time Analysis (<72 hr)?	☐ Yes	☑ No	☐ N/A	6.
Rush Turn Around Time Requested?	☐ Yes	☑ No	☐ N/A	7.
Sufficient Volume?	☑ Yes	☐ No	☐ N/A	8.
Correct Containers Used?	☑ Yes	☐ No	☐ N/A	9.
-Pace Containers Used?	☑ Yes	☐ No	☐ N/A	
Containers Intact?	☑ Yes	☐ No	☐ N/A	10.
Media: Air				11.
Sample Labels Match COC?	☑ Yes	☐ No	☐ N/A	12.

Samples Received:

Canisters		Flow Controllers		Stand Alone G	
Sample Number	Can ID	Sample Number	Can ID	Sample Number	Can ID
850-14	175		0910		

Field Data Required? ☐ Yes ☐ No

CLIENT NOTIFICATION/RESOLUTION

Person Contacted: Ben Kilgore Date/Time: 5.23.14

Comments/Resolution: Sent pic, ok's collected. 5.23.14

Project Manager Review: ☐ (JW) Date: 5.27.14

Note: Whenever there is a deviation affecting North Carolina compliance samples, a copy of this form will be sent to the North Carolina DEHNR Certification Office (i.e. out of hold, incorrect preservative, out of temp, incorrect container).

Pace Analytical Services, Inc.
1700 Elm Street - Suite 200
Minneapolis, MN 55414
(612)607-1700

May 15, 2014

Tony Coryell
AECOM
800 LaSalle Avenue
Minneapolis, MN 55402

RE: Project: 60377420 St. Louis Park Inv
Pace Project No.: 10265470

Dear Tony Coryell:
Enclosed are the analytical results for sample(s) received by the laboratory on May 01, 2014. The results relate only to the samples included in this report. Results reported herein conform to the most current TNI standards and the laboratory's Quality Assurance Manual, where applicable, unless otherwise noted in the body of the report.

If you have any questions concerning this report, please feel free to contact me.

Sincerely,

Carol Davy
carol.davy@pacelabs.com
Project Manager

Enclosures

REPORT OF LABORATORY ANALYSIS

This report shall not be reproduced, except in full,
without the written consent of Pace Analytical Services, Inc..

Pace Analytical Services, Inc.
1700 Elm Street - Suite 200
Minneapolis, MN 55414
(612)607-1700

CERTIFICATIONS

Project: 60377420 St. Louis Park Inv
Pace Project No.: 10265470

Minnesota Certification IDs

1700 Elm Street SE Suite 200, Minneapolis, MN 55414
A2LA Certification #: 2926.01
Alabama Certification #40770
Alabama Certification #40770
Alaska Certification #: UST-078
Alaska Certification #MN00064
Arizona Certification #: AZ-0014
Arkansas Certification #: 88-0680
California Certification #: 01155CA
Colorado Certification #Pace
Connecticut Certification #: PH-0256
EPA Region 8 Certification #: 8TMS-L
Florida/NELAP Certification #: E87605
Guam Certification #: Pace
Georgia Certification #: 959
Idaho Certification #: MN00064
Hawaii Certification #MN00064
Illinois Certification #: 200011
Indiana Certification#C-MN-01
Iowa Certification #: 368
Kansas Certification #: E-10167
Kentucky Dept of Envi. Protection - DW #90062
Kentucky Dept of Envi. Protection - WW #:90062
Louisiana DEQ Certification #: 3086
Louisiana DHH #: LA140001
Maine Certification #: 2013011
Maryland Certification #: 322
Michigan DEPH Certification #: 9909
Minnesota Certification #: 027-053-137
Mississippi Certification #: Pace
Montana Certification #: MT0092
Nebraska Certification #: Pace
New Jersey Certification #: MN-002
New Jersey Certification #: MN-002
New York Certification #: 11647
North Carolina Certification #: 530
North Carolina State Public Health #: 27700
North Dakota Certification #: R-036
Ohio EPA #: 4150
Ohio VAP Certification #: CL101
Oklahoma Certification #: 9507
Oregon Certification #: MN200001
Oregon Certification #: MN300001
Pennsylvania Certification #: 68-00563
Puerto Rico Certification
Saipan (CNMI) #:MP0003
South Carolina #:74003001
Texas Certification #: T104704192
Tennessee Certification #: 02818
Utah Certification #: MN000642013-4
Virginia DGS Certification #: 251
Virginia/VELAP Certification #: Pace
Washington Certification #: C486
Wisconsin Certification #: 999407970
West Virginia Certification #: 382
West Virginia TO-15 Approval
West Virginia DHHR #:9952C

This report shall not be reproduced, except in full,
without the written consent of Pace Analytical Services, Inc..

Pace Analytical Services, Inc.
1700 Elm Street - Suite 200
Minneapolis, MN 55414
(612)607-1700

SAMPLE SUMMARY

Project: 60377420 St. Louis Park Inv
Pace Project No.: 10265470

Lab ID	Sample ID	Matrix	Date Collected	Date Received
10265470001	**SSV-13**	Air	05/01/14 13:15	05/01/14 13:49

This report shall not be reproduced, except in full,
without the written consent of Pace Analytical Services, Inc..

Pace Analytical Services, Inc.
1700 Elm Street - Suite 200
Minneapolis, MN 55414
(612)607-1700

SAMPLE ANALYTE COUNT

Project: 60377420 St. Louis Park Inv
Pace Project No.: 10265470

Lab ID	Sample ID	Method	Analysts	Analytes Reported
10265470001	**SSV-13**	TO-15	JAM	61

This report shall not be reproduced, except in full,
without the written consent of Pace Analytical Services, Inc..

Pace Analytical Services, Inc.
1700 Elm Street - Suite 200
Minneapolis, MN 55414
(612)607-1700

PROJECT NARRATIVE

Project: 60377420 St. Louis Park Inv
Pace Project No.: 10265470

Method: **TO-15**
Description: TO15 MSV AIR
Client: AECOM
Date: May 15, 2014

General Information:
1 sample was analyzed for TO-15. All samples were received in acceptable condition with any exceptions noted below.

Hold Time:
The samples were analyzed within the method required hold times with any exceptions noted below.

Initial Calibrations (including MS Tune as applicable):
All criteria were within method requirements with any exceptions noted below.

Continuing Calibration:
All criteria were within method requirements with any exceptions noted below.

Internal Standards:
All internal standards were within QC limits with any exceptions noted below.

Surrogates:
All surrogates were within QC limits with any exceptions noted below.

Method Blank:
All analytes were below the report limit in the method blank, where applicable, with any exceptions noted below.

Laboratory Control Spike:
All laboratory control spike compounds were within QC limits with any exceptions noted below.

QC Batch: AIR/20219

L1: Analyte recovery in the laboratory control sample (LCS) was above QC limits. Results may be biased high.
- LCS (Lab ID: 1677475)
  - Tetrahydrofuran

Matrix Spikes:
All percent recoveries and relative percent differences (RPDs) were within acceptance criteria with any exceptions noted below.

Duplicate Sample:
All duplicate sample results were within method acceptance criteria with any exceptions noted below.

QC Batch: AIR/20219

R1: RPD value was outside control limits.
- DUP (Lab ID: 1678295)
  - Dichlorodifluoromethane

Additional Comments:

This report shall not be reproduced, except in full,
without the written consent of Pace Analytical Services, Inc..

Pace Analytical Services, Inc.
1700 Elm Street - Suite 200
Minneapolis, MN 55414
(612)607-1700

PROJECT NARRATIVE

Project: 60377420 St. Louis Park Inv
Pace Project No.: 10265470

Method: **TO-15**
Description: TO15 MSV AIR
Client: AECOM
Date: May 15, 2014

Sample Comments:

K3: The Total Hydrocarbon (THC) pattern is evenly distributed throughout the chromatogram (before and after toluene).
- SSV-13 (Lab ID: 10265470001)

This data package has been reviewed for quality and completeness and is approved for release.

This report shall not be reproduced, except in full,
without the written consent of Pace Analytical Services, Inc..

Pace Analytical Services, Inc.
1700 Elm Street - Suite 200
Minneapolis, MN 55414
(612)607-1700

ANALYTICAL RESULTS

Project: 60377420 St. Louis Park Inv
Pace Project No.: 10265470

Sample: SSV-13 **Lab ID: 10265470001** Collected: 05/01/14 13:15 Received: 05/01/14 13:49 Matrix: Air

Parameters	Results	Units	Report Limit	MDL	DF	Prepared	Analyzed	CAS No.	Qual
TO15 MSV AIR	Analytical Method: TO-15								
Acetone	**22.2**	ug/m3	3.2	1.6	1.34		05/11/14 22:37	67-64-1	
Benzene	ND	ug/m3	0.44	0.16	1.34		05/11/14 22:37	71-43-2	
Benzyl chloride	ND	ug/m3	3.5	0.70	1.34		05/11/14 22:37	100-44-7	
Bromodichloromethane	ND	ug/m3	1.8	0.24	1.34		05/11/14 22:37	75-27-4	
Bromoform	ND	ug/m3	2.8	0.43	1.34		05/11/14 22:37	75-25-2	
Bromomethane	ND	ug/m3	1.1	0.36	1.34		05/11/14 22:37	74-83-9	
1,3-Butadiene	ND	ug/m3	0.60	0.11	1.34		05/11/14 22:37	106-99-0	
2-Butanone (MEK)	**4.2**	ug/m3	0.80	0.37	1.34		05/11/14 22:37	78-93-3	
Carbon disulfide	ND	ug/m3	0.84	0.096	1.34		05/11/14 22:37	75-15-0	
Carbon tetrachloride	ND	ug/m3	0.86	0.43	1.34		05/11/14 22:37	56-23-5	
Chlorobenzene	ND	ug/m3	1.3	0.14	1.34		05/11/14 22:37	108-90-7	
Chloroethane	ND	ug/m3	0.72	0.36	1.34		05/11/14 22:37	75-00-3	
Chloroform	**12.8**	ug/m3	1.3	0.24	1.34		05/11/14 22:37	67-66-3	
Chloromethane	ND	ug/m3	0.56	0.26	1.34		05/11/14 22:37	74-87-3	
Cyclohexane	**2.4**	ug/m3	0.94	0.17	1.34		05/11/14 22:37	110-82-7	
Dibromochloromethane	ND	ug/m3	2.3	1.2	1.34		05/11/14 22:37	124-48-1	
1,2-Dibromoethane (EDB)	ND	ug/m3	2.1	0.31	1.34		05/11/14 22:37	106-93-4	
1,2-Dichlorobenzene	ND	ug/m3	1.6	0.19	1.34		05/11/14 22:37	95-50-1	
1,3-Dichlorobenzene	ND	ug/m3	1.6	0.31	1.34		05/11/14 22:37	541-73-1	
1,4-Dichlorobenzene	ND	ug/m3	1.6	0.27	1.34		05/11/14 22:37	106-46-7	
Dichlorodifluoromethane	**3.5**	ug/m3	1.4	0.15	1.34		05/11/14 22:37	75-71-8	
1,1-Dichloroethane	ND	ug/m3	1.1	0.19	1.34		05/11/14 22:37	75-34-3	
1,2-Dichloroethane	ND	ug/m3	0.55	0.16	1.34		05/11/14 22:37	107-06-2	
1,1-Dichloroethene	ND	ug/m3	1.1	0.14	1.34		05/11/14 22:37	75-35-4	
cis-1,2-Dichloroethene	**59.8**	ug/m3	1.1	0.26	1.34		05/11/14 22:37	156-59-2	
trans-1,2-Dichloroethene	**9.0**	ug/m3	1.1	0.22	1.34		05/11/14 22:37	156-60-5	
1,2-Dichloropropane	ND	ug/m3	1.3	0.20	1.34		05/11/14 22:37	78-87-5	
cis-1,3-Dichloropropene	ND	ug/m3	1.2	0.18	1.34		05/11/14 22:37	10061-01-5	
trans-1,3-Dichloropropene	ND	ug/m3	1.2	0.20	1.34		05/11/14 22:37	10061-02-6	
Dichlorotetrafluoroethane	ND	ug/m3	1.9	0.33	1.34		05/11/14 22:37	76-14-2	
Ethanol	**10.0**	ug/m3	1.3	0.42	1.34		05/11/14 22:37	64-17-5	
Ethyl acetate	ND	ug/m3	0.98	0.17	1.34		05/11/14 22:37	141-78-6	
Ethylbenzene	**2.2**	ug/m3	1.2	0.24	1.34		05/11/14 22:37	100-41-4	
4-Ethyltoluene	ND	ug/m3	1.3	0.23	1.34		05/11/14 22:37	622-96-8	
n-Heptane	ND	ug/m3	1.1	0.22	1.34		05/11/14 22:37	142-82-5	
Hexachloro-1,3-butadiene	ND	ug/m3	2.9	0.55	1.34		05/11/14 22:37	87-68-3	
n-Hexane	ND	ug/m3	0.96	0.14	1.34		05/11/14 22:37	110-54-3	
2-Hexanone	**1.2**	ug/m3	1.1	0.29	1.34		05/11/14 22:37	591-78-6	
Methylene Chloride	ND	ug/m3	4.7	0.31	1.34		05/11/14 22:37	75-09-2	
4-Methyl-2-pentanone (MIBK)	ND	ug/m3	1.1	0.23	1.34		05/11/14 22:37	108-10-1	
Methyl-tert-butyl ether	ND	ug/m3	0.98	0.12	1.34		05/11/14 22:37	1634-04-4	
Naphthalene	ND	ug/m3	3.6	0.35	1.34		05/11/14 22:37	91-20-3	
2-Propanol	**34.6**	ug/m3	1.7	0.12	1.34		05/11/14 22:37	67-63-0	
Propylene	ND	ug/m3	0.47	0.15	1.34		05/11/14 22:37	115-07-1	
Styrene	ND	ug/m3	1.2	0.18	1.34		05/11/14 22:37	100-42-5	
1,1,2,2-Tetrachloroethane	ND	ug/m3	0.94	0.31	1.34		05/11/14 22:37	79-34-5	

REPORT OF LABORATORY ANALYSIS

This report shall not be reproduced, except in full,
without the written consent of Pace Analytical Services, Inc..

Pace Analytical Services, Inc.
1700 Elm Street - Suite 200
Minneapolis, MN 55414
(612)607-1700

ANALYTICAL RESULTS

Project: 60377420 St. Louis Park Inv
Pace Project No.: 10265470

Sample: SSV-13 **Lab ID: 10265470001** Collected: 05/01/14 13:15 Received: 05/01/14 13:49 Matrix: Air

Parameters	Results	Units	Report Limit	MDL	DF	Prepared	Analyzed	CAS No.	Qual
TO15 MSV AIR	Analytical Method: TO-15								
Tetrachloroethene	**20.5**	ug/m3	0.92	0.25	1.34		05/11/14 22:37	127-18-4	
Tetrahydrofuran	ND	ug/m3	0.80	0.19	1.34		05/11/14 22:37	109-99-9	
Toluene	**3.8**	ug/m3	1.0	0.18	1.34		05/11/14 22:37	108-88-3	
1,2,4-Trichlorobenzene	ND	ug/m3	2.0	0.49	1.34		05/11/14 22:37	120-82-1	
1,1,1-Trichloroethane	ND	ug/m3	1.5	0.19	1.34		05/11/14 22:37	71-55-6	
1,1,2-Trichloroethane	ND	ug/m3	0.74	0.33	1.34		05/11/14 22:37	79-00-5	
Trichloroethene	**18.2**	ug/m3	0.74	0.24	1.34		05/11/14 22:37	79-01-6	
Trichlorofluoromethane	**2.7**	ug/m3	1.5	0.18	1.34		05/11/14 22:37	75-69-4	
1,1,2-Trichlorotrifluoroethane	ND	ug/m3	2.1	0.21	1.34		05/11/14 22:37	76-13-1	
1,2,4-Trimethylbenzene	ND	ug/m3	1.3	0.16	1.34		05/11/14 22:37	95-63-6	
1,3,5-Trimethylbenzene	ND	ug/m3	1.3	0.28	1.34		05/11/14 22:37	108-67-8	
Vinyl acetate	**4.5**	ug/m3	0.96	0.47	1.34		05/11/14 22:37	108-05-4	
Vinyl chloride	ND	ug/m3	0.35	0.12	1.34		05/11/14 22:37	75-01-4	
m&p-Xylene	**6.1**	ug/m3	2.4	0.19	1.34		05/11/14 22:37	179601-23-1	
o-Xylene	**1.5**	ug/m3	1.2	0.59	1.34		05/11/14 22:37	95-47-6	

REPORT OF LABORATORY ANALYSIS

This report shall not be reproduced, except in full,
without the written consent of Pace Analytical Services, Inc..

Pace Analytical Services, Inc.
1700 Elm Street - Suite 200
Minneapolis, MN 55414
(612)607-1700

QUALITY CONTROL DATA

Project: 60377420 St. Louis Park Inv
Pace Project No.: 10265470

QC Batch: AIR/20219
QC Batch Method: TO-15
Analysis Method: TO-15
Analysis Description: TO15 MSV AIR Low Level
Associated Lab Samples: 10265470001

METHOD BLANK: 1677474
Matrix: Air
Associated Lab Samples: 10265470001

Parameter	Units	Blank Result	Reporting Limit	Analyzed	Qualifiers
1,1,1-Trichloroethane	ug/m3	ND	1.1	05/11/14 13:43	
1,1,2,2-Tetrachloroethane	ug/m3	ND	0.70	05/11/14 13:43	
1,1,2-Trichloroethane	ug/m3	ND	0.55	05/11/14 13:43	
1,1,2-Trichlorotrifluoroethane	ug/m3	ND	1.6	05/11/14 13:43	
1,1-Dichloroethane	ug/m3	ND	0.82	05/11/14 13:43	
1,1-Dichloroethene	ug/m3	ND	0.81	05/11/14 13:43	
1,2,4-Trichlorobenzene	ug/m3	ND	1.5	05/11/14 13:43	
1,2,4-Trimethylbenzene	ug/m3	ND	1.0	05/11/14 13:43	
1,2-Dibromoethane (EDB)	ug/m3	ND	1.6	05/11/14 13:43	
1,2-Dichlorobenzene	ug/m3	ND	1.2	05/11/14 13:43	
1,2-Dichloroethane	ug/m3	ND	0.41	05/11/14 13:43	
1,2-Dichloropropane	ug/m3	ND	0.94	05/11/14 13:43	
1,3,5-Trimethylbenzene	ug/m3	ND	1.0	05/11/14 13:43	
1,3-Butadiene	ug/m3	ND	0.45	05/11/14 13:43	
1,3-Dichlorobenzene	ug/m3	ND	1.2	05/11/14 13:43	
1,4-Dichlorobenzene	ug/m3	ND	1.2	05/11/14 13:43	
2-Butanone (MEK)	ug/m3	ND	0.60	05/11/14 13:43	
2-Hexanone	ug/m3	ND	0.83	05/11/14 13:43	
2-Propanol	ug/m3	ND	1.2	05/11/14 13:43	
4-Ethyltoluene	ug/m3	ND	1.0	05/11/14 13:43	
4-Methyl-2-pentanone (MIBK)	ug/m3	ND	0.83	05/11/14 13:43	
Acetone	ug/m3	ND	2.4	05/11/14 13:43	
Benzene	ug/m3	ND	0.32	05/11/14 13:43	
Benzyl chloride	ug/m3	ND	2.6	05/11/14 13:43	
Bromodichloromethane	ug/m3	ND	1.4	05/11/14 13:43	
Bromoform	ug/m3	ND	2.1	05/11/14 13:43	
Bromomethane	ug/m3	ND	0.79	05/11/14 13:43	
Carbon disulfide	ug/m3	ND	0.63	05/11/14 13:43	
Carbon tetrachloride	ug/m3	ND	0.64	05/11/14 13:43	
Chlorobenzene	ug/m3	ND	0.94	05/11/14 13:43	
Chloroethane	ug/m3	ND	0.54	05/11/14 13:43	
Chloroform	ug/m3	ND	0.99	05/11/14 13:43	
Chloromethane	ug/m3	ND	0.42	05/11/14 13:43	
cis-1,2-Dichloroethene	ug/m3	ND	0.81	05/11/14 13:43	
cis-1,3-Dichloropropene	ug/m3	ND	0.92	05/11/14 13:43	
Cyclohexane	ug/m3	ND	0.70	05/11/14 13:43	
Dibromochloromethane	ug/m3	ND	1.7	05/11/14 13:43	
Dichlorodifluoromethane	ug/m3	ND	1.0	05/11/14 13:43	
Dichlorotetrafluoroethane	ug/m3	ND	1.4	05/11/14 13:43	
Ethanol	ug/m3	ND	0.96	05/11/14 13:43	
Ethyl acetate	ug/m3	ND	0.73	05/11/14 13:43	
Ethylbenzene	ug/m3	ND	0.88	05/11/14 13:43	
Hexachloro-1,3-butadiene	ug/m3	ND	2.2	05/11/14 13:43	

REPORT OF LABORATORY ANALYSIS

This report shall not be reproduced, except in full,
without the written consent of Pace Analytical Services, Inc..

Pace Analytical Services, Inc.
1700 Elm Street - Suite 200
Minneapolis, MN 55414
(612)607-1700

QUALITY CONTROL DATA

Project: 60377420 St. Louis Park Inv
Pace Project No.: 10265470

METHOD BLANK: 1677474 Matrix: Air
Associated Lab Samples: 10265470001

Parameter	Units	Blank Result	Reporting Limit	Analyzed	Qualifiers
m&p-Xylene	ug/m3	ND	1.8	05/11/14 13:43	
Methyl-tert-butyl ether	ug/m3	ND	0.73	05/11/14 13:43	
Methylene Chloride	ug/m3	ND	3.5	05/11/14 13:43	
n-Heptane	ug/m3	ND	0.83	05/11/14 13:43	
n-Hexane	ug/m3	ND	0.72	05/11/14 13:43	
Naphthalene	ug/m3	ND	2.7	05/11/14 13:43	
o-Xylene	ug/m3	ND	0.88	05/11/14 13:43	
Propylene	ug/m3	ND	0.35	05/11/14 13:43	
Styrene	ug/m3	ND	0.87	05/11/14 13:43	
Tetrachloroethene	ug/m3	ND	0.69	05/11/14 13:43	
Tetrahydrofuran	ug/m3	ND	0.60	05/11/14 13:43	
Toluene	ug/m3	ND	0.77	05/11/14 13:43	
trans-1,2-Dichloroethene	ug/m3	ND	0.81	05/11/14 13:43	
trans-1,3-Dichloropropene	ug/m3	ND	0.92	05/11/14 13:43	
Trichloroethene	ug/m3	ND	0.55	05/11/14 13:43	
Trichlorofluoromethane	ug/m3	ND	1.1	05/11/14 13:43	
Vinyl acetate	ug/m3	ND	0.72	05/11/14 13:43	
Vinyl chloride	ug/m3	ND	0.26	05/11/14 13:43	

LABORATORY CONTROL SAMPLE: 1677475

Parameter	Units	Spike Conc.	LCS Result	LCS % Rec	% Rec Limits	Qualifiers
1,1,1-Trichloroethane	ug/m3	55.5	55.5	100	72-128	
1,1,2,2-Tetrachloroethane	ug/m3	69.8	82.6	118	72-136	
1,1,2-Trichloroethane	ug/m3	55.5	64.2	116	72-130	
1,1,2-Trichlorotrifluoroethane	ug/m3	77.9	83.9	108	68-126	
1,1-Dichloroethane	ug/m3	41.2	48.6	118	68-128	
1,1-Dichloroethene	ug/m3	40.3	43.2	107	68-130	
1,2,4-Trichlorobenzene	ug/m3	75.5	81.4	108	30-150	
1,2,4-Trimethylbenzene	ug/m3	50	60.2	120	71-140	
1,2-Dibromoethane (EDB)	ug/m3	78.1	88.6	113	73-136	
1,2-Dichlorobenzene	ug/m3	61.2	72.6	119	63-150	
1,2-Dichloroethane	ug/m3	41.2	40.6	99	71-132	
1,2-Dichloropropane	ug/m3	47	56.1	119	72-130	
1,3,5-Trimethylbenzene	ug/m3	50	61.8	124	73-136	
1,3-Butadiene	ug/m3	22.5	27.5	122	72-130	
1,3-Dichlorobenzene	ug/m3	61.2	70.7	116	69-142	
1,4-Dichlorobenzene	ug/m3	61.2	70.6	115	65-142	
2-Butanone (MEK)	ug/m3	30	36.4	121	71-135	
2-Hexanone	ug/m3	41.7	54.7	131	75-133	
2-Propanol	ug/m3	25	32.2	129	68-135	
4-Ethyltoluene	ug/m3	50	63.1	126	73-134	
4-Methyl-2-pentanone (MIBK)	ug/m3	41.7	55.8	134	72-137	
Acetone	ug/m3	24.2	27.6	114	68-136	
Benzene	ug/m3	32.5	39.7	122	69-134	

REPORT OF LABORATORY ANALYSIS

This report shall not be reproduced, except in full,
without the written consent of Pace Analytical Services, Inc..

Pace Analytical Services, Inc.
1700 Elm Street - Suite 200
Minneapolis, MN 55414
(612)607-1700

QUALITY CONTROL DATA

Project: 60377420 St. Louis Park Inv
Pace Project No.: 10265470

LABORATORY CONTROL SAMPLE: 1677475

Parameter	Units	Spike Conc.	LCS Result	LCS % Rec	% Rec Limits	Qualifiers
Benzyl chloride	ug/m3	52.5	52.3	100	71-136	
Bromodichloromethane	ug/m3	68.2	74.0	109	74-129	
Bromoform	ug/m3	105	116	111	69-138	
Bromomethane	ug/m3	39.5	44.5	113	68-127	
Carbon disulfide	ug/m3	31.7	37.2	118	68-130	
Carbon tetrachloride	ug/m3	64	62.1	97	66-134	
Chlorobenzene	ug/m3	46.8	52.6	112	72-137	
Chloroethane	ug/m3	26.8	32.9	123	69-128	
Chloroform	ug/m3	49.7	54.4	110	72-127	
Chloromethane	ug/m3	21	22.4	107	69-125	
cis-1,2-Dichloroethene	ug/m3	40.3	50.3	125	71-135	
cis-1,3-Dichloropropene	ug/m3	46.2	58.8	127	74-134	
Cyclohexane	ug/m3	35	45.1	129	72-130	
Dibromochloromethane	ug/m3	86.6	93.6	108	73-133	
Dichlorodifluoromethane	ug/m3	50.3	50.6	101	69-125	
Dichlorotetrafluoroethane	ug/m3	71.1	76.2	107	68-128	
Ethanol	ug/m3	19.2	22.0	115	70-134	
Ethyl acetate	ug/m3	36.6	45.0	123	71-134	
Ethylbenzene	ug/m3	44.2	55.7	126	73-139	
Hexachloro-1,3-butadiene	ug/m3	108	124	114	30-150	
m&p-Xylene	ug/m3	44.2	54.5	123	73-139	
Methyl-tert-butyl ether	ug/m3	36.7	45.6	124	72-132	
Methylene Chloride	ug/m3	35.3	40.3	114	64-134	
n-Heptane	ug/m3	41.7	51.7	124	70-130	
n-Hexane	ug/m3	35.8	42.4	118	69-128	
Naphthalene	ug/m3	53.3	61.8	116	61-150	
o-Xylene	ug/m3	44.2	50.8	115	71-138	
Propylene	ug/m3	17.5	20.9	119	69-133	
Styrene	ug/m3	43.3	47.0	109	74-136	
Tetrachloroethene	ug/m3	69	72.5	105	69-136	
Tetrahydrofuran	ug/m3	30	42.1	140	73-131	L1
Toluene	ug/m3	38.3	46.0	120	67-133	
trans-1,2-Dichloroethene	ug/m3	40.3	47.5	118	70-131	
trans-1,3-Dichloropropene	ug/m3	46.2	61.0	132	72-135	
Trichloroethene	ug/m3	54.6	61.9	113	70-135	
Trichlorofluoromethane	ug/m3	57.1	55.4	97	67-125	
Vinyl acetate	ug/m3	35.8	45.7	128	72-133	
Vinyl chloride	ug/m3	26	31.2	120	69-132	

SAMPLE DUPLICATE: 1678295

Parameter	Units	10264597004 Result	Dup Result	RPD	Max RPD	Qualifiers
1,1,1-Trichloroethane	ug/m3	<1.5	ND		25	
1,1,2,2-Tetrachloroethane	ug/m3	<0.97	ND		25	
1,1,2-Trichloroethane	ug/m3	<0.76	ND		25	
1,1,2-Trichlorotrifluoroethane	ug/m3	<2.2	ND		25	
1,1-Dichloroethane	ug/m3	<1.1	ND		25	

REPORT OF LABORATORY ANALYSIS

This report shall not be reproduced, except in full,
without the written consent of Pace Analytical Services, Inc..

Pace Analytical Services, Inc.
1700 Elm Street - Suite 200
Minneapolis, MN 55414
(612)607-1700

QUALITY CONTROL DATA

Project: 60377420 St. Louis Park Inv
Pace Project No.: 10265470

SAMPLE DUPLICATE: 1678295

Parameter	Units	10264597004 Result	Dup Result	RPD	Max RPD	Qualifiers
1,1-Dichloroethene	ug/m3	<1.1	ND		25	
1,2,4-Trichlorobenzene	ug/m3	<2.1	ND		25	
1,2,4-Trimethylbenzene	ug/m3	2.7	2.8	5	25	
1,2-Dibromoethane (EDB)	ug/m3	<2.2	ND		25	
1,2-Dichlorobenzene	ug/m3	<1.7	ND		25	
1,2-Dichloroethane	ug/m3	<0.57	ND		25	
1,2-Dichloropropane	ug/m3	<1.3	ND		25	
1,3,5-Trimethylbenzene	ug/m3	<1.4	ND		25	
1,3-Butadiene	ug/m3	<0.63	ND		25	
1,3-Dichlorobenzene	ug/m3	<1.7	ND		25	
1,4-Dichlorobenzene	ug/m3	<1.7	ND		25	
2-Butanone (MEK)	ug/m3	8.4	9.1	8	25	
2-Hexanone	ug/m3	<1.2	.64J		25	
2-Propanol	ug/m3	2.0	1.8	8	25	
4-Ethyltoluene	ug/m3	<1.4	ND		25	
4-Methyl-2-pentanone (MIBK)	ug/m3	<1.2	ND		25	
Acetone	ug/m3	15.3	16.3	6	25	
Benzene	ug/m3	<0.45	.44J		25	
Benzyl chloride	ug/m3	<3.7	ND		25	
Bromodichloromethane	ug/m3	<1.9	ND		25	
Bromoform	ug/m3	<2.9	ND		25	
Bromomethane	ug/m3	<1.1	ND		25	
Carbon disulfide	ug/m3	<0.88	ND		25	
Carbon tetrachloride	ug/m3	<0.89	ND		25	
Chlorobenzene	ug/m3	<1.3	ND		25	
Chloroethane	ug/m3	<0.75	ND		25	
Chloroform	ug/m3	<1.4	ND		25	
Chloromethane	ug/m3	1.1	1.1	5	25	
cis-1,2-Dichloroethene	ug/m3	1.3	1.3	3	25	
cis-1,3-Dichloropropene	ug/m3	<1.3	ND		25	
Cyclohexane	ug/m3	<0.97	.52J		25	
Dibromochloromethane	ug/m3	<2.4	ND		25	
Dichlorodifluoromethane	ug/m3	9.3	2.4	117	25	R1
Dichlorotetrafluoroethane	ug/m3	<2.0	ND		25	
Ethanol	ug/m3	3.6	3.6	.2	25	
Ethyl acetate	ug/m3	<1.0	ND		25	
Ethylbenzene	ug/m3	<1.2	1.1J		25	
Hexachloro-1,3-butadiene	ug/m3	<3.1	ND		25	
m&p-Xylene	ug/m3	4.7	4.9	3	25	
Methyl-tert-butyl ether	ug/m3	<1.0	ND		25	
Methylene Chloride	ug/m3	5.3	5.3	1	25	
n-Heptane	ug/m3	<1.2	ND		25	
n-Hexane	ug/m3	<1.0	.69J		25	
Naphthalene	ug/m3	<3.7	3.6J		25	
o-Xylene	ug/m3	1.7	1.8	5	25	
Propylene	ug/m3	<0.49	ND		25	
Styrene	ug/m3	<1.2	ND		25	
Tetrachloroethene	ug/m3	<0.96	ND		25	

REPORT OF LABORATORY ANALYSIS

This report shall not be reproduced, except in full,
without the written consent of Pace Analytical Services, Inc..

Pace Analytical Services, Inc.
1700 Elm Street - Suite 200
Minneapolis, MN 55414
(612)607-1700

QUALITY CONTROL DATA

Project: 60377420 St. Louis Park Inv
Pace Project No.: 10265470

SAMPLE DUPLICATE: 1678295

Parameter	Units	10264597004 Result	Dup Result	RPD	Max RPD	Qualifiers
Tetrahydrofuran	ug/m3	<0.83	ND		25	
Toluene	ug/m3	2.0	2.0	3	25	
trans-1,2-Dichloroethene	ug/m3	<1.1	ND		25	
trans-1,3-Dichloropropene	ug/m3	<1.3	ND		25	
Trichloroethene	ug/m3	2.6	2.8	6	25	
Trichlorofluoromethane	ug/m3	<1.6	1.3J		25	
Vinyl acetate	ug/m3	2.2	2.4	8	25	
Vinyl chloride	ug/m3	<0.36	ND		25	

REPORT OF LABORATORY ANALYSIS

This report shall not be reproduced, except in full,
without the written consent of Pace Analytical Services, Inc..

Pace Analytical Services, Inc.
1700 Elm Street - Suite 200
Minneapolis, MN 55414
(612)607-1700

QUALIFIERS

Project: 60377420 St. Louis Park Inv
Pace Project No.: 10265470

DEFINITIONS

DF - Dilution Factor, if reported, represents the factor applied to the reported data due to changes in sample preparation, dilution of the sample aliquot, or moisture content.

ND - Not Detected at or above adjusted reporting limit.

J - Estimated concentration above the adjusted method detection limit and below the adjusted reporting limit.

MDL - Adjusted Method Detection Limit.

PRL - Pace Reporting Limit.

RL - Reporting Limit.

S - Surrogate

1,2-Diphenylhydrazine (8270 listed analyte) decomposes to Azobenzene.

Consistent with EPA guidelines, unrounded data are displayed and have been used to calculate % recovery and RPD values.

LCS(D) - Laboratory Control Sample (Duplicate)

MS(D) - Matrix Spike (Duplicate)

DUP - Sample Duplicate

RPD - Relative Percent Difference

NC - Not Calculable.

SG - Silica Gel - Clean-Up

U - Indicates the compound was analyzed for, but not detected.

N-Nitrosodiphenylamine decomposes and cannot be separated from Diphenylamine using Method 8270. The result reported for each analyte is a combined concentration.

Pace Analytical is TNI accredited. Contact your Pace PM for the current list of accredited analytes.

TNI - The NELAC Institute.

SAMPLE QUALIFIERS

Sample: 10265470001

[1] The Total Hydrocarbon (THC) pattern is evenly distributed throughout the chromatogram (before and after toluene).

ANALYTE QUALIFIERS

L1 Analyte recovery in the laboratory control sample (LCS) was above QC limits. Results may be biased high.

R1 RPD value was outside control limits.

This report shall not be reproduced, except in full,
without the written consent of Pace Analytical Services, Inc..

Pace Analytical Services, Inc.
1700 Elm Street - Suite 200
Minneapolis, MN 55414
(612)607-1700

QUALITY CONTROL DATA CROSS REFERENCE TABLE

Project: 60377420 St. Louis Park Inv
Pace Project No.: 10265470

Lab ID	Sample ID	QC Batch Method	QC Batch	Analytical Method	Analytical Batch
10265470001	**SSV-13**	TO-15	AIR/20219		

This report shall not be reproduced, except in full,
without the written consent of Pace Analytical Services, Inc..

10265470

Pace Analytical®
www.pacelabs.com

AIR: CHAIN-OF-CUSTODY / Analytical Request Document

The Chain-of-Custody is a LEGAL DOCUMENT. All relevant fields must be completed accurately.

14980 Page: 1 of 1

Section A Required Client Information:

Company: AECOM
Address: 800 LaSalle Ave. Suite 500
Minneapolis, MN 55402
Email To: tony.caryll@aecom.com
Phone: 612-376-2000 Fax:
Requested Due Date/TAT: std

Section B Required Project Information:

Report To: Tony Caryll
Copy To:
Purchase Order No.:
Project Name: St. Louis Park Iron
Project Number: 60377400

Section C Invoice Information:

Attention: Same
Company Name:
Address:
Pace Quote Reference:
Pace Project Manager/Sales Rep. Carol Davy
Pace Profile #:

Program: UST | Superfund | Emissions | Clean Air Act | Voluntary Clean Up | Dry Clean | RCRA | Other

Location of Sampling by State: MN

Reporting Units: ug/m³ ___ mg/m³ ___ PPBV ___ PPMV ___ Other ___

Report Level II.___ III.___ IV.___ Other ___

ITEM #	'Section D Required Client Information AIR SAMPLE ID (Sample IDs MUST BE UNIQUE)	MEDIA CODE	PID Reading (Client only)	COLLECTED COMPOSITE START END/GRAB DATE	COLLECTED COMPOSITE START END/GRAB TIME	COLLECTED COMPOSITE - DATE	COLLECTED COMPOSITE - TIME	Canister Pressure (Initial Field - psig)	Canister Pressure (Final Field - psig)	Summa Can Number	Flow Control Number	Method: PM10	3C- Fixed Gas (%)	TO-3	TO-3M (Methane)	TO-4 (PCBs)	TO-13 (PAH)	TO-14	TO-15	TO15 Short List*	Pace Lab ID
1	SSV-13	6LC		5-1-14	1325	5-1-14	1315	-27	-1	2312								X			001
2																					
3																					
4																					
5																					
6																					
7																					
8																					
9																					
10																					
11																					
12																					

Valid Media Codes: Tedlar Bag TB; 1 Liter Summa Can 1LC; 6 Liter Summa Can 6LC; Low Volume Puff LVP; High Volume Puff HVP; Other PM10

Comments :

RELINQUISHED BY / AFFILIATION	DATE	TIME	ACCEPTED BY / AFFILIATION	DATE	TIME
Ben Klaus / AECOM	5-1-14	1349	Pace	5/1/14	1349

SAMPLE CONDITIONS

Amb	Y/N	Y/N	Y/N
	Y/N	Y/N	Y/N
	Y/N	Y/N	Y/N
	Y/N	Y/N	Y/N
Temp in °C	Received on Ice	Custody Sealed Cooler	Samples Intact

SAMPLER NAME AND SIGNATURE

PRINT Name of SAMPLER: Ben Klaus

SIGNATURE of SAMPLER: DATE Signed (MM / DD / YY): 5-1-14

ORIGINAL

Pace Analytical	Document Name: Air Sample Condition Upon Receipt	Document Revised: 26Dec2013 Page 1 of 1
	Document No.: F-MN-A-106-rev.09	Issuing Authority: Pace Minnesota Quality Office

Air Sample Condition Upon Receipt

Client Name: Aecom

Project #: WO# : 10265470

10265470

Courier: ☐ Fed Ex ☐ UPS ☐ USPS ☒ Client ☐ Commercial ☐ Pace ☐ Other: _____

Tracking Number: _____

Custody Seal on Cooler/Box Present? ☐ Yes ☒ No **Seals Intact?** ☐ Yes ☒ No

Optional: Proj. Due Date: Proj. Name:

Packing Material: ☐ Bubble Wrap ☐ Bubble Bags ☒ Foam ☐ None ☐ Other: _____ **Temp Blank rec:** ☐ Yes ☒ No

Temp. (TO17 and TO13 samples only) (°C): — **Corrected Temp (°C):** — **Thermom. Used:** ☐ B88A912167504 ☐ B88A9132521491 ☐ 72337080 ☐ 80512447

Temp should be above freezing to 6°C **Correction Factor:** —

Date & Initials of Person Examining Contents: 5/14

Type of ice Received ☐ Blue ☐ Wet ☒ None

Comments:

Chain of Custody Present?	☒ Yes	☐ No	☐ N/A	1.
Chain of Custody Filled Out?	☒ Yes	☐ No	☐ N/A	2.
Chain of Custody Relinquished?	☒ Yes	☐ No	☐ N/A	3.
Sampler Name and/or Signature on COC?	☒ Yes	☐ No	☐ N/A	4.
Samples Arrived within Hold Time?	☒ Yes	☐ No	☐ N/A	5.
Short Hold Time Analysis (<72 hr)?	☐ Yes	☒ No	☐ N/A	6.
Rush Turn Around Time Requested?	☐ Yes	☒ No	☐ N/A	7.
Sufficient Volume?	☒ Yes	☐ No	☐ N/A	8.
Correct Containers Used?	☒ Yes	☐ No	☐ N/A	9.
-Pace Containers Used?	☒ Yes	☐ No	☐ N/A	
Containers Intact?	☒ Yes	☐ No	☐ N/A	10.
Media: air can				11.
Sample Labels Match COC?	☒ Yes	☐ No	☐ N/A	12.

Samples Received:

Canisters		Flow Controllers		Stand Alone G	
Sample Number	Can ID	Sample Number	Can ID	Sample Number	Can ID
SSV-13	2312		0984		

CLIENT NOTIFICATION/RESOLUTION **Field Data Required?** ☐ Yes ☐ No

Person Contacted: _____ Date/Time: _____

Comments/Resolution: _____

Project Manager Review: CMD **Date:** 5-2-14

Note: Whenever there is a discrepancy affecting North Carolina compliance samples, a copy of this form will be sent to the North Carolina DEHNR Certification Office (i.e out of hold, incorrect preservative, out of temp, incorrect containers)

Data File: \\192.168.10.12\chem\10airD.i\051114.b\13123.d
Report Date: 12-May-2014 15:48

Pace Analytical Services, Inc.

TENTATIVELY IDENTIFIED COMPOUNDS

Client Name:
Lab Smp Id: 10265470001
Operator : JAM
Sample Location:
Sample Matrix: AIR
Analysis Type: VOA
Inj Date: 11-MAY-2014 22:37

Client SDG: 051114.b

Sample Date:
Sample Point:
Date Received:
Level: LOW

Number TICs found: 10

CONCENTRATION UNITS:
(ug/L or ug/KG) ppbv

	CAS NUMBER	COMPOUND NAME	RT	EST. CONC.	Q
1.		Unknown	2.994	0.242	J
2.		Unknown	8.837	4.25	J
3.	541-05-9	Cyclotrisiloxane, hexamethy	9.123	2.23	NJ
4.	2213-23-2	Heptane, 2,4-dimethyl-	9.352	1.78	NJ
5.	556-67-2	Cyclotetrasiloxane, octamet	12.881	43.7	NJ
6.		Unknown	15.950	2.38	J
7.	1560-86-7	Nonadecane, 2-methyl-	16.921	0.454	NJ
8.		Unknown	17.137	0.543	J
9.		Unknown	18.026	0.689	J
10.		Unknown	18.380	0.447	J

Data File: \\192.168.10.12\chem\10airD.i\051114.b\13123.d
Report Date: 12-May-2014 15:48

Pace Analytical Services, Inc.

TO15 Analysis (UNIX)

Data file : \\192.168.10.12\chem\10airD.i\051114.b\13123.d
Lab Smp Id: 10265470001
Inj Date : 11-MAY-2014 22:37
Operator : JAM Inst ID: 10airD.i
Smp Info :
Misc Info : 20219
Comment : Volatile Organic COMPOUNDS in Air
Method : \\192.168.10.12\chem\10airD.i\051114.b\TO15_129-14.m
Meth Date : 12-May-2014 14:03 jmasterman Quant Type: ISTD
Cal Date : 09-MAY-2014 20:33 Cal File: 12923.d
Als bottle: 23
Dil Factor: 1.34000
Integrator: HP RTE Compound Sublist: all.sub
Target Version: 4.14
Processing Host: VIRTUALXP-96992

Concentration Formula: Amt * DF * Uf * CpndVariable

Name	Value	Description
DF	1.340	Dilution Factor
Uf	1.000	ng unit correction factor
Cpnd Variable		Local Compound Variable

	COMPOUND	RT	AREA	AMOUNT
3	Dichlorodifluoromethane	3.161	24928977	0.516
57	Methyl Butyl Ketone	8.624	19670	0.206
60	Tetrachloroethene	9.293	395500	2.214
70	N-Propylbenzene	12.523	11691	0.184
85	Naphthalene	17.223	85596	0.278

		CONCENTRATIONS			QUANT		
RT	AREA	ON-COL(ppbv)	FINAL(ppbv)	QUAL	LIBRARY	LIB ENTRY	CPND #
Unknown				CAS #:			
2.994	8709911	0.18038775	0.242	0		0	3
Unknown				CAS #:			
8.837	302901	3.17511306	4.25	0		0	57
Cyclotrisiloxane, hexamethyl-				CAS #: 541-05-9			
9.123	297609	1.66595571	2.23	91	NIST05.L	73123	60

Data File: \\192.168.10.12\chem\10airD.i\051114.b\13123.d
Report Date: 12-May-2014 15:48

		CONCENTRATIONS			QUANT		
RT	AREA	ON-COL(ppbv)	FINAL(ppbv)	QUAL	LIBRARY	LIB ENTRY	CPND #
Heptane, 2,4-dimethyl-				CAS #: 2213-23-2			
9.352	237674	1.33045322	1.78	81	NIST05.L	12300	60
Cyclotetrasiloxane, octamethyl-				CAS #: 556-67-2			
12.881	2070884	32.6204271	43.7	91	NIST05.L	122481	70
Unknown				CAS #:			
15.950	545836	1.77380663	2.38	0		0	85
Nonadecane, 2-methyl-				CAS #: 1560-86-7			
16.921	104155	0.33847291	0.454	72	NIST05.L	113499	85
Unknown				CAS #:			
17.137	124766	0.40545236	0.543	0		0	85
Unknown				CAS #:			
18.026	158301	0.51443322	0.689	0		0	85
Unknown				CAS #:			
18.380	102642	0.33355705	0.447	0		0	85

Data File: \\192.168.10.12\chem\10airD.i\051114.b\13123.d
Injection Date: 11-MAY-2014 22:37
Instrument: 10airD.i
Client Sample ID:

Pace Analytical Services, Inc.
1700 Elm Street - Suite 200
Minneapolis, MN 55414
(612)607-1700

May 15, 2014

Tony Coryell
AECOM
800 LaSalle Avenue
Minneapolis, MN 55402

RE: Project: 60317420 St. Louis Park Inv
Pace Project No.: 10265469

Dear Tony Coryell:
Enclosed are the analytical results for sample(s) received by the laboratory on May 01, 2014. The results relate only to the samples included in this report. Results reported herein conform to the most current TNI standards and the laboratory's Quality Assurance Manual, where applicable, unless otherwise noted in the body of the report.

If you have any questions concerning this report, please feel free to contact me.

Sincerely,

Carol Davy
carol.davy@pacelabs.com
Project Manager

Enclosures

REPORT OF LABORATORY ANALYSIS

This report shall not be reproduced, except in full,
without the written consent of Pace Analytical Services, Inc..

Pace Analytical Services, Inc.
1700 Elm Street - Suite 200
Minneapolis, MN 55414
(612)607-1700

CERTIFICATIONS

Project: 60317420 St. Louis Park Inv
Pace Project No.: 10265469

Minnesota Certification IDs

1700 Elm Street SE Suite 200, Minneapolis, MN 55414
A2LA Certification #: 2926.01
Alabama Certification #40770
Alabama Certification #40770
Alaska Certification #: UST-078
Alaska Certification #MN00064
Arizona Certification #: AZ-0014
Arkansas Certification #: 88-0680
California Certification #: 01155CA
Colorado Certification #Pace
Connecticut Certification #: PH-0256
EPA Region 8 Certification #: 8TMS-L
Florida/NELAP Certification #: E87605
Guam Certification #: Pace
Georgia Certification #: 959
Idaho Certification #: MN00064
Hawaii Certification #MN00064
Illinois Certification #: 200011
Indiana Certification#C-MN-01
Iowa Certification #: 368
Kansas Certification #: E-10167
Kentucky Dept of Envi. Protection - DW #90062
Kentucky Dept of Envi. Protection - WW #:90062
Louisiana DEQ Certification #: 3086
Louisiana DHH #: LA140001
Maine Certification #: 2013011
Maryland Certification #: 322
Michigan DEPH Certification #: 9909
Minnesota Certification #: 027-053-137
Mississippi Certification #: Pace
Montana Certification #: MT0092
Nebraska Certification #: Pace
New Jersey Certification #: MN-002
New Jersey Certification #: MN-002
New York Certification #: 11647
North Carolina Certification #: 530
North Carolina State Public Health #: 27700
North Dakota Certification #: R-036
Ohio EPA #: 4150
Ohio VAP Certification #: CL101
Oklahoma Certification #: 9507
Oregon Certification #: MN200001
Oregon Certification #: MN300001
Pennsylvania Certification #: 68-00563
Puerto Rico Certification
Saipan (CNMI) #:MP0003
South Carolina #:74003001
Texas Certification #: T104704192
Tennessee Certification #: 02818
Utah Certification #: MN000642013-4
Virginia DGS Certification #: 251
Virginia/VELAP Certification #: Pace
Washington Certification #: C486
Wisconsin Certification #: 999407970
West Virginia Certification #: 382
West Virginia TO-15 Approval
West Virginia DHHR #:9952C

This report shall not be reproduced, except in full,
without the written consent of Pace Analytical Services, Inc..

Pace Analytical Services, Inc.
1700 Elm Street - Suite 200
Minneapolis, MN 55414
(612)607-1700

SAMPLE SUMMARY

Project: 60317420 St. Louis Park Inv
Pace Project No.: 10265469

Lab ID	Sample ID	Matrix	Date Collected	Date Received
10265469001	**SSV-12**	Air	04/29/14 16:15	05/01/14 13:49

This report shall not be reproduced, except in full,
without the written consent of Pace Analytical Services, Inc..

Pace Analytical Services, Inc.
1700 Elm Street - Suite 200
Minneapolis, MN 55414
(612)607-1700

SAMPLE ANALYTE COUNT

Project: 60317420 St. Louis Park Inv
Pace Project No.: 10265469

Lab ID	Sample ID	Method	Analysts	Analytes Reported
10265469001	**SSV-12**	TO-15	AH2	61

This report shall not be reproduced, except in full,
without the written consent of Pace Analytical Services, Inc..

Pace Analytical Services, Inc.
1700 Elm Street - Suite 200
Minneapolis, MN 55414
(612)607-1700

PROJECT NARRATIVE

Project: 60317420 St. Louis Park Inv
Pace Project No.: 10265469

Method: **TO-15**
Description: TO15 MSV AIR
Client: AECOM
Date: May 15, 2014

General Information:
1 sample was analyzed for TO-15. All samples were received in acceptable condition with any exceptions noted below.

Hold Time:
The samples were analyzed within the method required hold times with any exceptions noted below.

Initial Calibrations (including MS Tune as applicable):
All criteria were within method requirements with any exceptions noted below.

Continuing Calibration:
All criteria were within method requirements with any exceptions noted below.

Internal Standards:
All internal standards were within QC limits with any exceptions noted below.

Surrogates:
All surrogates were within QC limits with any exceptions noted below.

Method Blank:
All analytes were below the report limit in the method blank, where applicable, with any exceptions noted below.

Laboratory Control Spike:
All laboratory control spike compounds were within QC limits with any exceptions noted below.

Matrix Spikes:
All percent recoveries and relative percent differences (RPDs) were within acceptance criteria with any exceptions noted below.

Duplicate Sample:
All duplicate sample results were within method acceptance criteria with any exceptions noted below.

Additional Comments:

Sample Comments:

K3: The Total Hydrocarbon (THC) pattern is evenly distributed throughout the chromatogram (before and after toluene).
- SSV-12 (Lab ID: 10265469001)

Analyte Comments:

QC Batch: AIR/20218

E: Analyte concentration exceeded the calibration range. The reported result is estimated.
- DUP (Lab ID: 1677462)
  - Acetone
- SSV-12 (Lab ID: 10265469001)
  - Acetone

This report shall not be reproduced, except in full,
without the written consent of Pace Analytical Services, Inc..

Pace Analytical Services, Inc.
1700 Elm Street - Suite 200
Minneapolis, MN 55414
(612)607-1700

PROJECT NARRATIVE

Project: 60317420 St. Louis Park Inv
Pace Project No.: 10265469

Method: **TO-15**
Description: TO15 MSV AIR
Client: AECOM
Date: May 15, 2014

This data package has been reviewed for quality and completeness and is approved for release.

This report shall not be reproduced, except in full,
without the written consent of Pace Analytical Services, Inc..

Pace Analytical Services, Inc.
1700 Elm Street - Suite 200
Minneapolis, MN 55414
(612)607-1700

ANALYTICAL RESULTS

Project: 60317420 St. Louis Park Inv
Pace Project No.: 10265469

Sample: SSV-12 **Lab ID: 10265469001** Collected: 04/29/14 16:15 Received: 05/01/14 13:49 Matrix: Air

Parameters	Results	Units	Report Limit	MDL	DF	Prepared	Analyzed	CAS No.	Qual
TO15 MSV AIR	Analytical Method: TO-15								
Acetone	**162**	ug/m3	3.2	1.6	1.34		05/10/14 20:40	67-64-1	E
Benzene	**0.70**	ug/m3	0.44	0.16	1.34		05/10/14 20:40	71-43-2	
Benzyl chloride	ND	ug/m3	1.4	0.70	1.34		05/10/14 20:40	100-44-7	
Bromodichloromethane	ND	ug/m3	1.8	0.24	1.34		05/10/14 20:40	75-27-4	
Bromoform	ND	ug/m3	2.8	0.43	1.34		05/10/14 20:40	75-25-2	
Bromomethane	ND	ug/m3	1.1	0.36	1.34		05/10/14 20:40	74-83-9	
1,3-Butadiene	ND	ug/m3	0.60	0.11	1.34		05/10/14 20:40	106-99-0	
2-Butanone (MEK)	**39.4**	ug/m3	0.80	0.37	1.34		05/10/14 20:40	78-93-3	
Carbon disulfide	ND	ug/m3	0.84	0.096	1.34		05/10/14 20:40	75-15-0	
Carbon tetrachloride	ND	ug/m3	0.86	0.43	1.34		05/10/14 20:40	56-23-5	
Chlorobenzene	ND	ug/m3	1.3	0.14	1.34		05/10/14 20:40	108-90-7	
Chloroethane	ND	ug/m3	0.72	0.36	1.34		05/10/14 20:40	75-00-3	
Chloroform	ND	ug/m3	1.3	0.24	1.34		05/10/14 20:40	67-66-3	
Chloromethane	ND	ug/m3	0.56	0.26	1.34		05/10/14 20:40	74-87-3	
Cyclohexane	**1.7**	ug/m3	0.94	0.17	1.34		05/10/14 20:40	110-82-7	
Dibromochloromethane	ND	ug/m3	2.3	1.2	1.34		05/10/14 20:40	124-48-1	
1,2-Dibromoethane (EDB)	ND	ug/m3	2.1	0.31	1.34		05/10/14 20:40	106-93-4	
1,2-Dichlorobenzene	ND	ug/m3	1.6	0.19	1.34		05/10/14 20:40	95-50-1	
1,3-Dichlorobenzene	ND	ug/m3	1.6	0.31	1.34		05/10/14 20:40	541-73-1	
1,4-Dichlorobenzene	ND	ug/m3	1.6	0.27	1.34		05/10/14 20:40	106-46-7	
Dichlorodifluoromethane	**10.6**	ug/m3	1.4	0.15	1.34		05/10/14 20:40	75-71-8	
1,1-Dichloroethane	ND	ug/m3	1.1	0.19	1.34		05/10/14 20:40	75-34-3	
1,2-Dichloroethane	ND	ug/m3	0.55	0.16	1.34		05/10/14 20:40	107-06-2	
1,1-Dichloroethene	ND	ug/m3	1.1	0.14	1.34		05/10/14 20:40	75-35-4	
cis-1,2-Dichloroethene	ND	ug/m3	1.1	0.26	1.34		05/10/14 20:40	156-59-2	
trans-1,2-Dichloroethene	ND	ug/m3	1.1	0.22	1.34		05/10/14 20:40	156-60-5	
1,2-Dichloropropane	ND	ug/m3	1.3	0.20	1.34		05/10/14 20:40	78-87-5	
cis-1,3-Dichloropropene	ND	ug/m3	1.2	0.18	1.34		05/10/14 20:40	10061-01-5	
trans-1,3-Dichloropropene	ND	ug/m3	1.2	0.20	1.34		05/10/14 20:40	10061-02-6	
Dichlorotetrafluoroethane	ND	ug/m3	1.9	0.33	1.34		05/10/14 20:40	76-14-2	
Ethanol	**52.3**	ug/m3	1.3	0.42	1.34		05/10/14 20:40	64-17-5	
Ethyl acetate	**61.0**	ug/m3	0.98	0.17	1.34		05/10/14 20:40	141-78-6	
Ethylbenzene	**1.2**	ug/m3	1.2	0.24	1.34		05/10/14 20:40	100-41-4	
4-Ethyltoluene	**3.1**	ug/m3	1.3	0.23	1.34		05/10/14 20:40	622-96-8	
n-Heptane	**10.3**	ug/m3	1.1	0.22	1.34		05/10/14 20:40	142-82-5	
Hexachloro-1,3-butadiene	ND	ug/m3	7.3	0.55	1.34		05/10/14 20:40	87-68-3	
n-Hexane	**1.7**	ug/m3	0.96	0.14	1.34		05/10/14 20:40	110-54-3	
2-Hexanone	**4.4**	ug/m3	1.1	0.29	1.34		05/10/14 20:40	591-78-6	
Methylene Chloride	ND	ug/m3	4.7	0.31	1.34		05/10/14 20:40	75-09-2	
4-Methyl-2-pentanone (MIBK)	**3.5**	ug/m3	1.1	0.23	1.34		05/10/14 20:40	108-10-1	
Methyl-tert-butyl ether	ND	ug/m3	0.98	0.12	1.34		05/10/14 20:40	1634-04-4	
Naphthalene	**3.6**	ug/m3	3.6	0.35	1.34		05/10/14 20:40	91-20-3	
2-Propanol	**107**	ug/m3	1.7	0.12	1.34		05/10/14 20:40	67-63-0	
Propylene	**1.0**	ug/m3	0.47	0.15	1.34		05/10/14 20:40	115-07-1	
Styrene	ND	ug/m3	1.2	0.18	1.34		05/10/14 20:40	100-42-5	
1,1,2,2-Tetrachloroethane	ND	ug/m3	0.94	0.31	1.34		05/10/14 20:40	79-34-5	

REPORT OF LABORATORY ANALYSIS

This report shall not be reproduced, except in full,
without the written consent of Pace Analytical Services, Inc..

Pace Analytical Services, Inc.
1700 Elm Street - Suite 200
Minneapolis, MN 55414
(612)607-1700

ANALYTICAL RESULTS

Project: 60317420 St. Louis Park Inv
Pace Project No.: 10265469

Sample: SSV-12 **Lab ID: 10265469001** Collected: 04/29/14 16:15 Received: 05/01/14 13:49 Matrix: Air

Parameters	Results	Units	Report Limit	MDL	DF	Prepared	Analyzed	CAS No.	Qual
TO15 MSV AIR	Analytical Method: TO-15								
Tetrachloroethene	**6.2**	ug/m3	0.92	0.25	1.34		05/10/14 20:40	127-18-4	
Tetrahydrofuran	ND	ug/m3	0.80	0.19	1.34		05/10/14 20:40	109-99-9	
Toluene	**4.3**	ug/m3	1.0	0.18	1.34		05/10/14 20:40	108-88-3	
1,2,4-Trichlorobenzene	ND	ug/m3	2.0	0.49	1.34		05/10/14 20:40	120-82-1	
1,1,1-Trichloroethane	ND	ug/m3	1.5	0.19	1.34		05/10/14 20:40	71-55-6	
1,1,2-Trichloroethane	ND	ug/m3	0.74	0.33	1.34		05/10/14 20:40	79-00-5	
Trichloroethene	ND	ug/m3	0.74	0.24	1.34		05/10/14 20:40	79-01-6	
Trichlorofluoromethane	ND	ug/m3	1.5	0.18	1.34		05/10/14 20:40	75-69-4	
1,1,2-Trichlorotrifluoroethane	ND	ug/m3	2.1	0.21	1.34		05/10/14 20:40	76-13-1	
1,2,4-Trimethylbenzene	**14.9**	ug/m3	1.3	0.16	1.34		05/10/14 20:40	95-63-6	
1,3,5-Trimethylbenzene	**6.2**	ug/m3	1.3	0.28	1.34		05/10/14 20:40	108-67-8	
Vinyl acetate	ND	ug/m3	0.96	0.47	1.34		05/10/14 20:40	108-05-4	
Vinyl chloride	ND	ug/m3	0.35	0.12	1.34		05/10/14 20:40	75-01-4	
m&p-Xylene	**4.5**	ug/m3	2.4	0.19	1.34		05/10/14 20:40	179601-23-1	
o-Xylene	**2.0**	ug/m3	1.2	0.59	1.34		05/10/14 20:40	95-47-6	

REPORT OF LABORATORY ANALYSIS

This report shall not be reproduced, except in full,
without the written consent of Pace Analytical Services, Inc..

Pace Analytical Services, Inc.
1700 Elm Street - Suite 200
Minneapolis, MN 55414
(612)607-1700

QUALITY CONTROL DATA

Project: 60317420 St. Louis Park Inv
Pace Project No.: 10265469

QC Batch: AIR/20218
QC Batch Method: TO-15
Analysis Method: TO-15
Analysis Description: TO15 MSV AIR Low Level
Associated Lab Samples: 10265469001

METHOD BLANK: 1677459
Matrix: Air
Associated Lab Samples: 10265469001

Parameter	Units	Blank Result	Reporting Limit	Analyzed	Qualifiers
1,1,1-Trichloroethane	ug/m3	ND	1.1	05/10/14 13:25	
1,1,2,2-Tetrachloroethane	ug/m3	ND	0.70	05/10/14 13:25	
1,1,2-Trichloroethane	ug/m3	ND	0.55	05/10/14 13:25	
1,1,2-Trichlorotrifluoroethane	ug/m3	ND	1.6	05/10/14 13:25	
1,1-Dichloroethane	ug/m3	ND	0.82	05/10/14 13:25	
1,1-Dichloroethene	ug/m3	ND	0.81	05/10/14 13:25	
1,2,4-Trichlorobenzene	ug/m3	ND	1.5	05/10/14 13:25	
1,2,4-Trimethylbenzene	ug/m3	ND	1.0	05/10/14 13:25	
1,2-Dibromoethane (EDB)	ug/m3	ND	1.6	05/10/14 13:25	
1,2-Dichlorobenzene	ug/m3	ND	1.2	05/10/14 13:25	
1,2-Dichloroethane	ug/m3	ND	0.41	05/10/14 13:25	
1,2-Dichloropropane	ug/m3	ND	0.94	05/10/14 13:25	
1,3,5-Trimethylbenzene	ug/m3	ND	1.0	05/10/14 13:25	
1,3-Butadiene	ug/m3	ND	0.45	05/10/14 13:25	
1,3-Dichlorobenzene	ug/m3	ND	1.2	05/10/14 13:25	
1,4-Dichlorobenzene	ug/m3	ND	1.2	05/10/14 13:25	
2-Butanone (MEK)	ug/m3	ND	0.60	05/10/14 13:25	
2-Hexanone	ug/m3	ND	0.83	05/10/14 13:25	
2-Propanol	ug/m3	ND	1.2	05/10/14 13:25	
4-Ethyltoluene	ug/m3	ND	1.0	05/10/14 13:25	
4-Methyl-2-pentanone (MIBK)	ug/m3	ND	0.83	05/10/14 13:25	
Acetone	ug/m3	ND	2.4	05/10/14 13:25	
Benzene	ug/m3	ND	0.32	05/10/14 13:25	
Benzyl chloride	ug/m3	ND	1.0	05/10/14 13:25	
Bromodichloromethane	ug/m3	ND	1.4	05/10/14 13:25	
Bromoform	ug/m3	ND	2.1	05/10/14 13:25	
Bromomethane	ug/m3	ND	0.79	05/10/14 13:25	
Carbon disulfide	ug/m3	ND	0.63	05/10/14 13:25	
Carbon tetrachloride	ug/m3	ND	0.64	05/10/14 13:25	
Chlorobenzene	ug/m3	ND	0.94	05/10/14 13:25	
Chloroethane	ug/m3	ND	0.54	05/10/14 13:25	
Chloroform	ug/m3	ND	0.99	05/10/14 13:25	
Chloromethane	ug/m3	ND	0.42	05/10/14 13:25	
cis-1,2-Dichloroethene	ug/m3	ND	0.81	05/10/14 13:25	
cis-1,3-Dichloropropene	ug/m3	ND	0.92	05/10/14 13:25	
Cyclohexane	ug/m3	ND	0.70	05/10/14 13:25	
Dibromochloromethane	ug/m3	ND	1.7	05/10/14 13:25	
Dichlorodifluoromethane	ug/m3	ND	1.0	05/10/14 13:25	
Dichlorotetrafluoroethane	ug/m3	ND	1.4	05/10/14 13:25	
Ethanol	ug/m3	ND	0.96	05/10/14 13:25	
Ethyl acetate	ug/m3	ND	0.73	05/10/14 13:25	
Ethylbenzene	ug/m3	ND	0.88	05/10/14 13:25	
Hexachloro-1,3-butadiene	ug/m3	ND	5.4	05/10/14 13:25	

REPORT OF LABORATORY ANALYSIS

This report shall not be reproduced, except in full,
without the written consent of Pace Analytical Services, Inc..

Pace Analytical Services, Inc.
1700 Elm Street - Suite 200
Minneapolis, MN 55414
(612)607-1700

QUALITY CONTROL DATA

Project: 60317420 St. Louis Park Inv
Pace Project No.: 10265469

METHOD BLANK: 1677459 Matrix: Air
Associated Lab Samples: 10265469001

Parameter	Units	Blank Result	Reporting Limit	Analyzed	Qualifiers
m&p-Xylene	ug/m3	ND	1.8	05/10/14 13:25	
Methyl-tert-butyl ether	ug/m3	ND	0.73	05/10/14 13:25	
Methylene Chloride	ug/m3	ND	3.5	05/10/14 13:25	
n-Heptane	ug/m3	ND	0.83	05/10/14 13:25	
n-Hexane	ug/m3	ND	0.72	05/10/14 13:25	
Naphthalene	ug/m3	ND	2.7	05/10/14 13:25	
o-Xylene	ug/m3	ND	0.88	05/10/14 13:25	
Propylene	ug/m3	ND	0.35	05/10/14 13:25	
Styrene	ug/m3	ND	0.87	05/10/14 13:25	
Tetrachloroethene	ug/m3	ND	0.69	05/10/14 13:25	
Tetrahydrofuran	ug/m3	ND	0.60	05/10/14 13:25	
Toluene	ug/m3	ND	0.77	05/10/14 13:25	
trans-1,2-Dichloroethene	ug/m3	ND	0.81	05/10/14 13:25	
trans-1,3-Dichloropropene	ug/m3	ND	0.92	05/10/14 13:25	
Trichloroethene	ug/m3	ND	0.55	05/10/14 13:25	
Trichlorofluoromethane	ug/m3	ND	1.1	05/10/14 13:25	
Vinyl acetate	ug/m3	ND	0.72	05/10/14 13:25	
Vinyl chloride	ug/m3	ND	0.26	05/10/14 13:25	

LABORATORY CONTROL SAMPLE: 1677460

Parameter	Units	Spike Conc.	LCS Result	LCS % Rec	% Rec Limits	Qualifiers
1,1,1-Trichloroethane	ug/m3	55.5	56.8	102	72-128	
1,1,2,2-Tetrachloroethane	ug/m3	69.8	61.5	88	72-136	
1,1,2-Trichloroethane	ug/m3	55.5	52.4	94	72-130	
1,1,2-Trichlorotrifluoroethane	ug/m3	77.9	77.2	99	68-126	
1,1-Dichloroethane	ug/m3	41.2	41.0	100	68-128	
1,1-Dichloroethene	ug/m3	40.3	43.4	108	68-130	
1,2,4-Trichlorobenzene	ug/m3	75.5	68.3	90	30-150	
1,2,4-Trimethylbenzene	ug/m3	50	50.7	101	71-140	
1,2-Dibromoethane (EDB)	ug/m3	78.1	74.8	96	73-136	
1,2-Dichlorobenzene	ug/m3	61.2	56.5	92	63-150	
1,2-Dichloroethane	ug/m3	41.2	41.4	101	71-132	
1,2-Dichloropropane	ug/m3	47	48.8	104	72-130	
1,3,5-Trimethylbenzene	ug/m3	50	49.9	100	73-136	
1,3-Butadiene	ug/m3	22.5	24.4	108	72-130	
1,3-Dichlorobenzene	ug/m3	61.2	55.3	90	69-142	
1,4-Dichlorobenzene	ug/m3	61.2	65.3	107	65-142	
2-Butanone (MEK)	ug/m3	30	34.5	115	71-135	
2-Hexanone	ug/m3	41.7	47.6	114	75-133	
2-Propanol	ug/m3	25	24.2	97	68-135	
4-Ethyltoluene	ug/m3	50	50.5	101	73-134	
4-Methyl-2-pentanone (MIBK)	ug/m3	41.7	42.7	102	72-137	
Acetone	ug/m3	24.2	26.6	110	68-136	
Benzene	ug/m3	32.5	34.3	106	69-134	

REPORT OF LABORATORY ANALYSIS

This report shall not be reproduced, except in full,
without the written consent of Pace Analytical Services, Inc..

Pace Analytical Services, Inc.
1700 Elm Street - Suite 200
Minneapolis, MN 55414
(612)607-1700

QUALITY CONTROL DATA

Project: 60317420 St. Louis Park Inv
Pace Project No.: 10265469

LABORATORY CONTROL SAMPLE: 1677460

Parameter	Units	Spike Conc.	LCS Result	LCS % Rec	% Rec Limits	Qualifiers
Benzyl chloride	ug/m3	52.5	48.7	93	71-136	
Bromodichloromethane	ug/m3	68.2	66.9	98	74-129	
Bromoform	ug/m3	105	100	95	69-138	
Bromomethane	ug/m3	39.5	41.2	104	68-127	
Carbon disulfide	ug/m3	31.7	31.2	99	68-130	
Carbon tetrachloride	ug/m3	64	70.5	110	66-134	
Chlorobenzene	ug/m3	46.8	47.7	102	72-137	
Chloroethane	ug/m3	26.8	27.5	102	69-128	
Chloroform	ug/m3	49.7	49.3	99	72-127	
Chloromethane	ug/m3	21	20.5	98	69-125	
cis-1,2-Dichloroethene	ug/m3	40.3	40.7	101	71-135	
cis-1,3-Dichloropropene	ug/m3	46.2	45.8	99	74-134	
Cyclohexane	ug/m3	35	32.6	93	72-130	
Dibromochloromethane	ug/m3	86.6	83.9	97	73-133	
Dichlorodifluoromethane	ug/m3	50.3	50.6	101	69-125	
Dichlorotetrafluoroethane	ug/m3	71.1	73.8	104	68-128	
Ethanol	ug/m3	19.2	20.7	108	70-134	
Ethyl acetate	ug/m3	36.6	35.4	97	71-134	
Ethylbenzene	ug/m3	44.2	43.0	97	73-139	
Hexachloro-1,3-butadiene	ug/m3	108	119	110	30-150	
m&p-Xylene	ug/m3	44.2	42.5	96	73-139	
Methyl-tert-butyl ether	ug/m3	36.7	38.4	105	72-132	
Methylene Chloride	ug/m3	35.3	32.8	93	64-134	
n-Heptane	ug/m3	41.7	41.5	100	70-130	
n-Hexane	ug/m3	35.8	35.1	98	69-128	
Naphthalene	ug/m3	53.3	54.0	101	61-150	
o-Xylene	ug/m3	44.2	45.0	102	71-138	
Propylene	ug/m3	17.5	17.1	98	69-133	
Styrene	ug/m3	43.3	45.7	105	74-136	
Tetrachloroethene	ug/m3	69	72.8	106	69-136	
Tetrahydrofuran	ug/m3	30	33.1	110	73-131	
Toluene	ug/m3	38.3	34.7	90	67-133	
trans-1,2-Dichloroethene	ug/m3	40.3	43.9	109	70-131	
trans-1,3-Dichloropropene	ug/m3	46.2	48.1	104	72-135	
Trichloroethene	ug/m3	54.6	52.1	95	70-135	
Trichlorofluoromethane	ug/m3	57.1	59.6	104	67-125	
Vinyl acetate	ug/m3	35.8	39.1	109	72-133	
Vinyl chloride	ug/m3	26	28.4	109	69-132	

SAMPLE DUPLICATE: 1677462

Parameter	Units	10265469001 Result	Dup Result	RPD	Max RPD	Qualifiers
1,1,1-Trichloroethane	ug/m3	ND	ND		25	
1,1,2,2-Tetrachloroethane	ug/m3	ND	ND		25	
1,1,2-Trichloroethane	ug/m3	ND	ND		25	
1,1,2-Trichlorotrifluoroethane	ug/m3	ND	ND		25	
1,1-Dichloroethane	ug/m3	ND	ND		25	

REPORT OF LABORATORY ANALYSIS

This report shall not be reproduced, except in full,
without the written consent of Pace Analytical Services, Inc..

Pace Analytical Services, Inc.
1700 Elm Street - Suite 200
Minneapolis, MN 55414
(612)607-1700

QUALITY CONTROL DATA

Project: 60317420 St. Louis Park Inv
Pace Project No.: 10265469

SAMPLE DUPLICATE: 1677462

Parameter	Units	10265469001 Result	Dup Result	RPD	Max RPD	Qualifiers
1,1-Dichloroethene	ug/m3	ND	ND		25	
1,2,4-Trichlorobenzene	ug/m3	ND	ND		25	
1,2,4-Trimethylbenzene	ug/m3	14.9	14.7	2	25	
1,2-Dibromoethane (EDB)	ug/m3	ND	ND		25	
1,2-Dichlorobenzene	ug/m3	ND	ND		25	
1,2-Dichloroethane	ug/m3	ND	ND		25	
1,2-Dichloropropane	ug/m3	ND	ND		25	
1,3,5-Trimethylbenzene	ug/m3	6.2	6.0	3	25	
1,3-Butadiene	ug/m3	ND	ND		25	
1,3-Dichlorobenzene	ug/m3	ND	ND		25	
1,4-Dichlorobenzene	ug/m3	ND	ND		25	
2-Butanone (MEK)	ug/m3	39.4	36.1	9	25	
2-Hexanone	ug/m3	4.4	4.0	11	25	
2-Propanol	ug/m3	107	102	4	25	
4-Ethyltoluene	ug/m3	3.1	3.1	1	25	
4-Methyl-2-pentanone (MIBK)	ug/m3	3.5	3.1	12	25	
Acetone	ug/m3	162	150	7	25	E
Benzene	ug/m3	0.70	0.74	5	25	
Benzyl chloride	ug/m3	ND	ND		25	
Bromodichloromethane	ug/m3	ND	ND		25	
Bromoform	ug/m3	ND	ND		25	
Bromomethane	ug/m3	ND	ND		25	
Carbon disulfide	ug/m3	ND	ND		25	
Carbon tetrachloride	ug/m3	ND	ND		25	
Chlorobenzene	ug/m3	ND	ND		25	
Chloroethane	ug/m3	ND	ND		25	
Chloroform	ug/m3	ND	ND		25	
Chloromethane	ug/m3	ND	ND		25	
cis-1,2-Dichloroethene	ug/m3	ND	ND		25	
cis-1,3-Dichloropropene	ug/m3	ND	ND		25	
Cyclohexane	ug/m3	1.7	1.5	14	25	
Dibromochloromethane	ug/m3	ND	ND		25	
Dichlorodifluoromethane	ug/m3	10.6	9.6	10	25	
Dichlorotetrafluoroethane	ug/m3	ND	ND		25	
Ethanol	ug/m3	52.3	49.6	5	25	
Ethyl acetate	ug/m3	61.0	57.2	7	25	
Ethylbenzene	ug/m3	1.2	1.1J		25	
Hexachloro-1,3-butadiene	ug/m3	ND	ND		25	
m&p-Xylene	ug/m3	4.5	4.1	9	25	
Methyl-tert-butyl ether	ug/m3	ND	ND		25	
Methylene Chloride	ug/m3	ND	1.1J		25	
n-Heptane	ug/m3	10.3	10.1	2	25	
n-Hexane	ug/m3	1.7	1.8	2	25	
Naphthalene	ug/m3	3.6	3.6	.2	25	
o-Xylene	ug/m3	2.0	1.8	7	25	
Propylene	ug/m3	1.0	0.89	12	25	
Styrene	ug/m3	ND	ND		25	
Tetrachloroethene	ug/m3	6.2	5.8	8	25	

REPORT OF LABORATORY ANALYSIS

This report shall not be reproduced, except in full,
without the written consent of Pace Analytical Services, Inc..

Pace Analytical Services, Inc.
1700 Elm Street - Suite 200
Minneapolis, MN 55414
(612)607-1700

QUALITY CONTROL DATA

Project: 60317420 St. Louis Park Inv
Pace Project No.: 10265469

SAMPLE DUPLICATE: 1677462

Parameter	Units	10265469001 Result	Dup Result	RPD	Max RPD	Qualifiers
Tetrahydrofuran	ug/m3	ND	ND		25	
Toluene	ug/m3	4.3	4.3	.2	25	
trans-1,2-Dichloroethene	ug/m3	ND	ND		25	
trans-1,3-Dichloropropene	ug/m3	ND	ND		25	
Trichloroethene	ug/m3	ND	ND		25	
Trichlorofluoromethane	ug/m3	ND	ND		25	
Vinyl acetate	ug/m3	ND	ND		25	
Vinyl chloride	ug/m3	ND	ND		25	

This report shall not be reproduced, except in full,
without the written consent of Pace Analytical Services, Inc..

Pace Analytical Services, Inc.
1700 Elm Street - Suite 200
Minneapolis, MN 55414
(612)607-1700

QUALIFIERS

Project: 60317420 St. Louis Park Inv
Pace Project No.: 10265469

DEFINITIONS

DF - Dilution Factor, if reported, represents the factor applied to the reported data due to changes in sample preparation, dilution of the sample aliquot, or moisture content.

ND - Not Detected at or above adjusted reporting limit.

J - Estimated concentration above the adjusted method detection limit and below the adjusted reporting limit.

MDL - Adjusted Method Detection Limit.

PRL - Pace Reporting Limit.

RL - Reporting Limit.

S - Surrogate

1,2-Diphenylhydrazine (8270 listed analyte) decomposes to Azobenzene.

Consistent with EPA guidelines, unrounded data are displayed and have been used to calculate % recovery and RPD values.

LCS(D) - Laboratory Control Sample (Duplicate)

MS(D) - Matrix Spike (Duplicate)

DUP - Sample Duplicate

RPD - Relative Percent Difference

NC - Not Calculable.

SG - Silica Gel - Clean-Up

U - Indicates the compound was analyzed for, but not detected.

N-Nitrosodiphenylamine decomposes and cannot be separated from Diphenylamine using Method 8270. The result reported for each analyte is a combined concentration.

Pace Analytical is TNI accredited. Contact your Pace PM for the current list of accredited analytes.

TNI - The NELAC Institute.

SAMPLE QUALIFIERS

Sample: 10265469001

[1] The Total Hydrocarbon (THC) pattern is evenly distributed throughout the chromatogram (before and after toluene).

ANALYTE QUALIFIERS

E Analyte concentration exceeded the calibration range. The reported result is estimated.

This report shall not be reproduced, except in full,
without the written consent of Pace Analytical Services, Inc..

Pace Analytical Services, Inc.
1700 Elm Street - Suite 200
Minneapolis, MN 55414
(612)607-1700

QUALITY CONTROL DATA CROSS REFERENCE TABLE

Project: 60317420 St. Louis Park Inv
Pace Project No.: 10265469

Lab ID	Sample ID	QC Batch Method	QC Batch	Analytical Method	Analytical Batch
10265469001	**SSV-12**	TO-15	AIR/20218		

This report shall not be reproduced, except in full,
without the written consent of Pace Analytical Services, Inc..

10265469

Pace Analytical®
www.pacelabs.com

AIR: CHAIN-OF-CUSTODY / Analytical Request Document

The Chain-of-Custody is a LEGAL DOCUMENT. All relevant fields must be completed accurately.

14981

Page: 1 of 1

Section A Required Client Information:

Company: AECOM
Address: 300 La Salle Ave S. Ste 500
Minneapolis, MN 55402
Email To: Tony.coryell@aecom.com
Phone: 612-376-2200 Fax:
Requested Due Date/TAT: std

Section B Required Project Information:

Report To: Tony Coryell
Copy To:
Purchase Order No.:
Project Name: St. Louis Park Inn.
Project Number: 60317420

Section C Invoice Information:

Attention: Same
Company Name:
Address:
Pace Quote Reference:
Pace Project Manager/Sales Rep. Carol Doug
Pace Profile #:

Program: UST | Superfund | Emissions | Clean Air Act | Voluntary Clean Up | Dry Clean | RCRA | Other

Location of Sampling by State: MN

Reporting Units: ug/m³ ___ mg/m³ ___ PPBV ___ PPMV ___ Other ___

Report Level II.___ III.___ IV.___ Other___

'Section D Required Client Information

AIR SAMPLE ID
Sample IDs MUST BE UNIQUE

Valid Media Codes

MEDIA	CODE
Tedlar Bag	TB
1 Liter Summa Can	1LC
6 Liter Summa Can	6LC
Low Volume Puff	LVP
High Volume Puff	HVP
Other	PM10

ITEM #	AIR SAMPLE ID	MEDIA CODE	PID Reading (Client only)	COLLECTED COMPOSITE START END/GRAB DATE	COLLECTED COMPOSITE START END/GRAB TIME	COLLECTED COMPOSITE - DATE	COLLECTED COMPOSITE - TIME	Canister Pressure (Initial Field - psig)	Canister Pressure (Final Field - psig)	Summa Can Number	Flow Control Number	Method: PM10	3C- Fixed Gas (%)	TO-3	TO-3M (Methane)	TO-4 (PCBs)	TO-13 (PAH)	TO-14	TO-15	TO15 Short List*	Pace Lab ID
1	SSV-12	AK		4-29-14	1520	4-29-14	1615	-22	-1	0519								4			001
2																					
3																					
4																					
5																					
6																					
7																					
8																					
9																					
10																					
11																					
12																					

Comments :

RELINQUISHED BY / AFFILIATION	DATE	TIME	ACCEPTED BY / AFFILIATION	DATE	TIME
Ben Klaus / AECOM	5-1-14	1349	[signature] AECOM	5/1/14	1349

SAMPLE CONDITIONS			
Amb	Y/N	Y/N	Y/N
	Y/N	Y/N	Y/N
	Y/N	Y/N	Y/N
	Y/N	Y/N	Y/N
Temp in °C	Received on Ice	Custody Sealed Cooler	Samples Intact

SAMPLER NAME AND SIGNATURE

PRINT Name of SAMPLER: Ben Klaus

SIGNATURE of SAMPLER: [signature] DATE Signed (MM / DD / YY): 5-1-14

ORIGINAL

Pace Analytical®	Document Name: Air Sample Condition Upon Receipt	Document Revised: 26Dec2013 Page 1 of 1
	Document No.: F-MN-A-106-rev.09	Issuing Authority: Pace Minnesota Quality Office

Air Sample Condition Upon Receipt

Client Name: Aecom

Project #: WO# : 10265469

10265469

Courier: ☐ Fed Ex ☐ UPS ☐ USPS ☒ Client ☐ Commercial ☐ Pace ☐ Other: _____

Tracking Number: _____

Custody Seal on Cooler/Box Present? ☐ Yes ☒ No **Seals Intact?** ☐ Yes ☒ No

Optional: Proj. Due Date: Proj. Name:

Packing Material: ☐ Bubble Wrap ☐ Bubble Bags ☒ Foam ☐ None ☐ Other: _____ **Temp Blank rec:** ☐ Yes ☒ No

Temp. (TO17 and TO13 samples only) (°C): — **Corrected Temp (°C):** — **Thermom. Used:** ☐ B88A912167504 ☐ B88A9132521491 ☐ 72337080 ☐ 80512447

Temp should be above freezing to 6°C **Correction Factor:** —

Date & Initials of Person Examining Contents: BY 5/14 5/14

Type of ice Received ☐ Blue ☐ Wet ☒ None

				Comments:
Chain of Custody Present?	☒ Yes	☐ No	☐ N/A	1.
Chain of Custody Filled Out?	☒ Yes	☐ No	☐ N/A	2.
Chain of Custody Relinquished?	☒ Yes	☐ No	☐ N/A	3.
Sampler Name and/or Signature on COC?	☒ Yes	☐ No	☐ N/A	4.
Samples Arrived within Hold Time?	☒ Yes	☐ No	☐ N/A	5.
Short Hold Time Analysis (<72 hr)?	☐ Yes	☒ No	☐ N/A	6.
Rush Turn Around Time Requested?	☐ Yes	☒ No	☐ N/A	7.
Sufficient Volume?	☒ Yes	☐ No	☐ N/A	8.
Correct Containers Used?	☒ Yes	☐ No	☐ N/A	9.
-Pace Containers Used?	☒ Yes	☐ No	☐ N/A	
Containers Intact?	☒ Yes	☐ No	☐ N/A	10.
Media: air can				11.
Sample Labels Match COC?	☒ Yes	☐ No	☐ N/A	12.

Samples Received:

Canisters		Flow Controllers		Stand Alone G	
Sample Number	Can ID	Sample Number	Can ID	Sample Number	Can ID
SSV-12	0519	(	0966		

CLIENT NOTIFICATION/RESOLUTION **Field Data Required?** ☐ Yes ☐ No

Person Contacted: _____ Date/Time: _____

Comments/Resolution: _____

Project Manager Review: QPD **Date:** 5-2-14

Note: Whenever there is a discrepancy affecting North Carolina compliance samples, a copy of this form will be sent to the North Carolina DEHNR Certification Office (i.e out of hold, incorrect preservative, out of temp, incorrect containers)

Data File: \\192.168.10.12\chem\10airB.i\051014.b\13029.D
Report Date: 12-May-2014 17:57

Pace Analytical Services, Inc.

TENTATIVELY IDENTIFIED COMPOUNDS

Client Name:
Lab Smp Id: 10265469001
Operator : AH2
Sample Location:
Sample Matrix: AIR
Analysis Type: VOA
Inj Date: 10-MAY-2014 20:40

Client SDG: 051014.b

Sample Date:
Sample Point:
Date Received:
Level: LOW

Number TICs found: 9

CONCENTRATION UNITS:
(ug/L or ug/KG) ppbv

	CAS NUMBER	COMPOUND NAME	RT	EST. CONC.	Q
1.		Unknown	2.606	0.0697	J
2.	1066-40-6	Silanol, trimethyl-	5.293	3.32	NJ
3.		Unknown	8.540	15.2	J
4.	556-67-2	Cyclotetrasiloxane, octamet	11.405	30.6	NJ
5.	934-80-5	Benzene, 4-ethyl-1,2-dimeth	13.167	6.67	NJ
6.	527-84-4	Benzene, 1-methyl-2-(1-meth	14.069	6.10	NJ
7.		Unknown	14.186	1.63	J
8.		Unknown	14.438	1.68	J
9.	934-80-5	Benzene, 4-ethyl-1,2-dimeth	14.530	2.05	NJ

Data File: \\192.168.10.12\chem\10airB.i\051014.b\13029.D
Report Date: 12-May-2014 17:57

Pace Analytical Services, Inc.

TO15 Analysis (UNIX)

Data file : \\192.168.10.12\chem\10airB.i\051014.b\13029.D
Lab Smp Id: 10265469001
Inj Date : 10-MAY-2014 20:40
Operator : AH2 Inst ID: 10airB.i
Smp Info :
Misc Info : 20218
Comment : Volatile Organic COMPOUNDS in Air
Method : \\192.168.10.12\chem\10airB.i\051014.b\TO15_124-14_Markes.m
Meth Date : 12-May-2014 17:55 ahamilton Quant Type: ISTD
Cal Date : 04-MAY-2014 15:16 Cal File: 12413.D
Als bottle: 29
Dil Factor: 1.34000
Integrator: HP RTE Compound Sublist: all.sub
Target Version: 4.14

Concentration Formula: Amt * DF * Uf * CpndVariable

Name	Value	Description
DF	1.340	Dilution Factor
Uf	1.000	ng unit correction factor
Cpnd Variable		Local Compound Variable

	COMPOUND	RT	AREA	AMOUNT
1	Propylene	2.998	4448256	0.429
26	n-Hexane	5.040	60342	0.358
52	Toluene	8.372	70541	0.846
68	N-Propylbenzene	11.779	7801	0.134
77	1,2,3-Trimethylbenzene	12.897	161801	1.690
83	Naphthalene	15.346	92074	0.509

	CONCENTRATIONS				QUANT		
RT	AREA	ON-COL(ppbv)	FINAL(ppbv)	QUAL	LIBRARY	LIB ENTRY	CPND #
Unknown				CAS #:			
2.606	538734	0.05201682	0.0697	0		0	1
Silanol, trimethyl-				CAS #: 1066-40-6			
5.293	418607	2.48205770	3.32	91	NIST05.L	2199	26
Unknown				CAS #:			
8.540	949044	11.3821545	15.2	0		0	52

Data File: \\192.168.10.12\chem\10airB.i\051014.b\13029.D
Report Date: 12-May-2014 17:57

RT	AREA	CONCENTRATIONS ON-COL(ppbv)	FINAL(ppbv)	QUAL	QUANT LIBRARY	LIB ENTRY	CPND #
Cyclotetrasiloxane, octamethyl-				CAS #: 556-67-2			
11.405	1332082	22.8720737	30.6	90	NIST05.L	122480	68
Benzene, 4-ethyl-1,2-dimethyl-				CAS #: 934-80-5			
13.167	476319	4.97602550	6.67	95	NIST05.L	14401	77
Benzene, 1-methyl-2-(1-methylethyl)-				CAS #: 527-84-4			
14.069	435742	4.55213298	6.10	97	NIST05.L	14430	77
Unknown				CAS #:			
14.186	220249	1.21784430	1.63	0		0	83
Unknown				CAS #:			
14.438	226899	1.25461487	1.68	0		0	83
Benzene, 4-ethyl-1,2-dimethyl-				CAS #: 934-80-5			
14.530	276752	1.53026961	2.05	95	NIST05.L	14401	83

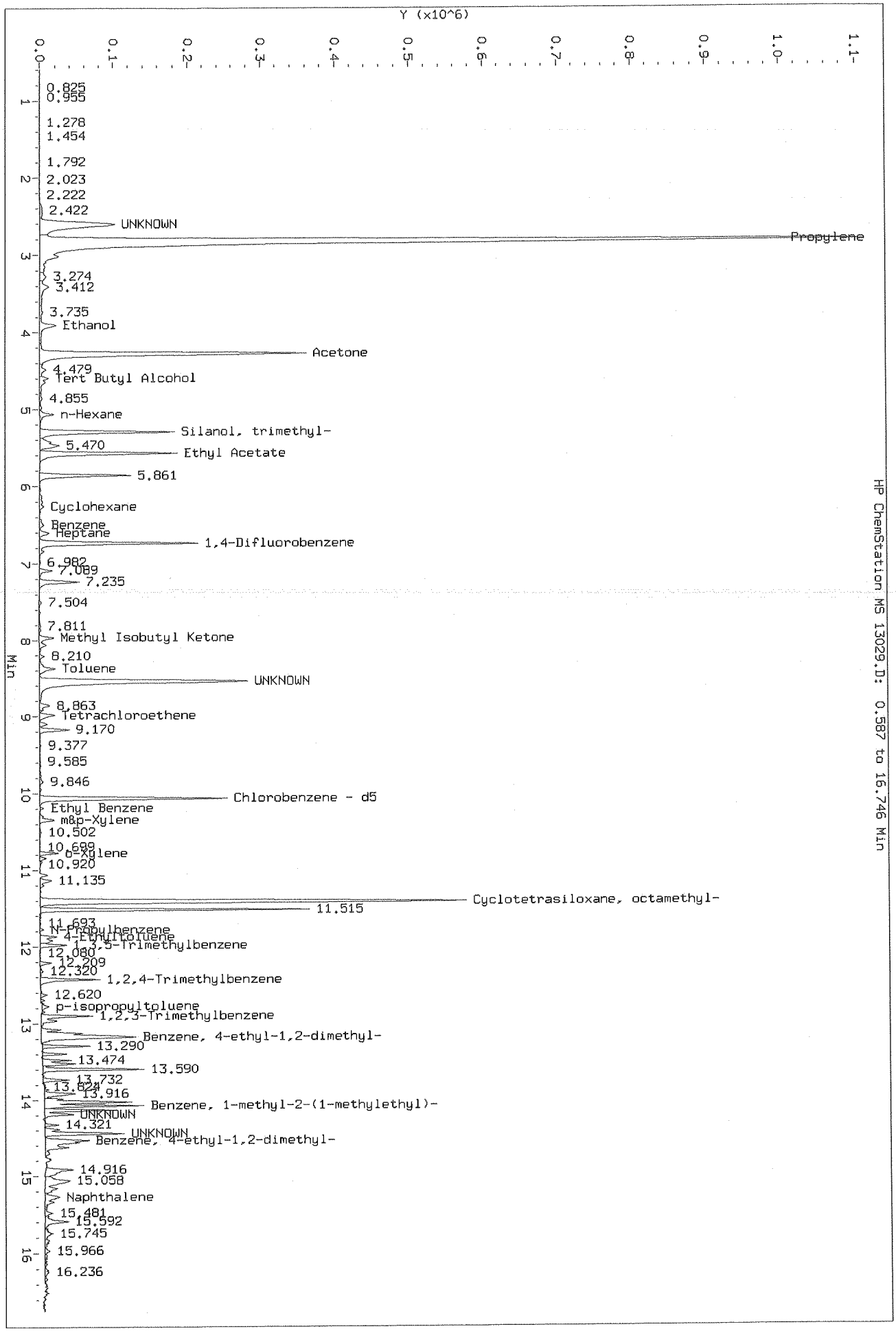
Data File: \\192.168.10.12\chem\10airB.i\051014.b\13029.D
Injection Date: 10-MAY-2014 20:40
Instrument: 10airB.i
Client Sample ID:
HP ChemStation MS 13029.D: 0.587 to 16.746 Min
Y (x10^6)
Min
0.825
0.955
1.278
1.454
1.792
2.023
2.222
2.422
UNKNOWN
Propylene
3.274
3.412
3.735
Ethanol
Acetone
4.479
Tert Butyl Alcohol
4.855
n-Hexane
Silanol, trimethyl-
5.470
Ethyl Acetate
5.861
Cyclohexane
Benzene
Heptane
1,4-Difluorobenzene
6.982
7.089
7.235
7.504
7.811
Methyl Isobutyl Ketone
8.210
Toluene
UNKNOWN
8.863
Tetrachloroethene
9.170
9.377
9.585
9.846
Chlorobenzene - d5
Ethyl Benzene
m&p-Xylene
10.502
10.698
o-Xylene
10.920
11.135
Cyclotetrasiloxane, octamethyl-
11.515
11.693
N-propylbenzene
4-Ethyltoluene
1,3,5-Trimethylbenzene
12.080
12.209
12.320
1,2,4-Trimethylbenzene
12.620
p-isopropyltoluene
1,2,3-Trimethylbenzene
Benzene, 4-ethyl-1,2-dimethyl-
13.290
13.474
13.590
13.732
13.824
13.916
Benzene, 1-methyl-2-(1-methylethyl)-
UNKNOWN
14.321
UNKNOWN
Benzene, 4-ethyl-1,2-dimethyl-
14.916
15.058
Naphthalene
15.481
15.592
15.745
15.966
16.236

Pace Analytical Services, Inc.
1700 Elm Street - Suite 200
Minneapolis, MN 55414
(612)607-1700

May 08, 2014

Tony Coryell
AECOM
800 LaSalle Avenue
Minneapolis, MN 55402

RE: Project: 60317420 St. Louis Park Inv.
Pace Project No.: 10264446

Dear Tony Coryell:
Enclosed are the analytical results for sample(s) received by the laboratory on April 23, 2014. The results relate only to the samples included in this report. Results reported herein conform to the most current TNI standards and the laboratory's Quality Assurance Manual, where applicable, unless otherwise noted in the body of the report.

If you have any questions concerning this report, please feel free to contact me.

Sincerely,

Carol Davy
carol.davy@pacelabs.com
Project Manager

Enclosures

This report shall not be reproduced, except in full,
without the written consent of Pace Analytical Services, Inc..

Pace Analytical Services, Inc.
1700 Elm Street - Suite 200
Minneapolis, MN 55414
(612)607-1700

CERTIFICATIONS

Project: 60317420 St. Louis Park Inv.
Pace Project No.: 10264446

Minnesota Certification IDs

1700 Elm Street SE Suite 200, Minneapolis, MN 55414
A2LA Certification #: 2926.01
Alabama Certification #40770
Alabama Certification #40770
Alaska Certification #: UST-078
Alaska Certification #MN00064
Arizona Certification #: AZ-0014
Arkansas Certification #: 88-0680
California Certification #: 01155CA
Colorado Certification #Pace
Connecticut Certification #: PH-0256
EPA Region 8 Certification #: 8TMS-L
Florida/NELAP Certification #: E87605
Guam Certification #: Pace
Georgia Certification #: 959
Idaho Certification #: MN00064
Hawaii Certification #MN00064
Illinois Certification #: 200011
Indiana Certification#C-MN-01
Iowa Certification #: 368
Kansas Certification #: E-10167
Kentucky Dept of Envi. Protection - DW #90062
Kentucky Dept of Envi. Protection - WW #:90062
Louisiana DEQ Certification #: 3086
Louisiana DHH #: LA140001
Maine Certification #: 2013011
Maryland Certification #: 322
Michigan DEPH Certification #: 9909
Minnesota Certification #: 027-053-137
Mississippi Certification #: Pace
Montana Certification #: MT0092
Nebraska Certification #: Pace
New York Certification #: 11647
North Carolina Certification #: 530
North Carolina State Public Health #: 27700
North Dakota Certification #: R-036
Ohio EPA #: 4150
Ohio VAP Certification #: CL101
Oklahoma Certification #: 9507
Oregon Certification #: MN200001
Oregon Certification #: MN300001
Pennsylvania Certification #: 68-00563
Puerto Rico Certification
Saipan (CNMI) #:MP0003
South Carolina #:74003001
Texas Certification #: T104704192
Tennessee Certification #: 02818
Utah Certification #: MN000642013-4
Virginia DGS Certification #: 251
Virginia/VELAP Certification #: Pace
Washington Certification #: C486
Wisconsin Certification #: 999407970
West Virginia Certification #: 382
West Virginia TO-15 Approval
West Virginia DHHR #:9952C

This report shall not be reproduced, except in full,
without the written consent of Pace Analytical Services, Inc..

Pace Analytical Services, Inc.
1700 Elm Street - Suite 200
Minneapolis, MN 55414
(612)607-1700

SAMPLE SUMMARY

Project: 60317420 St. Louis Park Inv.
Pace Project No.: 10264446

Lab ID	Sample ID	Matrix	Date Collected	Date Received
10264446001	**SSV-11**	Air	04/23/14 14:30	04/23/14 15:28
10264446002	**SSV-11A**	Air	04/23/14 14:30	04/23/14 15:28

This report shall not be reproduced, except in full,
without the written consent of Pace Analytical Services, Inc..

Pace Analytical Services, Inc.
1700 Elm Street - Suite 200
Minneapolis, MN 55414
(612)607-1700

SAMPLE ANALYTE COUNT

Project: 60317420 St. Louis Park Inv.
Pace Project No.: 10264446

Lab ID	Sample ID	Method	Analysts	Analytes Reported
10264446001	**SSV-11**	TO-15	DL1	61
10264446002	**SSV-11A**	TO-15	DL1	61

REPORT OF LABORATORY ANALYSIS

This report shall not be reproduced, except in full,
without the written consent of Pace Analytical Services, Inc..

Pace Analytical Services, Inc.
1700 Elm Street - Suite 200
Minneapolis, MN 55414
(612)607-1700

PROJECT NARRATIVE

Project: 60317420 St. Louis Park Inv.
Pace Project No.: 10264446

Method: **TO-15**
Description: TO15 MSV AIR
Client: AECOM
Date: May 08, 2014

General Information:
2 samples were analyzed for TO-15. All samples were received in acceptable condition with any exceptions noted below.

Hold Time:
The samples were analyzed within the method required hold times with any exceptions noted below.

Initial Calibrations (including MS Tune as applicable):
All criteria were within method requirements with any exceptions noted below.

Continuing Calibration:
All criteria were within method requirements with any exceptions noted below.

QC Batch: AIR/20173

CL: The continuing calibration for this compound is outside of Pace Analytical acceptance limits. The results may be biased low.

- BLANK (Lab ID: 1673165)
  - 2-Propanol
- LCS (Lab ID: 1673166)
  - 2-Propanol
- SSV-11 (Lab ID: 10264446001)
  - 2-Propanol
- SSV-11A (Lab ID: 10264446002)
  - 2-Propanol

Internal Standards:
All internal standards were within QC limits with any exceptions noted below.

Surrogates:
All surrogates were within QC limits with any exceptions noted below.

Method Blank:
All analytes were below the report limit in the method blank, where applicable, with any exceptions noted below.

Laboratory Control Spike:
All laboratory control spike compounds were within QC limits with any exceptions noted below.

Matrix Spikes:
All percent recoveries and relative percent differences (RPDs) were within acceptance criteria with any exceptions noted below.

Additional Comments:

Sample Comments:

K3: The Total Hydrocarbon (THC) pattern is evenly distributed throughout the chromatogram (before and after toluene).

- SSV-11 (Lab ID: 10264446001)
- SSV-11A (Lab ID: 10264446002)

REPORT OF LABORATORY ANALYSIS

This report shall not be reproduced, except in full,
without the written consent of Pace Analytical Services, Inc..

Pace Analytical Services, Inc.
1700 Elm Street - Suite 200
Minneapolis, MN 55414
(612)607-1700

PROJECT NARRATIVE

Project: 60317420 St. Louis Park Inv.
Pace Project No.: 10264446

Method: **TO-15**
Description: TO15 MSV AIR
Client: AECOM
Date: May 08, 2014

This data package has been reviewed for quality and completeness and is approved for release.

This report shall not be reproduced, except in full,
without the written consent of Pace Analytical Services, Inc..

Pace Analytical Services, Inc.
1700 Elm Street - Suite 200
Minneapolis, MN 55414
(612)607-1700

ANALYTICAL RESULTS

Project: 60317420 St. Louis Park Inv.
Pace Project No.: 10264446

Sample: SSV-11 **Lab ID: 10264446001** Collected: 04/23/14 14:30 Received: 04/23/14 15:28 Matrix: Air

Parameters	Results	Units	Report Limit	MDL	DF	Prepared	Analyzed	CAS No.	Qual
TO15 MSV AIR	Analytical Method: TO-15								
Acetone	**46.7**	ug/m3	32.3	1.6	1.34		05/07/14 00:00	67-64-1	
Benzene	**0.45**	ug/m3	0.44	0.16	1.34		05/07/14 00:00	71-43-2	
Benzyl chloride	ND	ug/m3	1.4	0.70	1.34		05/07/14 00:00	100-44-7	
Bromodichloromethane	ND	ug/m3	1.8	0.24	1.34		05/07/14 00:00	75-27-4	
Bromoform	ND	ug/m3	2.8	0.43	1.34		05/07/14 00:00	75-25-2	
Bromomethane	ND	ug/m3	1.1	0.36	1.34		05/07/14 00:00	74-83-9	
1,3-Butadiene	ND	ug/m3	0.60	0.11	1.34		05/07/14 00:00	106-99-0	
2-Butanone (MEK)	**1.4**	ug/m3	0.80	0.37	1.34		05/07/14 00:00	78-93-3	
Carbon disulfide	ND	ug/m3	0.84	0.096	1.34		05/07/14 00:00	75-15-0	
Carbon tetrachloride	ND	ug/m3	0.86	0.43	1.34		05/07/14 00:00	56-23-5	
Chlorobenzene	ND	ug/m3	1.3	0.14	1.34		05/07/14 00:00	108-90-7	
Chloroethane	ND	ug/m3	0.72	0.36	1.34		05/07/14 00:00	75-00-3	
Chloroform	ND	ug/m3	1.3	0.24	1.34		05/07/14 00:00	67-66-3	
Chloromethane	ND	ug/m3	0.56	0.26	1.34		05/07/14 00:00	74-87-3	
Cyclohexane	**1.3**	ug/m3	0.94	0.17	1.34		05/07/14 00:00	110-82-7	
Dibromochloromethane	ND	ug/m3	2.3	1.2	1.34		05/07/14 00:00	124-48-1	
1,2-Dibromoethane (EDB)	ND	ug/m3	2.1	0.31	1.34		05/07/14 00:00	106-93-4	
1,2-Dichlorobenzene	ND	ug/m3	1.6	0.19	1.34		05/07/14 00:00	95-50-1	
1,3-Dichlorobenzene	ND	ug/m3	1.6	0.31	1.34		05/07/14 00:00	541-73-1	
1,4-Dichlorobenzene	ND	ug/m3	1.6	0.27	1.34		05/07/14 00:00	106-46-7	
Dichlorodifluoromethane	**2.1**	ug/m3	1.4	0.15	1.34		05/07/14 00:00	75-71-8	
1,1-Dichloroethane	ND	ug/m3	1.1	0.19	1.34		05/07/14 00:00	75-34-3	
1,2-Dichloroethane	ND	ug/m3	0.55	0.16	1.34		05/07/14 00:00	107-06-2	
1,1-Dichloroethene	ND	ug/m3	1.1	0.14	1.34		05/07/14 00:00	75-35-4	
cis-1,2-Dichloroethene	ND	ug/m3	1.1	0.26	1.34		05/07/14 00:00	156-59-2	
trans-1,2-Dichloroethene	ND	ug/m3	1.1	0.22	1.34		05/07/14 00:00	156-60-5	
1,2-Dichloropropane	ND	ug/m3	1.3	0.20	1.34		05/07/14 00:00	78-87-5	
cis-1,3-Dichloropropene	ND	ug/m3	1.2	0.18	1.34		05/07/14 00:00	10061-01-5	
trans-1,3-Dichloropropene	ND	ug/m3	1.2	0.20	1.34		05/07/14 00:00	10061-02-6	
Dichlorotetrafluoroethane	ND	ug/m3	1.9	0.33	1.34		05/07/14 00:00	76-14-2	
Ethanol	**63.8**	ug/m3	1.3	0.42	1.34		05/07/14 00:00	64-17-5	
Ethyl acetate	**11.1**	ug/m3	0.98	0.17	1.34		05/07/14 00:00	141-78-6	
Ethylbenzene	**3.0**	ug/m3	1.2	0.24	1.34		05/07/14 00:00	100-41-4	
4-Ethyltoluene	ND	ug/m3	1.3	0.23	1.34		05/07/14 00:00	622-96-8	
n-Heptane	**1.1**	ug/m3	1.1	0.22	1.34		05/07/14 00:00	142-82-5	
Hexachloro-1,3-butadiene	ND	ug/m3	7.3	0.55	1.34		05/07/14 00:00	87-68-3	
n-Hexane	**5.2**	ug/m3	0.96	0.14	1.34		05/07/14 00:00	110-54-3	
2-Hexanone	ND	ug/m3	1.1	0.29	1.34		05/07/14 00:00	591-78-6	
Methylene Chloride	**5.4**	ug/m3	4.7	0.31	1.34		05/07/14 00:00	75-09-2	
4-Methyl-2-pentanone (MIBK)	ND	ug/m3	1.1	0.23	1.34		05/07/14 00:00	108-10-1	
Methyl-tert-butyl ether	ND	ug/m3	0.98	0.12	1.34		05/07/14 00:00	1634-04-4	
Naphthalene	ND	ug/m3	3.6	0.35	1.34		05/07/14 00:00	91-20-3	
2-Propanol	ND	ug/m3	1.7	0.12	1.34		05/07/14 00:00	67-63-0	CL
Propylene	ND	ug/m3	0.47	0.15	1.34		05/07/14 00:00	115-07-1	
Styrene	ND	ug/m3	1.2	0.18	1.34		05/07/14 00:00	100-42-5	
1,1,2,2-Tetrachloroethane	ND	ug/m3	0.94	0.31	1.34		05/07/14 00:00	79-34-5	

REPORT OF LABORATORY ANALYSIS

This report shall not be reproduced, except in full,
without the written consent of Pace Analytical Services, Inc..

Pace Analytical Services, Inc.
1700 Elm Street - Suite 200
Minneapolis, MN 55414
(612)607-1700

ANALYTICAL RESULTS

Project: 60317420 St. Louis Park Inv.
Pace Project No.: 10264446

Sample: SSV-11 **Lab ID: 10264446001** Collected: 04/23/14 14:30 Received: 04/23/14 15:28 Matrix: Air

Parameters	Results	Units	Report Limit	MDL	DF	Prepared	Analyzed	CAS No.	Qual
TO15 MSV AIR	Analytical Method: TO-15								
Tetrachloroethene	ND	ug/m3	0.92	0.25	1.34		05/07/14 00:00	127-18-4	
Tetrahydrofuran	ND	ug/m3	0.80	0.19	1.34		05/07/14 00:00	109-99-9	
Toluene	**18.4**	ug/m3	1.0	0.18	1.34		05/07/14 00:00	108-88-3	
1,2,4-Trichlorobenzene	ND	ug/m3	3.3	0.49	1.34		05/07/14 00:00	120-82-1	
1,1,1-Trichloroethane	ND	ug/m3	1.5	0.19	1.34		05/07/14 00:00	71-55-6	
1,1,2-Trichloroethane	ND	ug/m3	0.74	0.33	1.34		05/07/14 00:00	79-00-5	
Trichloroethene	ND	ug/m3	0.74	0.24	1.34		05/07/14 00:00	79-01-6	
Trichlorofluoromethane	**2.1**	ug/m3	1.5	0.18	1.34		05/07/14 00:00	75-69-4	
1,1,2-Trichlorotrifluoroethane	ND	ug/m3	2.1	0.21	1.34		05/07/14 00:00	76-13-1	
1,2,4-Trimethylbenzene	ND	ug/m3	1.3	0.16	1.34		05/07/14 00:00	95-63-6	
1,3,5-Trimethylbenzene	ND	ug/m3	1.3	0.28	1.34		05/07/14 00:00	108-67-8	
Vinyl acetate	ND	ug/m3	0.96	0.47	1.34		05/07/14 00:00	108-05-4	
Vinyl chloride	ND	ug/m3	0.35	0.12	1.34		05/07/14 00:00	75-01-4	
m&p-Xylene	**10.1**	ug/m3	2.4	0.19	1.34		05/07/14 00:00	179601-23-1	
o-Xylene	**1.9**	ug/m3	1.2	0.59	1.34		05/07/14 00:00	95-47-6	

This report shall not be reproduced, except in full,
without the written consent of Pace Analytical Services, Inc..

Pace Analytical Services, Inc.
1700 Elm Street - Suite 200
Minneapolis, MN 55414
(612)607-1700

ANALYTICAL RESULTS

Project: 60317420 St. Louis Park Inv.
Pace Project No.: 10264446

Sample: SSV-11A **Lab ID: 10264446002** Collected: 04/23/14 14:30 Received: 04/23/14 15:28 Matrix: Air

Parameters	Results	Units	Report Limit	MDL	DF	Prepared	Analyzed	CAS No.	Qual
TO15 MSV AIR	Analytical Method: TO-15								
Acetone	**91.0**	ug/m3	32.3	1.6	1.34		05/06/14 23:38	67-64-1	
Benzene	ND	ug/m3	0.44	0.16	1.34		05/06/14 23:38	71-43-2	
Benzyl chloride	ND	ug/m3	1.4	0.70	1.34		05/06/14 23:38	100-44-7	
Bromodichloromethane	ND	ug/m3	1.8	0.24	1.34		05/06/14 23:38	75-27-4	
Bromoform	ND	ug/m3	2.8	0.43	1.34		05/06/14 23:38	75-25-2	
Bromomethane	ND	ug/m3	1.1	0.36	1.34		05/06/14 23:38	74-83-9	
1,3-Butadiene	ND	ug/m3	0.60	0.11	1.34		05/06/14 23:38	106-99-0	
2-Butanone (MEK)	**12.4**	ug/m3	0.80	0.37	1.34		05/06/14 23:38	78-93-3	
Carbon disulfide	ND	ug/m3	0.84	0.096	1.34		05/06/14 23:38	75-15-0	
Carbon tetrachloride	ND	ug/m3	0.86	0.43	1.34		05/06/14 23:38	56-23-5	
Chlorobenzene	ND	ug/m3	1.3	0.14	1.34		05/06/14 23:38	108-90-7	
Chloroethane	ND	ug/m3	0.72	0.36	1.34		05/06/14 23:38	75-00-3	
Chloroform	ND	ug/m3	1.3	0.24	1.34		05/06/14 23:38	67-66-3	
Chloromethane	ND	ug/m3	0.56	0.26	1.34		05/06/14 23:38	74-87-3	
Cyclohexane	**1.1**	ug/m3	0.94	0.17	1.34		05/06/14 23:38	110-82-7	
Dibromochloromethane	ND	ug/m3	2.3	1.2	1.34		05/06/14 23:38	124-48-1	
1,2-Dibromoethane (EDB)	ND	ug/m3	2.1	0.31	1.34		05/06/14 23:38	106-93-4	
1,2-Dichlorobenzene	ND	ug/m3	1.6	0.19	1.34		05/06/14 23:38	95-50-1	
1,3-Dichlorobenzene	ND	ug/m3	1.6	0.31	1.34		05/06/14 23:38	541-73-1	
1,4-Dichlorobenzene	ND	ug/m3	1.6	0.27	1.34		05/06/14 23:38	106-46-7	
Dichlorodifluoromethane	**2.0**	ug/m3	1.4	0.15	1.34		05/06/14 23:38	75-71-8	
1,1-Dichloroethane	ND	ug/m3	1.1	0.19	1.34		05/06/14 23:38	75-34-3	
1,2-Dichloroethane	ND	ug/m3	0.55	0.16	1.34		05/06/14 23:38	107-06-2	
1,1-Dichloroethene	ND	ug/m3	1.1	0.14	1.34		05/06/14 23:38	75-35-4	
cis-1,2-Dichloroethene	ND	ug/m3	1.1	0.26	1.34		05/06/14 23:38	156-59-2	
trans-1,2-Dichloroethene	ND	ug/m3	1.1	0.22	1.34		05/06/14 23:38	156-60-5	
1,2-Dichloropropane	ND	ug/m3	1.3	0.20	1.34		05/06/14 23:38	78-87-5	
cis-1,3-Dichloropropene	ND	ug/m3	1.2	0.18	1.34		05/06/14 23:38	10061-01-5	
trans-1,3-Dichloropropene	ND	ug/m3	1.2	0.20	1.34		05/06/14 23:38	10061-02-6	
Dichlorotetrafluoroethane	ND	ug/m3	1.9	0.33	1.34		05/06/14 23:38	76-14-2	
Ethanol	**67.3**	ug/m3	1.3	0.42	1.34		05/06/14 23:38	64-17-5	
Ethyl acetate	**5.3**	ug/m3	0.98	0.17	1.34		05/06/14 23:38	141-78-6	
Ethylbenzene	ND	ug/m3	1.2	0.24	1.34		05/06/14 23:38	100-41-4	
4-Ethyltoluene	ND	ug/m3	1.3	0.23	1.34		05/06/14 23:38	622-96-8	
n-Heptane	ND	ug/m3	1.1	0.22	1.34		05/06/14 23:38	142-82-5	
Hexachloro-1,3-butadiene	ND	ug/m3	7.3	0.55	1.34		05/06/14 23:38	87-68-3	
n-Hexane	**6.5**	ug/m3	0.96	0.14	1.34		05/06/14 23:38	110-54-3	
2-Hexanone	**1.3**	ug/m3	1.1	0.29	1.34		05/06/14 23:38	591-78-6	
Methylene Chloride	**6.1**	ug/m3	4.7	0.31	1.34		05/06/14 23:38	75-09-2	
4-Methyl-2-pentanone (MIBK)	**9.3**	ug/m3	1.1	0.23	1.34		05/06/14 23:38	108-10-1	
Methyl-tert-butyl ether	ND	ug/m3	0.98	0.12	1.34		05/06/14 23:38	1634-04-4	
Naphthalene	ND	ug/m3	3.6	0.35	1.34		05/06/14 23:38	91-20-3	
2-Propanol	ND	ug/m3	1.7	0.12	1.34		05/06/14 23:38	67-63-0	CL
Propylene	ND	ug/m3	0.47	0.15	1.34		05/06/14 23:38	115-07-1	
Styrene	ND	ug/m3	1.2	0.18	1.34		05/06/14 23:38	100-42-5	
1,1,2,2-Tetrachloroethane	ND	ug/m3	0.94	0.31	1.34		05/06/14 23:38	79-34-5	

REPORT OF LABORATORY ANALYSIS

This report shall not be reproduced, except in full,
without the written consent of Pace Analytical Services, Inc..

Pace Analytical Services, Inc.
1700 Elm Street - Suite 200
Minneapolis, MN 55414
(612)607-1700

ANALYTICAL RESULTS

Project: 60317420 St. Louis Park Inv.
Pace Project No.: 10264446

Sample: SSV-11A **Lab ID: 10264446002** Collected: 04/23/14 14:30 Received: 04/23/14 15:28 Matrix: Air

Parameters	Results	Units	Report Limit	MDL	DF	Prepared	Analyzed	CAS No.	Qual
TO15 MSV AIR	Analytical Method: TO-15								
Tetrachloroethene	ND	ug/m3	0.92	0.25	1.34		05/06/14 23:38	127-18-4	
Tetrahydrofuran	ND	ug/m3	0.80	0.19	1.34		05/06/14 23:38	109-99-9	
Toluene	**11.6**	ug/m3	1.0	0.18	1.34		05/06/14 23:38	108-88-3	
1,2,4-Trichlorobenzene	ND	ug/m3	3.3	0.49	1.34		05/06/14 23:38	120-82-1	
1,1,1-Trichloroethane	ND	ug/m3	1.5	0.19	1.34		05/06/14 23:38	71-55-6	
1,1,2-Trichloroethane	ND	ug/m3	0.74	0.33	1.34		05/06/14 23:38	79-00-5	
Trichloroethene	ND	ug/m3	0.74	0.24	1.34		05/06/14 23:38	79-01-6	
Trichlorofluoromethane	**2.0**	ug/m3	1.5	0.18	1.34		05/06/14 23:38	75-69-4	
1,1,2-Trichlorotrifluoroethane	ND	ug/m3	2.1	0.21	1.34		05/06/14 23:38	76-13-1	
1,2,4-Trimethylbenzene	**1.8**	ug/m3	1.3	0.16	1.34		05/06/14 23:38	95-63-6	
1,3,5-Trimethylbenzene	ND	ug/m3	1.3	0.28	1.34		05/06/14 23:38	108-67-8	
Vinyl acetate	ND	ug/m3	0.96	0.47	1.34		05/06/14 23:38	108-05-4	
Vinyl chloride	ND	ug/m3	0.35	0.12	1.34		05/06/14 23:38	75-01-4	
m&p-Xylene	**3.3**	ug/m3	2.4	0.19	1.34		05/06/14 23:38	179601-23-1	
o-Xylene	ND	ug/m3	1.2	0.59	1.34		05/06/14 23:38	95-47-6	

REPORT OF LABORATORY ANALYSIS

This report shall not be reproduced, except in full,
without the written consent of Pace Analytical Services, Inc..

Pace Analytical Services, Inc.
1700 Elm Street - Suite 200
Minneapolis, MN 55414
(612)607-1700

QUALITY CONTROL DATA

Project: 60317420 St. Louis Park Inv.
Pace Project No.: 10264446

QC Batch: AIR/20173 Analysis Method: TO-15
QC Batch Method: TO-15 Analysis Description: TO15 MSV AIR Low Level
Associated Lab Samples: 10264446001, 10264446002

METHOD BLANK: 1673165 Matrix: Air
Associated Lab Samples: 10264446001, 10264446002

Parameter	Units	Blank Result	Reporting Limit	Analyzed	Qualifiers
1,1,1-Trichloroethane	ug/m3	ND	1.1	05/06/14 12:36	
1,1,2,2-Tetrachloroethane	ug/m3	ND	0.70	05/06/14 12:36	
1,1,2-Trichloroethane	ug/m3	ND	0.55	05/06/14 12:36	
1,1,2-Trichlorotrifluoroethane	ug/m3	ND	1.6	05/06/14 12:36	
1,1-Dichloroethane	ug/m3	ND	0.82	05/06/14 12:36	
1,1-Dichloroethene	ug/m3	ND	0.81	05/06/14 12:36	
1,2,4-Trichlorobenzene	ug/m3	ND	2.5	05/06/14 12:36	
1,2,4-Trimethylbenzene	ug/m3	ND	1.0	05/06/14 12:36	
1,2-Dibromoethane (EDB)	ug/m3	ND	1.6	05/06/14 12:36	
1,2-Dichlorobenzene	ug/m3	ND	1.2	05/06/14 12:36	
1,2-Dichloroethane	ug/m3	ND	0.41	05/06/14 12:36	
1,2-Dichloropropane	ug/m3	ND	0.94	05/06/14 12:36	
1,3,5-Trimethylbenzene	ug/m3	ND	1.0	05/06/14 12:36	
1,3-Butadiene	ug/m3	ND	0.45	05/06/14 12:36	
1,3-Dichlorobenzene	ug/m3	ND	1.2	05/06/14 12:36	
1,4-Dichlorobenzene	ug/m3	ND	1.2	05/06/14 12:36	
2-Butanone (MEK)	ug/m3	ND	0.60	05/06/14 12:36	
2-Hexanone	ug/m3	ND	0.83	05/06/14 12:36	
2-Propanol	ug/m3	ND	1.2	05/06/14 12:36	CL
4-Ethyltoluene	ug/m3	ND	1.0	05/06/14 12:36	
4-Methyl-2-pentanone (MIBK)	ug/m3	ND	0.83	05/06/14 12:36	
Acetone	ug/m3	ND	24.1	05/06/14 12:36	
Benzene	ug/m3	ND	0.32	05/06/14 12:36	
Benzyl chloride	ug/m3	ND	1.0	05/06/14 12:36	
Bromodichloromethane	ug/m3	ND	1.4	05/06/14 12:36	
Bromoform	ug/m3	ND	2.1	05/06/14 12:36	
Bromomethane	ug/m3	ND	0.79	05/06/14 12:36	
Carbon disulfide	ug/m3	ND	0.63	05/06/14 12:36	
Carbon tetrachloride	ug/m3	ND	0.64	05/06/14 12:36	
Chlorobenzene	ug/m3	ND	0.94	05/06/14 12:36	
Chloroethane	ug/m3	ND	0.54	05/06/14 12:36	
Chloroform	ug/m3	ND	0.99	05/06/14 12:36	
Chloromethane	ug/m3	ND	0.42	05/06/14 12:36	
cis-1,2-Dichloroethene	ug/m3	ND	0.81	05/06/14 12:36	
cis-1,3-Dichloropropene	ug/m3	ND	0.92	05/06/14 12:36	
Cyclohexane	ug/m3	ND	0.70	05/06/14 12:36	
Dibromochloromethane	ug/m3	ND	1.7	05/06/14 12:36	
Dichlorodifluoromethane	ug/m3	ND	1.0	05/06/14 12:36	
Dichlorotetrafluoroethane	ug/m3	ND	1.4	05/06/14 12:36	
Ethanol	ug/m3	ND	0.96	05/06/14 12:36	
Ethyl acetate	ug/m3	ND	0.73	05/06/14 12:36	
Ethylbenzene	ug/m3	ND	0.88	05/06/14 12:36	
Hexachloro-1,3-butadiene	ug/m3	ND	5.4	05/06/14 12:36	

REPORT OF LABORATORY ANALYSIS

This report shall not be reproduced, except in full,
without the written consent of Pace Analytical Services, Inc..

Pace Analytical Services, Inc.
1700 Elm Street - Suite 200
Minneapolis, MN 55414
(612)607-1700

QUALITY CONTROL DATA

Project: 60317420 St. Louis Park Inv.
Pace Project No.: 10264446

METHOD BLANK: 1673165 Matrix: Air
Associated Lab Samples: 10264446001, 10264446002

Parameter	Units	Blank Result	Reporting Limit	Analyzed	Qualifiers
m&p-Xylene	ug/m3	ND	1.8	05/06/14 12:36	
Methyl-tert-butyl ether	ug/m3	ND	0.73	05/06/14 12:36	
Methylene Chloride	ug/m3	ND	3.5	05/06/14 12:36	
n-Heptane	ug/m3	ND	0.83	05/06/14 12:36	
n-Hexane	ug/m3	ND	0.72	05/06/14 12:36	
Naphthalene	ug/m3	ND	2.7	05/06/14 12:36	
o-Xylene	ug/m3	ND	0.88	05/06/14 12:36	
Propylene	ug/m3	ND	0.35	05/06/14 12:36	
Styrene	ug/m3	ND	0.87	05/06/14 12:36	
Tetrachloroethene	ug/m3	ND	0.69	05/06/14 12:36	
Tetrahydrofuran	ug/m3	ND	0.60	05/06/14 12:36	
Toluene	ug/m3	ND	0.77	05/06/14 12:36	
trans-1,2-Dichloroethene	ug/m3	ND	0.81	05/06/14 12:36	
trans-1,3-Dichloropropene	ug/m3	ND	0.92	05/06/14 12:36	
Trichloroethene	ug/m3	ND	0.55	05/06/14 12:36	
Trichlorofluoromethane	ug/m3	ND	1.1	05/06/14 12:36	
Vinyl acetate	ug/m3	ND	0.72	05/06/14 12:36	
Vinyl chloride	ug/m3	ND	0.26	05/06/14 12:36	

LABORATORY CONTROL SAMPLE: 1673166

Parameter	Units	Spike Conc.	LCS Result	LCS % Rec	% Rec Limits	Qualifiers
1,1,1-Trichloroethane	ug/m3	55.5	52.8	95	72-128	
1,1,2,2-Tetrachloroethane	ug/m3	69.8	63.8	91	72-136	
1,1,2-Trichloroethane	ug/m3	55.5	52.1	94	72-130	
1,1,2-Trichlorotrifluoroethane	ug/m3	77.9	77.4	99	68-126	
1,1-Dichloroethane	ug/m3	41.2	39.1	95	68-128	
1,1-Dichloroethene	ug/m3	40.3	37.4	93	68-130	
1,2,4-Trichlorobenzene	ug/m3	75.5	61.4	81	30-150	
1,2,4-Trimethylbenzene	ug/m3	50	48.5	97	71-140	
1,2-Dibromoethane (EDB)	ug/m3	78.1	75.9	97	73-136	
1,2-Dichlorobenzene	ug/m3	61.2	52.0	85	63-150	
1,2-Dichloroethane	ug/m3	41.2	39.4	96	71-132	
1,2-Dichloropropane	ug/m3	47	45.3	96	72-130	
1,3,5-Trimethylbenzene	ug/m3	50	48.5	97	73-136	
1,3-Butadiene	ug/m3	22.5	21.5	96	72-130	
1,3-Dichlorobenzene	ug/m3	61.2	51.9	85	69-142	
1,4-Dichlorobenzene	ug/m3	61.2	52.7	86	65-142	
2-Butanone (MEK)	ug/m3	30	28.2	94	71-135	
2-Hexanone	ug/m3	41.7	40.1	96	75-133	
2-Propanol	ug/m3	25	19.0	76	68-135	CL
4-Ethyltoluene	ug/m3	50	49.4	99	73-134	
4-Methyl-2-pentanone (MIBK)	ug/m3	41.7	41.3	99	72-137	
Acetone	ug/m3	24.2	23J	95	68-136	
Benzene	ug/m3	32.5	31.4	97	69-134	

REPORT OF LABORATORY ANALYSIS

This report shall not be reproduced, except in full,
without the written consent of Pace Analytical Services, Inc..

Pace Analytical Services, Inc.
1700 Elm Street - Suite 200
Minneapolis, MN 55414
(612)607-1700

QUALITY CONTROL DATA

Project: 60317420 St. Louis Park Inv.
Pace Project No.: 10264446

LABORATORY CONTROL SAMPLE: 1673166

Parameter	Units	Spike Conc.	LCS Result	LCS % Rec	% Rec Limits	Qualifiers
Benzyl chloride	ug/m3	52.5	54.2	103	71-136	
Bromodichloromethane	ug/m3	68.2	68.5	100	74-129	
Bromoform	ug/m3	105	114	109	69-138	
Bromomethane	ug/m3	39.5	39.3	100	68-127	
Carbon disulfide	ug/m3	31.7	30.3	96	68-130	
Carbon tetrachloride	ug/m3	64	69.3	108	66-134	
Chlorobenzene	ug/m3	46.8	43.1	92	72-137	
Chloroethane	ug/m3	26.8	25.5	95	69-128	
Chloroform	ug/m3	49.7	47.3	95	72-127	
Chloromethane	ug/m3	21	21.0	100	69-125	
cis-1,2-Dichloroethene	ug/m3	40.3	40.1	99	71-135	
cis-1,3-Dichloropropene	ug/m3	46.2	49.1	106	74-134	
Cyclohexane	ug/m3	35	35.7	102	72-130	
Dibromochloromethane	ug/m3	86.6	95.7	110	73-133	
Dichlorodifluoromethane	ug/m3	50.3	52.7	105	69-125	
Dichlorotetrafluoroethane	ug/m3	71.1	70.5	99	68-128	
Ethanol	ug/m3	19.2	14.8	77	70-134	
Ethyl acetate	ug/m3	36.6	36.0	98	71-134	
Ethylbenzene	ug/m3	44.2	44.2	100	73-139	
Hexachloro-1,3-butadiene	ug/m3	108	66.8	62	30-150	
m&p-Xylene	ug/m3	44.2	43.5	98	73-139	
Methyl-tert-butyl ether	ug/m3	36.7	36.5	99	72-132	
Methylene Chloride	ug/m3	35.3	28.4	80	64-134	
n-Heptane	ug/m3	41.7	43.1	103	70-130	
n-Hexane	ug/m3	35.8	34.1	95	69-128	
Naphthalene	ug/m3	53.3	41.2	77	61-150	
o-Xylene	ug/m3	44.2	42.7	97	71-138	
Propylene	ug/m3	17.5	18.1	103	69-133	
Styrene	ug/m3	43.3	47.1	109	74-136	
Tetrachloroethene	ug/m3	69	65.2	95	69-136	
Tetrahydrofuran	ug/m3	30	29.8	99	73-131	
Toluene	ug/m3	38.3	36.8	96	67-133	
trans-1,2-Dichloroethene	ug/m3	40.3	38.9	97	70-131	
trans-1,3-Dichloropropene	ug/m3	46.2	51.8	112	72-135	
Trichloroethene	ug/m3	54.6	53.8	99	70-135	
Trichlorofluoromethane	ug/m3	57.1	56.4	99	67-125	
Vinyl acetate	ug/m3	35.8	37.3	104	72-133	
Vinyl chloride	ug/m3	26	25.6	98	69-132	
1,4-Dichlorobenzene-d4 (S)	%.			98	58-130	
Hexane-d14 (S)	%.			95	30-150	
Toluene-d8 (S)	%.			102	30-150	

REPORT OF LABORATORY ANALYSIS

This report shall not be reproduced, except in full,
without the written consent of Pace Analytical Services, Inc..

Pace Analytical Services, Inc.
1700 Elm Street - Suite 200
Minneapolis, MN 55414
(612)607-1700

QUALIFIERS

Project: 60317420 St. Louis Park Inv.
Pace Project No.: 10264446

DEFINITIONS

DF - Dilution Factor, if reported, represents the factor applied to the reported data due to changes in sample preparation, dilution of the sample aliquot, or moisture content.

ND - Not Detected at or above adjusted reporting limit.

J - Estimated concentration above the adjusted method detection limit and below the adjusted reporting limit.

MDL - Adjusted Method Detection Limit.

PRL - Pace Reporting Limit.

RL - Reporting Limit.

S - Surrogate

1,2-Diphenylhydrazine (8270 listed analyte) decomposes to Azobenzene.

Consistent with EPA guidelines, unrounded data are displayed and have been used to calculate % recovery and RPD values.

LCS(D) - Laboratory Control Sample (Duplicate)

MS(D) - Matrix Spike (Duplicate)

DUP - Sample Duplicate

RPD - Relative Percent Difference

NC - Not Calculable.

SG - Silica Gel - Clean-Up

U - Indicates the compound was analyzed for, but not detected.

N-Nitrosodiphenylamine decomposes and cannot be separated from Diphenylamine using Method 8270. The result reported for each analyte is a combined concentration.

Pace Analytical is TNI accredited. Contact your Pace PM for the current list of accredited analytes.

TNI - The NELAC Institute.

SAMPLE QUALIFIERS

Sample: 10264446001

[1] The Total Hydrocarbon (THC) pattern is evenly distributed throughout the chromatogram (before and after toluene).

Sample: 10264446002

[1] The Total Hydrocarbon (THC) pattern is evenly distributed throughout the chromatogram (before and after toluene).

ANALYTE QUALIFIERS

CL The continuing calibration for this compound is outside of Pace Analytical acceptance limits. The results may be biased low.

This report shall not be reproduced, except in full,
without the written consent of Pace Analytical Services, Inc..

Pace Analytical Services, Inc.
1700 Elm Street - Suite 200
Minneapolis, MN 55414
(612)607-1700

QUALITY CONTROL DATA CROSS REFERENCE TABLE

Project: 60317420 St. Louis Park Inv.
Pace Project No.: 10264446

Lab ID	Sample ID	QC Batch Method	QC Batch	Analytical Method	Analytical Batch
10264446001	**SSV-11**	TO-15	AIR/20173		
10264446002	**SSV-11A**	TO-15	AIR/20173		

This report shall not be reproduced, except in full,
without the written consent of Pace Analytical Services, Inc..

10264446

Pace Analytical®
www.pacelabs.com

AIR: CHAIN-OF-CUSTODY / Analytical Request Document

The Chain-of-Custody is a LEGAL DOCUMENT. All relevant fields must be completed accurately.

14971

Page: 1 of 1

Section A Required Client Information:

Company: AECOM
Address: 800 LaSalle Ave. Suite 500
Minneapolis, MN 55402
Email To: tony.coyell@aecom.com
Phone: 612-376-2000 Fax:
Requested Due Date/TAT: 5D

Section B Required Project Information:

Report To: Tony Coyell
Copy To:
Purchase Order No.:
Project Name: St. Louis Park Inn.
Project Number: 60317420

Section C Invoice Information:

Attention: Same
Company Name:
Address:
Pace Quote Reference:
Pace Project Manager/Sales Rep. Carol Dow
Pace Profile #:

Program: ☐ UST ☐ Superfund ☐ Emissions ☐ Clean Air Act ☐ Voluntary Clean Up ☐ Dry Clean ☐ RCRA ☐ Other

Location of Sampling by State: MN

Reporting Units: ug/m³ ___ mg/m³ ___ PPBV ___ PPMV ___ Other ___

Report Level: II.___ III.___ IV.___ Other___

Section D Required Client Information

AIR SAMPLE ID
Sample IDs MUST BE UNIQUE

Valid Media Codes

MEDIA	CODE
Tedlar Bag	TB
1 Liter Summa Can	1LC
6 Liter Summa Can	6LC
Low Volume Puff	LVP
High Volume Puff	HVP
Other	PM10

ITEM #	AIR SAMPLE ID	MEDIA CODE	PID Reading (Client only)	COLLECTED COMPOSITE START END/GRAB DATE	COLLECTED COMPOSITE START END/GRAB TIME	COLLECTED COMPOSITE - DATE	COLLECTED COMPOSITE - TIME	Canister Pressure (Initial Field - psig)	Canister Pressure (Final Field - psig)	Summa Can Number	Flow Control Number	Method: PM10	3C - Fixed Gas (%)	TO-3	TO-3M (Methane)	TO-4 (PCBs)	TO-13 (PAH)	TO-14	TO-15	TO15 Short List*	Pace Lab ID
1	SSV-11	6LC		4-23-14	1342	4-23-14	1430	-27	0	0688								X			001
2	SSV-11A	1		4-23-14	1342	4-23-14	1430	-29	0	0691								X			002
3																					
4																					
5																					
6																					
7																					
8																					
9																					
10																					
11																					
12																					

Comments :

RELINQUISHED BY / AFFILIATION	DATE	TIME	ACCEPTED BY / AFFILIATION	DATE	TIME
Ben Klaus / Aecom	4-23-14		[signature]	4-23-14	1529

SAMPLER NAME AND SIGNATURE

PRINT Name of SAMPLER: Ben Klaus

SIGNATURE of SAMPLER: [signature] DATE Signed (MM / DD / YY): 4-23-14

SAMPLE CONDITIONS

	Y/N	Y/N	Y/N
	Y/N	Y/N	Y/N
	Y/N	Y/N	Y/N
Temp in °C	Y/N	Y/N	Y/N
	Received on Ice	Custody Sealed Cooler	Samples Intact

ORIGINAL

Pace Analytical	Document Name: Air Sample Condition Upon Receipt	Document Revised: 26Dec2013 Page 1 of 1
	Document No.: F-MN-A-106-rev.09	Issuing Authority: Pace Minnesota Quality Office

Air Sample Condition Upon Receipt

Client Name: aecom

Project #: WO# : 10264446

10264446

Courier: ☐ Fed Ex ☐ UPS ☐ USPS ☒ Client ☐ Commercial ☐ Pace ☐ Other: _____

Tracking Number: _____

Custody Seal on Cooler/Box Present? ☐ Yes ☒ No **Seals Intact?** ☐ Yes ☒ No

Optional: Proj. Due Date: Proj. Name:

Packing Material: ☐ Bubble Wrap ☐ Bubble Bags ☒ Foam ☐ None ☐ Other: _____ **Temp Blank rec:** ☐ Yes ☒ No

Temp. (TO17 and TO13 samples only) (°C): — **Corrected Temp (°C):** — **Thermom. Used:** ☐ B88A912167504 ☐ B88A9132521491 ☐ 72337080 ☐ 80512447

Temp should be above freezing to 6°C **Correction Factor:** _____ **Date & Initials of Person Examining Contents:** 4/23/14

Type of ice Received ☐ Blue ☐ Wet ☒ None

				Comments:
Chain of Custody Present?	☒ Yes	☐ No	☐ N/A	1.
Chain of Custody Filled Out?	☒ Yes	☐ No	☐ N/A	2.
Chain of Custody Relinquished?	☒ Yes	☐ No	☐ N/A	3.
Sampler Name and/or Signature on COC?	☒ Yes	☐ No	☐ N/A	4.
Samples Arrived within Hold Time?	☒ Yes	☐ No	☐ N/A	5.
Short Hold Time Analysis (<72 hr)?	☐ Yes	☒ No	☐ N/A	6.
Rush Turn Around Time Requested?	☐ Yes	☒ No	☐ N/A	7.
Sufficient Volume?	☒ Yes	☐ No	☐ N/A	8.
Correct Containers Used?	☒ Yes	☐ No	☐ N/A	9.
-Pace Containers Used?	☒ Yes	☐ No	☐ N/A	
Containers Intact?	☒ Yes	☐ No	☐ N/A	10.
Media: AIR CAN				11.
Sample Labels Match COC?	☒ Yes	☐ No	☐ N/A	12.

Samples Received:

Canisters		Flow Controllers		Stand Alone G	
Sample Number	Can ID	Sample Number	Can ID	Sample Number	Can ID
SSV-11	0688		0962		
SSV-11A	0691		0645		

CLIENT NOTIFICATION/RESOLUTION **Field Data Required?** ☐ Yes ☐ No

Person Contacted: _____ Date/Time: _____

Comments/Resolution: _____

Project Manager Review: CRD **Date:** 4-23-14

Note: Whenever there is a discrepancy affecting North Carolina compliance samples, a copy of this form will be sent to the North Carolina DEHNR Certification Office (i.e out of hold, incorrect preservative, out of temp, incorrect containers)

Data File: \\192.168.10.12\chem\10air7.i\050614.b\12633.D
Report Date: 07-May-2014 15:23

Pace Analytical Services, Inc.

TENTATIVELY IDENTIFIED COMPOUNDS

Client Name:
Lab Smp Id: 10264446001
Operator : DL1
Sample Location:
Sample Matrix: AIR
Analysis Type: VOA
Inj Date: 07-MAY-2014 00:00

Client SDG: 050614.b

Sample Date:
Sample Point:
Date Received:
Level: LOW

Number TICs found: 10

CONCENTRATION UNITS:
(ug/L or ug/KG) ppbv

	CAS NUMBER	COMPOUND NAME	RT	EST. CONC.	Q
1.		Unknown	2.442	37.3	J
2.		Unknown	2.701	2.71	J
3.		Unknown	6.714	1.24	J
4.		Unknown	10.830	2.20	J
5.	138-86-3	Limonene	10.954	3.86	NJ
6.		Unknown	11.091	3.06	J
7.		Unknown	11.428	5.92	J
8.		Unknown	11.908	2.58	J
9.		Unknown	12.023	2.12	J
10.		Unknown	12.461	1.97	J

Data File: \\192.168.10.12\chem\10air7.i\050614.b\12633.D
Report Date: 07-May-2014 15:23

Pace Analytical Services, Inc.

TO15 Analysis (UNIX)

Data file : \\192.168.10.12\chem\10air7.i\050614.b\12633.D
Lab Smp Id: 10264446001
Inj Date : 07-MAY-2014 00:00
Operator : DL1 Inst ID: 10air7.i
Smp Info :
Misc Info : 20173
Comment : Volatile Organic COMPOUNDS in Air
Method : \\192.168.10.12\chem\10air7.i\050614.b\TO15_122-14.m
Meth Date : 07-May-2014 09:33 10air7.i Quant Type: ISTD
Cal Date : 02-MAY-2014 12:19 Cal File: 12213cal.D
Als bottle: 33
Dil Factor: 1.34000
Integrator: HP RTE Compound Sublist: all.sub
Target Version: 4.14

Concentration Formula: Amt * DF * Uf * CpndVariable

Name	Value	Description
DF	1.340	Dilution Factor
Uf	1.000	ng unit correction factor
Cpnd Variable		Local Compound Variable

	COMPOUND	RT	AREA	AMOUNT
1	Chlorodifluoromethane	2.504	195551	3.822
56	Toluene	6.077	275949	3.582
$ 77	1,4-dichlorobenzene-d4	10.673	446293	10.420

		CONCENTRATIONS			QUANT		
RT	AREA	ON-COL(ppbv)	FINAL(ppbv)	QUAL	LIBRARY	LIB ENTRY	CPND #
Unknown				CAS #:			
2.442	1425574	27.8600144	37.3	0		0	1
Unknown				CAS #:			
2.701	103410	2.02094795	2.71	0		0	1
Unknown				CAS #:			
6.714	71425	0.92726534	1.24	0		0	56
Unknown				CAS #:			
10.830	70305	1.64143769	2.20	0		0	77
Limonene				CAS #: 138-86-3			
10.954	123459	2.88245891	3.86	70	NBS75K.l	6647	77

Data File: \\192.168.10.12\chem\10air7.i\050614.b\12633.D
Report Date: 07-May-2014 15:23

		CONCENTRATIONS			QUANT		
RT	AREA	ON-COL(ppbv)	FINAL(ppbv)	QUAL	LIBRARY	LIB ENTRY	CPND #
Unknown				CAS #:			
11.091	97699	2.28101480	3.06	0		0	77
Unknown				CAS #:			
11.428	189160	4.41639318	5.92	0		0	77
Unknown				CAS #:			
11.908	82610	1.92872563	2.58	0		0	77
Unknown				CAS #:			
12.023	67848	1.58407215	2.12	0		0	77
Unknown				CAS #:			
12.461	63050	1.47206126	1.97	0		0	77

Data File: \\192.168.10.12\chem\10air7.i\050614.b\12632.D
Report Date: 07-May-2014 15:22

Pace Analytical Services, Inc.

TENTATIVELY IDENTIFIED COMPOUNDS

Client Name:
Lab Smp Id: 10264446002
Operator : DL1
Sample Location:
Sample Matrix: AIR
Analysis Type: VOA
Inj Date: 06-MAY-2014 23:38

Client SDG: 050614.b

Sample Date:
Sample Point:
Date Received:
Level: LOW

Number TICs found: 10

CONCENTRATION UNITS:
(ug/L or ug/KG) ppbv

	CAS NUMBER	COMPOUND NAME	RT	EST. CONC.	Q
1.		Unknown	2.442	35.7	J
2.		Unknown	2.697	5.33	J
3.		Unknown	3.449	1.64	J
4.		Unknown	3.881	1.64	J
5.		Unknown	6.492	2.62	J
6.		Unknown	6.708	2.54	J
7.	80-56-8	.alpha.-Pinene	9.215	0.245	NJ
8.		Unknown	11.421	2.14	J
9.		Unknown	11.902	2.26	J
10.		Unknown	12.454	1.79	J

Data File: \\192.168.10.12\chem\10air7.i\050614.b\12632.D
Report Date: 07-May-2014 15:22

Pace Analytical Services, Inc.

TO15 Analysis (UNIX)

Data file : \\192.168.10.12\chem\10air7.i\050614.b\12632.D
Lab Smp Id: 10264446002
Inj Date : 06-MAY-2014 23:38
Operator : DL1 Inst ID: 10air7.i
Smp Info :
Misc Info : 20173
Comment : Volatile Organic COMPOUNDS in Air
Method : \\192.168.10.12\chem\10air7.i\050614.b\TO15_122-14.m
Meth Date : 07-May-2014 09:33 10air7.i Quant Type: ISTD
Cal Date : 02-MAY-2014 12:19 Cal File: 12213cal.D
Als bottle: 32
Dil Factor: 1.34000
Integrator: HP RTE Compound Sublist: all.sub
Target Version: 4.14

Concentration Formula: Amt * DF * Uf * CpndVariable

Name	Value	Description
DF	1.340	Dilution Factor
Uf	1.000	ng unit correction factor
Cpnd Variable		Local Compound Variable

	COMPOUND	RT	AREA	AMOUNT
1	Chlorodifluoromethane	2.505	233405	4.607
23	Carbon Disulfide	3.381	18733	0.167
29	Methyl Ethyl Ketone	3.734	134266	3.091
57	Methyl Butyl Ketone	6.342	9409	0.238
71	4-Ethyltoluene	9.709	31949	0.113
$ 77	1,4-dichlorobenzene-d4	10.673	366053	10.525
85	Naphthalene	13.337	15052	0.377

	CONCENTRATIONS				QUANT		
RT	AREA	ON-COL(ppbv)	FINAL(ppbv)	QUAL	LIBRARY	LIB ENTRY	CPND #
Unknown				CAS #:			
2.442	1349803	26.6415172	35.7	0		0	1
Unknown				CAS #:			
2.697	201475	3.97657038	5.33	0		0	1

Data File: \\192.168.10.12\chem\10air7.i\050614.b\12632.D
Report Date: 07-May-2014 15:22

		CONCENTRATIONS			QUANT		
RT	AREA	ON-COL(ppbv)	FINAL(ppbv)	QUAL	LIBRARY	LIB ENTRY	CPND #
Unknown				CAS #:			
3.449	137460	1.22477561	1.64	0		0	23
Unknown				CAS #:			
3.881	53140	1.22345193	1.64	0		0	29
Unknown				CAS #:			
6.492	77313	1.95569696	2.62	0		0	57
Unknown				CAS #:			
6.708	75058	1.89865788	2.54	0		0	57
.alpha.-Pinene				CAS #: 80-56-8			
9.215	51586	0.18282107	0.245	81	NBS75K.l	65808	71
Unknown				CAS #:			
11.421	55694	1.60128049	2.14	0		0	77
Unknown				CAS #:			
11.902	58563	1.68376094	2.26	0		0	77
Unknown				CAS #:			
12.454	53540	1.33940245	1.79	0		0	85

Data File: \\192.168.10.12\chem\10air7.i\050614.b\12618.D
Report Date: 07-May-2014 15:28

Pace Analytical Services, Inc.

TENTATIVELY IDENTIFIED COMPOUNDS

Client Name:
Lab Smp Id: 10264580003
Operator : DL1
Sample Location:
Sample Matrix: AIR
Analysis Type: VOA
Inj Date: 06-MAY-2014 18:27

Client SDG: 050614.b

Sample Date:
Sample Point:
Date Received:
Level: LOW

Number TICs found: 10

CONCENTRATION UNITS:
(ug/L or ug/KG) ppbv

	CAS NUMBER	COMPOUND NAME	RT	EST. CONC.	Q
1.		Unknown	2.443	126	J
2.		Unknown	2.593	10.5	J
3.		Unknown	2.701	4.26	J
4.	78-78-4	Butane, 2-methyl-	2.946	3.53	NJ
5.	107-83-5	Pentane, 2-methyl-	3.498	4.02	NJ
6.	541-05-9	Cyclotrisiloxane, hexamethy	6.711	4.74	NJ
7.	111-71-7	Heptanal	8.346	2.75	NJ
8.	556-67-2	Cyclotetrasiloxane, octamet	9.862	34.4	NJ
9.		Unknown	11.905	7.41	J
10.		Unknown	12.203	3.37	J

Data File: \\192.168.10.12\chem\10air7.i\050614.b\12618.D
Report Date: 07-May-2014 15:28

Pace Analytical Services, Inc.

TO15 Analysis (UNIX)

Data file : \\192.168.10.12\chem\10air7.i\050614.b\12618.D
Lab Smp Id: 10264580003
Inj Date : 06-MAY-2014 18:27
Operator : DL1 Inst ID: 10air7.i
Smp Info :
Misc Info : 20173
Comment : Volatile Organic COMPOUNDS in Air
Method : \\192.168.10.12\chem\10air7.i\050614.b\TO15_122-14.m
Meth Date : 07-May-2014 15:26 dlee Quant Type: ISTD
Cal Date : 02-MAY-2014 12:19 Cal File: 12213cal.D
Als bottle: 18
Dil Factor: 1.80000
Integrator: HP RTE Compound Sublist: Terra.sub
Target Version: 4.14

Concentration Formula: Amt * DF * Uf * CpndVariable

Name	Value	Description
DF	1.800	Dilution Factor
Uf	1.000	ng unit correction factor
Cpnd Variable		Local Compound Variable

	COMPOUND	RT	AREA	AMOUNT
$	28 Hexane-d14(S)	3.678	671413	9.112
	60 Tetrachloroethene	6.862	146043	1.082
*	61 Chlorobenzene - d5	7.486	597069	10.000
$	77 1,4-dichlorobenzene-d4	10.676	432134	10.788

	CONCENTRATIONS				QUANT		
RT	AREA	ON-COL(ppbv)	FINAL(ppbv)	QUAL	LIBRARY	LIB ENTRY	CPND #
Unknown				CAS #:			
2.443	5154043	69.9495119	126	0		0	28
Unknown				CAS #:			
2.593	429620	5.83069929	10.5	0		0	28
Unknown				CAS #:			
2.701	174195	2.36413492	4.26	0		0	28
Butane, 2-methyl-				CAS #: 78-78-4			
2.946	144636	1.96296873	3.53	78	NBS75K.l	62517	28

Data File: \\192.168.10.12\chem\10air7.i\050614.b\12618.D
Report Date: 07-May-2014 15:28

		CONCENTRATIONS			QUANT		
RT	AREA	ON-COL(ppbv)	FINAL(ppbv)	QUAL	LIBRARY	LIB ENTRY	CPND #
Pentane, 2-methyl-				CAS #: 107-83-5			
3.498	164666	2.23480652	4.02	80	NBS75K.l	62866	28
Cyclotrisiloxane, hexamethyl-				CAS #: 541-05-9			
6.711	355591	2.63403799	4.74	72	NBS75K.l	27918	60
Heptanal				CAS #: 111-71-7			
8.346	91214	1.52769604	2.75	80	NBS75K.l	64168	61
Cyclotetrasiloxane, octamethyl-				CAS #: 556-67-2			
9.862	764756	19.0917227	34.4	83	NBS75K.l	41966	77
Unknown				CAS #:			
11.905	164835	4.11502319	7.41	0		0	77
Unknown				CAS #:			
12.203	75031	1.87310524	3.37	0		0	77

Data File: \\192.168.10.12\chem\10air7.i\050614.b\12623.D
Report Date: 07-May-2014 15:26

Pace Analytical Services, Inc.

TENTATIVELY IDENTIFIED COMPOUNDS

Client Name:
Lab Smp Id: 10264580004
Operator : DL1
Sample Location:
Sample Matrix: AIR
Analysis Type: VOA
Inj Date: 06-MAY-2014 20:16

Client SDG: 050614.b

Sample Date:
Sample Point:
Date Received:
Level: LOW

Number TICs found: 10

CONCENTRATION UNITS:
(ug/L or ug/KG) ppbv

	CAS NUMBER	COMPOUND NAME	RT	EST. CONC.	Q
1.		Unknown	2.443	166	J
2.		Unknown	2.596	194	J
3.	75-83-2	Butane, 2,2-dimethyl-	3.276	37.7	NJ
4.		Unknown	4.008	5.44	J
5.	562-49-2	Pentane, 3,3-dimethyl-	4.397	8.38	NJ
6.	594-82-1	Butane, 2,2,3,3-tetramethyl	4.812	125	NJ
7.	565-75-3	Pentane, 2,3,4-trimethyl-	5.750	7.20	NJ
8.	560-21-4	Pentane, 2,3,3-trimethyl-	5.865	8.71	NJ
9.	541-05-9	Cyclotrisiloxane, hexamethy	6.715	17.1	NJ
10.		Unknown	9.859	62.4	J

Data File: \\192.168.10.12\chem\10air7.i\050614.b\12623.D
Report Date: 07-May-2014 15:26

Pace Analytical Services, Inc.

TO15 Analysis (UNIX)

Data file : \\192.168.10.12\chem\10air7.i\050614.b\12623.D
Lab Smp Id: 10264580004
Inj Date : 06-MAY-2014 20:16
Operator : DL1 Inst ID: 10air7.i
Smp Info :
Misc Info : 20173
Comment : Volatile Organic COMPOUNDS in Air
Method : \\192.168.10.12\chem\10air7.i\050614.b\TO15_122-14.m
Meth Date : 07-May-2014 09:33 10air7.i Quant Type: ISTD
Cal Date : 02-MAY-2014 12:19 Cal File: 12213cal.D
Als bottle: 23
Dil Factor: 1.74000
Integrator: HP RTE Compound Sublist: Terra.sub
Target Version: 4.14

Concentration Formula: Amt * DF * Uf * CpndVariable

Name	Value	Description
DF	1.740	Dilution Factor
Uf	1.000	ng unit correction factor
Cpnd Variable		Local Compound Variable

	COMPOUND	RT	AREA	AMOUNT
$	28 Hexane-d14(S)	3.681	620660	9.669
	33 cis-1,2-Dichloroethene	3.881	22660	0.093
*	43 1,4-Difluorobenzene	4.665	1163269	10.000
$	54 Toluene-d8 (S)	6.009	788866	10.243
	60 Tetrachloroethene	6.865	563660	4.721
$	77 1,4-dichlorobenzene-d4	10.676	404837	10.266

		CONCENTRATIONS			QUANT		
RT	AREA	ON-COL(ppbv)	FINAL(ppbv)	QUAL	LIBRARY	LIB ENTRY	CPND #
Unknown				CAS #:			
2.443	6138066	95.6270745	166	0		0	28
Unknown				CAS #:			
2.596	7155494	111.477927	194	0		0	28
Butane, 2,2-dimethyl-				CAS #: 75-83-2			
3.276	1391341	21.6761863	37.7	83	NBS75K.l	62862	28

Data File: \\192.168.10.12\chem\10air7.i\050614.b\12623.D
Report Date: 07-May-2014 15:26

		CONCENTRATIONS			QUANT		
RT	AREA	ON-COL(ppbv)	FINAL(ppbv)	QUAL	LIBRARY	LIB ENTRY	CPND #
4.008	761360	3.12847195	5.44	0	CAS #:	0	33
Unknown							
4.397	560572	4.81893298	8.38	83	CAS #: 562-49-2 NBS75K.l	63428	43
Pentane, 3,3-dimethyl-							
4.812	8348187	71.7648640	125	83	CAS #: 594-82-1 NBS75K.l	3090	43
Butane, 2,2,3,3-tetramethyl-							
5.750	318944	4.14124276	7.20	90	CAS #: 565-75-3 NBS75K.l	3100	54
Pentane, 2,3,4-trimethyl-							
5.865	385614	5.00689966	8.71	90	CAS #: 560-21-4 NBS75K.l	3088	54
Pentane, 2,3,3-trimethyl-							
6.715	1173484	9.82795277	17.1	72	CAS #: 541-05-9 NBS75K.l	27918	60
Cyclotrisiloxane, hexamethyl-							
9.859	1414700	35.8749561	62.4	0	CAS #:	0	77
Unknown							

Data File: \\192.168.10.12\chem\10air7.i\050614.b\12621.D
Report Date: 07-May-2014 15:28

Pace Analytical Services, Inc.

TENTATIVELY IDENTIFIED COMPOUNDS

Client Name:
Lab Smp Id: 10264580005
Operator : DL1
Sample Location:
Sample Matrix: AIR
Analysis Type: VOA
Inj Date: 06-MAY-2014 19:33

Client SDG: 050614.b

Sample Date:
Sample Point:
Date Received:
Level: LOW

Number TICs found: 10

CONCENTRATION UNITS:
(ug/L or ug/KG) ppbv

	CAS NUMBER	COMPOUND NAME	RT	EST. CONC.	Q
1.		Unknown	2.443	128	J
2.		Unknown	2.593	81.6	J
3.	75-07-0	Acetaldehyde	2.665	4.17	NJ
4.		Unknown	3.037	9.26	J
5.	541-05-9	Cyclotrisiloxane, hexamethy	6.711	7.46	NJ
6.		Unknown	9.862	33.9	J
7.		Unknown	10.264	3.97	J
8.	1120-21-4	Undecane	11.902	3.26	NJ
9.		Unknown	12.007	3.26	J
10.		Unknown	12.454	3.98	J

Data File: \\192.168.10.12\chem\10air7.i\050614.b\12621.D
Report Date: 07-May-2014 15:28

Pace Analytical Services, Inc.

TO15 Analysis (UNIX)

Data file : \\192.168.10.12\chem\10air7.i\050614.b\12621.D
Lab Smp Id: 10264580005
Inj Date : 06-MAY-2014 19:33
Operator : DL1 Inst ID: 10air7.i
Smp Info :
Misc Info : 20173
Comment : Volatile Organic COMPOUNDS in Air
Method : \\192.168.10.12\chem\10air7.i\050614.b\TO15_122-14.m
Meth Date : 07-May-2014 15:26 dlee Quant Type: ISTD
Cal Date : 02-MAY-2014 12:19 Cal File: 12213cal.D
Als bottle: 21
Dil Factor: 1.68000
Integrator: HP RTE Compound Sublist: Terra.sub
Target Version: 4.14

Concentration Formula: Amt * DF * Uf * CpndVariable

Name	Value	Description
DF	1.680	Dilution Factor
Uf	1.000	ng unit correction factor
Cpnd Variable		Local Compound Variable

COMPOUND	RT	AREA	AMOUNT
$ 28 Hexane-d14(S)	3.678	661948	9.745
60 Tetrachloroethene	6.858	1078887	9.774
$ 77 1,4-dichlorobenzene-d4	10.676	397748	10.536

		CONCENTRATIONS			QUANT		
RT	AREA	ON-COL(ppbv)	FINAL(ppbv)	QUAL	LIBRARY	LIB ENTRY	CPND #
Unknown				CAS #:			
2.443	5198935	76.5375746	128	0		0	28
Unknown				CAS #:			
2.593	3298959	48.5665493	81.6	0		0	28
Acetaldehyde				CAS #: 75-07-0			
2.665	168664	2.48303214	4.17	83	NBS75K.l	62265	28
Unknown				CAS #:			
3.037	374405	5.51190905	9.26	0		0	28
Cyclotrisiloxane, hexamethyl-				CAS #: 541-05-9			
6.711	489865	4.43764039	7.46	72	NBS75K.l	27918	60

Data File: \\192.168.10.12\chem\10air7.i\050614.b\12621.D
Report Date: 07-May-2014 15:28

		CONCENTRATIONS			QUANT		
RT	AREA	ON-COL(ppbv)	FINAL(ppbv)	QUAL	LIBRARY	LIB ENTRY	CPND #
Unknown				CAS #:			
9.862	762342	20.1941282	33.9	0		0	77
Unknown				CAS #:			
10.264	89286	2.36515418	3.97	0		0	77
Undecane				CAS #: 1120-21-4			
11.902	73288	1.94137044	3.26	83	NBS75K.1	67317	77
Unknown				CAS #:			
12.007	73148	1.93767135	3.26	0		0	77
Unknown				CAS #:			
12.454	89385	2.36777424	3.98	0		0	77

Data File: \\192.168.10.12\chem\10air7.i\050614.b\12619.D
Report Date: 07-May-2014 15:21

Pace Analytical Services, Inc.

TENTATIVELY IDENTIFIED COMPOUNDS

Client Name:
Lab Smp Id: 10264580006
Operator : DL1
Sample Location:
Sample Matrix: AIR
Analysis Type: VOA
Inj Date: 06-MAY-2014 18:49

Client SDG: 050614.b

Sample Date:
Sample Point:
Date Received:
Level: LOW

Number TICs found: 10

CONCENTRATION UNITS:
(ug/L or ug/KG) ppbv

	CAS NUMBER	COMPOUND NAME	RT	EST. CONC.	Q
1.		Unknown	2.443	70.0	J
2.	75-07-0	Acetaldehyde	2.668	2.50	NJ
3.		Unknown	3.037	3.15	J
4.		Unknown	3.449	4.47	J
5.		Unknown	6.715	6.24	J
6.		Unknown	9.866	89.1	J
7.		Unknown	10.277	3.67	J
8.	1120-21-4	Undecane	11.905	3.82	NJ
9.	3789-85-3	Benzoic acid, 2-[(trimethyl	12.458	6.35	NJ
10.		Unknown	13.657	3.78	J

Data File: \\192.168.10.12\chem\10air7.i\050614.b\12619.D
Report Date: 07-May-2014 15:21

Pace Analytical Services, Inc.

TO15 Analysis (UNIX)

Data file : \\192.168.10.12\chem\10air7.i\050614.b\12619.D
Lab Smp Id: 10264580006
Inj Date : 06-MAY-2014 18:49
Operator : DL1 Inst ID: 10air7.i
Smp Info :
Misc Info : 20173
Comment : Volatile Organic COMPOUNDS in Air
Method : \\192.168.10.12\chem\10air7.i\050614.b\TO15_122-14.m
Meth Date : 07-May-2014 09:33 10air7.i Quant Type: ISTD
Cal Date : 02-MAY-2014 12:19 Cal File: 12213cal.D
Als bottle: 19
Dil Factor: 1.68000
Integrator: HP RTE Compound Sublist: Terra.sub
Target Version: 4.14

Concentration Formula: Amt * DF * Uf * CpndVariable

Name	Value	Description
DF	1.680	Dilution Factor
Uf	1.000	ng unit correction factor
Cpnd Variable		Local Compound Variable

	COMPOUND	RT	AREA	AMOUNT
$ 28	Hexane-d14(S)	3.678	660846	9.744
60	Tetrachloroethene	6.862	514602	4.108
$ 77	1,4-dichlorobenzene-d4	10.676	391510	10.316

	CONCENTRATIONS		QUANT			
RT	AREA	ON-COL(ppbv)	FINAL(ppbv)	QUAL	LIBRARY	LIB ENTRY	CPND #
Unknown				CAS #:			
2.443	2827609	41.6928692	70.0	0		0	28
Acetaldehyde				CAS #: 75-07-0			
2.668	101006	1.48933149	2.50	74	NBS75K.l	62265	28
Unknown				CAS #:			
3.037	127186	1.87534742	3.15	0		0	28
Unknown				CAS #:			
3.449	180567	2.66244598	4.47	0		0	28
Unknown				CAS #:			
6.715	465697	3.71739259	6.24	0		0	60

Data File: \\192.168.10.12\chem\10air7.i\050614.b\12619.D
Report Date: 07-May-2014 15:21

		CONCENTRATIONS			QUANT		
RT	AREA	ON-COL(ppbv)	FINAL(ppbv)	QUAL	LIBRARY	LIB ENTRY	CPND #
====	====	==========	==========	====	=======	=========	======
Unknown				CAS #:			
9.866	2012137	53.0185937	89.1	0		0	77
Unknown				CAS #:			
10.277	82824	2.18235442	3.67	0		0	77
Undecane				CAS #:	1120-21-4		
11.905	86227	2.27202128	3.82	87	NBS75K.l	67317	77
Benzoic acid, 2-[(trimethylsilyl)oxy]-,				CAS #:	3789-85-3		
12.458	143378	3.77792234	6.35	72	NBS75K.l	72299	77
Unknown				CAS #:			
13.657	85482	2.25240312	3.78	0		0	77

Data File: \\192.168.10.12\chem\10air7.i\050614.b\12622.D
Report Date: 07-May-2014 15:22

Pace Analytical Services, Inc.

TENTATIVELY IDENTIFIED COMPOUNDS

Client Name:
Lab Smp Id: 10264580007
Operator : DL1
Sample Location:
Sample Matrix: AIR
Analysis Type: VOA
Inj Date: 06-MAY-2014 19:55

Client SDG: 050614.b

Sample Date:
Sample Point:
Date Received:
Level: LOW

Number TICs found: 9

CONCENTRATION UNITS:
(ug/L or ug/KG) ppbv

	CAS NUMBER	COMPOUND NAME	RT	EST. CONC.	Q
1.		Unknown	2.442	62.8	J
2.	79-38-9	Ethene, chlorotrifluoro-	2.521	2.75	NJ
3.	75-07-0	Acetaldehyde	2.665	4.62	NJ
4.	107-83-5	Pentane, 2-methyl-	3.498	2.41	NJ
5.		Unknown	3.740	2.35	J
6.		Unknown	6.715	33.9	J
7.	556-67-2	Cyclotetrasiloxane, octamet	9.862	246	NJ
8.	1120-21-4	Undecane	11.905	5.11	NJ
9.	0-00-0	4-Hydroxymandelic acid, eth	12.451	11.2	NJ

Data File: \\192.168.10.12\chem\10air7.i\050614.b\12622.D
Report Date: 07-May-2014 15:22

Pace Analytical Services, Inc.

TO15 Analysis (UNIX)

Data file : \\192.168.10.12\chem\10air7.i\050614.b\12622.D
Lab Smp Id: 10264580007
Inj Date : 06-MAY-2014 19:55
Operator : DL1 Inst ID: 10air7.i
Smp Info :
Misc Info : 20173
Comment : Volatile Organic COMPOUNDS in Air
Method : \\192.168.10.12\chem\10air7.i\050614.b\TO15_122-14.m
Meth Date : 07-May-2014 09:33 10air7.i Quant Type: ISTD
Cal Date : 02-MAY-2014 12:19 Cal File: 12213cal.D
Als bottle: 22
Dil Factor: 1.87000
Integrator: HP RTE Compound Sublist: Terra.sub
Target Version: 4.14

Concentration Formula: Amt * DF * Uf * CpndVariable

Name	Value	Description
DF	1.870	Dilution Factor
Uf	1.000	ng unit correction factor
Cpnd Variable		Local Compound Variable

	COMPOUND	RT	AREA	AMOUNT
$ 28	Hexane-d14(S)	3.678	669808	10.006
60	Tetrachloroethene	6.862	49299	0.330
$ 77	1,4-dichlorobenzene-d4	10.670	406758	10.718

		CONCENTRATIONS			QUANT		
RT	AREA	ON-COL(ppbv)	FINAL(ppbv)	QUAL	LIBRARY	LIB ENTRY	CPND #
Unknown				CAS #:			
2.442	2247592	33.5770716	62.8	0		0	28
Ethene, chlorotrifluoro-				CAS #: 79-38-9			
2.521	98433	1.47050116	2.75	95	NBS75K.1	64250	28
Acetaldehyde				CAS #: 75-07-0			
2.665	165310	2.46959126	4.62	90	NBS75K.1	36	28
Pentane, 2-methyl-				CAS #: 107-83-5			
3.498	86384	1.29049998	2.41	72	NBS75K.1	62863	28
Unknown				CAS #:			
3.740	84171	1.25744405	2.35	0		0	28

Data File: \\192.168.10.12\chem\10air7.i\050614.b\12622.D
Report Date: 07-May-2014 15:22

		CONCENTRATIONS			QUANT		
RT	AREA	ON-COL(ppbv)	FINAL(ppbv)	QUAL	LIBRARY	LIB ENTRY	CPND #
====	====	==========	==========	====	=======	=========	======
Unknown				CAS #:			
6.715	2705728	18.1225401	33.9	0		0	60
Cyclotetrasiloxane, octamethyl-				CAS #: 556-67-2			
9.862	4988876	131.450208	246	86	NBS75K.l	41966	77
Undecane				CAS #: 1120-21-4			
11.905	103755	2.73380518	5.11	90	NBS75K.l	67317	77
4-Hydroxymandelic acid, ethyl ester, di-				CAS #: 0-00-0			
12.451	226956	5.97999195	11.2	72	NBS75K.l	48099	77

Data File: \\192.168.10.12\chem\10air7.i\050614.b\12638.D
Report Date: 07-May-2014 15:23

Pace Analytical Services, Inc.

TENTATIVELY IDENTIFIED COMPOUNDS

Client Name:
Lab Smp Id: 10264580008
Operator : DL1
Sample Location:
Sample Matrix: AIR
Analysis Type: VOA
Inj Date: 07-MAY-2014 09:56

Client SDG: 050614.b

Sample Date:
Sample Point:
Date Received:
Level: LOW

Number TICs found: 10

CONCENTRATION UNITS:
(ug/L or ug/KG) ppbv

	CAS NUMBER	COMPOUND NAME	RT	EST. CONC.	Q
1.		Unknown	2.442	158	J
2.		Unknown	3.034	4.14	J
3.	75-83-2	Butane, 2,2-dimethyl-	3.276	13.4	NJ
4.	590-35-2	Pentane, 2,2-dimethyl-	4.005	7.28	NJ
5.	562-49-2	Pentane, 3,3-dimethyl-	4.394	4.01	NJ
6.	540-84-1	Pentane, 2,2,4-trimethyl-	4.806	64.4	NJ
7.	560-21-4	Pentane, 2,3,3-trimethyl-	5.858	3.01	NJ
8.		Unknown	6.715	61.2	J
9.		Unknown	9.859	164	J
10.	0-00-0	4-Hydroxymandelic acid, eth	12.458	6.61	NJ

Data File: \\192.168.10.12\chem\10air7.i\050614.b\12638.D
Report Date: 07-May-2014 15:23

Pace Analytical Services, Inc.

TO15 Analysis (UNIX)

Data file : \\192.168.10.12\chem\10air7.i\050614.b\12638.D
Lab Smp Id: 10264580008
Inj Date : 07-MAY-2014 09:56
Operator : DL1 Inst ID: 10air7.i
Smp Info :
Misc Info : 20173
Comment : Volatile Organic COMPOUNDS in Air
Method : \\192.168.10.12\chem\10air7.i\050614.b\TO15_122-14.m
Meth Date : 07-May-2014 09:33 10air7.i Quant Type: ISTD
Cal Date : 02-MAY-2014 12:19 Cal File: 12213cal.D
Als bottle: 38
Dil Factor: 2.63760
Integrator: HP RTE Compound Sublist: Terra.sub
Target Version: 4.14
Processing Host: VIRTUALXP-77637

Concentration Formula: Amt * DF * Uf * CpndVariable

Name	Value	Description
DF	2.638	Dilution Factor
Uf	1.000	ng unit correction factor
Cpnd Variable		Local Compound Variable

	COMPOUND	RT	AREA	AMOUNT
$	28 Hexane-d14(S)	3.678	685966	9.503
	33 cis-1,2-Dichloroethene	3.877	16389	0.218
*	43 1,4-Difluorobenzene	4.665	1025816	10.000
$	54 Toluene-d8 (S)	6.005	859450	10.100
	60 Tetrachloroethene	6.862	358137	2.700
$	77 1,4-dichlorobenzene-d4	10.676	400565	9.584

	CONCENTRATIONS			QUANT		
RT	AREA	ON-COL(ppbv)	FINAL(ppbv)	QUAL	LIBRARY	LIB ENTRY	CPND #
Unknown				CAS #:			
2.442	4315652	59.7849743	158	0		0	28
Unknown				CAS #:			
3.034	113437	1.57144401	4.14	0		0	28

Data File: \\192.168.10.12\chem\10air7.i\050614.b\12638.D
Report Date: 07-May-2014 15:23

RT	AREA	CONCENTRATIONS ON-COL(ppbv)	FINAL(ppbv)	QUAL	QUANT LIBRARY	LIB ENTRY	CPND #
Butane, 2,2-dimethyl-				CAS #: 75-83-2			
3.276	367696	5.09371864	13.4	83	NBS75K.l	62861	28
Pentane, 2,2-dimethyl-				CAS #: 590-35-2			
4.005	208043	2.76232932	7.28	78	NBS75K.l	1592	33
Pentane, 3,3-dimethyl-				CAS #: 562-49-2			
4.394	155899	1.51975755	4.01	83	NBS75K.l	63427	43
Pentane, 2,2,4-trimethyl-				CAS #: 540-84-1			
4.806	2505041	24.4199657	64.4	83	NBS75K.l	64220	43
Pentane, 2,3,3-trimethyl-				CAS #: 560-21-4			
5.858	97270	1.14304078	3.01	72	NBS75K.l	3088	54
Unknown				CAS #:			
6.715	3079637	23.2201472	61.2	0		0	60
Unknown				CAS #:			
9.859	2593924	62.0597454	164	0		0	77
4-Hydroxymandelic acid, ethyl ester, di-				CAS #: 0-00-0			
12.458	104689	2.50469756	6.61	72	NBS75K.l	48099	77

Pace Analytical Services, Inc.
1700 Elm Street - Suite 200
Minneapolis, MN 55414
(612)607-1700

May 06, 2014

Tony Coryell
AECOM
800 LaSalle Avenue
Minneapolis, MN 55402

RE: Project: 60317420 St. Louis Park Inv.
Pace Project No.: 10263572

Dear Tony Coryell:
Enclosed are the analytical results for sample(s) received by the laboratory on April 16, 2014. The results relate only to the samples included in this report. Results reported herein conform to the most current TNI standards and the laboratory's Quality Assurance Manual, where applicable, unless otherwise noted in the body of the report.

If you have any questions concerning this report, please feel free to contact me.

Sincerely,

Carol Davy
carol.davy@pacelabs.com
Project Manager

Enclosures

REPORT OF LABORATORY ANALYSIS

This report shall not be reproduced, except in full,
without the written consent of Pace Analytical Services, Inc..

Pace Analytical Services, Inc.
1700 Elm Street - Suite 200
Minneapolis, MN 55414
(612)607-1700

CERTIFICATIONS

Project: 60317420 St. Louis Park Inv.
Pace Project No.: 10263572

Minnesota Certification IDs

1700 Elm Street SE Suite 200, Minneapolis, MN 55414
A2LA Certification #: 2926.01
Alabama Certification #40770
Alabama Certification #40770
Alaska Certification #: UST-078
Alaska Certification #MN00064
Arizona Certification #: AZ-0014
Arkansas Certification #: 88-0680
California Certification #: 01155CA
Colorado Certification #Pace
Connecticut Certification #: PH-0256
EPA Region 8 Certification #: 8TMS-L
Florida/NELAP Certification #: E87605
Guam Certification #: Pace
Georgia Certification #: 959
Idaho Certification #: MN00064
Hawaii Certification #MN00064
Illinois Certification #: 200011
Indiana Certification#C-MN-01
Iowa Certification #: 368
Kansas Certification #: E-10167
Kentucky Dept of Envi. Protection - DW #90062
Kentucky Dept of Envi. Protection - WW #:90062
Louisiana DEQ Certification #: 3086
Louisiana DHH #: LA140001
Maine Certification #: 2013011
Maryland Certification #: 322
Michigan DEPH Certification #: 9909
Minnesota Certification #: 027-053-137
Mississippi Certification #: Pace
Montana Certification #: MT0092
Nebraska Certification #: Pace
New York Certification #: 11647
North Carolina Certification #: 530
North Carolina State Public Health #: 27700
North Dakota Certification #: R-036
Ohio EPA #: 4150
Ohio VAP Certification #: CL101
Oklahoma Certification #: 9507
Oregon Certification #: MN200001
Oregon Certification #: MN300001
Pennsylvania Certification #: 68-00563
Puerto Rico Certification
Saipan (CNMI) #:MP0003
South Carolina #:74003001
Texas Certification #: T104704192
Tennessee Certification #: 02818
Utah Certification #: MN000642013-4
Virginia DGS Certification #: 251
Virginia/VELAP Certification #: Pace
Washington Certification #: C486
Wisconsin Certification #: 999407970
West Virginia Certification #: 382
West Virginia TO-15 Approval
West Virginia DHHR #:9952C

This report shall not be reproduced, except in full,
without the written consent of Pace Analytical Services, Inc..

Pace Analytical Services, Inc.
1700 Elm Street - Suite 200
Minneapolis, MN 55414
(612)607-1700

SAMPLE SUMMARY

Project: 60317420 St. Louis Park Inv.
Pace Project No.: 10263572

Lab ID	Sample ID	Matrix	Date Collected	Date Received
10263572001	**SSV-10**	Air	04/15/14 14:52	04/16/14 12:00
10263572002	**Unused Can#1047**	Air		04/16/14 12:00
10263572003	**Unused Can#0732**	Air		04/16/14 12:00
10263572004	**Unused Can#2384**	Air		04/16/14 12:00

REPORT OF LABORATORY ANALYSIS

This report shall not be reproduced, except in full,
without the written consent of Pace Analytical Services, Inc..

Pace Analytical Services, Inc.
1700 Elm Street - Suite 200
Minneapolis, MN 55414
(612)607-1700

SAMPLE ANALYTE COUNT

Project: 60317420 St. Louis Park Inv.
Pace Project No.: 10263572

Lab ID	Sample ID	Method	Analysts	Analytes Reported
10263572001	**SSV-10**	TO-15	DR1	61

This report shall not be reproduced, except in full,
without the written consent of Pace Analytical Services, Inc..

Pace Analytical Services, Inc.
1700 Elm Street - Suite 200
Minneapolis, MN 55414
(612)607-1700

PROJECT NARRATIVE

Project: 60317420 St. Louis Park Inv.
Pace Project No.: 10263572

Method: **TO-15**
Description: TO15 MSV AIR
Client: AECOM
Date: May 06, 2014

General Information:
1 sample was analyzed for TO-15. All samples were received in acceptable condition with any exceptions noted below.

Hold Time:
The samples were analyzed within the method required hold times with any exceptions noted below.

Initial Calibrations (including MS Tune as applicable):
All criteria were within method requirements with any exceptions noted below.

Continuing Calibration:
All criteria were within method requirements with any exceptions noted below.

Internal Standards:
All internal standards were within QC limits with any exceptions noted below.

Surrogates:
All surrogates were within QC limits with any exceptions noted below.

Method Blank:
All analytes were below the report limit in the method blank, where applicable, with any exceptions noted below.

Laboratory Control Spike:
All laboratory control spike compounds were within QC limits with any exceptions noted below.

Matrix Spikes:
All percent recoveries and relative percent differences (RPDs) were within acceptance criteria with any exceptions noted below.

Duplicate Sample:
All duplicate sample results were within method acceptance criteria with any exceptions noted below.

Additional Comments:

Sample Comments:

K3: The Total Hydrocarbon (THC) pattern is evenly distributed throughout the chromatogram (before and after toluene).
- SSV-10 (Lab ID: 10263572001)

Analyte Comments:

QC Batch: AIR/20076

E: Analyte concentration exceeded the calibration range. The reported result is estimated.
- DUP (Lab ID: 1666077)
  - Ethanol
  - Acetone
- SSV-10 (Lab ID: 10263572001)
  - 2-Propanol

REPORT OF LABORATORY ANALYSIS

This report shall not be reproduced, except in full,
without the written consent of Pace Analytical Services, Inc..

Pace Analytical Services, Inc.
1700 Elm Street - Suite 200
Minneapolis, MN 55414
(612)607-1700

PROJECT NARRATIVE

Project: 60317420 St. Louis Park Inv.
Pace Project No.: 10263572

Method: **TO-15**
Description: TO15 MSV AIR
Client: AECOM
Date: May 06, 2014

Analyte Comments:

QC Batch: AIR/20076

E: Analyte concentration exceeded the calibration range. The reported result is estimated.

- SSV-10 (Lab ID: 10263572001)
  - Ethanol

This data package has been reviewed for quality and completeness and is approved for release.

This report shall not be reproduced, except in full,
without the written consent of Pace Analytical Services, Inc..

Pace Analytical Services, Inc.
1700 Elm Street - Suite 200
Minneapolis, MN 55414
(612)607-1700

ANALYTICAL RESULTS

Project: 60317420 St. Louis Park Inv.
Pace Project No.: 10263572

Sample: SSV-10 **Lab ID: 10263572001** Collected: 04/15/14 14:52 Received: 04/16/14 12:00 Matrix: Air

Parameters	Results	Units	Report Limit	MDL	DF	Prepared	Analyzed	CAS No.	Qual
TO15 MSV AIR	Analytical Method: TO-15								
Acetone	**77.2**	ug/m3	3.2	1.6	1.34		04/28/14 03:20	67-64-1	
Benzene	ND	ug/m3	0.44	0.16	1.34		04/28/14 03:20	71-43-2	
Benzyl chloride	ND	ug/m3	3.5	0.70	1.34		04/28/14 03:20	100-44-7	
Bromodichloromethane	ND	ug/m3	1.8	0.24	1.34		04/28/14 03:20	75-27-4	
Bromoform	ND	ug/m3	2.8	0.43	1.34		04/28/14 03:20	75-25-2	
Bromomethane	ND	ug/m3	1.1	0.36	1.34		04/28/14 03:20	74-83-9	
1,3-Butadiene	ND	ug/m3	0.60	0.11	1.34		04/28/14 03:20	106-99-0	
2-Butanone (MEK)	**3.6**	ug/m3	0.80	0.37	1.34		04/28/14 03:20	78-93-3	
Carbon disulfide	ND	ug/m3	0.84	0.096	1.34		04/28/14 03:20	75-15-0	
Carbon tetrachloride	ND	ug/m3	0.86	0.43	1.34		04/28/14 03:20	56-23-5	
Chlorobenzene	ND	ug/m3	1.3	0.14	1.34		04/28/14 03:20	108-90-7	
Chloroethane	ND	ug/m3	0.72	0.36	1.34		04/28/14 03:20	75-00-3	
Chloroform	ND	ug/m3	1.3	0.24	1.34		04/28/14 03:20	67-66-3	
Chloromethane	ND	ug/m3	0.56	0.26	1.34		04/28/14 03:20	74-87-3	
Cyclohexane	ND	ug/m3	0.94	0.17	1.34		04/28/14 03:20	110-82-7	
Dibromochloromethane	ND	ug/m3	2.3	1.2	1.34		04/28/14 03:20	124-48-1	
1,2-Dibromoethane (EDB)	ND	ug/m3	2.1	0.31	1.34		04/28/14 03:20	106-93-4	
1,2-Dichlorobenzene	ND	ug/m3	4.1	0.19	1.34		04/28/14 03:20	95-50-1	
1,3-Dichlorobenzene	ND	ug/m3	1.6	0.31	1.34		04/28/14 03:20	541-73-1	
1,4-Dichlorobenzene	ND	ug/m3	4.1	0.27	1.34		04/28/14 03:20	106-46-7	
Dichlorodifluoromethane	**2.3**	ug/m3	1.4	0.15	1.34		04/28/14 03:20	75-71-8	
1,1-Dichloroethane	ND	ug/m3	1.1	0.19	1.34		04/28/14 03:20	75-34-3	
1,2-Dichloroethane	ND	ug/m3	0.55	0.16	1.34		04/28/14 03:20	107-06-2	
1,1-Dichloroethene	ND	ug/m3	1.1	0.14	1.34		04/28/14 03:20	75-35-4	
cis-1,2-Dichloroethene	**158**	ug/m3	1.1	0.26	1.34		04/28/14 03:20	156-59-2	
trans-1,2-Dichloroethene	**18.5**	ug/m3	1.1	0.22	1.34		04/28/14 03:20	156-60-5	
1,2-Dichloropropane	ND	ug/m3	1.3	0.20	1.34		04/28/14 03:20	78-87-5	
cis-1,3-Dichloropropene	ND	ug/m3	1.2	0.18	1.34		04/28/14 03:20	10061-01-5	
trans-1,3-Dichloropropene	ND	ug/m3	1.2	0.20	1.34		04/28/14 03:20	10061-02-6	
Dichlorotetrafluoroethane	ND	ug/m3	1.9	0.33	1.34		04/28/14 03:20	76-14-2	
Ethanol	**112**	ug/m3	1.3	0.42	1.34		04/28/14 03:20	64-17-5	E
Ethyl acetate	ND	ug/m3	0.98	0.17	1.34		04/28/14 03:20	141-78-6	
Ethylbenzene	**8.1**	ug/m3	1.2	0.24	1.34		04/28/14 03:20	100-41-4	
4-Ethyltoluene	ND	ug/m3	1.3	0.23	1.34		04/28/14 03:20	622-96-8	
n-Heptane	**2.5**	ug/m3	1.1	0.22	1.34		04/28/14 03:20	142-82-5	
Hexachloro-1,3-butadiene	ND	ug/m3	2.9	0.55	1.34		04/28/14 03:20	87-68-3	
n-Hexane	**1.1**	ug/m3	0.96	0.14	1.34		04/28/14 03:20	110-54-3	
2-Hexanone	ND	ug/m3	1.1	0.29	1.34		04/28/14 03:20	591-78-6	
Methylene Chloride	**10.3**	ug/m3	4.7	0.31	1.34		04/28/14 03:20	75-09-2	
4-Methyl-2-pentanone (MIBK)	**1.4**	ug/m3	1.1	0.23	1.34		04/28/14 03:20	108-10-1	
Methyl-tert-butyl ether	ND	ug/m3	0.98	0.12	1.34		04/28/14 03:20	1634-04-4	
Naphthalene	ND	ug/m3	3.6	0.35	1.34		04/28/14 03:20	91-20-3	
2-Propanol	**270**	ug/m3	1.7	0.12	1.34		04/28/14 03:20	67-63-0	E
Propylene	ND	ug/m3	0.47	0.15	1.34		04/28/14 03:20	115-07-1	
Styrene	ND	ug/m3	1.2	0.18	1.34		04/28/14 03:20	100-42-5	
1,1,2,2-Tetrachloroethane	ND	ug/m3	0.94	0.31	1.34		04/28/14 03:20	79-34-5	

REPORT OF LABORATORY ANALYSIS

This report shall not be reproduced, except in full,
without the written consent of Pace Analytical Services, Inc..

Pace Analytical Services, Inc.
1700 Elm Street - Suite 200
Minneapolis, MN 55414
(612)607-1700

ANALYTICAL RESULTS

Project: 60317420 St. Louis Park Inv.
Pace Project No.: 10263572

Sample: SSV-10 **Lab ID: 10263572001** Collected: 04/15/14 14:52 Received: 04/16/14 12:00 Matrix: Air

Parameters	Results	Units	Report Limit	MDL	DF	Prepared	Analyzed	CAS No.	Qual
TO15 MSV AIR	Analytical Method: TO-15								
Tetrachloroethene	**9.0**	ug/m3	0.92	0.25	1.34		04/28/14 03:20	127-18-4	
Tetrahydrofuran	ND	ug/m3	0.80	0.19	1.34		04/28/14 03:20	109-99-9	
Toluene	**41.0**	ug/m3	1.0	0.18	1.34		04/28/14 03:20	108-88-3	
1,2,4-Trichlorobenzene	ND	ug/m3	2.0	0.49	1.34		04/28/14 03:20	120-82-1	
1,1,1-Trichloroethane	ND	ug/m3	1.5	0.19	1.34		04/28/14 03:20	71-55-6	
1,1,2-Trichloroethane	ND	ug/m3	0.74	0.33	1.34		04/28/14 03:20	79-00-5	
Trichloroethene	**11.4**	ug/m3	0.74	0.24	1.34		04/28/14 03:20	79-01-6	
Trichlorofluoromethane	**1.7**	ug/m3	1.5	0.18	1.34		04/28/14 03:20	75-69-4	
1,1,2-Trichlorotrifluoroethane	ND	ug/m3	2.1	0.21	1.34		04/28/14 03:20	76-13-1	
1,2,4-Trimethylbenzene	**2.2**	ug/m3	1.3	0.16	1.34		04/28/14 03:20	95-63-6	
1,3,5-Trimethylbenzene	ND	ug/m3	1.3	0.28	1.34		04/28/14 03:20	108-67-8	
Vinyl acetate	ND	ug/m3	0.96	0.47	1.34		04/28/14 03:20	108-05-4	
Vinyl chloride	ND	ug/m3	0.35	0.12	1.34		04/28/14 03:20	75-01-4	
m&p-Xylene	**24.3**	ug/m3	2.4	0.19	1.34		04/28/14 03:20	179601-23-1	
o-Xylene	**4.6**	ug/m3	1.2	0.59	1.34		04/28/14 03:20	95-47-6	

REPORT OF LABORATORY ANALYSIS

This report shall not be reproduced, except in full,
without the written consent of Pace Analytical Services, Inc..

Pace Analytical Services, Inc.
1700 Elm Street - Suite 200
Minneapolis, MN 55414
(612)607-1700

QUALITY CONTROL DATA

Project: 60317420 St. Louis Park Inv.
Pace Project No.: 10263572

QC Batch: AIR/20076
QC Batch Method: TO-15
Analysis Method: TO-15
Analysis Description: TO15 MSV AIR Low Level
Associated Lab Samples: 10263572001

METHOD BLANK: 1665966
Matrix: Air
Associated Lab Samples: 10263572001

Parameter	Units	Blank Result	Reporting Limit	Analyzed	Qualifiers
1,1,1-Trichloroethane	ug/m3	ND	1.1	04/27/14 22:04	
1,1,2-Trichloroethane	ug/m3	ND	0.55	04/27/14 22:04	
1,1,2-Trichlorotrifluoroethane	ug/m3	ND	1.6	04/27/14 22:04	
1,1-Dichloroethane	ug/m3	ND	0.82	04/27/14 22:04	
1,1-Dichloroethene	ug/m3	ND	0.81	04/27/14 22:04	
1,2,4-Trimethylbenzene	ug/m3	ND	1.0	04/27/14 22:04	
1,2-Dibromoethane (EDB)	ug/m3	ND	1.6	04/27/14 22:04	
1,2-Dichloroethane	ug/m3	ND	0.41	04/27/14 22:04	
1,2-Dichloropropane	ug/m3	ND	0.94	04/27/14 22:04	
1,3,5-Trimethylbenzene	ug/m3	ND	1.0	04/27/14 22:04	
1,3-Butadiene	ug/m3	ND	0.45	04/27/14 22:04	
2-Butanone (MEK)	ug/m3	ND	0.60	04/27/14 22:04	
2-Hexanone	ug/m3	ND	0.83	04/27/14 22:04	
4-Ethyltoluene	ug/m3	ND	1.0	04/27/14 22:04	
4-Methyl-2-pentanone (MIBK)	ug/m3	ND	0.83	04/27/14 22:04	
Acetone	ug/m3	ND	2.4	04/27/14 22:04	
Benzene	ug/m3	ND	0.32	04/27/14 22:04	
Bromodichloromethane	ug/m3	ND	1.4	04/27/14 22:04	
Bromomethane	ug/m3	ND	0.79	04/27/14 22:04	
Carbon disulfide	ug/m3	ND	0.63	04/27/14 22:04	
Carbon tetrachloride	ug/m3	ND	0.64	04/27/14 22:04	
Chlorobenzene	ug/m3	ND	0.94	04/27/14 22:04	
Chloroethane	ug/m3	ND	0.54	04/27/14 22:04	
Chloroform	ug/m3	ND	0.99	04/27/14 22:04	
Chloromethane	ug/m3	ND	0.42	04/27/14 22:04	
cis-1,2-Dichloroethene	ug/m3	ND	0.81	04/27/14 22:04	
cis-1,3-Dichloropropene	ug/m3	ND	0.92	04/27/14 22:04	
Cyclohexane	ug/m3	ND	0.70	04/27/14 22:04	
Dibromochloromethane	ug/m3	ND	1.7	04/27/14 22:04	
Dichlorodifluoromethane	ug/m3	ND	1.0	04/27/14 22:04	
Ethylbenzene	ug/m3	ND	0.88	04/27/14 22:04	
m&p-Xylene	ug/m3	ND	1.8	04/27/14 22:04	
Methyl-tert-butyl ether	ug/m3	ND	0.73	04/27/14 22:04	
Methylene Chloride	ug/m3	ND	3.5	04/27/14 22:04	
n-Hexane	ug/m3	ND	0.72	04/27/14 22:04	
Naphthalene	ug/m3	ND	2.7	04/27/14 22:04	
o-Xylene	ug/m3	ND	0.88	04/27/14 22:04	
Propylene	ug/m3	ND	0.35	04/27/14 22:04	
Styrene	ug/m3	ND	0.87	04/27/14 22:04	
Tetrachloroethene	ug/m3	ND	0.69	04/27/14 22:04	
Toluene	ug/m3	ND	0.77	04/27/14 22:04	
trans-1,2-Dichloroethene	ug/m3	ND	0.81	04/27/14 22:04	
trans-1,3-Dichloropropene	ug/m3	ND	0.92	04/27/14 22:04	

REPORT OF LABORATORY ANALYSIS

This report shall not be reproduced, except in full,
without the written consent of Pace Analytical Services, Inc..

Pace Analytical Services, Inc.
1700 Elm Street - Suite 200
Minneapolis, MN 55414
(612)607-1700

QUALITY CONTROL DATA

Project: 60317420 St. Louis Park Inv.
Pace Project No.: 10263572

METHOD BLANK: 1665966 Matrix: Air
Associated Lab Samples: 10263572001

Parameter	Units	Blank Result	Reporting Limit	Analyzed	Qualifiers
Trichloroethene	ug/m3	ND	0.55	04/27/14 22:04	
Trichlorofluoromethane	ug/m3	ND	1.1	04/27/14 22:04	
Vinyl chloride	ug/m3	ND	0.26	04/27/14 22:04	

LABORATORY CONTROL SAMPLE: 1665967

Parameter	Units	Spike Conc.	LCS Result	LCS % Rec	% Rec Limits	Qualifiers
1,1,1-Trichloroethane	ug/m3	55.5	51.2	92	72-128	
1,1,2-Trichloroethane	ug/m3	55.5	55.4	100	72-130	
1,1,2-Trichlorotrifluoroethane	ug/m3	77.9	69.2	89	68-126	
1,1-Dichloroethane	ug/m3	41.2	34.9	85	68-128	
1,1-Dichloroethene	ug/m3	40.3	36.1	89	68-130	
1,2,4-Trimethylbenzene	ug/m3	50	49.3	99	71-140	
1,2-Dibromoethane (EDB)	ug/m3	78.1	78.4	100	73-136	
1,2-Dichloroethane	ug/m3	41.2	37.8	92	71-132	
1,2-Dichloropropane	ug/m3	47	46.8	100	72-130	
1,3,5-Trimethylbenzene	ug/m3	50	49.1	98	73-136	
1,3-Butadiene	ug/m3	22.5	21.7	97	72-130	
2-Butanone (MEK)	ug/m3	30	26.2	87	71-135	
2-Hexanone	ug/m3	41.7	44.2	106	75-133	
4-Ethyltoluene	ug/m3	50	49.6	99	73-134	
4-Methyl-2-pentanone (MIBK)	ug/m3	41.7	50.2	120	72-137	
Acetone	ug/m3	24.2	23.5	97	68-136	
Benzene	ug/m3	32.5	33.5	103	69-134	
Bromodichloromethane	ug/m3	68.2	67.3	99	74-129	
Bromomethane	ug/m3	39.5	37.5	95	68-127	
Carbon disulfide	ug/m3	31.7	28.3	89	68-130	
Carbon tetrachloride	ug/m3	64	57.9	90	66-134	
Chlorobenzene	ug/m3	46.8	45.5	97	72-137	
Chloroethane	ug/m3	26.8	25.6	95	69-128	
Chloroform	ug/m3	49.7	46.2	93	72-127	
Chloromethane	ug/m3	21	20.2	96	69-125	
cis-1,2-Dichloroethene	ug/m3	40.3	40.2	100	71-135	
cis-1,3-Dichloropropene	ug/m3	46.2	50.6	110	74-134	
Cyclohexane	ug/m3	35	41.3	118	72-130	
Dibromochloromethane	ug/m3	86.6	87.0	100	73-133	
Dichlorodifluoromethane	ug/m3	50.3	47.0	93	69-125	
Ethylbenzene	ug/m3	44.2	42.2	96	73-139	
m&p-Xylene	ug/m3	44.2	44.9	102	73-139	
Methyl-tert-butyl ether	ug/m3	36.7	36.2	99	72-132	
Methylene Chloride	ug/m3	35.3	33.5	95	64-134	
n-Hexane	ug/m3	35.8	31.8	89	69-128	
Naphthalene	ug/m3	53.3	50.6	95	61-150	
o-Xylene	ug/m3	44.2	43.3	98	71-138	
Propylene	ug/m3	17.5	18.3	105	69-133	

REPORT OF LABORATORY ANALYSIS

This report shall not be reproduced, except in full,
without the written consent of Pace Analytical Services, Inc..

Pace Analytical Services, Inc.
1700 Elm Street - Suite 200
Minneapolis, MN 55414
(612)607-1700

QUALITY CONTROL DATA

Project: 60317420 St. Louis Park Inv.
Pace Project No.: 10263572

LABORATORY CONTROL SAMPLE: 1665967

Parameter	Units	Spike Conc.	LCS Result	LCS % Rec	% Rec Limits	Qualifiers
Styrene	ug/m3	43.3	43.2	100	74-136	
Tetrachloroethene	ug/m3	69	66.5	96	69-136	
Toluene	ug/m3	38.3	39.8	104	67-133	
trans-1,2-Dichloroethene	ug/m3	40.3	37.6	93	70-131	
trans-1,3-Dichloropropene	ug/m3	46.2	55.3	120	72-135	
Trichloroethene	ug/m3	54.6	51.7	95	70-135	
Trichlorofluoromethane	ug/m3	57.1	49.9	87	67-125	
Vinyl chloride	ug/m3	26	25.8	99	69-132	

SAMPLE DUPLICATE: 1666077

Parameter	Units	10262924007 Result	Dup Result	RPD	Max RPD	Qualifiers
1,1,1-Trichloroethane	ug/m3	ND	ND		25	
1,1,2,2-Tetrachloroethane	ug/m3	ND	ND		25	
1,1,2-Trichloroethane	ug/m3	ND	ND		25	
1,1,2-Trichlorotrifluoroethane	ug/m3	ND	ND		25	
1,1-Dichloroethane	ug/m3	ND	ND		25	
1,1-Dichloroethene	ug/m3	ND	ND		25	
1,2,4-Trichlorobenzene	ug/m3	ND	ND		25	
1,2,4-Trimethylbenzene	ug/m3	2.6	2.4	7	25	
1,2-Dibromoethane (EDB)	ug/m3	ND	ND		25	
1,2-Dichlorobenzene	ug/m3	ND	ND		25	
1,2-Dichloroethane	ug/m3	ND	ND		25	
1,2-Dichloropropane	ug/m3	ND	ND		25	
1,3,5-Trimethylbenzene	ug/m3	1.7	1.7	.4	25	
1,3-Butadiene	ug/m3	ND	ND		25	
1,3-Dichlorobenzene	ug/m3	ND	ND		25	
1,4-Dichlorobenzene	ug/m3	3.6J	3.7J		25	
2-Butanone (MEK)	ug/m3	1.9	1.6	17	25	
2-Hexanone	ug/m3	ND	ND		25	
2-Propanol	ug/m3	12.7	14.8	15	25	
4-Ethyltoluene	ug/m3	2.3	2.2	4	25	
4-Methyl-2-pentanone (MIBK)	ug/m3	ND	ND		25	
Acetone	ug/m3	814	749	8	25	E
Benzene	ug/m3	ND	0.99		25	
Benzyl chloride	ug/m3	ND	ND		25	
Bromodichloromethane	ug/m3	ND	ND		25	
Bromoform	ug/m3	ND	ND		25	
Bromomethane	ug/m3	ND	ND		25	
Carbon disulfide	ug/m3	ND	ND		25	
Carbon tetrachloride	ug/m3	ND	ND		25	
Chlorobenzene	ug/m3	ND	ND		25	
Chloroethane	ug/m3	ND	ND		25	
Chloroform	ug/m3	ND	ND		25	
Chloromethane	ug/m3	1.1	1.3	23	25	
cis-1,2-Dichloroethene	ug/m3	ND	ND		25	
cis-1,3-Dichloropropene	ug/m3	ND	ND		25	

REPORT OF LABORATORY ANALYSIS

This report shall not be reproduced, except in full,
without the written consent of Pace Analytical Services, Inc..

Pace Analytical Services, Inc.
1700 Elm Street - Suite 200
Minneapolis, MN 55414
(612)607-1700

QUALITY CONTROL DATA

Project: 60317420 St. Louis Park Inv.
Pace Project No.: 10263572

SAMPLE DUPLICATE: 1666077

Parameter	Units	10262924007 Result	Dup Result	RPD	Max RPD	Qualifiers
Cyclohexane	ug/m3	0.57J	.64J		25	
Dibromochloromethane	ug/m3	ND	ND		25	
Dichlorodifluoromethane	ug/m3	2.5	2.1	14	25	
Dichlorotetrafluoroethane	ug/m3	ND	ND		25	
Ethanol	ug/m3	118	122	4	25	E
Ethyl acetate	ug/m3	ND	ND		25	
Ethylbenzene	ug/m3	4.8	4.9	2	25	
Hexachloro-1,3-butadiene	ug/m3	ND	ND		25	
m&p-Xylene	ug/m3	9.7	9.9	2	25	
Methyl-tert-butyl ether	ug/m3	ND	ND		25	
Methylene Chloride	ug/m3	8.3	9.7	17	25	
n-Heptane	ug/m3	3.1	3.4	8	25	
n-Hexane	ug/m3	2.1	1.8	18	25	
Naphthalene	ug/m3	ND	1.6J		25	
o-Xylene	ug/m3	25.5	25.8	.9	25	
Propylene	ug/m3	ND	ND		25	
Styrene	ug/m3	ND	ND		25	
Tetrachloroethene	ug/m3	136	138	1	25	
Tetrahydrofuran	ug/m3	ND	ND		25	
Toluene	ug/m3	19.0	19.3	2	25	
trans-1,2-Dichloroethene	ug/m3	ND	ND		25	
trans-1,3-Dichloropropene	ug/m3	ND	ND		25	
Trichloroethene	ug/m3	ND	ND		25	
Trichlorofluoromethane	ug/m3	1.4J	1.4J		25	
Vinyl acetate	ug/m3	ND	ND		25	
Vinyl chloride	ug/m3	ND	ND		25	

REPORT OF LABORATORY ANALYSIS

This report shall not be reproduced, except in full,
without the written consent of Pace Analytical Services, Inc..

Pace Analytical Services, Inc.
1700 Elm Street - Suite 200
Minneapolis, MN 55414
(612)607-1700

QUALIFIERS

Project: 60317420 St. Louis Park Inv.
Pace Project No.: 10263572

DEFINITIONS

DF - Dilution Factor, if reported, represents the factor applied to the reported data due to changes in sample preparation, dilution of the sample aliquot, or moisture content.

ND - Not Detected at or above adjusted reporting limit.

J - Estimated concentration above the adjusted method detection limit and below the adjusted reporting limit.

MDL - Adjusted Method Detection Limit.

PRL - Pace Reporting Limit.

RL - Reporting Limit.

S - Surrogate

1,2-Diphenylhydrazine (8270 listed analyte) decomposes to Azobenzene.

Consistent with EPA guidelines, unrounded data are displayed and have been used to calculate % recovery and RPD values.

LCS(D) - Laboratory Control Sample (Duplicate)

MS(D) - Matrix Spike (Duplicate)

DUP - Sample Duplicate

RPD - Relative Percent Difference

NC - Not Calculable.

SG - Silica Gel - Clean-Up

U - Indicates the compound was analyzed for, but not detected.

N-Nitrosodiphenylamine decomposes and cannot be separated from Diphenylamine using Method 8270. The result reported for each analyte is a combined concentration.

Pace Analytical is TNI accredited. Contact your Pace PM for the current list of accredited analytes.

TNI - The NELAC Institute.

SAMPLE QUALIFIERS

Sample: 10263572001

[1] The Total Hydrocarbon (THC) pattern is evenly distributed throughout the chromatogram (before and after toluene).

ANALYTE QUALIFIERS

E Analyte concentration exceeded the calibration range. The reported result is estimated.

This report shall not be reproduced, except in full,
without the written consent of Pace Analytical Services, Inc..

Pace Analytical Services, Inc.
1700 Elm Street - Suite 200
Minneapolis, MN 55414
(612)607-1700

QUALITY CONTROL DATA CROSS REFERENCE TABLE

Project: 60317420 St. Louis Park Inv.
Pace Project No.: 10263572

Lab ID	Sample ID	QC Batch Method	QC Batch	Analytical Method	Analytical Batch
10263572001	**SSV-10**	TO-15	AIR/20076		

This report shall not be reproduced, except in full,
without the written consent of Pace Analytical Services, Inc..

10263572

Pace Analytical®
www.pacelabs.com

AIR: CHAIN-OF-CUSTODY / Analytical Request Document

The Chain-of-Custody is a LEGAL DOCUMENT. All relevant fields must be completed accurately.

14953

Page: 1 of 1

Section A Required Client Information:

Company: AECOM
Address: 800 LaSalle Ave Suite 900
Minneapolis, MN 55402
Email To: Tony.Lorgell@aecom.com
Phone: 612-370-2200 Fax:
Requested Due Date/TAT: 2

Section B Required Project Information:

Report To: Tony Lorgell
Copy To:
Purchase Order No.:
Project Name: St. Louis Park Inn
Project Number: 60317420

Section C Invoice Information:

Attention: Demo
Company Name:
Address:
Pace Quote Reference:
Pace Project Manager/Sales Rep. Carol Dry
Pace Profile #:

Program: UST | Superfund | Emissions | Clean Air Act | Voluntary Clean Up | Dry Clean | RCRA | Other

Location of Sampling by State: MN

Reporting Units: ug/m³ mg/m³ PPBV PPMV Other

Report Level II. III. IV. Other

ITEM #	'Section D Required Client Information AIR SAMPLE ID (Sample IDs MUST BE UNIQUE)	MEDIA CODE	PID Reading (Client only)	COLLECTED COMPOSITE START END/GRAB DATE	COLLECTED COMPOSITE START END/GRAB TIME	COLLECTED COMPOSITE - DATE	COLLECTED COMPOSITE - TIME	Canister Pressure (Initial Field - psig)	Canister Pressure (Final Field - psig)	Summa Can Number	Flow Control Number	Method: PM10	3C: Fixed Gas (%)	TO-3	TO-3M (Methane)	TO-4 (PCBs)	TO-13 (PAH)	TO-14	TO-15	TO15 Short List*	Pace Lab ID
1	SSV-1D	6LC		4-15-14	1350	4-15-14	1450	-28	-1	1214								1			001
2																					002,003,004
3																					
4																					
5																					
6																					
7																					
8																					
9																					
10																					
11																					
12																					

Valid Media Codes: Tedlar Bag TB; 1 Liter Summa Can 1LC; 6 Liter Summa Can 6LC; Low Volume Puff LVP; High Volume Puff HVP; Other PM10

Comments :

RELINQUISHED BY / AFFILIATION	DATE	TIME	ACCEPTED BY / AFFILIATION	DATE	TIME
Ben Johnston AECOM	4-16-14	1200	[signature] PACE	4-16-14	1200

SAMPLE CONDITIONS

Temp in °C	Received on Ice Y/N	Custody Sealed Cooler Y/N	Samples Intact Y/N
	Y/N	Y/N	Y/N
	Y/N	Y/N	Y/N
	Y/N	Y/N	Y/N

SAMPLER NAME AND SIGNATURE

PRINT Name of SAMPLER: Ben Johnston

SIGNATURE of SAMPLER: [signature] DATE Signed (MM / DD / YY): 4-16-14

ORIGINAL

Pace Analytical	Document Name: Air Sample Condition Upon Receipt	Document Revised: 26Dec2013 Page 1 of 1
	Document No.: F-MN-A-106-rev.09	Issuing Authority: Pace Minnesota Quality Office

Air Sample Condition Upon Receipt

Client Name: Aecom

Project #: WO# : 10263572

10263572

Courier: ☐ Fed Ex ☐ UPS ☐ USPS ☒ Client ☐ Commercial ☐ Pace ☐ Other: _____

Tracking Number: _____

Custody Seal on Cooler/Box Present? ☐ Yes ☒ No **Seals Intact?** ☐ Yes ☒ No

Optional: Proj. Due Date: Proj. Name:

Packing Material: ☐ Bubble Wrap ☐ Bubble Bags ☒ Foam ☐ None ☐ Other: _____ **Temp Blank rec:** ☐ Yes ☒ No

Temp. (TO17 and TO13 samples only) (°C): _____ **Corrected Temp (°C):** _____ **Thermom. Used:** ☐ B88A912167504 ☐ B88A9132521491 ☐ 72337080 ☐ 80512447

Temp should be above freezing to 6°C **Correction Factor:** _____ **Date & Initials of Person Examining Contents:** 4/16/14

Type of ice Received ☐ Blue ☐ Wet ☒ None

				Comments:
Chain of Custody Present?	☒ Yes	☐ No	☐ N/A	1.
Chain of Custody Filled Out?	☒ Yes	☐ No	☐ N/A	2.
Chain of Custody Relinquished?	☒ Yes	☐ No	☐ N/A	3.
Sampler Name and/or Signature on COC?	☒ Yes	☐ No	☐ N/A	4.
Samples Arrived within Hold Time?	☒ Yes	☐ No	☐ N/A	5.
Short Hold Time Analysis (<72 hr)?	☐ Yes	☒ No	☐ N/A	6.
Rush Turn Around Time Requested?	☐ Yes	☒ No	☐ N/A	7.
Sufficient Volume?	☒ Yes	☐ No	☐ N/A	8.
Correct Containers Used?	☒ Yes	☐ No	☐ N/A	9.
-Pace Containers Used?	☒ Yes	☐ No	☐ N/A	
Containers Intact?	☒ Yes	☐ No	☐ N/A	10.
Media: air can				11.
Sample Labels Match COC?	☒ Yes	☐ No	☐ N/A	12.

Samples Received:

Canisters		Flow Controllers		Stand Alone G	
Sample Number	Can ID	Sample Number	Can ID	Sample Number	Can ID
SSV-10	1214		0571		
Unused	1047		0659		
Unused	0732		0994		
unused	2384		0696		

CLIENT NOTIFICATION/RESOLUTION

Field Data Required? ☐ Yes ☐ No

Person Contacted: _____ Date/Time: _____

Comments/Resolution: _____

Project Manager Review: CMM **Date:** 4-17-14

Note: Whenever there is a discrepancy affecting North Carolina compliance samples, a copy of this form will be sent to the North Carolina DEHNR Certification Office (i.e out of hold, incorrect preservative, out of temp, incorrect containers)

Data File: \\192.168.10.12\chem\10airD.i\042714.b\11736.d
Report Date: 28-Apr-2014 12:43

Pace Analytical Services, Inc.

TENTATIVELY IDENTIFIED COMPOUNDS

Client Name:
Lab Smp Id: 10263572001
Operator : DR1
Sample Location:
Sample Matrix: AIR
Analysis Type: VOA
Inj Date: 28-APR-2014 03:20

Client SDG: 042714.b

Sample Date:
Sample Point:
Date Received:
Level: LOW

Number TICs found: 10

CONCENTRATION UNITS:
(ug/L or ug/KG) ppbv

	CAS NUMBER	COMPOUND NAME	RT	EST. CONC.	Q
1.		Unknown	3.354	82.4	J
2.		Unknown	4.568	1.38	J
3.		Unknown	6.079	2.57	J
4.		Unknown	8.837	1.02	J
5.	541-05-9	Cyclotrisiloxane, hexamethy	9.119	4.67	NJ
6.		Unknown	15.278	1.98	J
7.	124-19-6	Nonanal	15.409	2.48	NJ
8.		Unknown	15.947	9.12	J
9.		Unknown	16.917	0.681	J
10.		Unknown	17.137	0.660	J

Data File: \\192.168.10.12\chem\10airD.i\042714.b\11736.d
Report Date: 28-Apr-2014 12:43

Pace Analytical Services, Inc.

TO15 Analysis (UNIX)

Data file : \\192.168.10.12\chem\10airD.i\042714.b\11736.d
Lab Smp Id: 10263572001
Inj Date : 28-APR-2014 03:20
Operator : DR1 Inst ID: 10airD.i
Smp Info :
Misc Info : 20076
Comment : Volatile Organic COMPOUNDS in Air
Method : \\192.168.10.12\chem\10airD.i\042714.b\TO15_117-14.m
Meth Date : 28-Apr-2014 11:41 ahamilton Quant Type: ISTD
Cal Date : 27-APR-2014 17:53 Cal File: 11716.d
Als bottle: 36
Dil Factor: 1.34000
Integrator: HP RTE Compound Sublist: all.sub
Target Version: 4.14

Concentration Formula: Amt * DF * Uf * CpndVariable

Name	Value	Description
DF	1.340	Dilution Factor
Uf	1.000	ng unit correction factor
Cpnd Variable		Local Compound Variable

	COMPOUND	RT	AREA	AMOUNT
10	Ethanol	3.676	688056	43.480
24	trans-1,2-dichloroethene	4.669	480175	3.419
* 43	1,4-Difluorobenzene	6.407	998257	10.000
60	Tetrachloroethene	9.293	162682	0.977
81	1,2,3-Trimethylbenzene	14.117	16321	0.150
85	Naphthalene	17.226	95441	0.402

	CONCENTRATIONS				QUANT		
RT	AREA	ON-COL(ppbv)	FINAL(ppbv)	QUAL	LIBRARY	LIB ENTRY	CPND #
Unknown				CAS #:			
3.354	972905	61.4800634	82.4	0		0	10
Unknown				CAS #:			
4.568	144592	1.02960752	1.38	0		0	24
Unknown				CAS #:			
6.079	191564	1.91898007	2.57	0		0	43

Data File: \\192.168.10.12\chem\10airD.i\042714.b\11736.d
Report Date: 28-Apr-2014 12:43

RT	AREA	CONCENTRATIONS ON-COL(ppbv)	CONCENTRATIONS FINAL(ppbv)	QUAL	QUANT LIBRARY	QUANT LIB ENTRY	QUANT CPND #
Unknown				CAS #:			
8.837	127349	0.76504054	1.02	0		0	60
Cyclotrisiloxane, hexamethyl-				CAS #: 541-05-9			
9.119	579719	3.48262825	4.67	91	NIST05.L	73123	60
Unknown				CAS #:			
15.278	160838	1.47874360	1.98	0		0	81
Nonanal				CAS #: 124-19-6			
15.409	201645	1.85391987	2.48	83	NIST05.L	19203	81
Unknown				CAS #:			
15.947	1617685	6.81020524	9.12	0		0	85
Unknown				CAS #:			
16.917	120660	0.50795978	0.681	0		0	85
Unknown				CAS #:			
17.137	116969	0.49242348	0.660	0		0	85

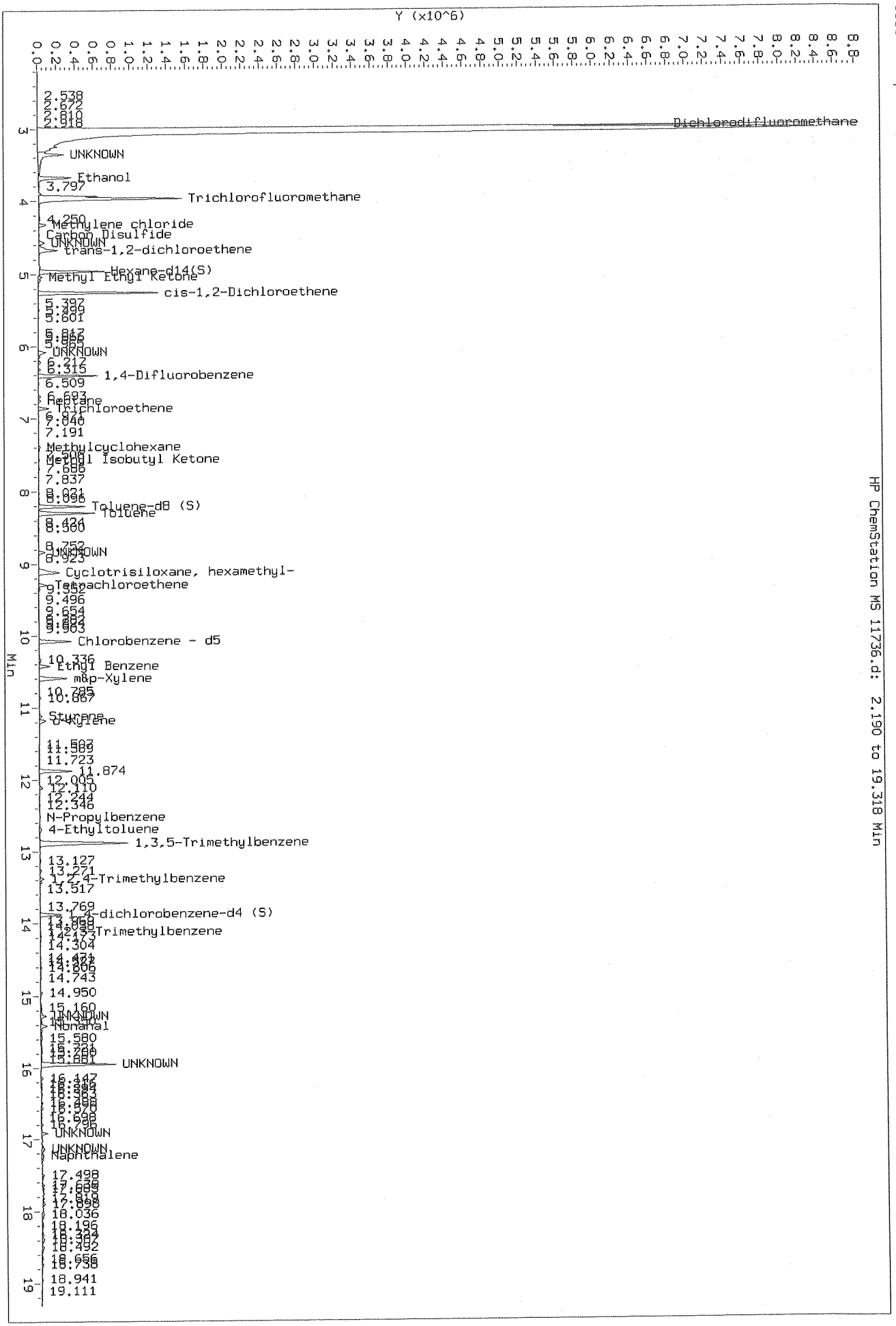

Data File: \\192.168.10.12\chem\10airD.i\042714.b\11736.d
Injection Date: 28-APR-2014 03:20
Instrument: 10airD.i
Client Sample ID:

HP ChemStation MS 11736.d: 2.190 to 19.318 Min

Pace Analytical Services, Inc.
1700 Elm Street - Suite 200
Minneapolis, MN 55414
(612)607-1700

April 25, 2014

Tony Coryell
AECOM
800 LaSalle Avenue
Minneapolis, MN 55402

RE: Project: 60317420 St Louis Park Inv.
Pace Project No.: 10263133

Dear Tony Coryell:
Enclosed are the analytical results for sample(s) received by the laboratory on April 11, 2014. The results relate only to the samples included in this report. Results reported herein conform to the most current TNI standards and the laboratory's Quality Assurance Manual, where applicable, unless otherwise noted in the body of the report.

If you have any questions concerning this report, please feel free to contact me.

Sincerely,

Carol Davy
carol.davy@pacelabs.com
Project Manager

Enclosures

REPORT OF LABORATORY ANALYSIS

This report shall not be reproduced, except in full,
without the written consent of Pace Analytical Services, Inc..

Pace Analytical Services, Inc.
1700 Elm Street - Suite 200
Minneapolis, MN 55414
(612)607-1700

CERTIFICATIONS

Project: 60317420 St Louis Park Inv.
Pace Project No.: 10263133

Minnesota Certification IDs

1700 Elm Street SE Suite 200, Minneapolis, MN 55414
A2LA Certification #: 2926.01
Alabama Certification #40770
Alabama Certification #40770
Alaska Certification #: UST-078
Alaska Certification #MN00064
Arizona Certification #: AZ-0014
Arkansas Certification #: 88-0680
California Certification #: 01155CA
Colorado Certification #Pace
Connecticut Certification #: PH-0256
EPA Region 8 Certification #: 8TMS-L
Florida/NELAP Certification #: E87605
Guam Certification #: Pace
Georgia Certification #: 959
Idaho Certification #: MN00064
Hawaii Certification #MN00064
Illinois Certification #: 200011
Indiana Certification#C-MN-01
Iowa Certification #: 368
Kansas Certification #: E-10167
Kentucky Dept of Envi. Protection - DW #90062
Kentucky Dept of Envi. Protection - WW #:90062
Louisiana DEQ Certification #: 3086
Louisiana DHH #: LA140001
Maine Certification #: 2013011
Maryland Certification #: 322
Michigan DEPH Certification #: 9909
Minnesota Certification #: 027-053-137
Mississippi Certification #: Pace
Montana Certification #: MT0092
Nebraska Certification #: Pace
New York Certification #: 11647
North Carolina Certification #: 530
North Carolina State Public Health #: 27700
North Dakota Certification #: R-036
Ohio EPA #: 4150
Ohio VAP Certification #: CL101
Oklahoma Certification #: 9507
Oregon Certification #: MN200001
Oregon Certification #: MN300001
Pennsylvania Certification #: 68-00563
Puerto Rico Certification
Saipan (CNMI) #:MP0003
South Carolina #:74003001
Texas Certification #: T104704192
Tennessee Certification #: 02818
Utah Certification #: MN000642013-4
Virginia DGS Certification #: 251
Virginia/VELAP Certification #: Pace
Washington Certification #: C486
Wisconsin Certification #: 999407970
West Virginia Certification #: 382
West Virginia TO-15 Approval
West Virginia DHHR #:9952C

This report shall not be reproduced, except in full,
without the written consent of Pace Analytical Services, Inc..

Pace Analytical Services, Inc.
1700 Elm Street - Suite 200
Minneapolis, MN 55414
(612)607-1700

SAMPLE SUMMARY

Project: 60317420 St Louis Park Inv.
Pace Project No.: 10263133

Lab ID	Sample ID	Matrix	Date Collected	Date Received
10263133001	**SSV-8**	Air	04/09/14 17:55	04/11/14 14:19

This report shall not be reproduced, except in full,
without the written consent of Pace Analytical Services, Inc..

Pace Analytical Services, Inc.
1700 Elm Street - Suite 200
Minneapolis, MN 55414
(612)607-1700

SAMPLE ANALYTE COUNT

Project: 60317420 St Louis Park Inv.
Pace Project No.: 10263133

Lab ID	Sample ID	Method	Analysts	Analytes Reported
10263133001	**SSV-8**	TO-15	DL1	61

This report shall not be reproduced, except in full,
without the written consent of Pace Analytical Services, Inc..

Pace Analytical Services, Inc.
1700 Elm Street - Suite 200
Minneapolis, MN 55414
(612)607-1700

PROJECT NARRATIVE

Project: 60317420 St Louis Park Inv.
Pace Project No.: 10263133

Method: **TO-15**
Description: TO15 MSV AIR
Client: AECOM
Date: April 25, 2014

General Information:
1 sample was analyzed for TO-15. All samples were received in acceptable condition with any exceptions noted below.

Hold Time:
The samples were analyzed within the method required hold times with any exceptions noted below.

Initial Calibrations (including MS Tune as applicable):
All criteria were within method requirements with any exceptions noted below.

Continuing Calibration:
All criteria were within method requirements with any exceptions noted below.

Internal Standards:
All internal standards were within QC limits with any exceptions noted below.

Surrogates:
All surrogates were within QC limits with any exceptions noted below.

Method Blank:
All analytes were below the report limit in the method blank, where applicable, with any exceptions noted below.

Laboratory Control Spike:
All laboratory control spike compounds were within QC limits with any exceptions noted below.

Matrix Spikes:
All percent recoveries and relative percent differences (RPDs) were within acceptance criteria with any exceptions noted below.

Additional Comments:

Analyte Comments:

QC Batch: AIR/20036

E: Analyte concentration exceeded the calibration range. The reported result is estimated.

- SSV-8 (Lab ID: 10263133001)
  - Acetone

This data package has been reviewed for quality and completeness and is approved for release.

This report shall not be reproduced, except in full,
without the written consent of Pace Analytical Services, Inc..

Pace Analytical Services, Inc.
1700 Elm Street - Suite 200
Minneapolis, MN 55414
(612)607-1700

ANALYTICAL RESULTS

Project: 60317420 St Louis Park Inv.
Pace Project No.: 10263133

Sample: SSV-8 **Lab ID: 10263133001** Collected: 04/09/14 17:55 Received: 04/11/14 14:19 Matrix: Air

Parameters	Results	Units	Report Limit	MDL	DF	Prepared	Analyzed	CAS No.	Qual
TO15 MSV AIR	Analytical Method: TO-15								
Acetone	**113**	ug/m3	0.64	0.32	1.34		04/23/14 22:46	67-64-1	E
Benzene	ND	ug/m3	0.44	0.16	1.34		04/23/14 22:46	71-43-2	
Benzyl chloride	ND	ug/m3	1.4	0.70	1.34		04/23/14 22:46	100-44-7	
Bromodichloromethane	ND	ug/m3	1.8	0.24	1.34		04/23/14 22:46	75-27-4	
Bromoform	ND	ug/m3	2.8	0.43	1.34		04/23/14 22:46	75-25-2	
Bromomethane	ND	ug/m3	1.1	0.36	1.34		04/23/14 22:46	74-83-9	
1,3-Butadiene	ND	ug/m3	0.60	0.11	1.34		04/23/14 22:46	106-99-0	
2-Butanone (MEK)	**2.4**	ug/m3	0.80	0.40	1.34		04/23/14 22:46	78-93-3	
Carbon disulfide	ND	ug/m3	0.84	0.096	1.34		04/23/14 22:46	75-15-0	
Carbon tetrachloride	ND	ug/m3	0.86	0.43	1.34		04/23/14 22:46	56-23-5	
Chlorobenzene	ND	ug/m3	1.3	0.14	1.34		04/23/14 22:46	108-90-7	
Chloroethane	ND	ug/m3	0.72	0.36	1.34		04/23/14 22:46	75-00-3	
Chloroform	**5.1**	ug/m3	1.3	0.24	1.34		04/23/14 22:46	67-66-3	
Chloromethane	ND	ug/m3	0.56	0.26	1.34		04/23/14 22:46	74-87-3	
Cyclohexane	ND	ug/m3	0.94	0.17	1.34		04/23/14 22:46	110-82-7	
Dibromochloromethane	ND	ug/m3	2.3	1.2	1.34		04/23/14 22:46	124-48-1	
1,2-Dibromoethane (EDB)	ND	ug/m3	2.1	0.31	1.34		04/23/14 22:46	106-93-4	
1,2-Dichlorobenzene	ND	ug/m3	1.6	0.19	1.34		04/23/14 22:46	95-50-1	
1,3-Dichlorobenzene	ND	ug/m3	1.6	0.31	1.34		04/23/14 22:46	541-73-1	
1,4-Dichlorobenzene	ND	ug/m3	1.6	0.27	1.34		04/23/14 22:46	106-46-7	
Dichlorodifluoromethane	**3.2**	ug/m3	1.4	0.15	1.34		04/23/14 22:46	75-71-8	
1,1-Dichloroethane	ND	ug/m3	1.1	0.19	1.34		04/23/14 22:46	75-34-3	
1,2-Dichloroethane	ND	ug/m3	0.55	0.16	1.34		04/23/14 22:46	107-06-2	
1,1-Dichloroethene	ND	ug/m3	1.1	0.14	1.34		04/23/14 22:46	75-35-4	
cis-1,2-Dichloroethene	ND	ug/m3	1.1	0.26	1.34		04/23/14 22:46	156-59-2	
trans-1,2-Dichloroethene	ND	ug/m3	1.1	0.22	1.34		04/23/14 22:46	156-60-5	
1,2-Dichloropropane	ND	ug/m3	1.3	0.20	1.34		04/23/14 22:46	78-87-5	
cis-1,3-Dichloropropene	ND	ug/m3	1.2	0.18	1.34		04/23/14 22:46	10061-01-5	
trans-1,3-Dichloropropene	ND	ug/m3	1.2	0.20	1.34		04/23/14 22:46	10061-02-6	
Dichlorotetrafluoroethane	ND	ug/m3	1.9	0.33	1.34		04/23/14 22:46	76-14-2	
Ethanol	**54.8**	ug/m3	0.51	0.26	1.34		04/23/14 22:46	64-17-5	
Ethyl acetate	ND	ug/m3	0.98	0.17	1.34		04/23/14 22:46	141-78-6	
Ethylbenzene	**3.2**	ug/m3	1.2	0.24	1.34		04/23/14 22:46	100-41-4	
4-Ethyltoluene	ND	ug/m3	1.3	0.23	1.34		04/23/14 22:46	622-96-8	
n-Heptane	ND	ug/m3	1.1	0.22	1.34		04/23/14 22:46	142-82-5	
Hexachloro-1,3-butadiene	ND	ug/m3	2.9	0.55	1.34		04/23/14 22:46	87-68-3	
n-Hexane	ND	ug/m3	0.96	0.14	1.34		04/23/14 22:46	110-54-3	
2-Hexanone	ND	ug/m3	1.1	0.29	1.34		04/23/14 22:46	591-78-6	
Methylene Chloride	**1.0**	ug/m3	0.95	0.47	1.34		04/23/14 22:46	75-09-2	
4-Methyl-2-pentanone (MIBK)	ND	ug/m3	1.1	0.23	1.34		04/23/14 22:46	108-10-1	
Methyl-tert-butyl ether	ND	ug/m3	0.98	0.12	1.34		04/23/14 22:46	1634-04-4	
Naphthalene	ND	ug/m3	1.4	0.71	1.34		04/23/14 22:46	91-20-3	
2-Propanol	ND	ug/m3	0.67	0.12	1.34		04/23/14 22:46	67-63-0	
Propylene	ND	ug/m3	0.47	0.15	1.34		04/23/14 22:46	115-07-1	
Styrene	ND	ug/m3	1.2	0.18	1.34		04/23/14 22:46	100-42-5	
1,1,2,2-Tetrachloroethane	ND	ug/m3	0.94	0.31	1.34		04/23/14 22:46	79-34-5	

REPORT OF LABORATORY ANALYSIS

This report shall not be reproduced, except in full,
without the written consent of Pace Analytical Services, Inc..

Pace Analytical Services, Inc.
1700 Elm Street - Suite 200
Minneapolis, MN 55414
(612)607-1700

ANALYTICAL RESULTS

Project: 60317420 St Louis Park Inv.
Pace Project No.: 10263133

Sample: SSV-8 **Lab ID: 10263133001** Collected: 04/09/14 17:55 Received: 04/11/14 14:19 Matrix: Air

Parameters	Results	Units	Report Limit	MDL	DF	Prepared	Analyzed	CAS No.	Qual
TO15 MSV AIR	Analytical Method: TO-15								
Tetrachloroethene	ND	ug/m3	0.92	0.25	1.34		04/23/14 22:46	127-18-4	
Tetrahydrofuran	**0.90**	ug/m3	0.80	0.19	1.34		04/23/14 22:46	109-99-9	
Toluene	**15.8**	ug/m3	1.0	0.18	1.34		04/23/14 22:46	108-88-3	
1,2,4-Trichlorobenzene	ND	ug/m3	2.0	0.49	1.34		04/23/14 22:46	120-82-1	
1,1,1-Trichloroethane	ND	ug/m3	1.5	0.19	1.34		04/23/14 22:46	71-55-6	
1,1,2-Trichloroethane	ND	ug/m3	0.74	0.33	1.34		04/23/14 22:46	79-00-5	
Trichloroethene	ND	ug/m3	0.74	0.24	1.34		04/23/14 22:46	79-01-6	
Trichlorofluoromethane	**1.8**	ug/m3	1.5	0.18	1.34		04/23/14 22:46	75-69-4	
1,1,2-Trichlorotrifluoroethane	ND	ug/m3	2.1	0.21	1.34		04/23/14 22:46	76-13-1	
1,2,4-Trimethylbenzene	**1.5**	ug/m3	1.3	0.16	1.34		04/23/14 22:46	95-63-6	
1,3,5-Trimethylbenzene	ND	ug/m3	1.3	0.28	1.34		04/23/14 22:46	108-67-8	
Vinyl acetate	ND	ug/m3	0.96	0.47	1.34		04/23/14 22:46	108-05-4	
Vinyl chloride	ND	ug/m3	0.35	0.12	1.34		04/23/14 22:46	75-01-4	
m&p-Xylene	**10.6**	ug/m3	2.4	0.19	1.34		04/23/14 22:46	179601-23-1	
o-Xylene	**2.0**	ug/m3	1.2	0.59	1.34		04/23/14 22:46	95-47-6	

REPORT OF LABORATORY ANALYSIS

This report shall not be reproduced, except in full,
without the written consent of Pace Analytical Services, Inc..

Pace Analytical Services, Inc.
1700 Elm Street - Suite 200
Minneapolis, MN 55414
(612)607-1700

QUALITY CONTROL DATA

Project: 60317420 St Louis Park Inv.
Pace Project No.: 10263133

QC Batch: AIR/20036
QC Batch Method: TO-15
Analysis Method: TO-15
Analysis Description: TO15 MSV AIR Low Level
Associated Lab Samples: 10263133001

METHOD BLANK: 1663247
Matrix: Air
Associated Lab Samples: 10263133001

Parameter	Units	Blank Result	Reporting Limit	Analyzed	Qualifiers
1,1,1-Trichloroethane	ug/m3	ND	1.1	04/23/14 09:11	
1,1,2,2-Tetrachloroethane	ug/m3	ND	0.70	04/23/14 09:11	
1,1,2-Trichloroethane	ug/m3	ND	0.55	04/23/14 09:11	
1,1,2-Trichlorotrifluoroethane	ug/m3	ND	1.6	04/23/14 09:11	
1,1-Dichloroethane	ug/m3	ND	0.82	04/23/14 09:11	
1,1-Dichloroethene	ug/m3	ND	0.81	04/23/14 09:11	
1,2,4-Trichlorobenzene	ug/m3	ND	1.5	04/23/14 09:11	
1,2,4-Trimethylbenzene	ug/m3	ND	1.0	04/23/14 09:11	
1,2-Dibromoethane (EDB)	ug/m3	ND	1.6	04/23/14 09:11	
1,2-Dichlorobenzene	ug/m3	ND	1.2	04/23/14 09:11	
1,2-Dichloroethane	ug/m3	ND	0.41	04/23/14 09:11	
1,2-Dichloropropane	ug/m3	ND	0.94	04/23/14 09:11	
1,3,5-Trimethylbenzene	ug/m3	ND	1.0	04/23/14 09:11	
1,3-Butadiene	ug/m3	ND	0.45	04/23/14 09:11	
1,3-Dichlorobenzene	ug/m3	ND	1.2	04/23/14 09:11	
1,4-Dichlorobenzene	ug/m3	ND	1.2	04/23/14 09:11	
2-Butanone (MEK)	ug/m3	ND	0.60	04/23/14 09:11	
2-Hexanone	ug/m3	ND	0.83	04/23/14 09:11	
2-Propanol	ug/m3	ND	0.50	04/23/14 09:11	
4-Ethyltoluene	ug/m3	ND	1.0	04/23/14 09:11	
4-Methyl-2-pentanone (MIBK)	ug/m3	ND	0.83	04/23/14 09:11	
Acetone	ug/m3	ND	0.48	04/23/14 09:11	
Benzene	ug/m3	ND	0.32	04/23/14 09:11	
Benzyl chloride	ug/m3	ND	1.0	04/23/14 09:11	
Bromodichloromethane	ug/m3	ND	1.4	04/23/14 09:11	
Bromoform	ug/m3	ND	2.1	04/23/14 09:11	
Bromomethane	ug/m3	ND	0.79	04/23/14 09:11	
Carbon disulfide	ug/m3	ND	0.63	04/23/14 09:11	
Carbon tetrachloride	ug/m3	ND	0.64	04/23/14 09:11	
Chlorobenzene	ug/m3	ND	0.94	04/23/14 09:11	
Chloroethane	ug/m3	ND	0.54	04/23/14 09:11	
Chloroform	ug/m3	ND	0.99	04/23/14 09:11	
Chloromethane	ug/m3	ND	0.42	04/23/14 09:11	
cis-1,2-Dichloroethene	ug/m3	ND	0.81	04/23/14 09:11	
cis-1,3-Dichloropropene	ug/m3	ND	0.92	04/23/14 09:11	
Cyclohexane	ug/m3	ND	0.70	04/23/14 09:11	
Dibromochloromethane	ug/m3	ND	1.7	04/23/14 09:11	
Dichlorodifluoromethane	ug/m3	ND	1.0	04/23/14 09:11	
Dichlorotetrafluoroethane	ug/m3	ND	1.4	04/23/14 09:11	
Ethanol	ug/m3	ND	0.38	04/23/14 09:11	
Ethyl acetate	ug/m3	ND	0.73	04/23/14 09:11	
Ethylbenzene	ug/m3	ND	0.88	04/23/14 09:11	
Hexachloro-1,3-butadiene	ug/m3	ND	2.2	04/23/14 09:11	

REPORT OF LABORATORY ANALYSIS

This report shall not be reproduced, except in full,
without the written consent of Pace Analytical Services, Inc..

Pace Analytical Services, Inc.
1700 Elm Street - Suite 200
Minneapolis, MN 55414
(612)607-1700

QUALITY CONTROL DATA

Project: 60317420 St Louis Park Inv.
Pace Project No.: 10263133

METHOD BLANK: 1663247 Matrix: Air
Associated Lab Samples: 10263133001

Parameter	Units	Blank Result	Reporting Limit	Analyzed	Qualifiers
m&p-Xylene	ug/m3	ND	1.8	04/23/14 09:11	
Methyl-tert-butyl ether	ug/m3	ND	0.73	04/23/14 09:11	
Methylene Chloride	ug/m3	ND	0.71	04/23/14 09:11	
n-Heptane	ug/m3	ND	0.83	04/23/14 09:11	
n-Hexane	ug/m3	ND	0.72	04/23/14 09:11	
Naphthalene	ug/m3	ND	1.1	04/23/14 09:11	
o-Xylene	ug/m3	ND	0.88	04/23/14 09:11	
Propylene	ug/m3	ND	0.35	04/23/14 09:11	
Styrene	ug/m3	ND	0.87	04/23/14 09:11	
Tetrachloroethene	ug/m3	ND	0.69	04/23/14 09:11	
Tetrahydrofuran	ug/m3	ND	0.60	04/23/14 09:11	
Toluene	ug/m3	ND	0.77	04/23/14 09:11	
trans-1,2-Dichloroethene	ug/m3	ND	0.81	04/23/14 09:11	
trans-1,3-Dichloropropene	ug/m3	ND	0.92	04/23/14 09:11	
Trichloroethene	ug/m3	ND	0.55	04/23/14 09:11	
Trichlorofluoromethane	ug/m3	ND	1.1	04/23/14 09:11	
Vinyl acetate	ug/m3	ND	0.72	04/23/14 09:11	
Vinyl chloride	ug/m3	ND	0.26	04/23/14 09:11	

LABORATORY CONTROL SAMPLE: 1663248

Parameter	Units	Spike Conc.	LCS Result	LCS % Rec	% Rec Limits	Qualifiers
1,1,1-Trichloroethane	ug/m3	55.5	45.7	82	72-128	
1,1,2,2-Tetrachloroethane	ug/m3	69.8	57.5	82	72-136	
1,1,2-Trichloroethane	ug/m3	55.5	45.0	81	72-130	
1,1,2-Trichlorotrifluoroethane	ug/m3	77.9	64.5	83	68-126	
1,1-Dichloroethane	ug/m3	41.2	33.0	80	68-128	
1,1-Dichloroethene	ug/m3	40.3	33.4	83	68-130	
1,2,4-Trichlorobenzene	ug/m3	75.5	66.3	88	30-150	
1,2,4-Trimethylbenzene	ug/m3	50	42.0	84	71-140	
1,2-Dibromoethane (EDB)	ug/m3	78.1	66.9	86	73-136	
1,2-Dichlorobenzene	ug/m3	61.2	51.6	84	63-150	
1,2-Dichloroethane	ug/m3	41.2	33.6	82	71-132	
1,2-Dichloropropane	ug/m3	47	38.8	82	72-130	
1,3,5-Trimethylbenzene	ug/m3	50	42.8	86	73-136	
1,3-Butadiene	ug/m3	22.5	18.9	84	72-130	
1,3-Dichlorobenzene	ug/m3	61.2	50.7	83	69-142	
1,4-Dichlorobenzene	ug/m3	61.2	50.1	82	65-142	
2-Butanone (MEK)	ug/m3	30	25.8	86	71-135	
2-Hexanone	ug/m3	41.7	36.0	86	75-133	
2-Propanol	ug/m3	25	19.5	78	68-135	
4-Ethyltoluene	ug/m3	50	42.9	86	73-134	
4-Methyl-2-pentanone (MIBK)	ug/m3	41.7	34.3	82	72-137	
Acetone	ug/m3	24.2	22.2	92	68-136	
Benzene	ug/m3	32.5	29.8	92	69-134	

REPORT OF LABORATORY ANALYSIS

This report shall not be reproduced, except in full,
without the written consent of Pace Analytical Services, Inc..

Pace Analytical Services, Inc.
1700 Elm Street - Suite 200
Minneapolis, MN 55414
(612)607-1700

QUALITY CONTROL DATA

Project: 60317420 St Louis Park Inv.
Pace Project No.: 10263133

LABORATORY CONTROL SAMPLE: 1663248

Parameter	Units	Spike Conc.	LCS Result	LCS % Rec	% Rec Limits	Qualifiers
Benzyl chloride	ug/m3	52.5	50.4	96	71-136	
Bromodichloromethane	ug/m3	68.2	58.6	86	74-129	
Bromoform	ug/m3	105	92.1	88	69-138	
Bromomethane	ug/m3	39.5	38.7	98	68-127	
Carbon disulfide	ug/m3	31.7	28.6	90	68-130	
Carbon tetrachloride	ug/m3	64	49.8	78	66-134	
Chlorobenzene	ug/m3	46.8	42.0	90	72-137	
Chloroethane	ug/m3	26.8	21.9	82	69-128	
Chloroform	ug/m3	49.7	40.3	81	72-127	
Chloromethane	ug/m3	21	18.8	90	69-125	
cis-1,2-Dichloroethene	ug/m3	40.3	34.2	85	71-135	
cis-1,3-Dichloropropene	ug/m3	46.2	36.6	79	74-134	
Cyclohexane	ug/m3	35	27.3	78	72-130	
Dibromochloromethane	ug/m3	86.6	74.9	86	73-133	
Dichlorodifluoromethane	ug/m3	50.3	40.1	80	69-125	
Dichlorotetrafluoroethane	ug/m3	71.1	61.4	86	68-128	
Ethanol	ug/m3	19.2	17.6	92	70-134	
Ethyl acetate	ug/m3	36.6	29.5	81	71-134	
Ethylbenzene	ug/m3	44.2	36.3	82	73-139	
Hexachloro-1,3-butadiene	ug/m3	108	95.7	88	30-150	
m&p-Xylene	ug/m3	44.2	36.6	83	73-139	
Methyl-tert-butyl ether	ug/m3	36.7	31.1	85	72-132	
Methylene Chloride	ug/m3	35.3	29.7	84	64-134	
n-Heptane	ug/m3	41.7	36.8	88	70-130	
n-Hexane	ug/m3	35.8	28.9	81	69-128	
Naphthalene	ug/m3	53.3	42.9	80	61-150	
o-Xylene	ug/m3	44.2	37.4	85	71-138	
Propylene	ug/m3	17.5	14.5	83	69-133	
Styrene	ug/m3	43.3	40.4	93	74-136	
Tetrachloroethene	ug/m3	69	63.9	93	69-136	
Tetrahydrofuran	ug/m3	30	24.7	82	73-131	
Toluene	ug/m3	38.3	30.5	80	67-133	
trans-1,2-Dichloroethene	ug/m3	40.3	33.0	82	70-131	
trans-1,3-Dichloropropene	ug/m3	46.2	41.6	90	72-135	
Trichloroethene	ug/m3	54.6	45.7	84	70-135	
Trichlorofluoromethane	ug/m3	57.1	46.7	82	67-125	
Vinyl acetate	ug/m3	35.8	32.0	89	72-133	
Vinyl chloride	ug/m3	26	21.7	83	69-132	

REPORT OF LABORATORY ANALYSIS

This report shall not be reproduced, except in full,
without the written consent of Pace Analytical Services, Inc..

Pace Analytical Services, Inc.
1700 Elm Street - Suite 200
Minneapolis, MN 55414
(612)607-1700

QUALIFIERS

Project: 60317420 St Louis Park Inv.
Pace Project No.: 10263133

DEFINITIONS

DF - Dilution Factor, if reported, represents the factor applied to the reported data due to changes in sample preparation, dilution of the sample aliquot, or moisture content.

ND - Not Detected at or above adjusted reporting limit.

J - Estimated concentration above the adjusted method detection limit and below the adjusted reporting limit.

MDL - Adjusted Method Detection Limit.

PRL - Pace Reporting Limit.

RL - Reporting Limit.

S - Surrogate

1,2-Diphenylhydrazine (8270 listed analyte) decomposes to Azobenzene.

Consistent with EPA guidelines, unrounded data are displayed and have been used to calculate % recovery and RPD values.

LCS(D) - Laboratory Control Sample (Duplicate)

MS(D) - Matrix Spike (Duplicate)

DUP - Sample Duplicate

RPD - Relative Percent Difference

NC - Not Calculable.

SG - Silica Gel - Clean-Up

U - Indicates the compound was analyzed for, but not detected.

N-Nitrosodiphenylamine decomposes and cannot be separated from Diphenylamine using Method 8270. The result reported for each analyte is a combined concentration.

Pace Analytical is TNI accredited. Contact your Pace PM for the current list of accredited analytes.

TNI - The NELAC Institute.

ANALYTE QUALIFIERS

E	Analyte concentration exceeded the calibration range. The reported result is estimated.

REPORT OF LABORATORY ANALYSIS

This report shall not be reproduced, except in full,
without the written consent of Pace Analytical Services, Inc..

Pace Analytical Services, Inc.
1700 Elm Street - Suite 200
Minneapolis, MN 55414
(612)607-1700

QUALITY CONTROL DATA CROSS REFERENCE TABLE

Project: 60317420 St Louis Park Inv.
Pace Project No.: 10263133

Lab ID	Sample ID	QC Batch Method	QC Batch	Analytical Method	Analytical Batch
10263133001	**SSV-8**	TO-15	AIR/20036		

This report shall not be reproduced, except in full,
without the written consent of Pace Analytical Services, Inc..

10263133

Pace Analytical®
www.pacelabs.com

AIR: CHAIN-OF-CUSTODY / Analytical Request Document

The Chain-of-Custody is a LEGAL DOCUMENT. All relevant fields must be completed accurately.

14950

Page: 1 of 1

Section A Required Client Information:

Company: AECOM
Address: 800 LaSalle, Ave Suite 500
Minneapolis, MN 55402
Email To: tony.conyell@aecom.com
Phone: 612-376-2000 Fax:
Requested Due Date/TAT: 5/7

Section B Required Project Information:

Report To: Tony Conyell
Copy To:
Purchase Order No.:
Project Name: St. Cloud Park Inn
Project Number: 60313420

Section C Invoice Information:

Attention: Same
Company Name:
Address:
Pace Quote Reference:
Pace Project Manager/Sales Rep. Carol Dang
Pace Profile #:

Program: UST | Superfund | Emissions | Clean Air Act | Voluntary Clean Up | Dry Clean | RCRA | Other

Location of Sampling by State: MN

Reporting Units: ug/m³ | mg/m³ | PPBV | PPMV | Other

Report Level: II. | III. | IV. | Other

ITEM #	*Section D Required Client Information AIR SAMPLE ID (Sample IDs MUST BE UNIQUE)	MEDIA CODE	PID Reading (Client only)	COLLECTED COMPOSITE START END/GRAB DATE	COLLECTED COMPOSITE START END/GRAB TIME	COLLECTED COMPOSITE - DATE	COLLECTED COMPOSITE - TIME	Canister Pressure (Initial Field - psig)	Canister Pressure (Final Field - psig)	Summa Can Number	Flow Control Number	Method: PM10	3C- Fixed Gas (%)	TO-3	TO-3M (Methane)	TO-4 (PCBs)	TO-13 (PAH)	TO-14	TO-15	TO15 Short List*	Pace Lab ID
1	SSV-8	AL		4-9-14	1701	4-9-14	1755	-29	-1	1720	~~1700~~							↗			001
2																					
3																					
4																					
5																					
6																					
7																					
8																					
9																					
10																					
11																					
12																					

Valid Media Codes: Tedlar Bag TB; 1 Liter Summa Can 1LC; 6 Liter Summa Can 6LC; Low Volume Puff LVP; High Volume Puff HVP; Other PM10

Comments :

RELINQUISHED BY / AFFILIATION	DATE	TIME	ACCEPTED BY / AFFILIATION	DATE	TIME
Ben Klaus / Aecom	4/11/14	1419	[signature] / Pace	4/11/14	14:19

SAMPLE CONDITIONS

	Temp in °C	Received on Ice	Custody Sealed Cooler	Samples Intact
AMB		Y/N	Y/N	Y/N
		Y/N	Y/N	Y/N
		Y/N	Y/N	Y/N
		Y/N	Y/N	Y/N

SAMPLER NAME AND SIGNATURE

PRINT Name of SAMPLER: Ben Klaus

SIGNATURE of SAMPLER: [signature] DATE Signed (MM / DD / YY): 4/11/14

ORIGINAL

Pace Analytical	Document Name: Air Sample Condition Upon Receipt	Document Revised: 26Dec2013 Page 1 of 1
	Document No.: F-MN-A-106-rev.09	Issuing Authority: Pace Minnesota Quality Office

Air Sample Condition Upon Receipt

Client Name: Aeon

Project #: WO#: 10263133

10263133

Courier: ☐ Fed Ex ☐ UPS ☐ USPS ☒ Client ☐ Commercial ☐ Pace ☐ Other: _____

Tracking Number: _____

Custody Seal on Cooler/Box Present? ☐ Yes ☒ No **Seals Intact?** ☐ Yes ☒ No

Optional: Proj. Due Date: Proj. Name:

Packing Material: ☐ Bubble Wrap ☐ Bubble Bags ☒ Foam ☒ None ☐ Other: _____ **Temp Blank rec:** ☐ Yes ☒ No

Temp. (TO17 and TO13 samples only) (°C): _____ **Corrected Temp (°C):** _____ **Thermom. Used:** ☐ B88A912167504 ☐ B88A9132521491 ☐ 72337080 ☐ 80512447

Temp should be above freezing to 6°C **Correction Factor:** _____ **Date & Initials of Person Examining Contents:** 4/11/14

Type of ice Received ☐ Blue ☐ Wet ☒ None

				Comments:
Chain of Custody Present?	☒ Yes	☐ No	☐ N/A	1.
Chain of Custody Filled Out?	☒ Yes	☐ No	☐ N/A	2.
Chain of Custody Relinquished?	☒ Yes	☐ No	☐ N/A	3.
Sampler Name and/or Signature on COC?	☒ Yes	☐ No	☐ N/A	4.
Samples Arrived within Hold Time?	☒ Yes	☐ No	☐ N/A	5.
Short Hold Time Analysis (<72 hr)?	☐ Yes	☒ No	☐ N/A	6.
Rush Turn Around Time Requested?	☐ Yes	☒ No	☐ N/A	7.
Sufficient Volume?	☒ Yes	☐ No	☐ N/A	8.
Correct Containers Used?	☒ Yes	☐ No	☐ N/A	9.
-Pace Containers Used?	☒ Yes	☐ No	☐ N/A	
Containers Intact?	☒ Yes	☐ No	☐ N/A	10.
Media: air can				11.
Sample Labels Match COC?	☒ Yes	☐ No	☐ N/A	12.

Samples Received:

Canisters		Flow Controllers		Stand Alone G	
Sample Number	Can ID	Sample Number	Can ID	Sample Number	Can ID
SSU-8	1720		0488		

CLIENT NOTIFICATION/RESOLUTION **Field Data Required?** ☐ Yes ☐ No

Person Contacted: _____ Date/Time: _____

Comments/Resolution: _____

Project Manager Review: CAO **Date:** 4-11-14

Note: Whenever there is a discrepancy affecting North Carolina compliance samples, a copy of this form will be sent to the North Carolina DEHNR Certification Office (i.e out of hold, incorrect preservative, out of temp, incorrect containers)

Data File: \\192.168.10.12\chem\10airB.i\042314.b\11335.D
Report Date: 25-Apr-2014 08:40

Pace Analytical Services, Inc.

TENTATIVELY IDENTIFIED COMPOUNDS

Client Name:
Lab Smp Id: 10263133001
Operator : DL1
Sample Location:
Sample Matrix: AIR
Analysis Type: VOA
Inj Date: 23-APR-2014 22:46

Client SDG: 042314.b

Sample Date:
Sample Point:
Date Received:
Level: LOW

Number TICs found: 10

CONCENTRATION UNITS:
(ug/L or ug/KG) ppbv

	CAS NUMBER	COMPOUND NAME	RT	EST. CONC.	Q
1.		Unknown	2.583	5.05	J
2.		Unknown	2.821	42.2	J
3.	18173-64-3	tert-Butyldimethylsilanol	5.293	10.2	NJ
4.	556-67-2	Cyclotetrasiloxane, octamet	11.405	21.3	NJ
5.		Unknown	12.639	0.852	J
6.	62199-06-8	Heptane, 5-ethyl-2,2,3-trim	12.927	1.92	NJ
7.		Unknown	13.535	4.54	J
8.		Unknown	14.014	0.466	J
9.		Unknown	15.088	0.491	J
10.	629-50-5	Tridecane	15.592	0.542	NJ

Data File: \\192.168.10.12\chem\10airB.i\042314.b\11335.D
Report Date: 25-Apr-2014 08:40

Pace Analytical Services, Inc.

TO15 Analysis (UNIX)

Data file : \\192.168.10.12\chem\10airB.i\042314.b\11335.D
Lab Smp Id: 10263133001
Inj Date : 23-APR-2014 22:46
Operator : DL1 Inst ID: 10airB.i
Smp Info :
Misc Info : 20036
Comment : Volatile Organic COMPOUNDS in Air
Method : \\192.168.10.12\chem\10airB.i\042314.b\TO15_104-14_Markes.m
Meth Date : 25-Apr-2014 08:39 dlee Quant Type: ISTD
Cal Date : 14-APR-2014 22:19 Cal File: 10424.D
Als bottle: 35
Dil Factor: 1.34000
Integrator: HP RTE Compound Sublist: all.sub
Target Version: 4.14

Concentration Formula: Amt * DF * Uf * CpndVariable

Name	Value	Description
DF	1.340	Dilution Factor
Uf	1.000	ng unit correction factor
Cpnd Variable		Local Compound Variable

	COMPOUND	RT	AREA	AMOUNT
2	Dichlorodifluoromethane	3.028	59363	0.482
32	Methyl Ethyl Ketone	5.592	18330	0.592
63	o-Xylene	10.840	29275	0.335
72	1,2,4-Trimethylbenzene	12.424	55202	0.218
83	Naphthalene	15.340	101021	0.197

		CONCENTRATIONS			QUANT		
RT	AREA	ON-COL(ppbv)	FINAL(ppbv)	QUAL	LIBRARY	LIB ENTRY	CPND #
Unknown				CAS #:			
2.583	465032	3.77197396	5.05	0		0	2
Unknown				CAS #:			
2.821	3880392	31.4746733	42.2	0		0	2
tert-Butyldimethylsilanol				CAS #: 18173-64-3			
5.293	234667	7.57890601	10.2	83	NIST05.L	13928	32

Data File: \\192.168.10.12\chem\10airB.i\042314.b\11335.D
Report Date: 25-Apr-2014 08:40

		CONCENTRATIONS			QUANT		
RT	AREA	ON-COL(ppbv)	FINAL(ppbv)	QUAL	LIBRARY	LIB ENTRY	CPND #
Cyclotetrasiloxane, octamethyl-				CAS #: 556-67-2			
11.405	1386402	15.8847663	21.3	90	NIST05.L	122480	63
Unknown				CAS #:			
12.639	160715	0.63610968	0.852	0		0	72
Heptane, 5-ethyl-2,2,3-trimethyl-				CAS #: 62199-06-8			
12.927	361340	1.43018053	1.92	78	NIST05.L	36474	72
Unknown				CAS #:			
13.535	856558	3.39024678	4.54	0		0	72
Unknown				CAS #:			
14.014	178454	0.34800607	0.466	0		0	83
Unknown				CAS #:			
15.088	187875	0.36637894	0.491	0		0	83
Tridecane				CAS #: 629-50-5			
15.592	207390	0.40443481	0.542	96	NIST05.L	46084	83

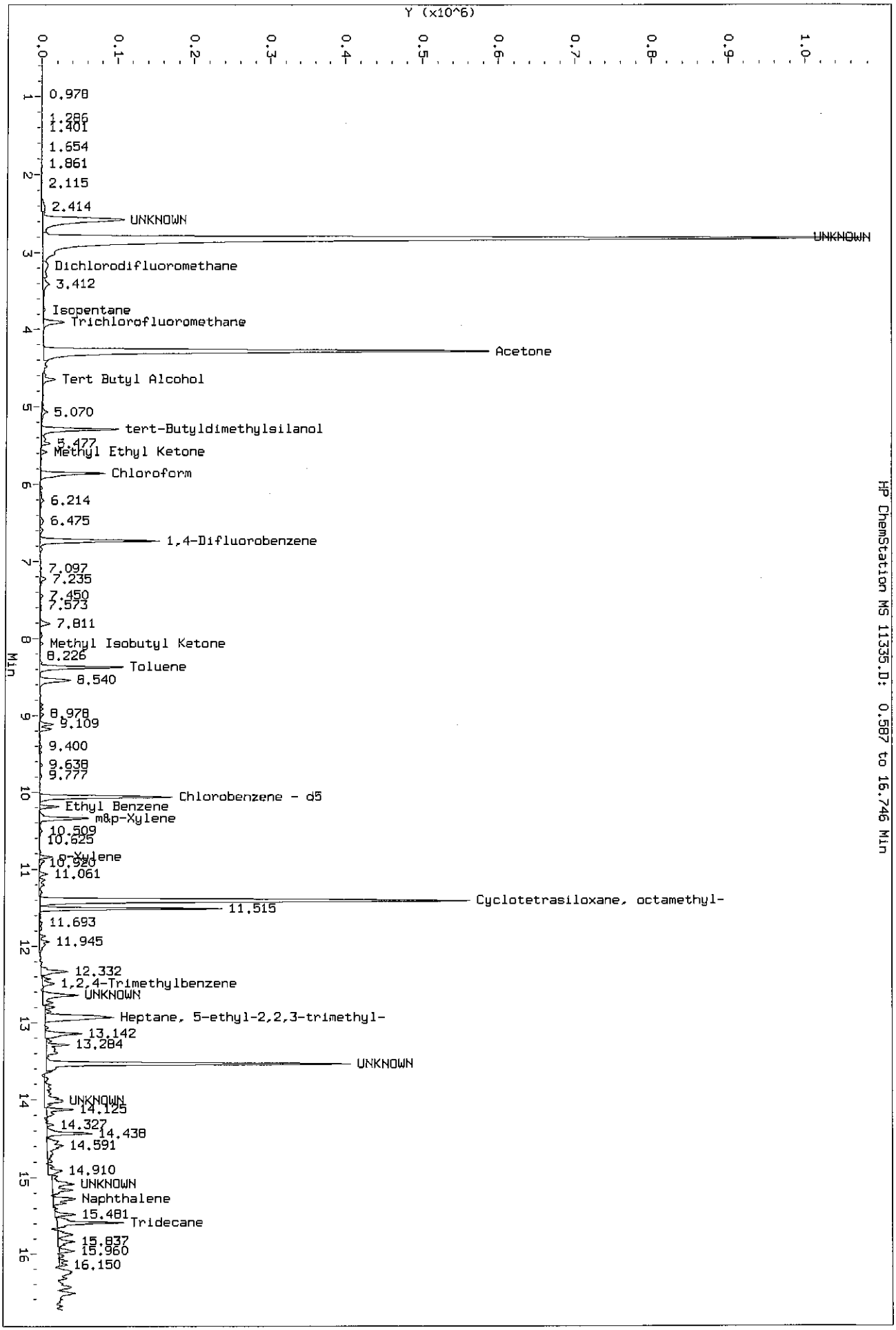

Data File: \\192.168.10.12\chem\10airB.i\042314.b\11335.D
Injection Date: 23-APR-2014 22:46
Instrument: 10airB.i
Client Sample ID:

Pace Analytical Services, Inc.
1700 Elm Street - Suite 200
Minneapolis, MN 55414
(612)607-1700

April 29, 2014

Tony Coryell
AECOM
800 LaSalle Avenue
Minneapolis, MN 55402

RE: Project: 60317420 St. Louis Park Inv.
Pace Project No.: 10263131

Dear Tony Coryell:
Enclosed are the analytical results for sample(s) received by the laboratory on April 11, 2014. The results relate only to the samples included in this report. Results reported herein conform to the most current TNI standards and the laboratory's Quality Assurance Manual, where applicable, unless otherwise noted in the body of the report.

If you have any questions concerning this report, please feel free to contact me.

Sincerely,

Carol Davy
carol.davy@pacelabs.com
Project Manager

Enclosures

REPORT OF LABORATORY ANALYSIS

This report shall not be reproduced, except in full,
without the written consent of Pace Analytical Services, Inc..

Pace Analytical Services, Inc.
1700 Elm Street - Suite 200
Minneapolis, MN 55414
(612)607-1700

CERTIFICATIONS

Project: 60317420 St. Louis Park Inv.
Pace Project No.: 10263131

Minnesota Certification IDs

1700 Elm Street SE Suite 200, Minneapolis, MN 55414
A2LA Certification #: 2926.01
Alabama Certification #40770
Alabama Certification #40770
Alaska Certification #: UST-078
Alaska Certification #MN00064
Arizona Certification #: AZ-0014
Arkansas Certification #: 88-0680
California Certification #: 01155CA
Colorado Certification #Pace
Connecticut Certification #: PH-0256
EPA Region 8 Certification #: 8TMS-L
Florida/NELAP Certification #: E87605
Guam Certification #: Pace
Georgia Certification #: 959
Idaho Certification #: MN00064
Hawaii Certification #MN00064
Illinois Certification #: 200011
Indiana Certification#C-MN-01
Iowa Certification #: 368
Kansas Certification #: E-10167
Kentucky Dept of Envi. Protection - DW #90062
Kentucky Dept of Envi. Protection - WW #:90062
Louisiana DEQ Certification #: 3086
Louisiana DHH #: LA140001
Maine Certification #: 2013011
Maryland Certification #: 322
Michigan DEPH Certification #: 9909
Minnesota Certification #: 027-053-137
Mississippi Certification #: Pace
Montana Certification #: MT0092
Nebraska Certification #: Pace
New York Certification #: 11647
North Carolina Certification #: 530
North Carolina State Public Health #: 27700
North Dakota Certification #: R-036
Ohio EPA #: 4150
Ohio VAP Certification #: CL101
Oklahoma Certification #: 9507
Oregon Certification #: MN200001
Oregon Certification #: MN300001
Pennsylvania Certification #: 68-00563
Puerto Rico Certification
Saipan (CNMI) #:MP0003
South Carolina #:74003001
Texas Certification #: T104704192
Tennessee Certification #: 02818
Utah Certification #: MN000642013-4
Virginia DGS Certification #: 251
Virginia/VELAP Certification #: Pace
Washington Certification #: C486
Wisconsin Certification #: 999407970
West Virginia Certification #: 382
West Virginia TO-15 Approval
West Virginia DHHR #:9952C

This report shall not be reproduced, except in full,
without the written consent of Pace Analytical Services, Inc..

Pace Analytical Services, Inc.
1700 Elm Street - Suite 200
Minneapolis, MN 55414
(612)607-1700

SAMPLE SUMMARY

Project: 60317420 St. Louis Park Inv.
Pace Project No.: 10263131

Lab ID	Sample ID	Matrix	Date Collected	Date Received
10263131001	**SSV-9**	Air	04/10/14 18:28	04/11/14 14:19

This report shall not be reproduced, except in full,
without the written consent of Pace Analytical Services, Inc..

Pace Analytical Services, Inc.
1700 Elm Street - Suite 200
Minneapolis, MN 55414
(612)607-1700

SAMPLE ANALYTE COUNT

Project: 60317420 St. Louis Park Inv.
Pace Project No.: 10263131

Lab ID	Sample ID	Method	Analysts	Analytes Reported
10263131001	**SSV-9**	TO-15	DL1	61

This report shall not be reproduced, except in full,
without the written consent of Pace Analytical Services, Inc..

Pace Analytical Services, Inc.
1700 Elm Street - Suite 200
Minneapolis, MN 55414
(612)607-1700

PROJECT NARRATIVE

Project: 60317420 St. Louis Park Inv.
Pace Project No.: 10263131

Method: **TO-15**
Description: TO15 MSV AIR
Client: AECOM
Date: April 29, 2014

General Information:
1 sample was analyzed for TO-15. All samples were received in acceptable condition with any exceptions noted below.

Hold Time:
The samples were analyzed within the method required hold times with any exceptions noted below.

Initial Calibrations (including MS Tune as applicable):
All criteria were within method requirements with any exceptions noted below.

Continuing Calibration:
All criteria were within method requirements with any exceptions noted below.

Internal Standards:
All internal standards were within QC limits with any exceptions noted below.

Surrogates:
All surrogates were within QC limits with any exceptions noted below.

Method Blank:
All analytes were below the report limit in the method blank, where applicable, with any exceptions noted below.

Laboratory Control Spike:
All laboratory control spike compounds were within QC limits with any exceptions noted below.

Matrix Spikes:
All percent recoveries and relative percent differences (RPDs) were within acceptance criteria with any exceptions noted below.

Duplicate Sample:
All duplicate sample results were within method acceptance criteria with any exceptions noted below.

Additional Comments:

Sample Comments:

K3: The Total Hydrocarbon (THC) pattern is evenly distributed throughout the chromatogram (before and after toluene).
- SSV-9 (Lab ID: 10263131001)

K2: The Total Hydrocarbon (THC) pattern occured in the second half of the chromatogram (after toluene).
- DUP (Lab ID: 1664114)

Analyte Comments:

QC Batch: AIR/20047

E: Analyte concentration exceeded the calibration range. The reported result is estimated.
- SSV-9 (Lab ID: 10263131001)
  - 2-Propanol

REPORT OF LABORATORY ANALYSIS

This report shall not be reproduced, except in full,
without the written consent of Pace Analytical Services, Inc..

Pace Analytical Services, Inc.
1700 Elm Street - Suite 200
Minneapolis, MN 55414
(612)607-1700

PROJECT NARRATIVE

Project: 60317420 St. Louis Park Inv.
Pace Project No.: 10263131

Method: **TO-15**
Description: TO15 MSV AIR
Client: AECOM
Date: April 29, 2014

Analyte Comments:

QC Batch: AIR/20047

E: Analyte concentration exceeded the calibration range. The reported result is estimated.

- SSV-9 (Lab ID: 10263131001)
  - Ethanol

This data package has been reviewed for quality and completeness and is approved for release.

This report shall not be reproduced, except in full,
without the written consent of Pace Analytical Services, Inc..

Pace Analytical Services, Inc.
1700 Elm Street - Suite 200
Minneapolis, MN 55414
(612)607-1700

ANALYTICAL RESULTS

Project: 60317420 St. Louis Park Inv.
Pace Project No.: 10263131

Sample: SSV-9 **Lab ID: 10263131001** Collected: 04/10/14 18:28 Received: 04/11/14 14:19 Matrix: Air

Parameters	Results	Units	Report Limit	MDL	DF	Prepared	Analyzed	CAS No.	Qual
TO15 MSV AIR	Analytical Method: TO-15								
Acetone	**94.1**	ug/m3	0.64	0.32	1.34		04/24/14 13:11	67-64-1	
Benzene	ND	ug/m3	0.44	0.16	1.34		04/24/14 13:11	71-43-2	
Benzyl chloride	ND	ug/m3	1.4	0.70	1.34		04/24/14 13:11	100-44-7	
Bromodichloromethane	ND	ug/m3	1.8	0.24	1.34		04/24/14 13:11	75-27-4	
Bromoform	ND	ug/m3	2.8	0.43	1.34		04/24/14 13:11	75-25-2	
Bromomethane	ND	ug/m3	1.1	0.36	1.34		04/24/14 13:11	74-83-9	
1,3-Butadiene	ND	ug/m3	0.60	0.11	1.34		04/24/14 13:11	106-99-0	
2-Butanone (MEK)	**3.9**	ug/m3	0.80	0.40	1.34		04/24/14 13:11	78-93-3	
Carbon disulfide	ND	ug/m3	0.84	0.096	1.34		04/24/14 13:11	75-15-0	
Carbon tetrachloride	ND	ug/m3	0.86	0.43	1.34		04/24/14 13:11	56-23-5	
Chlorobenzene	ND	ug/m3	1.3	0.14	1.34		04/24/14 13:11	108-90-7	
Chloroethane	ND	ug/m3	0.72	0.36	1.34		04/24/14 13:11	75-00-3	
Chloroform	ND	ug/m3	1.3	0.24	1.34		04/24/14 13:11	67-66-3	
Chloromethane	ND	ug/m3	0.56	0.26	1.34		04/24/14 13:11	74-87-3	
Cyclohexane	ND	ug/m3	0.94	0.17	1.34		04/24/14 13:11	110-82-7	
Dibromochloromethane	ND	ug/m3	2.3	1.2	1.34		04/24/14 13:11	124-48-1	
1,2-Dibromoethane (EDB)	ND	ug/m3	2.1	0.31	1.34		04/24/14 13:11	106-93-4	
1,2-Dichlorobenzene	ND	ug/m3	1.6	0.19	1.34		04/24/14 13:11	95-50-1	
1,3-Dichlorobenzene	ND	ug/m3	1.6	0.31	1.34		04/24/14 13:11	541-73-1	
1,4-Dichlorobenzene	ND	ug/m3	1.6	0.27	1.34		04/24/14 13:11	106-46-7	
Dichlorodifluoromethane	**2.8**	ug/m3	1.4	0.15	1.34		04/24/14 13:11	75-71-8	
1,1-Dichloroethane	ND	ug/m3	1.1	0.19	1.34		04/24/14 13:11	75-34-3	
1,2-Dichloroethane	ND	ug/m3	0.55	0.16	1.34		04/24/14 13:11	107-06-2	
1,1-Dichloroethene	ND	ug/m3	1.1	0.14	1.34		04/24/14 13:11	75-35-4	
cis-1,2-Dichloroethene	**104**	ug/m3	1.1	0.26	1.34		04/24/14 13:11	156-59-2	
trans-1,2-Dichloroethene	**7.6**	ug/m3	1.1	0.22	1.34		04/24/14 13:11	156-60-5	
1,2-Dichloropropane	ND	ug/m3	1.3	0.20	1.34		04/24/14 13:11	78-87-5	
cis-1,3-Dichloropropene	ND	ug/m3	1.2	0.18	1.34		04/24/14 13:11	10061-01-5	
trans-1,3-Dichloropropene	ND	ug/m3	1.2	0.20	1.34		04/24/14 13:11	10061-02-6	
Dichlorotetrafluoroethane	ND	ug/m3	1.9	0.33	1.34		04/24/14 13:11	76-14-2	
Ethanol	**187**	ug/m3	0.51	0.26	1.34		04/24/14 13:11	64-17-5	E
Ethyl acetate	ND	ug/m3	0.98	0.17	1.34		04/24/14 13:11	141-78-6	
Ethylbenzene	**2.0**	ug/m3	1.2	0.24	1.34		04/24/14 13:11	100-41-4	
4-Ethyltoluene	ND	ug/m3	1.3	0.23	1.34		04/24/14 13:11	622-96-8	
n-Heptane	ND	ug/m3	1.1	0.22	1.34		04/24/14 13:11	142-82-5	
Hexachloro-1,3-butadiene	ND	ug/m3	2.9	0.55	1.34		04/24/14 13:11	87-68-3	
n-Hexane	ND	ug/m3	0.96	0.14	1.34		04/24/14 13:11	110-54-3	
2-Hexanone	ND	ug/m3	1.1	0.29	1.34		04/24/14 13:11	591-78-6	
Methylene Chloride	ND	ug/m3	0.95	0.47	1.34		04/24/14 13:11	75-09-2	
4-Methyl-2-pentanone (MIBK)	ND	ug/m3	1.1	0.23	1.34		04/24/14 13:11	108-10-1	
Methyl-tert-butyl ether	ND	ug/m3	0.98	0.12	1.34		04/24/14 13:11	1634-04-4	
Naphthalene	ND	ug/m3	1.4	0.71	1.34		04/24/14 13:11	91-20-3	
2-Propanol	**171**	ug/m3	0.67	0.12	1.34		04/24/14 13:11	67-63-0	E
Propylene	ND	ug/m3	1.2	0.15	1.34		04/24/14 13:11	115-07-1	
Styrene	ND	ug/m3	1.2	0.18	1.34		04/24/14 13:11	100-42-5	
1,1,2,2-Tetrachloroethane	ND	ug/m3	0.94	0.31	1.34		04/24/14 13:11	79-34-5	

REPORT OF LABORATORY ANALYSIS

This report shall not be reproduced, except in full,
without the written consent of Pace Analytical Services, Inc..

Pace Analytical Services, Inc.
1700 Elm Street - Suite 200
Minneapolis, MN 55414
(612)607-1700

ANALYTICAL RESULTS

Project: 60317420 St. Louis Park Inv.
Pace Project No.: 10263131

Sample: SSV-9 **Lab ID: 10263131001** Collected: 04/10/14 18:28 Received: 04/11/14 14:19 Matrix: Air

Parameters	Results	Units	Report Limit	MDL	DF	Prepared	Analyzed	CAS No.	Qual
TO15 MSV AIR	Analytical Method: TO-15								
Tetrachloroethene	**14.7**	ug/m3	0.92	0.25	1.34		04/24/14 13:11	127-18-4	
Tetrahydrofuran	ND	ug/m3	0.80	0.19	1.34		04/24/14 13:11	109-99-9	
Toluene	**10.4**	ug/m3	1.0	0.18	1.34		04/24/14 13:11	108-88-3	
1,2,4-Trichlorobenzene	ND	ug/m3	2.0	0.49	1.34		04/24/14 13:11	120-82-1	
1,1,1-Trichloroethane	ND	ug/m3	1.5	0.19	1.34		04/24/14 13:11	71-55-6	
1,1,2-Trichloroethane	ND	ug/m3	0.74	0.33	1.34		04/24/14 13:11	79-00-5	
Trichloroethene	**10.5**	ug/m3	0.74	0.24	1.34		04/24/14 13:11	79-01-6	
Trichlorofluoromethane	**2.1**	ug/m3	1.5	0.18	1.34		04/24/14 13:11	75-69-4	
1,1,2-Trichlorotrifluoroethane	ND	ug/m3	2.1	0.21	1.34		04/24/14 13:11	76-13-1	
1,2,4-Trimethylbenzene	ND	ug/m3	1.3	0.16	1.34		04/24/14 13:11	95-63-6	
1,3,5-Trimethylbenzene	ND	ug/m3	1.3	0.28	1.34		04/24/14 13:11	108-67-8	
Vinyl acetate	ND	ug/m3	0.96	0.47	1.34		04/24/14 13:11	108-05-4	
Vinyl chloride	ND	ug/m3	0.35	0.12	1.34		04/24/14 13:11	75-01-4	
m&p-Xylene	**6.6**	ug/m3	2.4	0.19	1.34		04/24/14 13:11	179601-23-1	
o-Xylene	**1.3**	ug/m3	1.2	0.59	1.34		04/24/14 13:11	95-47-6	

REPORT OF LABORATORY ANALYSIS

This report shall not be reproduced, except in full,
without the written consent of Pace Analytical Services, Inc..

Pace Analytical Services, Inc.
1700 Elm Street - Suite 200
Minneapolis, MN 55414
(612)607-1700

QUALITY CONTROL DATA

Project: 60317420 St. Louis Park Inv.
Pace Project No.: 10263131

QC Batch: AIR/20047 Analysis Method: TO-15
QC Batch Method: TO-15 Analysis Description: TO15 MSV AIR Low Level
Associated Lab Samples: 10263131001

METHOD BLANK: 1663993 Matrix: Air
Associated Lab Samples: 10263131001

Parameter	Units	Blank Result	Reporting Limit	Analyzed	Qualifiers
1,1,1-Trichloroethane	ug/m3	ND	1.1	04/24/14 09:11	
1,1,2,2-Tetrachloroethane	ug/m3	ND	0.70	04/24/14 09:11	
1,1,2-Trichloroethane	ug/m3	ND	0.55	04/24/14 09:11	
1,1,2-Trichlorotrifluoroethane	ug/m3	ND	1.6	04/24/14 09:11	
1,1-Dichloroethane	ug/m3	ND	0.82	04/24/14 09:11	
1,1-Dichloroethene	ug/m3	ND	0.81	04/24/14 09:11	
1,2,4-Trichlorobenzene	ug/m3	ND	1.5	04/24/14 09:11	
1,2,4-Trimethylbenzene	ug/m3	ND	1.0	04/24/14 09:11	
1,2-Dibromoethane (EDB)	ug/m3	ND	1.6	04/24/14 09:11	
1,2-Dichlorobenzene	ug/m3	ND	1.2	04/24/14 09:11	
1,2-Dichloroethane	ug/m3	ND	0.41	04/24/14 09:11	
1,2-Dichloropropane	ug/m3	ND	0.94	04/24/14 09:11	
1,3,5-Trimethylbenzene	ug/m3	ND	1.0	04/24/14 09:11	
1,3-Butadiene	ug/m3	ND	0.45	04/24/14 09:11	
1,3-Dichlorobenzene	ug/m3	ND	1.2	04/24/14 09:11	
1,4-Dichlorobenzene	ug/m3	ND	1.2	04/24/14 09:11	
2-Butanone (MEK)	ug/m3	ND	0.60	04/24/14 09:11	
2-Hexanone	ug/m3	ND	0.83	04/24/14 09:11	
2-Propanol	ug/m3	ND	0.50	04/24/14 09:11	
4-Ethyltoluene	ug/m3	ND	1.0	04/24/14 09:11	
4-Methyl-2-pentanone (MIBK)	ug/m3	ND	0.83	04/24/14 09:11	
Acetone	ug/m3	ND	0.48	04/24/14 09:11	
Benzene	ug/m3	ND	0.32	04/24/14 09:11	
Benzyl chloride	ug/m3	ND	1.0	04/24/14 09:11	
Bromodichloromethane	ug/m3	ND	1.4	04/24/14 09:11	
Bromoform	ug/m3	ND	2.1	04/24/14 09:11	
Bromomethane	ug/m3	ND	0.79	04/24/14 09:11	
Carbon disulfide	ug/m3	ND	0.63	04/24/14 09:11	
Carbon tetrachloride	ug/m3	ND	0.64	04/24/14 09:11	
Chlorobenzene	ug/m3	ND	0.94	04/24/14 09:11	
Chloroethane	ug/m3	ND	0.54	04/24/14 09:11	
Chloroform	ug/m3	ND	0.99	04/24/14 09:11	
Chloromethane	ug/m3	ND	0.42	04/24/14 09:11	
cis-1,2-Dichloroethene	ug/m3	ND	0.81	04/24/14 09:11	
cis-1,3-Dichloropropene	ug/m3	ND	0.92	04/24/14 09:11	
Cyclohexane	ug/m3	ND	0.70	04/24/14 09:11	
Dibromochloromethane	ug/m3	ND	1.7	04/24/14 09:11	
Dichlorodifluoromethane	ug/m3	ND	1.0	04/24/14 09:11	
Dichlorotetrafluoroethane	ug/m3	ND	1.4	04/24/14 09:11	
Ethanol	ug/m3	ND	0.38	04/24/14 09:11	
Ethyl acetate	ug/m3	ND	0.73	04/24/14 09:11	
Ethylbenzene	ug/m3	ND	0.88	04/24/14 09:11	
Hexachloro-1,3-butadiene	ug/m3	ND	2.2	04/24/14 09:11	

REPORT OF LABORATORY ANALYSIS

This report shall not be reproduced, except in full,
without the written consent of Pace Analytical Services, Inc..

Pace Analytical Services, Inc.
1700 Elm Street - Suite 200
Minneapolis, MN 55414
(612)607-1700

QUALITY CONTROL DATA

Project: 60317420 St. Louis Park Inv.
Pace Project No.: 10263131

METHOD BLANK: 1663993 Matrix: Air
Associated Lab Samples: 10263131001

Parameter	Units	Blank Result	Reporting Limit	Analyzed	Qualifiers
m&p-Xylene	ug/m3	ND	1.8	04/24/14 09:11	
Methyl-tert-butyl ether	ug/m3	ND	0.73	04/24/14 09:11	
Methylene Chloride	ug/m3	ND	0.71	04/24/14 09:11	
n-Heptane	ug/m3	ND	0.83	04/24/14 09:11	
n-Hexane	ug/m3	ND	0.72	04/24/14 09:11	
Naphthalene	ug/m3	ND	1.1	04/24/14 09:11	
o-Xylene	ug/m3	ND	0.88	04/24/14 09:11	
Propylene	ug/m3	ND	0.88	04/24/14 09:11	
Styrene	ug/m3	ND	0.87	04/24/14 09:11	
Tetrachloroethene	ug/m3	ND	0.69	04/24/14 09:11	
Tetrahydrofuran	ug/m3	ND	0.60	04/24/14 09:11	
Toluene	ug/m3	ND	0.77	04/24/14 09:11	
trans-1,2-Dichloroethene	ug/m3	ND	0.81	04/24/14 09:11	
trans-1,3-Dichloropropene	ug/m3	ND	0.92	04/24/14 09:11	
Trichloroethene	ug/m3	ND	0.55	04/24/14 09:11	
Trichlorofluoromethane	ug/m3	ND	1.1	04/24/14 09:11	
Vinyl acetate	ug/m3	ND	0.72	04/24/14 09:11	
Vinyl chloride	ug/m3	ND	0.26	04/24/14 09:11	

LABORATORY CONTROL SAMPLE: 1663994

Parameter	Units	Spike Conc.	LCS Result	LCS % Rec	% Rec Limits	Qualifiers
1,1,1-Trichloroethane	ug/m3	55.5	51.3	92	72-128	
1,1,2,2-Tetrachloroethane	ug/m3	69.8	58.6	84	72-136	
1,1,2-Trichloroethane	ug/m3	55.5	47.7	86	72-130	
1,1,2-Trichlorotrifluoroethane	ug/m3	77.9	69.0	89	68-126	
1,1-Dichloroethane	ug/m3	41.2	36.2	88	68-128	
1,1-Dichloroethene	ug/m3	40.3	36.3	90	68-130	
1,2,4-Trichlorobenzene	ug/m3	75.5	65.2	86	30-150	
1,2,4-Trimethylbenzene	ug/m3	50	43.2	86	71-140	
1,2-Dibromoethane (EDB)	ug/m3	78.1	68.3	87	73-136	
1,2-Dichlorobenzene	ug/m3	61.2	53.1	87	63-150	
1,2-Dichloroethane	ug/m3	41.2	37.9	92	71-132	
1,2-Dichloropropane	ug/m3	47	40.8	87	72-130	
1,3,5-Trimethylbenzene	ug/m3	50	44.0	88	73-136	
1,3-Butadiene	ug/m3	22.5	19.5	87	72-130	
1,3-Dichlorobenzene	ug/m3	61.2	52.4	86	69-142	
1,4-Dichlorobenzene	ug/m3	61.2	52.1	85	65-142	
2-Butanone (MEK)	ug/m3	30	25.7	86	71-135	
2-Hexanone	ug/m3	41.7	37.6	90	75-133	
2-Propanol	ug/m3	25	21.1	85	68-135	
4-Ethyltoluene	ug/m3	50	43.9	88	73-134	
4-Methyl-2-pentanone (MIBK)	ug/m3	41.7	37.3	89	72-137	
Acetone	ug/m3	24.2	24.4	101	68-136	
Benzene	ug/m3	32.5	30.7	94	69-134	

REPORT OF LABORATORY ANALYSIS

This report shall not be reproduced, except in full,
without the written consent of Pace Analytical Services, Inc..

Pace Analytical Services, Inc.
1700 Elm Street - Suite 200
Minneapolis, MN 55414
(612)607-1700

QUALITY CONTROL DATA

Project: 60317420 St. Louis Park Inv.
Pace Project No.: 10263131

LABORATORY CONTROL SAMPLE: 1663994

Parameter	Units	Spike Conc.	LCS Result	LCS % Rec	% Rec Limits	Qualifiers
Benzyl chloride	ug/m3	52.5	52.4	100	71-136	
Bromodichloromethane	ug/m3	68.2	64.2	94	74-129	
Bromoform	ug/m3	105	95.8	91	69-138	
Bromomethane	ug/m3	39.5	41.3	105	68-127	
Carbon disulfide	ug/m3	31.7	30.2	95	68-130	
Carbon tetrachloride	ug/m3	64	55.7	87	66-134	
Chlorobenzene	ug/m3	46.8	42.1	90	72-137	
Chloroethane	ug/m3	26.8	23.3	87	69-128	
Chloroform	ug/m3	49.7	44.4	89	72-127	
Chloromethane	ug/m3	21	19.4	93	69-125	
cis-1,2-Dichloroethene	ug/m3	40.3	35.6	88	71-135	
cis-1,3-Dichloropropene	ug/m3	46.2	39.6	86	74-134	
Cyclohexane	ug/m3	35	28.6	82	72-130	
Dibromochloromethane	ug/m3	86.6	78.8	91	73-133	
Dichlorodifluoromethane	ug/m3	50.3	44.9	89	69-125	
Dichlorotetrafluoroethane	ug/m3	71.1	67.5	95	68-128	
Ethanol	ug/m3	19.2	18.9	99	70-134	
Ethyl acetate	ug/m3	36.6	31.7	86	71-134	
Ethylbenzene	ug/m3	44.2	38.0	86	73-139	
Hexachloro-1,3-butadiene	ug/m3	108	101	93	30-150	
m&p-Xylene	ug/m3	44.2	38.0	86	73-139	
Methyl-tert-butyl ether	ug/m3	36.7	33.6	92	72-132	
Methylene Chloride	ug/m3	35.3	32.3	91	64-134	
n-Heptane	ug/m3	41.7	39.8	95	70-130	
n-Hexane	ug/m3	35.8	30.5	85	69-128	
Naphthalene	ug/m3	53.3	43.7	82	61-150	
o-Xylene	ug/m3	44.2	38.0	86	71-138	
Propylene	ug/m3	17.5	15.2	87	69-133	
Styrene	ug/m3	43.3	39.9	92	74-136	
Tetrachloroethene	ug/m3	69	64.8	94	69-136	
Tetrahydrofuran	ug/m3	30	26.4	88	73-131	
Toluene	ug/m3	38.3	32.2	84	67-133	
trans-1,2-Dichloroethene	ug/m3	40.3	36.0	89	70-131	
trans-1,3-Dichloropropene	ug/m3	46.2	44.5	96	72-135	
Trichloroethene	ug/m3	54.6	47.2	86	70-135	
Trichlorofluoromethane	ug/m3	57.1	53.1	93	67-125	
Vinyl acetate	ug/m3	35.8	34.3	96	72-133	
Vinyl chloride	ug/m3	26	23.2	89	69-132	

SAMPLE DUPLICATE: 1664114

Parameter	Units	10264211001 Result	Dup Result	RPD	Max RPD	Qualifiers
1,1,1-Trichloroethane	ug/m3	<1.7	ND		25	
1,1,2,2-Tetrachloroethane	ug/m3	<1.1	ND		25	
1,1,2-Trichloroethane	ug/m3	<0.85	ND		25	
1,1,2-Trichlorotrifluoroethane	ug/m3	<2.5	ND		25	
1,1-Dichloroethane	ug/m3	<1.3	ND		25	

REPORT OF LABORATORY ANALYSIS

This report shall not be reproduced, except in full,
without the written consent of Pace Analytical Services, Inc..

Pace Analytical Services, Inc.
1700 Elm Street - Suite 200
Minneapolis, MN 55414
(612)607-1700

QUALITY CONTROL DATA

Project: 60317420 St. Louis Park Inv.
Pace Project No.: 10263131

SAMPLE DUPLICATE: 1664114

Parameter	Units	10264211001 Result	Dup Result	RPD	Max RPD	Qualifiers
1,1-Dichloroethene	ug/m3	<1.3	ND		25	
1,2,4-Trichlorobenzene	ug/m3	<2.3	ND		25	
1,2,4-Trimethylbenzene	ug/m3	<1.5	ND		25	
1,2-Dibromoethane (EDB)	ug/m3	<2.4	ND		25	
1,2-Dichlorobenzene	ug/m3	<1.9	ND		25	
1,2-Dichloroethane	ug/m3	<0.64	ND		25	
1,2-Dichloropropane	ug/m3	<1.5	ND		25	
1,3,5-Trimethylbenzene	ug/m3	<1.5	ND		25	
1,3-Butadiene	ug/m3	<0.70	ND		25	
1,3-Dichlorobenzene	ug/m3	<1.9	ND		25	
1,4-Dichlorobenzene	ug/m3	<1.9	ND		25	
2-Butanone (MEK)	ug/m3	8.1	7.6	7	25	
2-Hexanone	ug/m3	<1.3	ND		25	
2-Propanol	ug/m3	18.8	19.3	3	25	
4-Ethyltoluene	ug/m3	<1.6	ND		25	
4-Methyl-2-pentanone (MIBK)	ug/m3	<1.3	ND		25	
Acetone	ug/m3	19.8	19.2	3	25	
Benzene	ug/m3	<0.50	ND		25	
Benzyl chloride	ug/m3	<1.6	ND		25	
Bromodichloromethane	ug/m3	<2.1	ND		25	
Bromoform	ug/m3	<3.3	ND		25	
Bromomethane	ug/m3	<1.2	ND		25	
Carbon disulfide	ug/m3	<0.98	ND		25	
Carbon tetrachloride	ug/m3	<0.99	ND		25	
Chlorobenzene	ug/m3	<1.5	ND		25	
Chloroethane	ug/m3	<0.84	ND		25	
Chloroform	ug/m3	<1.5	ND		25	
Chloromethane	ug/m3	<0.65	ND		25	
cis-1,2-Dichloroethene	ug/m3	<1.3	ND		25	
cis-1,3-Dichloropropene	ug/m3	<1.4	ND		25	
Cyclohexane	ug/m3	<1.1	ND		25	
Dibromochloromethane	ug/m3	<2.7	ND		25	
Dichlorodifluoromethane	ug/m3	2.2	1.9	14	25	
Dichlorotetrafluoroethane	ug/m3	<2.2	ND		25	
Ethanol	ug/m3	351	344	2	25	
Ethyl acetate	ug/m3	5.5	5.6	.9	25	
Ethylbenzene	ug/m3	<1.4	ND		25	
Hexachloro-1,3-butadiene	ug/m3	<3.4	ND		25	
m&p-Xylene	ug/m3	<2.7	.76J		25	
Methyl-tert-butyl ether	ug/m3	<1.1	ND		25	
Methylene Chloride	ug/m3	<1.1	ND		25	
n-Heptane	ug/m3	<1.3	ND		25	
n-Hexane	ug/m3	<1.1	ND		25	
Naphthalene	ug/m3	<1.7	1.4J		25	
o-Xylene	ug/m3	<1.4	ND		25	
Propylene	ug/m3	<1.4	ND		25	
Styrene	ug/m3	<1.3	.77J		25	
Tetrachloroethene	ug/m3	<1.1	.54J		25	

REPORT OF LABORATORY ANALYSIS

This report shall not be reproduced, except in full,
without the written consent of Pace Analytical Services, Inc..

Pace Analytical Services, Inc.
1700 Elm Street - Suite 200
Minneapolis, MN 55414
(612)607-1700

QUALITY CONTROL DATA

Project: 60317420 St. Louis Park Inv.
Pace Project No.: 10263131

SAMPLE DUPLICATE: 1664114

Parameter	Units	10264211001 Result	Dup Result	RPD	Max RPD	Qualifiers
Tetrahydrofuran	ug/m3	1.7	1.7	.8	25	
Toluene	ug/m3	2.2	2.2	2	25	
trans-1,2-Dichloroethene	ug/m3	<1.3	ND		25	
trans-1,3-Dichloropropene	ug/m3	<1.4	ND		25	
Trichloroethene	ug/m3	<0.85	ND		25	
Trichlorofluoromethane	ug/m3	<1.8	1.1J		25	
Vinyl acetate	ug/m3	<1.1	ND		25	
Vinyl chloride	ug/m3	<0.40	ND		25	

This report shall not be reproduced, except in full,
without the written consent of Pace Analytical Services, Inc..

Pace Analytical Services, Inc.
1700 Elm Street - Suite 200
Minneapolis, MN 55414
(612)607-1700

QUALIFIERS

Project: 60317420 St. Louis Park Inv.
Pace Project No.: 10263131

DEFINITIONS

DF - Dilution Factor, if reported, represents the factor applied to the reported data due to changes in sample preparation, dilution of the sample aliquot, or moisture content.

ND - Not Detected at or above adjusted reporting limit.

J - Estimated concentration above the adjusted method detection limit and below the adjusted reporting limit.

MDL - Adjusted Method Detection Limit.

PRL - Pace Reporting Limit.

RL - Reporting Limit.

S - Surrogate

1,2-Diphenylhydrazine (8270 listed analyte) decomposes to Azobenzene.

Consistent with EPA guidelines, unrounded data are displayed and have been used to calculate % recovery and RPD values.

LCS(D) - Laboratory Control Sample (Duplicate)

MS(D) - Matrix Spike (Duplicate)

DUP - Sample Duplicate

RPD - Relative Percent Difference

NC - Not Calculable.

SG - Silica Gel - Clean-Up

U - Indicates the compound was analyzed for, but not detected.

N-Nitrosodiphenylamine decomposes and cannot be separated from Diphenylamine using Method 8270. The result reported for each analyte is a combined concentration.

Pace Analytical is TNI accredited. Contact your Pace PM for the current list of accredited analytes.

TNI - The NELAC Institute.

SAMPLE QUALIFIERS

Sample: 10263131001

[1] The Total Hydrocarbon (THC) pattern is evenly distributed throughout the chromatogram (before and after toluene).

Sample: 1664114

[1] The Total Hydrocarbon (THC) pattern occured in the second half of the chromatogram (after toluene).

ANALYTE QUALIFIERS

E Analyte concentration exceeded the calibration range. The reported result is estimated.

This report shall not be reproduced, except in full,
without the written consent of Pace Analytical Services, Inc..

Pace Analytical Services, Inc.
1700 Elm Street - Suite 200
Minneapolis, MN 55414
(612)607-1700

QUALITY CONTROL DATA CROSS REFERENCE TABLE

Project: 60317420 St. Louis Park Inv.
Pace Project No.: 10263131

Lab ID	Sample ID	QC Batch Method	QC Batch	Analytical Method	Analytical Batch
10263131001	**SSV-9**	TO-15	AIR/20047		

This report shall not be reproduced, except in full,
without the written consent of Pace Analytical Services, Inc..

10263131

Pace Analytical®
www.pacelabs.com

AIR: CHAIN-OF-CUSTODY / Analytical Request Document

The Chain-of-Custody is a LEGAL DOCUMENT. All relevant fields must be completed accurately.

14951

Page: 1 of 1

Section A Required Client Information:	Section B Required Project Information:	Section C Invoice Information:
Company: ASCOM	Report To: Tony Coryell	Attention: Same
Address: 500 LaSalle Ave Suite 500 Minneapolis, MN 55408	Copy To:	Company Name:
		Address:
Email To: tony.coryell@ascom.com	Purchase Order No.:	Pace Quote Reference:
Phone: 612-376-2000 Fax:	Project Name: St. Louis Park Inv.	Pace Project Manager/Sales Rep. Carol Davy
Requested Due Date/TAT: STD	Project Number: 60317420	Pace Profile #:

Program: ☐ UST ☐ Superfund ☐ Emissions ☐ Clean Air Act ☐ Voluntary Clean Up ☐ Dry Clean ☐ RCRA ☐ Other____

Location of Sampling by State: MN

Reporting Units: ug/m³ ___ mg/m³ ___ PPBV ___ PPMV ___ Other ___

Report Level: II.___ III.___ IV.___ Other____

Valid Media Codes

MEDIA	CODE
Tedlar Bag	TB
1 Liter Summa Can	1LC
6 Liter Summa Can	6LC
Low Volume Puff	LVP
High Volume Puff	HVP
Other	PM10

'Section D Required Client Information

AIR SAMPLE ID

Sample IDs MUST BE UNIQUE

ITEM #	AIR SAMPLE ID	MEDIA CODE	PID Reading (Client only)	COLLECTED COMPOSITE START END/GRAB DATE	TIME	COMPOSITE - DATE	TIME	Canister Pressure (Initial Field - psig)	Canister Pressure (Final Field - psig)	Summa Can Number	Flow Control Number	PM10	3C-Fixed Gas (%)	TO-3	TO-3M (Methane)	TO-4 (PCBs)	TO-13 (PAH)	TO-14	TO-15	TO15 Short List*	Pace Lab ID
1	SSV-9			4-10-14	1738	4-10-14	1828	-26	0	2036	—								^		001
2																					
3																					
4																					
5																					
6																					
7																					
8																					
9																					
10																					
11																					
12																					

Method:

Comments :

RELINQUISHED BY / AFFILIATION	DATE	TIME	ACCEPTED BY / AFFILIATION	DATE	TIME
Ben Klaus / ASCOM	4-11-14	1419	[signature] / Pace	4/11/14	14:19

SAMPLE CONDITIONS

Temp in °C	Received on Ice	Custody Sealed Cooler	Samples Intact
AMB	Y/N	Y/N	Y/N
	Y/N	Y/N	Y/N
	Y/N	Y/N	Y/N
	Y/N	Y/N	Y/N

SAMPLER NAME AND SIGNATURE

PRINT Name of SAMPLER: Ben Klaus

SIGNATURE of SAMPLER: [signature]

DATE Signed (MM / DD / YY): 4-11-14

ORIGINAL

Pace Analytical	Document Name: Air Sample Condition Upon Receipt	Document Revised: 26Dec2013 Page 1 of 1
	Document No.: F-MN-A-106-rev.09	Issuing Authority: Pace Minnesota Quality Office

Air Sample Condition Upon Receipt

Client Name: Aecom

Project #: WO#: 10263131

10263131

Courier: ☐ Fed Ex ☐ UPS ☐ USPS ☒ Client ☐ Commercial ☐ Pace ☐ Other: _____

Tracking Number: _____

Custody Seal on Cooler/Box Present? ☐ Yes ☒ No **Seals Intact?** ☐ Yes ☒ No

Optional: Proj. Due Date: Proj. Name:

Packing Material: ☐ Bubble Wrap ☐ Bubble Bags ☐ Foam ☒ None ☐ Other: _____ **Temp Blank rec:** ☐ Yes ☒ No

Temp. (TO17 and TO13 samples only) (°C): — **Corrected Temp (°C):** — **Thermom. Used:** ☐ B88A912167504 ☐ B88A9132521491 ☐ 72337080 ☐ 80512447

Temp should be above freezing to 6°C **Correction Factor:** — **Date & Initials of Person Examining Contents:** RY 4/1/14

Type of ice Received ☐ Blue ☐ Wet ☒ None

				Comments:
Chain of Custody Present?	☒ Yes	☐ No	☐ N/A	1.
Chain of Custody Filled Out?	☒ Yes	☐ No	☐ N/A	2.
Chain of Custody Relinquished?	☒ Yes	☐ No	☐ N/A	3.
Sampler Name and/or Signature on COC?	☒ Yes	☐ No	☐ N/A	4.
Samples Arrived within Hold Time?	☒ Yes	☐ No	☐ N/A	5.
Short Hold Time Analysis (<72 hr)?	☐ Yes	☒ No	☐ N/A	6.
Rush Turn Around Time Requested?	☐ Yes	☒ No	☐ N/A	7.
Sufficient Volume?	☒ Yes	☐ No	☐ N/A	8.
Correct Containers Used?	☒ Yes	☐ No	☐ N/A	9.
-Pace Containers Used?	☒ Yes	☐ No	☐ N/A	
Containers Intact?	☒ Yes	☐ No	☐ N/A	10.
Media: Air Can				11.
Sample Labels Match COC?	☒ Yes	☐ No	☐ N/A	12.

Samples Received:

Canisters		Flow Controllers		Stand Alone G	
Sample Number	Can ID	Sample Number	Can ID	Sample Number	Can ID
SSV-9	2036		0613		

CLIENT NOTIFICATION/RESOLUTION **Field Data Required?** ☐ Yes ☐ No

Person Contacted: _____ Date/Time: _____

Comments/Resolution: _____

Project Manager Review: CBW **Date:** 4/1/14

Note: Whenever there is a discrepancy affecting North Carolina compliance samples, a copy of this form will be sent to the North Carolina DEHNR Certification Office (i.e out of hold, incorrect preservative, out of temp, incorrect containers)

Data File: \\192.168.10.12\chem\10airB.i\042414.b\11413.D
Report Date: 25-Apr-2014 11:31

Pace Analytical Services, Inc.

TO15 Analysis (UNIX)

Data file : \\192.168.10.12\chem\10airB.i\042414.b\11413.D
Lab Smp Id: 10263131001
Inj Date : 24-APR-2014 13:11
Operator : DL1 Inst ID: 10airB.i
Smp Info :
Misc Info : 20047
Comment : Volatile Organic COMPOUNDS in Air
Method : \\192.168.10.12\chem\10airB.i\042414.b\TO15_104-14_Markes.m
Meth Date : 25-Apr-2014 09:46 dlee Quant Type: ISTD
Cal Date : 14-APR-2014 22:19 Cal File: 10424.D
Als bottle: 13
Dil Factor: 1.34000
Integrator: HP RTE Compound Sublist: all.sub
Target Version: 4.14

Concentration Formula: Amt * DF * Uf * CpndVariable

Name	Value	Description
DF	1.340	Dilution Factor
Uf	1.000	ng unit correction factor
Cpnd Variable		Local Compound Variable

COMPOUND	RT	AREA	AMOUNT
2 Dichlorodifluoromethane	3.036	77752	0.418
33 cis-1,2-Dichloroethene	5.654	684362	19.263
63 o-Xylene	10.840	52008	0.218
72 1,2,4-Trimethylbenzene	12.424	47635	0.185
83 Naphthalene	15.346	86672	0.161

		CONCENTRATIONS			QUANT		
RT	AREA	ON-COL(ppbv)	FINAL(ppbv)	QUAL	LIBRARY	LIB ENTRY	CPND #
Unknown				CAS #:			
2.575	448357	2.41169194	3.23	0		0	2
Unknown				CAS #:			
2.821	3505315	18.8549485	25.3	0		0	2
tert-Butyldimethylsilanol				CAS #: 18173-64-3			
5.293	159766	4.49693868	6.02	83	NIST05.L	13928	33

Data File: \\192.168.10.12\chem\10airB.i\042414.b\11413.D
Report Date: 25-Apr-2014 11:31

		CONCENTRATIONS			QUANT		
RT	AREA	ON-COL(ppbv)	FINAL(ppbv)	QUAL	LIBRARY	LIB ENTRY	CPND #
Methane, bromochloro-				CAS #: 74-97-5			
5.861	181761	5.11604455	6.86	98	NIST05.L	12354	33
Cyclotetrasiloxane, octamethyl-				CAS #: 556-67-2			
11.411	1235463	5.18380983	6.95	90	NIST05.L	122480	63
Benzoic acid, 2-[(trimethylsilyl)oxy]-,				CAS #: 3789-85-3			
13.535	572079	2.21828356	2.97	72	NIST05.L	112910	72
Undecane, 2,6-dimethyl-				CAS #: 17301-23-4			
14.597	135720	0.25266994	0.338	72	NIST05.L	46134	83
1-Octanol, 2-butyl-				CAS #: 3913-02-8			
15.168	162359	0.30226414	0.405	72	NIST05.L	47454	83
Tridecane				CAS #: 629-50-5			
15.598	178317	0.33197382	0.445	70	NIST05.L	46083	83
Unknown				CAS #:			
15.837	203164	0.37823091	0.507	0		0	83

Data File: \\192.168.10.12\chem\10airB.i\042414.b\11413.D
Report Date: 25-Apr-2014 11:31

Pace Analytical Services, Inc.

TENTATIVELY IDENTIFIED COMPOUNDS

Client Name:
Lab Smp Id: 10263131001
Operator : DL1
Sample Location:
Sample Matrix: AIR
Analysis Type: VOA
Inj Date: 24-APR-2014 13:11

Client SDG: 042414.b

Sample Date:
Sample Point:
Date Received:
Level: LOW

Number TICs found: 10

CONCENTRATION UNITS:
(ug/L or ug/KG) ppbv

	CAS NUMBER	COMPOUND NAME	RT	EST. CONC.	Q
1.		Unknown	2.575	3.23	J
2.		Unknown	2.821	25.3	J
3.	18173-64-3	tert-Butyldimethylsilanol	5.293	6.02	NJ
4.	74-97-5	Methane, bromochloro-	5.861	6.86	NJ
5.	556-67-2	Cyclotetrasiloxane, octamet	11.411	6.95	NJ
6.	3789-85-3	Benzoic acid, 2-[(trimethyl	13.535	2.97	NJ
7.	17301-23-4	Undecane, 2,6-dimethyl-	14.597	0.338	NJ
8.	3913-02-8	1-Octanol, 2-butyl-	15.168	0.405	NJ
9.	629-50-5	Tridecane	15.598	0.445	NJ
10.		Unknown	15.837	0.507	J

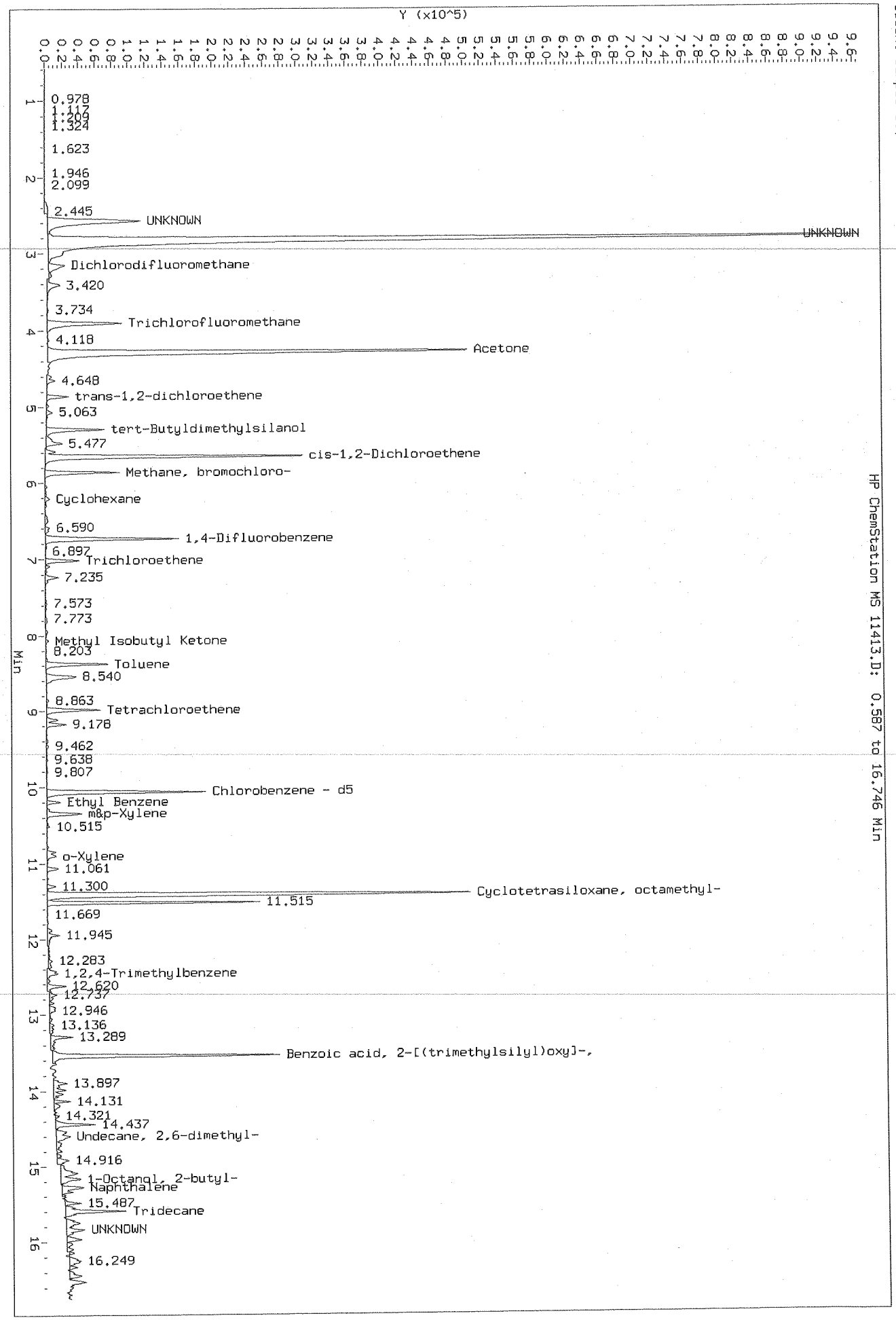

Data File: \\192.168.10.12\chem\10airB.i\042414.b\11413.D
Injection Date: 24-APR-2014 13:11
Instrument: 10airB.i
Client Sample ID:

HP ChemStation MS 11413.D: 0.587 to 16.746 Min

Pace Analytical Services, Inc.
1700 Elm Street - Suite 200
Minneapolis, MN 55414
(612)607-1700

April 23, 2014

Tony Coryell
AECOM
800 LaSalle Avenue
Minneapolis, MN 55402

RE: Project: 60317420 St. Louis Park Inv.
Pace Project No.: 10262791

Dear Tony Coryell:
Enclosed are the analytical results for sample(s) received by the laboratory on April 09, 2014. The results relate only to the samples included in this report. Results reported herein conform to the most current TNI standards and the laboratory's Quality Assurance Manual, where applicable, unless otherwise noted in the body of the report.

If you have any questions concerning this report, please feel free to contact me.

Sincerely,

Carol Davy
carol.davy@pacelabs.com
Project Manager

Enclosures

REPORT OF LABORATORY ANALYSIS

This report shall not be reproduced, except in full,
without the written consent of Pace Analytical Services, Inc..

Pace Analytical Services, Inc.
1700 Elm Street - Suite 200
Minneapolis, MN 55414
(612)607-1700

CERTIFICATIONS

Project: 60317420 St. Louis Park Inv.
Pace Project No.: 10262791

Minnesota Certification IDs

1700 Elm Street SE Suite 200, Minneapolis, MN 55414
A2LA Certification #: 2926.01
Alabama Certification #40770
Alabama Certification #40770
Alaska Certification #: UST-078
Alaska Certification #MN00064
Arizona Certification #: AZ-0014
Arkansas Certification #: 88-0680
California Certification #: 01155CA
Colorado Certification #Pace
Connecticut Certification #: PH-0256
EPA Region 8 Certification #: 8TMS-L
Florida/NELAP Certification #: E87605
Guam Certification #: Pace
Georgia Certification #: 959
Idaho Certification #: MN00064
Hawaii Certification #MN00064
Illinois Certification #: 200011
Indiana Certification#C-MN-01
Iowa Certification #: 368
Kansas Certification #: E-10167
Kentucky Dept of Envi. Protection - DW #90062
Kentucky Dept of Envi. Protection - WW #:90062
Louisiana DEQ Certification #: 3086
Louisiana DHH #: LA140001
Maine Certification #: 2013011
Maryland Certification #: 322
Michigan DEPH Certification #: 9909
Minnesota Certification #: 027-053-137
Mississippi Certification #: Pace
Montana Certification #: MT0092
Nebraska Certification #: Pace
New York Certification #: 11647
North Carolina Certification #: 530
North Carolina State Public Health #: 27700
North Dakota Certification #: R-036
Ohio EPA #: 4150
Ohio VAP Certification #: CL101
Oklahoma Certification #: 9507
Oregon Certification #: MN200001
Oregon Certification #: MN300001
Pennsylvania Certification #: 68-00563
Puerto Rico Certification
Saipan (CNMI) #:MP0003
South Carolina #:74003001
Texas Certification #: T104704192
Tennessee Certification #: 02818
Utah Certification #: MN000642013-4
Virginia DGS Certification #: 251
Virginia/VELAP Certification #: Pace
Washington Certification #: C486
Wisconsin Certification #: 999407970
West Virginia Certification #: 382
West Virginia TO-15 Approval
West Virginia DHHR #:9952C

This report shall not be reproduced, except in full,
without the written consent of Pace Analytical Services, Inc..

Pace Analytical Services, Inc.
1700 Elm Street - Suite 200
Minneapolis, MN 55414
(612)607-1700

SAMPLE SUMMARY

Project: 60317420 St. Louis Park Inv.
Pace Project No.: 10262791

Lab ID	Sample ID	Matrix	Date Collected	Date Received
10262791001	**SSV-7**	Air	04/08/14 14:25	04/09/14 14:45

REPORT OF LABORATORY ANALYSIS

This report shall not be reproduced, except in full,
without the written consent of Pace Analytical Services, Inc..

Pace Analytical Services, Inc.
1700 Elm Street - Suite 200
Minneapolis, MN 55414
(612)607-1700

SAMPLE ANALYTE COUNT

Project: 60317420 St. Louis Park Inv.
Pace Project No.: 10262791

Lab ID	Sample ID	Method	Analysts	Analytes Reported
10262791001	**SSV-7**	TO-15	DR1	61

This report shall not be reproduced, except in full,
without the written consent of Pace Analytical Services, Inc..

Pace Analytical Services, Inc.
1700 Elm Street - Suite 200
Minneapolis, MN 55414
(612)607-1700

PROJECT NARRATIVE

Project: 60317420 St. Louis Park Inv.
Pace Project No.: 10262791

Method: **TO-15**
Description: TO15 MSV AIR
Client: AECOM
Date: April 23, 2014

General Information:
1 sample was analyzed for TO-15. All samples were received in acceptable condition with any exceptions noted below.

Hold Time:
The samples were analyzed within the method required hold times with any exceptions noted below.

Initial Calibrations (including MS Tune as applicable):
All criteria were within method requirements with any exceptions noted below.

Continuing Calibration:
All criteria were within method requirements with any exceptions noted below.

Internal Standards:
All internal standards were within QC limits with any exceptions noted below.

Surrogates:
All surrogates were within QC limits with any exceptions noted below.

Method Blank:
All analytes were below the report limit in the method blank, where applicable, with any exceptions noted below.

Laboratory Control Spike:
All laboratory control spike compounds were within QC limits with any exceptions noted below.

Matrix Spikes:
All percent recoveries and relative percent differences (RPDs) were within acceptance criteria with any exceptions noted below.

Duplicate Sample:
All duplicate sample results were within method acceptance criteria with any exceptions noted below.

Additional Comments:

Sample Comments:

K1: The Total Hydrocarbon (THC) pattern occured in the first half of the chromatogram (before toluene).
- SSV-7 (Lab ID: 10262791001)

Analyte Comments:

QC Batch: AIR/20025

E: Analyte concentration exceeded the calibration range. The reported result is estimated.
- SSV-7 (Lab ID: 10262791001)
  - 2-Propanol
  - Acetone

This data package has been reviewed for quality and completeness and is approved for release.

REPORT OF LABORATORY ANALYSIS

This report shall not be reproduced, except in full,
without the written consent of Pace Analytical Services, Inc..

Pace Analytical Services, Inc.
1700 Elm Street - Suite 200
Minneapolis, MN 55414
(612)607-1700

ANALYTICAL RESULTS

Project: 60317420 St. Louis Park Inv.
Pace Project No.: 10262791

Sample: SSV-7 **Lab ID: 10262791001** Collected: 04/08/14 14:25 Received: 04/09/14 14:45 Matrix: Air

Parameters	Results	Units	Report Limit	MDL	DF	Prepared	Analyzed	CAS No.	Qual
TO15 MSV AIR	Analytical Method: TO-15								
Acetone	**216**	ug/m3	0.64	0.32	1.34		04/22/14 23:19	67-64-1	E
Benzene	**0.61**	ug/m3	0.44	0.16	1.34		04/22/14 23:19	71-43-2	
Benzyl chloride	ND	ug/m3	1.4	0.70	1.34		04/22/14 23:19	100-44-7	
Bromodichloromethane	ND	ug/m3	1.8	0.24	1.34		04/22/14 23:19	75-27-4	
Bromoform	ND	ug/m3	2.8	0.43	1.34		04/22/14 23:19	75-25-2	
Bromomethane	ND	ug/m3	1.1	0.36	1.34		04/22/14 23:19	74-83-9	
1,3-Butadiene	ND	ug/m3	0.60	0.11	1.34		04/22/14 23:19	106-99-0	
2-Butanone (MEK)	**5.3**	ug/m3	0.80	0.40	1.34		04/22/14 23:19	78-93-3	
Carbon disulfide	ND	ug/m3	0.84	0.096	1.34		04/22/14 23:19	75-15-0	
Carbon tetrachloride	ND	ug/m3	0.86	0.43	1.34		04/22/14 23:19	56-23-5	
Chlorobenzene	ND	ug/m3	1.3	0.14	1.34		04/22/14 23:19	108-90-7	
Chloroethane	ND	ug/m3	0.72	0.36	1.34		04/22/14 23:19	75-00-3	
Chloroform	**1.4**	ug/m3	1.3	0.24	1.34		04/22/14 23:19	67-66-3	
Chloromethane	ND	ug/m3	0.56	0.26	1.34		04/22/14 23:19	74-87-3	
Cyclohexane	**1.2**	ug/m3	0.94	0.17	1.34		04/22/14 23:19	110-82-7	
Dibromochloromethane	ND	ug/m3	2.3	1.2	1.34		04/22/14 23:19	124-48-1	
1,2-Dibromoethane (EDB)	ND	ug/m3	2.1	0.31	1.34		04/22/14 23:19	106-93-4	
1,2-Dichlorobenzene	ND	ug/m3	1.6	0.19	1.34		04/22/14 23:19	95-50-1	
1,3-Dichlorobenzene	ND	ug/m3	1.6	0.31	1.34		04/22/14 23:19	541-73-1	
1,4-Dichlorobenzene	ND	ug/m3	1.6	0.27	1.34		04/22/14 23:19	106-46-7	
Dichlorodifluoromethane	**193**	ug/m3	1.4	0.15	1.34		04/22/14 23:19	75-71-8	
1,1-Dichloroethane	ND	ug/m3	1.1	0.19	1.34		04/22/14 23:19	75-34-3	
1,2-Dichloroethane	ND	ug/m3	0.55	0.16	1.34		04/22/14 23:19	107-06-2	
1,1-Dichloroethene	ND	ug/m3	1.1	0.14	1.34		04/22/14 23:19	75-35-4	
cis-1,2-Dichloroethene	ND	ug/m3	1.1	0.26	1.34		04/22/14 23:19	156-59-2	
trans-1,2-Dichloroethene	ND	ug/m3	1.1	0.22	1.34		04/22/14 23:19	156-60-5	
1,2-Dichloropropane	ND	ug/m3	1.3	0.20	1.34		04/22/14 23:19	78-87-5	
cis-1,3-Dichloropropene	ND	ug/m3	1.2	0.18	1.34		04/22/14 23:19	10061-01-5	
trans-1,3-Dichloropropene	ND	ug/m3	1.2	0.20	1.34		04/22/14 23:19	10061-02-6	
Dichlorotetrafluoroethane	ND	ug/m3	1.9	0.33	1.34		04/22/14 23:19	76-14-2	
Ethanol	**36.7**	ug/m3	0.51	0.26	1.34		04/22/14 23:19	64-17-5	
Ethyl acetate	ND	ug/m3	0.98	0.17	1.34		04/22/14 23:19	141-78-6	
Ethylbenzene	**5.2**	ug/m3	1.2	0.24	1.34		04/22/14 23:19	100-41-4	
4-Ethyltoluene	ND	ug/m3	1.3	0.23	1.34		04/22/14 23:19	622-96-8	
n-Heptane	**2.1**	ug/m3	1.1	0.22	1.34		04/22/14 23:19	142-82-5	
Hexachloro-1,3-butadiene	ND	ug/m3	2.9	0.55	1.34		04/22/14 23:19	87-68-3	
n-Hexane	ND	ug/m3	0.96	0.14	1.34		04/22/14 23:19	110-54-3	
2-Hexanone	ND	ug/m3	1.1	0.29	1.34		04/22/14 23:19	591-78-6	
Methylene Chloride	**6.1**	ug/m3	0.95	0.47	1.34		04/22/14 23:19	75-09-2	
4-Methyl-2-pentanone (MIBK)	**1.5**	ug/m3	1.1	0.23	1.34		04/22/14 23:19	108-10-1	
Methyl-tert-butyl ether	ND	ug/m3	0.98	0.12	1.34		04/22/14 23:19	1634-04-4	
Naphthalene	**3.5**	ug/m3	1.4	0.71	1.34		04/22/14 23:19	91-20-3	
2-Propanol	**365**	ug/m3	0.67	0.12	1.34		04/22/14 23:19	67-63-0	E
Propylene	ND	ug/m3	0.47	0.15	1.34		04/22/14 23:19	115-07-1	
Styrene	ND	ug/m3	1.2	0.18	1.34		04/22/14 23:19	100-42-5	
1,1,2,2-Tetrachloroethane	ND	ug/m3	1.9	0.31	1.34		04/22/14 23:19	79-34-5	

REPORT OF LABORATORY ANALYSIS

This report shall not be reproduced, except in full,
without the written consent of Pace Analytical Services, Inc..

Pace Analytical Services, Inc.
1700 Elm Street - Suite 200
Minneapolis, MN 55414
(612)607-1700

ANALYTICAL RESULTS

Project: 60317420 St. Louis Park Inv.
Pace Project No.: 10262791

Sample: SSV-7 **Lab ID: 10262791001** Collected: 04/08/14 14:25 Received: 04/09/14 14:45 Matrix: Air

Parameters	Results	Units	Report Limit	MDL	DF	Prepared	Analyzed	CAS No.	Qual
TO15 MSV AIR	Analytical Method: TO-15								
Tetrachloroethene	ND	ug/m3	0.92	0.25	1.34		04/22/14 23:19	127-18-4	
Tetrahydrofuran	**1.4**	ug/m3	0.80	0.19	1.34		04/22/14 23:19	109-99-9	
Toluene	**34.9**	ug/m3	1.0	0.18	1.34		04/22/14 23:19	108-88-3	
1,2,4-Trichlorobenzene	ND	ug/m3	5.1	0.49	1.34		04/22/14 23:19	120-82-1	
1,1,1-Trichloroethane	ND	ug/m3	1.5	0.19	1.34		04/22/14 23:19	71-55-6	
1,1,2-Trichloroethane	ND	ug/m3	0.74	0.33	1.34		04/22/14 23:19	79-00-5	
Trichloroethene	ND	ug/m3	0.74	0.24	1.34		04/22/14 23:19	79-01-6	
Trichlorofluoromethane	**18.9**	ug/m3	1.5	0.18	1.34		04/22/14 23:19	75-69-4	
1,1,2-Trichlorotrifluoroethane	ND	ug/m3	2.1	0.21	1.34		04/22/14 23:19	76-13-1	
1,2,4-Trimethylbenzene	**3.7**	ug/m3	1.3	0.16	1.34		04/22/14 23:19	95-63-6	
1,3,5-Trimethylbenzene	ND	ug/m3	1.3	0.28	1.34		04/22/14 23:19	108-67-8	
Vinyl acetate	ND	ug/m3	0.96	0.47	1.34		04/22/14 23:19	108-05-4	
Vinyl chloride	ND	ug/m3	0.35	0.12	1.34		04/22/14 23:19	75-01-4	
m&p-Xylene	**17.4**	ug/m3	2.4	0.19	1.34		04/22/14 23:19	179601-23-1	
o-Xylene	**3.8**	ug/m3	1.2	0.59	1.34		04/22/14 23:19	95-47-6	

REPORT OF LABORATORY ANALYSIS

This report shall not be reproduced, except in full,
without the written consent of Pace Analytical Services, Inc..

Pace Analytical Services, Inc.
1700 Elm Street - Suite 200
Minneapolis, MN 55414
(612)607-1700

QUALITY CONTROL DATA

Project: 60317420 St. Louis Park Inv.
Pace Project No.: 10262791

QC Batch: AIR/20025
QC Batch Method: TO-15
Analysis Method: TO-15
Analysis Description: TO15 MSV AIR Low Level
Associated Lab Samples: 10262791001

METHOD BLANK: 1662118
Matrix: Air
Associated Lab Samples: 10262791001

Parameter	Units	Blank Result	Reporting Limit	Analyzed	Qualifiers
1,1,1-Trichloroethane	ug/m3	ND	1.1	04/22/14 10:40	
1,1,2,2-Tetrachloroethane	ug/m3	ND	1.4	04/22/14 10:40	
1,1,2-Trichloroethane	ug/m3	ND	0.55	04/22/14 10:40	
1,1,2-Trichlorotrifluoroethane	ug/m3	ND	1.6	04/22/14 10:40	
1,1-Dichloroethane	ug/m3	ND	0.82	04/22/14 10:40	
1,1-Dichloroethene	ug/m3	ND	0.81	04/22/14 10:40	
1,2,4-Trichlorobenzene	ug/m3	ND	3.8	04/22/14 10:40	
1,2,4-Trimethylbenzene	ug/m3	ND	1.0	04/22/14 10:40	
1,2-Dibromoethane (EDB)	ug/m3	ND	1.6	04/22/14 10:40	
1,2-Dichlorobenzene	ug/m3	ND	1.2	04/22/14 10:40	
1,2-Dichloroethane	ug/m3	ND	0.41	04/22/14 10:40	
1,2-Dichloropropane	ug/m3	ND	0.94	04/22/14 10:40	
1,3,5-Trimethylbenzene	ug/m3	ND	1.0	04/22/14 10:40	
1,3-Butadiene	ug/m3	ND	0.45	04/22/14 10:40	
1,3-Dichlorobenzene	ug/m3	ND	1.2	04/22/14 10:40	
1,4-Dichlorobenzene	ug/m3	ND	1.2	04/22/14 10:40	
2-Butanone (MEK)	ug/m3	ND	0.60	04/22/14 10:40	
2-Hexanone	ug/m3	ND	0.83	04/22/14 10:40	
2-Propanol	ug/m3	ND	0.50	04/22/14 10:40	
4-Ethyltoluene	ug/m3	ND	1.0	04/22/14 10:40	
4-Methyl-2-pentanone (MIBK)	ug/m3	ND	0.83	04/22/14 10:40	
Acetone	ug/m3	ND	0.48	04/22/14 10:40	
Benzene	ug/m3	ND	0.32	04/22/14 10:40	
Benzyl chloride	ug/m3	ND	1.0	04/22/14 10:40	
Bromodichloromethane	ug/m3	ND	1.4	04/22/14 10:40	
Bromoform	ug/m3	ND	2.1	04/22/14 10:40	
Bromomethane	ug/m3	ND	0.79	04/22/14 10:40	
Carbon disulfide	ug/m3	ND	0.63	04/22/14 10:40	
Carbon tetrachloride	ug/m3	ND	0.64	04/22/14 10:40	
Chlorobenzene	ug/m3	ND	0.94	04/22/14 10:40	
Chloroethane	ug/m3	ND	0.54	04/22/14 10:40	
Chloroform	ug/m3	ND	0.99	04/22/14 10:40	
Chloromethane	ug/m3	ND	0.42	04/22/14 10:40	
cis-1,2-Dichloroethene	ug/m3	ND	0.81	04/22/14 10:40	
cis-1,3-Dichloropropene	ug/m3	ND	0.92	04/22/14 10:40	
Cyclohexane	ug/m3	ND	0.70	04/22/14 10:40	
Dibromochloromethane	ug/m3	ND	1.7	04/22/14 10:40	
Dichlorodifluoromethane	ug/m3	ND	1.0	04/22/14 10:40	
Dichlorotetrafluoroethane	ug/m3	ND	1.4	04/22/14 10:40	
Ethanol	ug/m3	ND	0.38	04/22/14 10:40	
Ethyl acetate	ug/m3	ND	0.73	04/22/14 10:40	
Ethylbenzene	ug/m3	ND	0.88	04/22/14 10:40	
Hexachloro-1,3-butadiene	ug/m3	ND	2.2	04/22/14 10:40	

REPORT OF LABORATORY ANALYSIS

This report shall not be reproduced, except in full,
without the written consent of Pace Analytical Services, Inc..

Pace Analytical Services, Inc.
1700 Elm Street - Suite 200
Minneapolis, MN 55414
(612)607-1700

QUALITY CONTROL DATA

Project: 60317420 St. Louis Park Inv.
Pace Project No.: 10262791

METHOD BLANK: 1662118 Matrix: Air
Associated Lab Samples: 10262791001

Parameter	Units	Blank Result	Reporting Limit	Analyzed	Qualifiers
m&p-Xylene	ug/m3	ND	1.8	04/22/14 10:40	
Methyl-tert-butyl ether	ug/m3	ND	0.73	04/22/14 10:40	
Methylene Chloride	ug/m3	ND	0.71	04/22/14 10:40	
n-Heptane	ug/m3	ND	0.83	04/22/14 10:40	
n-Hexane	ug/m3	ND	0.72	04/22/14 10:40	
Naphthalene	ug/m3	ND	1.1	04/22/14 10:40	
o-Xylene	ug/m3	ND	0.88	04/22/14 10:40	
Propylene	ug/m3	ND	0.35	04/22/14 10:40	
Styrene	ug/m3	ND	0.87	04/22/14 10:40	
Tetrachloroethene	ug/m3	ND	0.69	04/22/14 10:40	
Tetrahydrofuran	ug/m3	ND	0.60	04/22/14 10:40	
Toluene	ug/m3	ND	0.77	04/22/14 10:40	
trans-1,2-Dichloroethene	ug/m3	ND	0.81	04/22/14 10:40	
trans-1,3-Dichloropropene	ug/m3	ND	0.92	04/22/14 10:40	
Trichloroethene	ug/m3	ND	0.55	04/22/14 10:40	
Trichlorofluoromethane	ug/m3	ND	1.1	04/22/14 10:40	
Vinyl acetate	ug/m3	ND	0.72	04/22/14 10:40	
Vinyl chloride	ug/m3	ND	0.26	04/22/14 10:40	

LABORATORY CONTROL SAMPLE: 1662119

Parameter	Units	Spike Conc.	LCS Result	LCS % Rec	% Rec Limits	Qualifiers
1,1,1-Trichloroethane	ug/m3	55.5	60.2	108	72-128	
1,1,2,2-Tetrachloroethane	ug/m3	69.8	79.7	114	72-136	
1,1,2-Trichloroethane	ug/m3	55.5	69.3	125	72-130	
1,1,2-Trichlorotrifluoroethane	ug/m3	77.9	76.7	98	68-126	
1,1-Dichloroethane	ug/m3	41.2	42.4	103	68-128	
1,1-Dichloroethene	ug/m3	40.3	35.3	88	68-130	
1,2,4-Trichlorobenzene	ug/m3	75.5	69.1	92	30-150	
1,2,4-Trimethylbenzene	ug/m3	50	64.3	129	71-140	
1,2-Dibromoethane (EDB)	ug/m3	78.1	93.5	120	73-136	
1,2-Dichlorobenzene	ug/m3	61.2	73.7	121	63-150	
1,2-Dichloroethane	ug/m3	41.2	43.6	106	71-132	
1,2-Dichloropropane	ug/m3	47	55.7	118	72-130	
1,3,5-Trimethylbenzene	ug/m3	50	65.5	131	73-136	
1,3-Butadiene	ug/m3	22.5	22.3	99	72-130	
1,3-Dichlorobenzene	ug/m3	61.2	76.5	125	69-142	
1,4-Dichlorobenzene	ug/m3	61.2	71.3	117	65-142	
2-Butanone (MEK)	ug/m3	30	30.9	103	71-135	
2-Hexanone	ug/m3	41.7	54.5	131	75-133	
2-Propanol	ug/m3	25	26.3	105	68-135	
4-Ethyltoluene	ug/m3	50	64.9	130	73-134	
4-Methyl-2-pentanone (MIBK)	ug/m3	41.7	54.8	131	72-137	
Acetone	ug/m3	24.2	24.9	103	68-136	
Benzene	ug/m3	32.5	38.5	118	69-134	

REPORT OF LABORATORY ANALYSIS

This report shall not be reproduced, except in full,
without the written consent of Pace Analytical Services, Inc..

Pace Analytical Services, Inc.
1700 Elm Street - Suite 200
Minneapolis, MN 55414
(612)607-1700

QUALITY CONTROL DATA

Project: 60317420 St. Louis Park Inv.
Pace Project No.: 10262791

LABORATORY CONTROL SAMPLE: 1662119

Parameter	Units	Spike Conc.	LCS Result	LCS % Rec	% Rec Limits	Qualifiers
Benzyl chloride	ug/m3	52.5	59.2	113	71-136	
Bromodichloromethane	ug/m3	68.2	79.0	116	74-129	
Bromoform	ug/m3	105	127	121	69-138	
Bromomethane	ug/m3	39.5	38.4	97	68-127	
Carbon disulfide	ug/m3	31.7	30.5	96	68-130	
Carbon tetrachloride	ug/m3	64	68.4	107	66-134	
Chlorobenzene	ug/m3	46.8	55.0	117	72-137	
Chloroethane	ug/m3	26.8	25.2	94	69-128	
Chloroform	ug/m3	49.7	52.7	106	72-127	
Chloromethane	ug/m3	21	22.4	107	69-125	
cis-1,2-Dichloroethene	ug/m3	40.3	45.2	112	71-135	
cis-1,3-Dichloropropene	ug/m3	46.2	59.3	129	74-134	
Cyclohexane	ug/m3	35	41.8	119	72-130	
Dibromochloromethane	ug/m3	86.6	103	119	73-133	
Dichlorodifluoromethane	ug/m3	50.3	51.6	103	69-125	
Dichlorotetrafluoroethane	ug/m3	71.1	79.2	111	68-128	
Ethanol	ug/m3	19.2	20.4	107	70-134	
Ethyl acetate	ug/m3	36.6	39.9	109	71-134	
Ethylbenzene	ug/m3	44.2	57.0	129	73-139	
Hexachloro-1,3-butadiene	ug/m3	108	120	111	30-150	
m&p-Xylene	ug/m3	44.2	55.9	127	73-139	
Methyl-tert-butyl ether	ug/m3	36.7	42.4	116	72-132	
Methylene Chloride	ug/m3	35.3	32.0	90	64-134	
n-Heptane	ug/m3	41.7	51.9	125	70-130	
n-Hexane	ug/m3	35.8	34.6	96	69-128	
Naphthalene	ug/m3	53.3	50.0	94	61-150	
o-Xylene	ug/m3	44.2	52.4	119	71-138	
Propylene	ug/m3	17.5	20.2	116	69-133	
Styrene	ug/m3	43.3	49.8	115	74-136	
Tetrachloroethene	ug/m3	69	81.8	119	69-136	
Tetrahydrofuran	ug/m3	30	35.0	117	73-131	
Toluene	ug/m3	38.3	49.3	129	67-133	
trans-1,2-Dichloroethene	ug/m3	40.3	43.0	107	70-131	
trans-1,3-Dichloropropene	ug/m3	46.2	55.3	120	72-135	
Trichloroethene	ug/m3	54.6	67.2	123	70-135	
Trichlorofluoromethane	ug/m3	57.1	56.4	99	67-125	
Vinyl acetate	ug/m3	35.8	39.8	111	72-133	
Vinyl chloride	ug/m3	26	27.1	104	69-132	

SAMPLE DUPLICATE: 1662420

Parameter	Units	30117693001 Result	Dup Result	RPD	Max RPD	Qualifiers
1,1,1-Trichloroethane	ug/m3	ND	ND		25	
1,1,2,2-Tetrachloroethane	ug/m3	ND	ND		25	
1,1,2-Trichloroethane	ug/m3	ND	ND		25	
1,1,2-Trichlorotrifluoroethane	ug/m3	ND	ND		25	
1,1-Dichloroethane	ug/m3	ND	ND		25	

REPORT OF LABORATORY ANALYSIS

This report shall not be reproduced, except in full,
without the written consent of Pace Analytical Services, Inc..

Pace Analytical Services, Inc.
1700 Elm Street - Suite 200
Minneapolis, MN 55414
(612)607-1700

QUALITY CONTROL DATA

Project: 60317420 St. Louis Park Inv.
Pace Project No.: 10262791

SAMPLE DUPLICATE: 1662420

Parameter	Units	30117693001 Result	Dup Result	RPD	Max RPD	Qualifiers
1,1-Dichloroethene	ug/m3	ND	ND		25	
1,2,4-Trichlorobenzene	ug/m3	ND	ND		25	
1,2,4-Trimethylbenzene	ug/m3	ND	ND		25	
1,2-Dibromoethane (EDB)	ug/m3	ND	ND		25	
1,2-Dichlorobenzene	ug/m3	ND	ND		25	
1,2-Dichloroethane	ug/m3	ND	ND		25	
1,2-Dichloropropane	ug/m3	ND	ND		25	
1,3,5-Trimethylbenzene	ug/m3	ND	ND		25	
1,3-Butadiene	ug/m3	ND	ND		25	
1,3-Dichlorobenzene	ug/m3	ND	ND		25	
1,4-Dichlorobenzene	ug/m3	ND	ND		25	
2-Butanone (MEK)	ug/m3	ND	ND		25	
2-Hexanone	ug/m3	ND	ND		25	
2-Propanol	ug/m3	ND	ND		25	
4-Ethyltoluene	ug/m3	ND	ND		25	
4-Methyl-2-pentanone (MIBK)	ug/m3	ND	ND		25	
Acetone	ug/m3	ND	ND		25	
Benzene	ug/m3	3810	3890	2	25	
Benzyl chloride	ug/m3	ND	ND		25	
Bromodichloromethane	ug/m3	ND	ND		25	
Bromoform	ug/m3	ND	ND		25	
Bromomethane	ug/m3	ND	ND		25	
Carbon disulfide	ug/m3	ND	ND		25	
Carbon tetrachloride	ug/m3	ND	ND		25	
Chlorobenzene	ug/m3	ND	ND		25	
Chloroethane	ug/m3	ND	ND		25	
Chloroform	ug/m3	ND	ND		25	
Chloromethane	ug/m3	ND	ND		25	
cis-1,2-Dichloroethene	ug/m3	ND	ND		25	
cis-1,3-Dichloropropene	ug/m3	ND	ND		25	
Cyclohexane	ug/m3	ND	ND		25	
Dibromochloromethane	ug/m3	ND	ND		25	
Dichlorodifluoromethane	ug/m3	ND	ND		25	
Dichlorotetrafluoroethane	ug/m3	ND	ND		25	
Ethanol	ug/m3	ND	ND		25	
Ethyl acetate	ug/m3	ND	ND		25	
Ethylbenzene	ug/m3	ND	ND		25	
Hexachloro-1,3-butadiene	ug/m3	ND	ND		25	
m&p-Xylene	ug/m3	ND	99.3J		25	
Methyl-tert-butyl ether	ug/m3	ND	ND		25	
Methylene Chloride	ug/m3	658	55.1J		25	
n-Heptane	ug/m3	ND	ND		25	
n-Hexane	ug/m3	ND	ND		25	
Naphthalene	ug/m3	ND	ND		25	
o-Xylene	ug/m3	ND	ND		25	
Propylene	ug/m3	ND	ND		25	
Styrene	ug/m3	ND	99J		25	
Tetrachloroethene	ug/m3	ND	ND		25	

REPORT OF LABORATORY ANALYSIS

This report shall not be reproduced, except in full,
without the written consent of Pace Analytical Services, Inc..

Pace Analytical Services, Inc.
1700 Elm Street - Suite 200
Minneapolis, MN 55414
(612)607-1700

QUALITY CONTROL DATA

Project: 60317420 St. Louis Park Inv.
Pace Project No.: 10262791

SAMPLE DUPLICATE: 1662420

Parameter	Units	30117693001 Result	Dup Result	RPD	Max RPD	Qualifiers
Tetrahydrofuran	ug/m3	ND	ND		25	
Toluene	ug/m3	873	885	1	25	
trans-1,2-Dichloroethene	ug/m3	ND	ND		25	
trans-1,3-Dichloropropene	ug/m3	ND	ND		25	
Trichloroethene	ug/m3	ND	ND		25	
Trichlorofluoromethane	ug/m3	ND	ND		25	
Vinyl acetate	ug/m3	ND	ND		25	
Vinyl chloride	ug/m3	ND	ND		25	

This report shall not be reproduced, except in full,
without the written consent of Pace Analytical Services, Inc..

Pace Analytical Services, Inc.
1700 Elm Street - Suite 200
Minneapolis, MN 55414
(612)607-1700

QUALIFIERS

Project: 60317420 St. Louis Park Inv.
Pace Project No.: 10262791

DEFINITIONS

DF - Dilution Factor, if reported, represents the factor applied to the reported data due to changes in sample preparation, dilution of the sample aliquot, or moisture content.

ND - Not Detected at or above adjusted reporting limit.

J - Estimated concentration above the adjusted method detection limit and below the adjusted reporting limit.

MDL - Adjusted Method Detection Limit.

PRL - Pace Reporting Limit.

RL - Reporting Limit.

S - Surrogate

1,2-Diphenylhydrazine (8270 listed analyte) decomposes to Azobenzene.

Consistent with EPA guidelines, unrounded data are displayed and have been used to calculate % recovery and RPD values.

LCS(D) - Laboratory Control Sample (Duplicate)

MS(D) - Matrix Spike (Duplicate)

DUP - Sample Duplicate

RPD - Relative Percent Difference

NC - Not Calculable.

SG - Silica Gel - Clean-Up

U - Indicates the compound was analyzed for, but not detected.

N-Nitrosodiphenylamine decomposes and cannot be separated from Diphenylamine using Method 8270. The result reported for each analyte is a combined concentration.

Pace Analytical is TNI accredited. Contact your Pace PM for the current list of accredited analytes.

TNI - The NELAC Institute.

SAMPLE QUALIFIERS

Sample: 10262791001

[1] The Total Hydrocarbon (THC) pattern occured in the first half of the chromatogram (before toluene).

ANALYTE QUALIFIERS

E Analyte concentration exceeded the calibration range. The reported result is estimated.

This report shall not be reproduced, except in full,
without the written consent of Pace Analytical Services, Inc..

Pace Analytical Services, Inc.
1700 Elm Street - Suite 200
Minneapolis, MN 55414
(612)607-1700

QUALITY CONTROL DATA CROSS REFERENCE TABLE

Project: 60317420 St. Louis Park Inv.
Pace Project No.: 10262791

Lab ID	Sample ID	QC Batch Method	QC Batch	Analytical Method	Analytical Batch
10262791001	**SSV-7**	TO-15	AIR/20025		

This report shall not be reproduced, except in full,
without the written consent of Pace Analytical Services, Inc..

10262791

Pace Analytical®
www.pacelabs.com

AIR: CHAIN-OF-CUSTODY / Analytical Request Document

The Chain-of-Custody is a LEGAL DOCUMENT. All relevant fields must be completed accurately.

12965

Page: 1 of 1

Section A Required Client Information:

Company: AECOM
Address: 800 LaSalle Ave. Suite 900
Minneapolis MN 55402
Email To: tony.coyell@aecom.com
Phone: 612-376-3040 Fax:
Requested Due Date/TAT: std.

Section B Required Project Information:

Report To: Tony Coyell
Copy To:
Purchase Order No.:
Project Name: St. Louis Park Env.
Project Number: 60317420

Section C Invoice Information:

Attention: Same
Company Name:
Address:
Pace Quote Reference:
Pace Project Manager/Sales Rep. Carol Davy
Pace Profile #:

Program: UST Superfund Emissions Clean Air Act Voluntary Clean Up Dry Clean RCRA Other

Location of Sampling by State: MN

Reporting Units: ug/m³ mg/m³ PPBV PPMV Other

Report Level II. III. IV. Other

ITEM #	*Section D Required Client Information AIR SAMPLE ID (Sample IDs MUST BE UNIQUE)	MEDIA CODE	PID Reading (Client only)	COLLECTED COMPOSITE START END/GRAB DATE	COLLECTED COMPOSITE START END/GRAB TIME	COLLECTED COMPOSITE - DATE	COLLECTED COMPOSITE - TIME	Canister Pressure (Initial Field - psig)	Canister Pressure (Final Field - psig)	Summa Can Number	Flow Control Number	Method: PM10	3C- Fixed Gas (%)	TO-3	TO-3M (Methane)	TO-4 (PCBs)	TO-13 (PAH)	TO-14	TO-15	TO15 Short List*	Pace Lab ID
1	SSV-7	6LC		4-8-14	1323	4-8-14	1425	-29	-1	2062								X			001
2																					
3																					
4																					
5																					
6																					
7																					
8																					
9																					
10																					
11																					
12																					

Valid Media Codes: Tedlar Bag TB; 1 Liter Summa Can 1LC; 6 Liter Summa Can 6LC; Low Volume Puff LVP; High Volume Puff HVP; Other PM10

Comments :

RELINQUISHED BY / AFFILIATION	DATE	TIME	ACCEPTED BY / AFFILIATION	DATE	TIME
Ben Klaus / AECOM	4-9-14	1445	FedEx PACE	4/9/14	1445

SAMPLE CONDITIONS

Amb	Y/N	Y/N	Y/N	Temp in °C
	Y/N	Y/N	Y/N	Received on Ice
	Y/N	Y/N	Y/N	Custody Sealed Cooler
	Y/N	Y/N	Y/N	Samples Intact

SAMPLER NAME AND SIGNATURE

PRINT Name of SAMPLER: Ben Klaus

SIGNATURE of SAMPLER: [signature] DATE Signed (MM / DD / YY): 4-9-14

ORIGINAL

Pace Analytical	Document Name: Air Sample Condition Upon Receipt	Document Revised: 26Dec2013 Page 1 of 1
	Document No.: F-MN-A-106-rev.09	Issuing Authority: Pace Minnesota Quality Office

Air Sample Condition Upon Receipt

Client Name: Aecom

Project #: WO#: 10262791

10262791

Courier: ☐ Fed Ex ☐ UPS ☐ USPS ☒ Client ☐ Commercial ☐ Pace ☐ Other: _____

Tracking Number: _____

Custody Seal on Cooler/Box Present? ☐ Yes ☒ No **Seals Intact?** ☐ Yes ☒ No

Optional: Proj. Due Date: Proj. Name:

Packing Material: ☐ Bubble Wrap ☐ Bubble Bags ☒ Foam ☐ None ☐ Other: _____ **Temp Blank rec:** ☐ Yes ☒ No

Temp. (TO17 and TO13 samples only) (°C): — **Corrected Temp (°C):** — **Thermom. Used:** ☐ B88A912167504 ☐ B88A9132521491 ☐ 72337080 ☐ 80512447

Temp should be above freezing to 6°C **Correction Factor:** —

Date & Initials of Person Examining Contents: 4/9/14

Type of ice Received ☐ Blue ☐ Wet ☒ None

				Comments:
Chain of Custody Present?	☒ Yes	☐ No	☐ N/A	1.
Chain of Custody Filled Out?	☒ Yes	☐ No	☐ N/A	2.
Chain of Custody Relinquished?	☒ Yes	☐ No	☐ N/A	3.
Sampler Name and/or Signature on COC?	☒ Yes	☐ No	☐ N/A	4.
Samples Arrived within Hold Time?	☒ Yes	☐ No	☐ N/A	5.
Short Hold Time Analysis (<72 hr)?	☐ Yes	☒ No	☐ N/A	6.
Rush Turn Around Time Requested?	☐ Yes	☒ No	☐ N/A	7.
Sufficient Volume?	☒ Yes	☐ No	☐ N/A	8.
Correct Containers Used?	☒ Yes	☐ No	☐ N/A	9.
-Pace Containers Used?	☒ Yes	☐ No	☐ N/A	
Containers Intact?	☒ Yes	☐ No	☐ N/A	10.
Media: Air Can				11.
Sample Labels Match COC?	☒ Yes	☐ No	☐ N/A	12.

Samples Received:

Canisters		Flow Controllers		Stand Alone G	
Sample Number	Can ID	Sample Number	Can ID	Sample Number	Can ID
SSV-7	2062		0625		

CLIENT NOTIFICATION/RESOLUTION **Field Data Required?** ☐ Yes ☐ No

Person Contacted: _____ Date/Time: _____

Comments/Resolution: _____

Project Manager Review: DMD **Date:** 4-10-14

Note: Whenever there is a discrepancy affecting North Carolina compliance samples, a copy of this form will be sent to the North Carolina DEHNR Certification Office (i.e out of hold, incorrect preservative, out of temp, incorrect containers)

Data File: \\192.168.10.12\chem\10airD.i\042214.b\11229.d
Report Date: 23-Apr-2014 16:47

Pace Analytical Services, Inc.

TENTATIVELY IDENTIFIED COMPOUNDS

Client Name:
Lab Smp Id: 10262791001
Operator : DR1
Sample Location:
Sample Matrix: AIR
Analysis Type: VOA
Inj Date: 22-APR-2014 23:19

Client SDG: 042214.b

Sample Date:
Sample Point:
Date Received:
Level: LOW

Number TICs found: 10

CONCENTRATION UNITS:
(ug/L or ug/KG) ppbv

	CAS NUMBER	COMPOUND NAME	RT	EST. CONC.	Q
1.		Unknown	2.997	1.22	J
2.		Unknown	3.358	0.0339	J
3.	18173-64-3	tert-Butyldimethylsilanol	4.640	19.8	NJ
4.	541-05-9	Cyclotrisiloxane, hexamethy	9.119	23.4	NJ
5.		Unknown	12.110	0.398	J
6.	98-83-9	.alpha.-Methylstyrene	13.127	0.00627	NJ
7.	1000071-88-	3-Hydroxymandelic acid, eth	15.950	2.33	NJ
8.	112-40-3	Dodecane	16.921	0.593	NJ
9.		Unknown	17.147	0.789	J
10.	54676-39-0	Cyclohexane, 2-butyl-1,1,3-	17.642	0.479	NJ

Data File: \\192.168.10.12\chem\10airD.i\042214.b\11229.d
Report Date: 23-Apr-2014 16:47

Pace Analytical Services, Inc.

TO15 Analysis (UNIX)

Data file : \\192.168.10.12\chem\10airD.i\042214.b\11229.d
Lab Smp Id: 10262791001
Inj Date : 22-APR-2014 23:19
Operator : DR1 Inst ID: 10airD.i
Smp Info :
Misc Info : 20025
Comment : Volatile Organic COMPOUNDS in Air
Method : \\192.168.10.12\chem\10airD.i\042214.b\TO15_110-14.m
Meth Date : 22-Apr-2014 09:48 ahamilton Quant Type: ISTD
Cal Date : 20-APR-2014 14:10 Cal File: 11010.d
Als bottle: 29
Dil Factor: 1.34000
Integrator: HP RTE Compound Sublist: all.sub
Target Version: 4.14
Processing Host: 10MNCREINDL

Concentration Formula: Amt * DF * Uf * CpndVariable

Name	Value	Description
DF	1.340	Dilution Factor
Uf	1.000	ng unit correction factor
Cpnd Variable		Local Compound Variable

	COMPOUND	RT	AREA	AMOUNT
1	Chlorodifluoromethane	3.115	5929891	0.134
21	Methylene chloride	4.335	123883	1.294
60	Tetrachloroethene	9.293	13144	0.087
71	4-Ethyltoluene	12.720	101134	0.157
72	1,3,5-Trimethylbenzene	12.832	6519840	0.143
85	Naphthalene	17.223	253914	0.488

		CONCENTRATIONS			QUANT		
RT	AREA	ON-COL(ppbv)	FINAL(ppbv)	QUAL	LIBRARY	LIB ENTRY	CPND #
Unknown				CAS #:			
2.997	40359047	0.90962009	1.22	0		0	1
Unknown				CAS #:			
3.358	1122450	0.02529800	0.0339	0		0	1

Data File: \\192.168.10.12\chem\10airD.i\042214.b\11229.d
Report Date: 23-Apr-2014 16:47

RT	AREA	CONCENTRATIONS ON-COL(ppbv)	CONCENTRATIONS FINAL(ppbv)	QUAL	QUANT LIBRARY	QUANT LIB ENTRY	CPND #
tert-Butyldimethylsilanol				CAS #: 18173-64-3			
4.640	1417286	14.7989569	19.8	83	NIST05.L	13928	21
Cyclotrisiloxane, hexamethyl-				CAS #: 541-05-9			
9.119	2633950	17.4385934	23.4	91	NIST05.L	73123	60
Unknown				CAS #:			
12.110	191389	0.29684777	0.398	0		0	71
.alpha.-Methylstyrene				CAS #: 98-83-9			
13.127	213365	0.00467678	0.00627	93	NIST05.L	8692	72
3-Hydroxymandelic acid, ethyl ester, di-				CAS #: 1000071-88-9			
15.950	905098	1.74012621	2.33	72	NIST05.L	147513	85
Dodecane				CAS #: 112-40-3			
16.921	230321	0.44281216	0.593	81	NIST05.L	36431	85
Unknown				CAS #:			
17.147	306104	0.58851012	0.789	0		0	85
Cyclohexane, 2-butyl-1,1,3-trimethyl-				CAS #: 54676-39-0			
17.642	185833	0.35727894	0.479	70	NIST05.L	44646	85

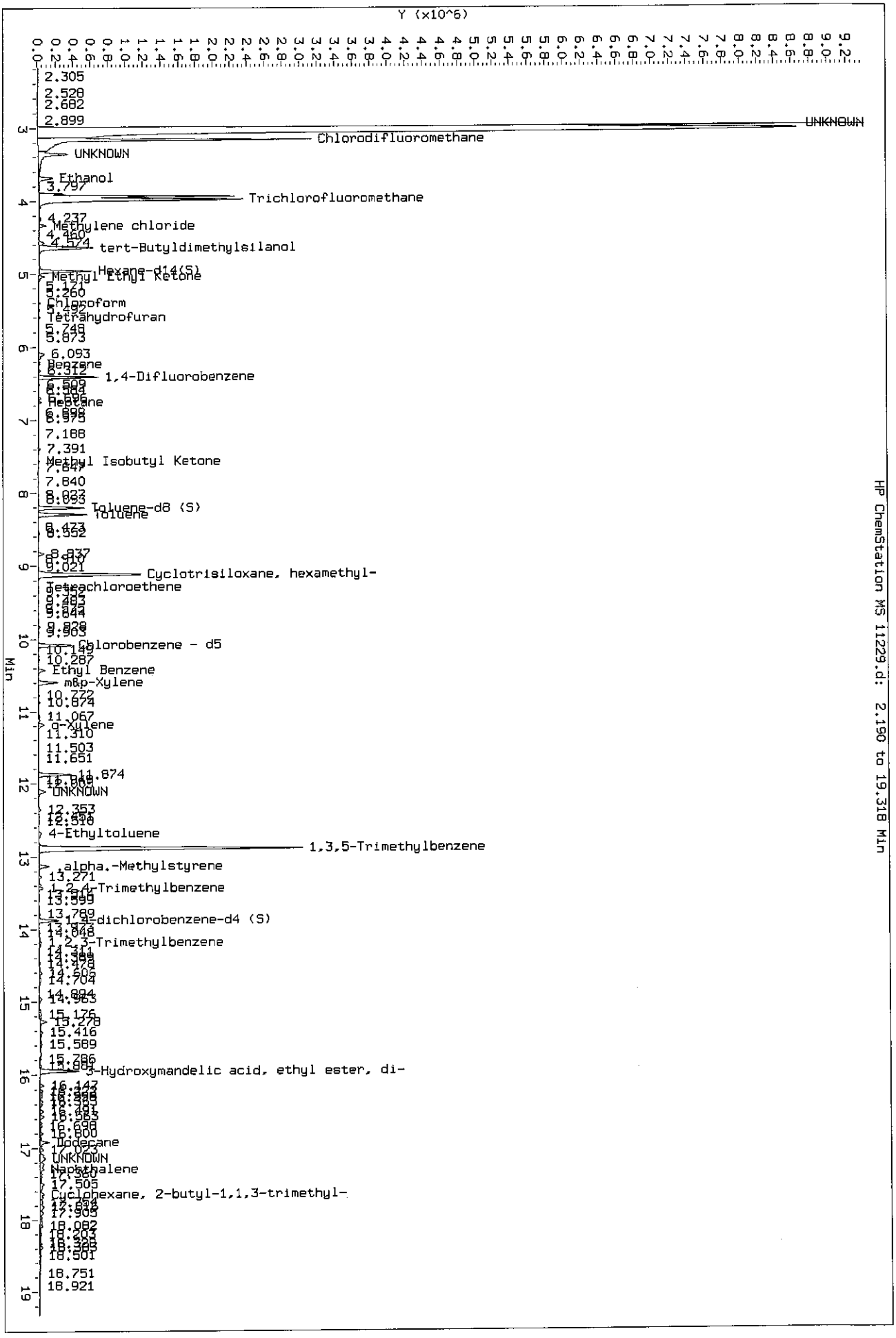

Data File: \\192.168.10.12\chem\10airD.i\042214.b\11229.d
Injection Date: 22-APR-2014 23:19
Instrument: 10airD.i
Client Sample ID:

HP ChemStation MS 11229.d: 2.190 to 19.318 Min

Pace Analytical Services, Inc.
1700 Elm Street - Suite 200
Minneapolis, MN 55414
(612)607-1700

April 18, 2014

Tony Coryell
AECOM
800 LaSalle Avenue
Minneapolis, MN 55402

RE: Project: 60317420 St. Louis Park Inv.
Pace Project No.: 10262338

Dear Tony Coryell:
Enclosed are the analytical results for sample(s) received by the laboratory on April 03, 2014. The results relate only to the samples included in this report. Results reported herein conform to the most current TNI standards and the laboratory's Quality Assurance Manual, where applicable, unless otherwise noted in the body of the report.

If you have any questions concerning this report, please feel free to contact me.

Sincerely,

Carol Davy
carol.davy@pacelabs.com
Project Manager

Enclosures

This report shall not be reproduced, except in full,
without the written consent of Pace Analytical Services, Inc..

Pace Analytical Services, Inc.
1700 Elm Street - Suite 200
Minneapolis, MN 55414
(612)607-1700

CERTIFICATIONS

Project: 60317420 St. Louis Park Inv.
Pace Project No.: 10262338

Minnesota Certification IDs

1700 Elm Street SE Suite 200, Minneapolis, MN 55414
A2LA Certification #: 2926.01
Alabama Certification #40770
Alabama Certification #40770
Alaska Certification #: UST-078
Alaska Certification #MN00064
Arizona Certification #: AZ-0014
Arkansas Certification #: 88-0680
California Certification #: 01155CA
Colorado Certification #Pace
Connecticut Certification #: PH-0256
EPA Region 8 Certification #: 8TMS-L
Florida/NELAP Certification #: E87605
Guam Certification #: Pace
Georgia Certification #: 959
Idaho Certification #: MN00064
Hawaii Certification #MN00064
Illinois Certification #: 200011
Indiana Certification#C-MN-01
Iowa Certification #: 368
Kansas Certification #: E-10167
Kentucky Dept of Envi. Protection - DW #90062
Kentucky Dept of Envi. Protection - WW #:90062
Louisiana DEQ Certification #: 3086
Louisiana DHH #: LA140001
Maine Certification #: 2013011
Maryland Certification #: 322
Michigan DEPH Certification #: 9909
Minnesota Certification #: 027-053-137
Mississippi Certification #: Pace
Montana Certification #: MT0092
Nebraska Certification #: Pace
New York Certification #: 11647
North Carolina Certification #: 530
North Carolina State Public Health #: 27700
North Dakota Certification #: R-036
Ohio EPA #: 4150
Ohio VAP Certification #: CL101
Oklahoma Certification #: 9507
Oregon Certification #: MN200001
Oregon Certification #: MN300001
Pennsylvania Certification #: 68-00563
Puerto Rico Certification
Saipan (CNMI) #:MP0003
South Carolina #:74003001
Texas Certification #: T104704192
Tennessee Certification #: 02818
Utah Certification #: MN000642013-4
Virginia DGS Certification #: 251
Virginia/VELAP Certification #: Pace
Washington Certification #: C486
Wisconsin Certification #: 999407970
West Virginia Certification #: 382
West Virginia TO-15 Approval
West Virginia DHHR #:9952C

This report shall not be reproduced, except in full,
without the written consent of Pace Analytical Services, Inc..

Pace Analytical Services, Inc.
1700 Elm Street - Suite 200
Minneapolis, MN 55414
(612)607-1700

SAMPLE SUMMARY

Project: 60317420 St. Louis Park Inv.
Pace Project No.: 10262338

Lab ID	Sample ID	Matrix	Date Collected	Date Received
10262338001	**SSV-6**	Air	04/03/14 15:42	04/03/14 16:38

REPORT OF LABORATORY ANALYSIS

This report shall not be reproduced, except in full,
without the written consent of Pace Analytical Services, Inc..

Pace Analytical Services, Inc.
1700 Elm Street - Suite 200
Minneapolis, MN 55414
(612)607-1700

SAMPLE ANALYTE COUNT

Project: 60317420 St. Louis Park Inv.
Pace Project No.: 10262338

Lab ID	Sample ID	Method	Analysts	Analytes Reported
10262338001	**SSV-6**	TO-15	DR1	61

This report shall not be reproduced, except in full,
without the written consent of Pace Analytical Services, Inc..

Pace Analytical Services, Inc.
1700 Elm Street - Suite 200
Minneapolis, MN 55414
(612)607-1700

PROJECT NARRATIVE

Project: 60317420 St. Louis Park Inv.
Pace Project No.: 10262338

Method: **TO-15**
Description: TO15 MSV AIR
Client: AECOM
Date: April 18, 2014

General Information:
1 sample was analyzed for TO-15. All samples were received in acceptable condition with any exceptions noted below.

Hold Time:
The samples were analyzed within the method required hold times with any exceptions noted below.

Initial Calibrations (including MS Tune as applicable):
All criteria were within method requirements with any exceptions noted below.

Continuing Calibration:
All criteria were within method requirements with any exceptions noted below.

Internal Standards:
All internal standards were within QC limits with any exceptions noted below.

Surrogates:
All surrogates were within QC limits with any exceptions noted below.

Method Blank:
All analytes were below the report limit in the method blank, where applicable, with any exceptions noted below.

Laboratory Control Spike:
All laboratory control spike compounds were within QC limits with any exceptions noted below.

Matrix Spikes:
All percent recoveries and relative percent differences (RPDs) were within acceptance criteria with any exceptions noted below.

Duplicate Sample:
All duplicate sample results were within method acceptance criteria with any exceptions noted below.

QC Batch: AIR/19977

R1: RPD value was outside control limits.
- DUP (Lab ID: 1659589)
  - Methylene Chloride

Additional Comments:

Sample Comments:

K1: The Total Hydrocarbon (THC) pattern occured in the first half of the chromatogram (before toluene).
- SSV-6 (Lab ID: 10262338001)

REPORT OF LABORATORY ANALYSIS

This report shall not be reproduced, except in full,
without the written consent of Pace Analytical Services, Inc..

Pace Analytical Services, Inc.
1700 Elm Street - Suite 200
Minneapolis, MN 55414
(612)607-1700

PROJECT NARRATIVE

Project: 60317420 St. Louis Park Inv.
Pace Project No.: 10262338

Method: **TO-15**
Description: TO15 MSV AIR
Client: AECOM
Date: April 18, 2014

Analyte Comments:

QC Batch: AIR/19977

E: Analyte concentration exceeded the calibration range. The reported result is estimated.

- SSV-6 (Lab ID: 10262338001)
  - 2-Propanol
  - Ethanol
  - Acetone

This data package has been reviewed for quality and completeness and is approved for release.

This report shall not be reproduced, except in full,
without the written consent of Pace Analytical Services, Inc..

Pace Analytical Services, Inc.
1700 Elm Street - Suite 200
Minneapolis, MN 55414
(612)607-1700

ANALYTICAL RESULTS

Project: 60317420 St. Louis Park Inv.
Pace Project No.: 10262338

Sample: SSV-6 **Lab ID: 10262338001** Collected: 04/03/14 15:42 Received: 04/03/14 16:38 Matrix: Air

Parameters	Results	Units	Report Limit	MDL	DF	Prepared	Analyzed	CAS No.	Qual
TO15 MSV AIR	Analytical Method: TO-15								
Acetone	**146**	ug/m3	0.64	0.32	1.34		04/17/14 21:49	67-64-1	E
Benzene	**0.65**	ug/m3	0.44	0.16	1.34		04/17/14 21:49	71-43-2	
Benzyl chloride	ND	ug/m3	3.5	0.70	1.34		04/17/14 21:49	100-44-7	
Bromodichloromethane	ND	ug/m3	1.8	0.24	1.34		04/17/14 21:49	75-27-4	
Bromoform	ND	ug/m3	2.8	0.40	1.34		04/17/14 21:49	75-25-2	
Bromomethane	ND	ug/m3	1.1	0.14	1.34		04/17/14 21:49	74-83-9	
1,3-Butadiene	ND	ug/m3	0.60	0.11	1.34		04/17/14 21:49	106-99-0	
2-Butanone (MEK)	**6.6**	ug/m3	0.80	0.17	1.34		04/17/14 21:49	78-93-3	
Carbon disulfide	ND	ug/m3	0.84	0.095	1.34		04/17/14 21:49	75-15-0	
Carbon tetrachloride	ND	ug/m3	0.86	0.24	1.34		04/17/14 21:49	56-23-5	
Chlorobenzene	ND	ug/m3	1.3	0.14	1.34		04/17/14 21:49	108-90-7	
Chloroethane	ND	ug/m3	0.72	0.18	1.34		04/17/14 21:49	75-00-3	
Chloroform	ND	ug/m3	1.3	0.24	1.34		04/17/14 21:49	67-66-3	
Chloromethane	ND	ug/m3	0.56	0.072	1.34		04/17/14 21:49	74-87-3	
Cyclohexane	**2.0**	ug/m3	0.94	0.17	1.34		04/17/14 21:49	110-82-7	
Dibromochloromethane	ND	ug/m3	2.3	0.36	1.34		04/17/14 21:49	124-48-1	
1,2-Dibromoethane (EDB)	ND	ug/m3	2.1	0.31	1.34		04/17/14 21:49	106-93-4	
1,2-Dichlorobenzene	ND	ug/m3	1.6	0.19	1.34		04/17/14 21:49	95-50-1	
1,3-Dichlorobenzene	ND	ug/m3	1.6	0.31	1.34		04/17/14 21:49	541-73-1	
1,4-Dichlorobenzene	ND	ug/m3	1.6	0.27	1.34		04/17/14 21:49	106-46-7	
Dichlorodifluoromethane	**3.0**	ug/m3	1.4	0.15	1.34		04/17/14 21:49	75-71-8	
1,1-Dichloroethane	ND	ug/m3	1.1	0.19	1.34		04/17/14 21:49	75-34-3	
1,2-Dichloroethane	ND	ug/m3	0.55	0.16	1.34		04/17/14 21:49	107-06-2	
1,1-Dichloroethene	ND	ug/m3	1.1	0.14	1.34		04/17/14 21:49	75-35-4	
cis-1,2-Dichloroethene	ND	ug/m3	1.1	0.16	1.34		04/17/14 21:49	156-59-2	
trans-1,2-Dichloroethene	ND	ug/m3	1.1	0.22	1.34		04/17/14 21:49	156-60-5	
1,2-Dichloropropane	ND	ug/m3	1.3	0.20	1.34		04/17/14 21:49	78-87-5	
cis-1,3-Dichloropropene	ND	ug/m3	1.2	0.16	1.34		04/17/14 21:49	10061-01-5	
trans-1,3-Dichloropropene	ND	ug/m3	1.2	0.20	1.34		04/17/14 21:49	10061-02-6	
Dichlorotetrafluoroethane	ND	ug/m3	1.9	0.20	1.34		04/17/14 21:49	76-14-2	
Ethanol	**501**	ug/m3	0.51	0.26	1.34		04/17/14 21:49	64-17-5	E
Ethyl acetate	ND	ug/m3	0.98	0.17	1.34		04/17/14 21:49	141-78-6	
Ethylbenzene	**5.4**	ug/m3	1.2	0.099	1.34		04/17/14 21:49	100-41-4	
4-Ethyltoluene	**1.4**	ug/m3	1.3	0.23	1.34		04/17/14 21:49	622-96-8	
n-Heptane	**4.2**	ug/m3	1.1	0.22	1.34		04/17/14 21:49	142-82-5	
Hexachloro-1,3-butadiene	ND	ug/m3	2.9	0.55	1.34		04/17/14 21:49	87-68-3	
n-Hexane	**0.98**	ug/m3	0.96	0.14	1.34		04/17/14 21:49	110-54-3	
2-Hexanone	ND	ug/m3	1.1	0.29	1.34		04/17/14 21:49	591-78-6	
Methylene Chloride	**10.6**	ug/m3	0.95	0.47	1.34		04/17/14 21:49	75-09-2	
4-Methyl-2-pentanone (MIBK)	**1.8**	ug/m3	1.1	0.23	1.34		04/17/14 21:49	108-10-1	
Methyl-tert-butyl ether	ND	ug/m3	0.98	0.12	1.34		04/17/14 21:49	1634-04-4	
Naphthalene	**3.3**	ug/m3	1.4	0.13	1.34		04/17/14 21:49	91-20-3	
2-Propanol	**343**	ug/m3	0.67	0.11	1.34		04/17/14 21:49	67-63-0	E
Propylene	ND	ug/m3	0.47	0.15	1.34		04/17/14 21:49	115-07-1	
Styrene	ND	ug/m3	1.2	0.18	1.34		04/17/14 21:49	100-42-5	
1,1,2,2-Tetrachloroethane	ND	ug/m3	0.94	0.31	1.34		04/17/14 21:49	79-34-5	

REPORT OF LABORATORY ANALYSIS

This report shall not be reproduced, except in full,
without the written consent of Pace Analytical Services, Inc..

Pace Analytical Services, Inc.
1700 Elm Street - Suite 200
Minneapolis, MN 55414
(612)607-1700

ANALYTICAL RESULTS

Project: 60317420 St. Louis Park Inv.
Pace Project No.: 10262338

Sample: SSV-6 **Lab ID: 10262338001** Collected: 04/03/14 15:42 Received: 04/03/14 16:38 Matrix: Air

Parameters	Results	Units	Report Limit	MDL	DF	Prepared	Analyzed	CAS No.	Qual
TO15 MSV AIR	Analytical Method: TO-15								
Tetrachloroethene	**1.0**	ug/m3	0.92	0.25	1.34		04/17/14 21:49	127-18-4	
Tetrahydrofuran	**2.7**	ug/m3	0.80	0.090	1.34		04/17/14 21:49	109-99-9	
Toluene	**31.9**	ug/m3	1.0	0.18	1.34		04/17/14 21:49	108-88-3	
1,2,4-Trichlorobenzene	ND	ug/m3	2.0	0.26	1.34		04/17/14 21:49	120-82-1	
1,1,1-Trichloroethane	ND	ug/m3	1.5	0.19	1.34		04/17/14 21:49	71-55-6	
1,1,2-Trichloroethane	ND	ug/m3	0.74	0.33	1.34		04/17/14 21:49	79-00-5	
Trichloroethene	**4.6**	ug/m3	0.74	0.24	1.34		04/17/14 21:49	79-01-6	
Trichlorofluoromethane	ND	ug/m3	1.5	0.18	1.34		04/17/14 21:49	75-69-4	
1,1,2-Trichlorotrifluoroethane	ND	ug/m3	2.1	0.21	1.34		04/17/14 21:49	76-13-1	
1,2,4-Trimethylbenzene	**4.6**	ug/m3	1.3	0.16	1.34		04/17/14 21:49	95-63-6	
1,3,5-Trimethylbenzene	ND	ug/m3	1.3	0.28	1.34		04/17/14 21:49	108-67-8	
Vinyl acetate	ND	ug/m3	0.96	0.17	1.34		04/17/14 21:49	108-05-4	
Vinyl chloride	ND	ug/m3	0.35	0.12	1.34		04/17/14 21:49	75-01-4	
m&p-Xylene	**19.8**	ug/m3	2.4	0.14	1.34		04/17/14 21:49	179601-23-1	
o-Xylene	**4.7**	ug/m3	1.2	0.21	1.34		04/17/14 21:49	95-47-6	

REPORT OF LABORATORY ANALYSIS

This report shall not be reproduced, except in full,
without the written consent of Pace Analytical Services, Inc..

Pace Analytical Services, Inc.
1700 Elm Street - Suite 200
Minneapolis, MN 55414
(612)607-1700

QUALITY CONTROL DATA

Project: 60317420 St. Louis Park Inv.
Pace Project No.: 10262338

QC Batch: AIR/19977
QC Batch Method: TO-15
Analysis Method: TO-15
Analysis Description: TO15 MSV AIR Low Level
Associated Lab Samples: 10262338001

METHOD BLANK: 1659138
Matrix: Air
Associated Lab Samples: 10262338001

Parameter	Units	Blank Result	Reporting Limit	Analyzed	Qualifiers
1,1,1-Trichloroethane	ug/m3	ND	1.1	04/17/14 16:22	
1,1,2,2-Tetrachloroethane	ug/m3	ND	0.70	04/17/14 16:22	
1,1,2-Trichloroethane	ug/m3	ND	0.55	04/17/14 16:22	
1,1,2-Trichlorotrifluoroethane	ug/m3	ND	1.6	04/17/14 16:22	
1,1-Dichloroethane	ug/m3	ND	0.82	04/17/14 16:22	
1,1-Dichloroethene	ug/m3	ND	0.81	04/17/14 16:22	
1,2,4-Trichlorobenzene	ug/m3	ND	1.5	04/17/14 16:22	
1,2,4-Trimethylbenzene	ug/m3	ND	1.0	04/17/14 16:22	
1,2-Dibromoethane (EDB)	ug/m3	ND	1.6	04/17/14 16:22	
1,2-Dichlorobenzene	ug/m3	ND	1.2	04/17/14 16:22	
1,2-Dichloroethane	ug/m3	ND	0.41	04/17/14 16:22	
1,2-Dichloropropane	ug/m3	ND	0.94	04/17/14 16:22	
1,3,5-Trimethylbenzene	ug/m3	ND	1.0	04/17/14 16:22	
1,3-Butadiene	ug/m3	ND	0.45	04/17/14 16:22	
1,3-Dichlorobenzene	ug/m3	ND	1.2	04/17/14 16:22	
1,4-Dichlorobenzene	ug/m3	ND	1.2	04/17/14 16:22	
2-Butanone (MEK)	ug/m3	ND	0.60	04/17/14 16:22	
2-Hexanone	ug/m3	ND	0.83	04/17/14 16:22	
2-Propanol	ug/m3	ND	0.50	04/17/14 16:22	
4-Ethyltoluene	ug/m3	ND	1.0	04/17/14 16:22	
4-Methyl-2-pentanone (MIBK)	ug/m3	ND	0.83	04/17/14 16:22	
Acetone	ug/m3	ND	0.48	04/17/14 16:22	
Benzene	ug/m3	ND	0.32	04/17/14 16:22	
Benzyl chloride	ug/m3	ND	2.6	04/17/14 16:22	
Bromodichloromethane	ug/m3	ND	1.4	04/17/14 16:22	
Bromoform	ug/m3	ND	2.1	04/17/14 16:22	
Bromomethane	ug/m3	ND	0.79	04/17/14 16:22	
Carbon disulfide	ug/m3	ND	0.63	04/17/14 16:22	
Carbon tetrachloride	ug/m3	ND	0.64	04/17/14 16:22	
Chlorobenzene	ug/m3	ND	0.94	04/17/14 16:22	
Chloroethane	ug/m3	ND	0.54	04/17/14 16:22	
Chloroform	ug/m3	ND	0.99	04/17/14 16:22	
Chloromethane	ug/m3	ND	0.42	04/17/14 16:22	
cis-1,2-Dichloroethene	ug/m3	ND	0.81	04/17/14 16:22	
cis-1,3-Dichloropropene	ug/m3	ND	0.92	04/17/14 16:22	
Cyclohexane	ug/m3	ND	0.70	04/17/14 16:22	
Dibromochloromethane	ug/m3	ND	1.7	04/17/14 16:22	
Dichlorodifluoromethane	ug/m3	ND	1.0	04/17/14 16:22	
Dichlorotetrafluoroethane	ug/m3	ND	1.4	04/17/14 16:22	
Ethanol	ug/m3	ND	0.38	04/17/14 16:22	
Ethyl acetate	ug/m3	ND	0.73	04/17/14 16:22	
Ethylbenzene	ug/m3	ND	0.88	04/17/14 16:22	
Hexachloro-1,3-butadiene	ug/m3	ND	2.2	04/17/14 16:22	

REPORT OF LABORATORY ANALYSIS

This report shall not be reproduced, except in full,
without the written consent of Pace Analytical Services, Inc..

Pace Analytical Services, Inc.
1700 Elm Street - Suite 200
Minneapolis, MN 55414
(612)607-1700

QUALITY CONTROL DATA

Project: 60317420 St. Louis Park Inv.
Pace Project No.: 10262338

METHOD BLANK: 1659138 Matrix: Air
Associated Lab Samples: 10262338001

Parameter	Units	Blank Result	Reporting Limit	Analyzed	Qualifiers
m&p-Xylene	ug/m3	ND	1.8	04/17/14 16:22	
Methyl-tert-butyl ether	ug/m3	ND	0.73	04/17/14 16:22	
Methylene Chloride	ug/m3	ND	0.71	04/17/14 16:22	
n-Heptane	ug/m3	ND	0.83	04/17/14 16:22	
n-Hexane	ug/m3	ND	0.72	04/17/14 16:22	
Naphthalene	ug/m3	ND	1.1	04/17/14 16:22	
o-Xylene	ug/m3	ND	0.88	04/17/14 16:22	
Propylene	ug/m3	ND	0.35	04/17/14 16:22	
Styrene	ug/m3	ND	0.87	04/17/14 16:22	
Tetrachloroethene	ug/m3	ND	0.69	04/17/14 16:22	
Tetrahydrofuran	ug/m3	ND	0.60	04/17/14 16:22	
Toluene	ug/m3	ND	0.77	04/17/14 16:22	
trans-1,2-Dichloroethene	ug/m3	ND	0.81	04/17/14 16:22	
trans-1,3-Dichloropropene	ug/m3	ND	0.92	04/17/14 16:22	
Trichloroethene	ug/m3	ND	0.55	04/17/14 16:22	
Trichlorofluoromethane	ug/m3	ND	1.1	04/17/14 16:22	
Vinyl acetate	ug/m3	ND	0.72	04/17/14 16:22	
Vinyl chloride	ug/m3	ND	0.26	04/17/14 16:22	

LABORATORY CONTROL SAMPLE: 1659139

Parameter	Units	Spike Conc.	LCS Result	LCS % Rec	% Rec Limits	Qualifiers
1,1,1-Trichloroethane	ug/m3	55.5	54.6	98	72-128	
1,1,2,2-Tetrachloroethane	ug/m3	69.8	68.0	97	72-136	
1,1,2-Trichloroethane	ug/m3	55.5	56.6	102	72-130	
1,1,2-Trichlorotrifluoroethane	ug/m3	77.9	77.4	99	68-126	
1,1-Dichloroethane	ug/m3	41.2	37.1	90	68-128	
1,1-Dichloroethene	ug/m3	40.3	40.1	99	68-130	
1,2,4-Trichlorobenzene	ug/m3	75.5	74.6	99	30-150	
1,2,4-Trimethylbenzene	ug/m3	50	57.4	115	71-140	
1,2-Dibromoethane (EDB)	ug/m3	78.1	83.2	107	73-136	
1,2-Dichlorobenzene	ug/m3	61.2	70.6	116	63-150	
1,2-Dichloroethane	ug/m3	41.2	41.1	100	71-132	
1,2-Dichloropropane	ug/m3	47	46.3	99	72-130	
1,3,5-Trimethylbenzene	ug/m3	50	56.6	113	73-136	
1,3-Butadiene	ug/m3	22.5	22.1	98	72-130	
1,3-Dichlorobenzene	ug/m3	61.2	65.7	107	69-142	
1,4-Dichlorobenzene	ug/m3	61.2	67.1	110	65-142	
2-Butanone (MEK)	ug/m3	30	28.3	94	71-135	
2-Hexanone	ug/m3	41.7	44.2	106	75-133	
2-Propanol	ug/m3	25	23.3	93	68-135	
4-Ethyltoluene	ug/m3	50	56.3	113	73-134	
4-Methyl-2-pentanone (MIBK)	ug/m3	41.7	41.5	100	72-137	
Acetone	ug/m3	24.2	21.9	91	68-136	
Benzene	ug/m3	32.5	31.0	95	69-134	

REPORT OF LABORATORY ANALYSIS

This report shall not be reproduced, except in full,
without the written consent of Pace Analytical Services, Inc..

Pace Analytical Services, Inc.
1700 Elm Street - Suite 200
Minneapolis, MN 55414
(612)607-1700

QUALITY CONTROL DATA

Project: 60317420 St. Louis Park Inv.
Pace Project No.: 10262338

LABORATORY CONTROL SAMPLE: 1659139

Parameter	Units	Spike Conc.	LCS Result	LCS % Rec	% Rec Limits	Qualifiers
Benzyl chloride	ug/m3	52.5	55.9	106	71-136	
Bromodichloromethane	ug/m3	68.2	70.9	104	74-129	
Bromoform	ug/m3	105	115	109	69-138	
Bromomethane	ug/m3	39.5	37.8	96	68-127	
Carbon disulfide	ug/m3	31.7	30.4	96	68-130	
Carbon tetrachloride	ug/m3	64	63.2	99	66-134	
Chlorobenzene	ug/m3	46.8	47.9	102	72-137	
Chloroethane	ug/m3	26.8	25.9	97	69-128	
Chloroform	ug/m3	49.7	43.3	87	72-127	
Chloromethane	ug/m3	21	20.4	97	69-125	
cis-1,2-Dichloroethene	ug/m3	40.3	33.9	84	71-135	
cis-1,3-Dichloropropene	ug/m3	46.2	50.1	109	74-134	
Cyclohexane	ug/m3	35	34.9	100	72-130	
Dibromochloromethane	ug/m3	86.6	92.1	106	73-133	
Dichlorodifluoromethane	ug/m3	50.3	43.4	86	69-125	
Dichlorotetrafluoroethane	ug/m3	71.1	70.8	100	68-128	
Ethanol	ug/m3	19.2	18.8	98	70-134	
Ethyl acetate	ug/m3	36.6	29.5	80	71-134	
Ethylbenzene	ug/m3	44.2	48.7	110	73-139	
Hexachloro-1,3-butadiene	ug/m3	108	98.9	91	30-150	
m&p-Xylene	ug/m3	44.2	48.3	109	73-139	
Methyl-tert-butyl ether	ug/m3	36.7	31.9	87	72-132	
Methylene Chloride	ug/m3	35.3	37.6	106	64-134	
n-Heptane	ug/m3	41.7	42.0	101	70-130	
n-Hexane	ug/m3	35.8	33.5	93	69-128	
Naphthalene	ug/m3	53.3	55.3	104	61-150	
o-Xylene	ug/m3	44.2	46.8	106	71-138	
Propylene	ug/m3	17.5	13.5	77	69-133	
Styrene	ug/m3	43.3	49.0	113	74-136	
Tetrachloroethene	ug/m3	69	73.4	106	69-136	
Tetrahydrofuran	ug/m3	30	25.8	86	73-131	
Toluene	ug/m3	38.3	39.0	102	67-133	
trans-1,2-Dichloroethene	ug/m3	40.3	38.9	97	70-131	
trans-1,3-Dichloropropene	ug/m3	46.2	54.5	118	72-135	
Trichloroethene	ug/m3	54.6	54.0	99	70-135	
Trichlorofluoromethane	ug/m3	57.1	55.0	96	67-125	
Vinyl acetate	ug/m3	35.8	34.6	97	72-133	
Vinyl chloride	ug/m3	26	24.8	96	69-132	

SAMPLE DUPLICATE: 1659589

Parameter	Units	10262094002 Result	Dup Result	RPD	Max RPD	Qualifiers
1,1,1-Trichloroethane	ug/m3	ND	ND		25	
1,1,2,2-Tetrachloroethane	ug/m3	ND	ND		25	
1,1,2-Trichloroethane	ug/m3	ND	ND		25	
1,1,2-Trichlorotrifluoroethane	ug/m3	ND	ND		25	
1,1-Dichloroethane	ug/m3	ND	ND		25	

REPORT OF LABORATORY ANALYSIS

This report shall not be reproduced, except in full,
without the written consent of Pace Analytical Services, Inc..

Pace Analytical Services, Inc.
1700 Elm Street - Suite 200
Minneapolis, MN 55414
(612)607-1700

QUALITY CONTROL DATA

Project: 60317420 St. Louis Park Inv.
Pace Project No.: 10262338

SAMPLE DUPLICATE: 1659589

Parameter	Units	10262094002 Result	Dup Result	RPD	Max RPD	Qualifiers
1,1-Dichloroethene	ug/m3	ND	ND		25	
1,2,4-Trichlorobenzene	ug/m3	ND	ND		25	
1,2,4-Trimethylbenzene	ug/m3	ND	ND		25	
1,2-Dibromoethane (EDB)	ug/m3	ND	ND		25	
1,2-Dichlorobenzene	ug/m3	ND	ND		25	
1,2-Dichloroethane	ug/m3	ND	ND		25	
1,2-Dichloropropane	ug/m3	ND	ND		25	
1,3,5-Trimethylbenzene	ug/m3	ND	ND		25	
1,3-Butadiene	ug/m3	ND	ND		25	
1,3-Dichlorobenzene	ug/m3	ND	ND		25	
1,4-Dichlorobenzene	ug/m3	ND	ND		25	
2-Butanone (MEK)	ug/m3	ND	0.91		25	
2-Hexanone	ug/m3	ND	ND		25	
2-Propanol	ug/m3	7.0	7.3	4	25	
4-Ethyltoluene	ug/m3	ND	ND		25	
4-Methyl-2-pentanone (MIBK)	ug/m3	ND	ND		25	
Acetone	ug/m3	5.7	5.7	.8	25	
Benzene	ug/m3	ND	ND		25	
Benzyl chloride	ug/m3	ND	ND		25	
Bromodichloromethane	ug/m3	ND	ND		25	
Bromoform	ug/m3	ND	ND		25	
Bromomethane	ug/m3	ND	ND		25	
Carbon disulfide	ug/m3	ND	ND		25	
Carbon tetrachloride	ug/m3	ND	ND		25	
Chlorobenzene	ug/m3	ND	ND		25	
Chloroethane	ug/m3	ND	ND		25	
Chloroform	ug/m3	ND	ND		25	
Chloromethane	ug/m3	0.69	0.71	2	25	
cis-1,2-Dichloroethene	ug/m3	ND	ND		25	
cis-1,3-Dichloropropene	ug/m3	ND	ND		25	
Cyclohexane	ug/m3	ND	ND		25	
Dibromochloromethane	ug/m3	ND	ND		25	
Dichlorodifluoromethane	ug/m3	2.0	2.1	5	25	
Dichlorotetrafluoroethane	ug/m3	ND	ND		25	
Ethanol	ug/m3	6.1	6.6	9	25	
Ethyl acetate	ug/m3	ND	ND		25	
Ethylbenzene	ug/m3	ND	ND		25	
Hexachloro-1,3-butadiene	ug/m3	ND	ND		25	
m&p-Xylene	ug/m3	ND	ND		25	
Methyl-tert-butyl ether	ug/m3	ND	ND		25	
Methylene Chloride	ug/m3	3.2	1.7	61	25	R1
n-Heptane	ug/m3	ND	ND		25	
n-Hexane	ug/m3	ND	ND		25	
Naphthalene	ug/m3	ND	ND		25	
o-Xylene	ug/m3	ND	ND		25	
Propylene	ug/m3	ND	ND		25	
Styrene	ug/m3	ND	ND		25	
Tetrachloroethene	ug/m3	ND	ND		25	

REPORT OF LABORATORY ANALYSIS

This report shall not be reproduced, except in full,
without the written consent of Pace Analytical Services, Inc..

Pace Analytical Services, Inc.
1700 Elm Street - Suite 200
Minneapolis, MN 55414
(612)607-1700

QUALITY CONTROL DATA

Project: 60317420 St. Louis Park Inv.
Pace Project No.: 10262338

SAMPLE DUPLICATE: 1659589

Parameter	Units	10262094002 Result	Dup Result	RPD	Max RPD	Qualifiers
Tetrahydrofuran	ug/m3	ND	ND		25	
Toluene	ug/m3	ND	.73J		25	
trans-1,2-Dichloroethene	ug/m3	ND	ND		25	
trans-1,3-Dichloropropene	ug/m3	ND	ND		25	
Trichloroethene	ug/m3	ND	ND		25	
Trichlorofluoromethane	ug/m3	3.7	3.8	3	25	
Vinyl acetate	ug/m3	ND	ND		25	
Vinyl chloride	ug/m3	ND	ND		25	

This report shall not be reproduced, except in full,
without the written consent of Pace Analytical Services, Inc..

Pace Analytical Services, Inc.
1700 Elm Street - Suite 200
Minneapolis, MN 55414
(612)607-1700

QUALIFIERS

Project: 60317420 St. Louis Park Inv.
Pace Project No.: 10262338

DEFINITIONS

DF - Dilution Factor, if reported, represents the factor applied to the reported data due to changes in sample preparation, dilution of the sample aliquot, or moisture content.

ND - Not Detected at or above adjusted reporting limit.

J - Estimated concentration above the adjusted method detection limit and below the adjusted reporting limit.

MDL - Adjusted Method Detection Limit.

PRL - Pace Reporting Limit.

RL - Reporting Limit.

S - Surrogate

1,2-Diphenylhydrazine (8270 listed analyte) decomposes to Azobenzene.

Consistent with EPA guidelines, unrounded data are displayed and have been used to calculate % recovery and RPD values.

LCS(D) - Laboratory Control Sample (Duplicate)

MS(D) - Matrix Spike (Duplicate)

DUP - Sample Duplicate

RPD - Relative Percent Difference

NC - Not Calculable.

SG - Silica Gel - Clean-Up

U - Indicates the compound was analyzed for, but not detected.

N-Nitrosodiphenylamine decomposes and cannot be separated from Diphenylamine using Method 8270. The result reported for each analyte is a combined concentration.

Pace Analytical is TNI accredited. Contact your Pace PM for the current list of accredited analytes.

TNI - The NELAC Institute.

SAMPLE QUALIFIERS

Sample: 10262338001

[1] The Total Hydrocarbon (THC) pattern occured in the first half of the chromatogram (before toluene).

ANALYTE QUALIFIERS

E Analyte concentration exceeded the calibration range. The reported result is estimated.

R1 RPD value was outside control limits.

This report shall not be reproduced, except in full,
without the written consent of Pace Analytical Services, Inc..

Pace Analytical Services, Inc.
1700 Elm Street - Suite 200
Minneapolis, MN 55414
(612)607-1700

QUALITY CONTROL DATA CROSS REFERENCE TABLE

Project: 60317420 St. Louis Park Inv.
Pace Project No.: 10262338

Lab ID	Sample ID	QC Batch Method	QC Batch	Analytical Method	Analytical Batch
10262338001	**SSV-6**	TO-15	AIR/19977		

This report shall not be reproduced, except in full,
without the written consent of Pace Analytical Services, Inc..

10262338

Pace Analytical®
www.pacelabs.com

AIR: CHAIN-OF-CUSTODY / Analytical Request Document

The Chain-of-Custody is a LEGAL DOCUMENT. All relevant fields must be completed accurately.

14939

Page: 1 of 1

Section A Required Client Information:	Section B Required Project Information:	Section C Invoice Information:
Company: AECOM	Report To: Tony Conyell	Attention: Same
Address: 800 LaSalle Ave Suite 800 Minneapolis, MN 55402	Copy To:	Company Name:
		Address:
Email To: tony.conyell@aecom.com	Purchase Order No.:	Pace Quote Reference:
Phone: 612-376-2000 Fax:	Project Name: St. Louis Park Inn	Pace Project Manager/Sales Rep. Carol Davy
Requested Due Date/TAT: STD	Project Number: 60317420	Pace Profile #:

Program: ☐ UST ☐ Superfund ☐ Emissions ☐ Clean Air Act ☐ Voluntary Clean Up ☐ Dry Clean ☐ RCRA ☐ Other____

Location of Sampling by State: MN

Reporting Units: ug/m³___ mg/m³___ PPBV___ PPMV___ Other___

Report Level: II.___ III.___ IV.___ Other___

Method:

ITEM #	Section D Required Client Information AIR SAMPLE ID (Sample IDs MUST BE UNIQUE)	MEDIA CODE	PID Reading (Client only)	COLLECTED COMPOSITE START END/GRAB DATE	TIME	COMPOSITE - DATE	TIME	Canister Pressure (Initial Field - psig)	Canister Pressure (Final Field - psig)	Summa Can Number	Flow Control Number	PM10	3C- Fixed Gas (%)	TO-3	TO-3M (Methane)	TO-4 (PCBs)	TO-13 (PAH)	TO-14	TO-15	TO15 Short List*	Pace Lab ID
1	SSU-6	6LC		4-3-14	1453	4-3-14	1542	-27	0	1208								X			001
2																					
3																					
4																					
5																					
6																					
7																					
8																					
9																					
10																					
11																					
12																					

Valid Media Codes

MEDIA	CODE
Tedlar Bag	TB
1 Liter Summa Can	1LC
6 Liter Summa Can	6LC
Low Volume Puff	LVP
High Volume Puff	HVP
Other	PM10

Comments :

RELINQUISHED BY / AFFILIATION	DATE	TIME	ACCEPTED BY / AFFILIATION	DATE	TIME
Ben Klaus/AECOM	4-3-14	1638	[signature] Pace	4-3-14	16:38

SAMPLE CONDITIONS

Temp in °C	Received on Ice	Custody Sealed Cooler	Samples Intact
	Y/N	Y/N	Y/N
	Y/N	Y/N	Y/N
	Y/N	Y/N	Y/N
	Y/N	Y/N	Y/N

SAMPLER NAME AND SIGNATURE

PRINT Name of SAMPLER: Ben Klaus

SIGNATURE of SAMPLER: [signature] DATE Signed (MM / DD / YY) 4-3-14

ORIGINAL

Pace Analytical	Document Name: Air Sample Condition Upon Receipt	Document Revised: 26Dec2013 Page 1 of 1
	Document No.: F-MN-A-106-rev.09	Issuing Authority: Pace Minnesota Quality Office

Air Sample Condition Upon Receipt

Client Name: Aecom

Project #: WO#: 10262338

10262338

Courier: ☐ Fed Ex ☐ UPS ☐ USPS ☒ Client ☐ Commercial ☐ Pace ☐ Other: _____

Tracking Number: _____

Custody Seal on Cooler/Box Present? ☐ Yes ☒ No **Seals Intact?** ☐ Yes ☒ No

Optional: Proj. Due Date: Proj. Name:

Packing Material: ☐ Bubble Wrap ☐ Bubble Bags ☒ Foam ☐ None ☐ Other: _____ **Temp Blank rec:** ☐ Yes ☒ No

Temp. (TO17 and TO13 samples only) (°C): _____ **Corrected Temp (°C):** _____ **Thermom. Used:** ☐ B88A912167504 ☐ B88A9132521491 ☐ 72337080 ☐ 80512447

Temp should be above freezing to 6°C **Correction Factor:** _____ **Date & Initials of Person Examining Contents:** 4/4/14

Type of ice Received ☐ Blue ☐ Wet ☒ None

				Comments:
Chain of Custody Present?	☒ Yes	☐ No	☐ N/A	1.
Chain of Custody Filled Out?	☒ Yes	☐ No	☐ N/A	2.
Chain of Custody Relinquished?	☒ Yes	☐ No	☐ N/A	3.
Sampler Name and/or Signature on COC?	☒ Yes	☐ No	☐ N/A	4.
Samples Arrived within Hold Time?	☒ Yes	☐ No	☐ N/A	5.
Short Hold Time Analysis (<72 hr)?	☐ Yes	☒ No	☐ N/A	6.
Rush Turn Around Time Requested?	☐ Yes	☒ No	☐ N/A	7.
Sufficient Volume?	☒ Yes	☐ No	☐ N/A	8.
Correct Containers Used?	☒ Yes	☐ No	☐ N/A	9.
-Pace Containers Used?	☒ Yes	☐ No	☐ N/A	
Containers Intact?	☒ Yes	☐ No	☐ N/A	10.
Media: Air Can				11.
Sample Labels Match COC?	☒ Yes	☐ No	☐ N/A	12.

Samples Received:

Canisters		Flow Controllers		Stand Alone G	
Sample Number	Can ID	Sample Number	Can ID	Sample Number	Can ID
SSV-6.	1208		0968		

CLIENT NOTIFICATION/RESOLUTION

Field Data Required? ☐ Yes ☐ No

Person Contacted: _____ Date/Time: _____

Comments/Resolution: _____

Project Manager Review: OPD **Date:** 4-4-14

Note: Whenever there is a discrepancy affecting North Carolina compliance samples, a copy of this form will be sent to the North Carolina DEHNR Certification Office (i.e out of hold, incorrect preservative, out of temp, incorrect containers)

Data File: \\192.168.10.12\chem\10airD.i\041714.b\10728.d
Report Date: 18-Apr-2014 09:57

Pace Analytical Services, Inc.

TENTATIVELY IDENTIFIED COMPOUNDS

Client Name:
Lab Smp Id: 10262338001
Operator : DR1
Sample Location:
Sample Matrix: AIR
Analysis Type: VOA
Inj Date: 17-APR-2014 21:49

Client SDG: 041714.b

Sample Date:
Sample Point:
Date Received:
Level: LOW

Number TICs found: 10

CONCENTRATION UNITS:
(ug/L or ug/KG) ppbv

	CAS NUMBER	COMPOUND NAME	RT	EST. CONC.	Q
1.	1066-40-6	Silanol, trimethyl-	4.636	18.5	NJ
2.	71-36-3	1-Butanol	6.086	0.779	NJ
3.	541-05-9	Cyclotrisiloxane, hexamethy	9.119	3.84	NJ
4.	556-67-2	Cyclotetrasiloxane, octamet	12.881	11.2	NJ
5.		Unknown	15.278	1.74	J
6.		Unknown	15.947	8.64	J
7.		Unknown	17.140	0.930	J
8.		Unknown	18.045	1.14	J
9.		Unknown	18.190	0.696	J
10.		Unknown	18.377	0.683	J

Data File: \\192.168.10.12\chem\10airD.i\041714.b\10728.d
Report Date: 18-Apr-2014 09:57

Pace Analytical Services, Inc.

TO15 Analysis (UNIX)

Data file : \\192.168.10.12\chem\10airD.i\041714.b\10728.d
Lab Smp Id: 10262338001
Inj Date : 17-APR-2014 21:49
Operator : DR1 Inst ID: 10airD.i
Smp Info :
Misc Info : 19977
Comment : Volatile Organic COMPOUNDS in Air
Method : \\192.168.10.12\chem\10airD.i\041714.b\TO15_107-14.m
Meth Date : 17-Apr-2014 15:55 10airD.i Quant Type: ISTD
Cal Date : 17-APR-2014 13:04 Cal File: 10710.d
Als bottle: 28
Dil Factor: 1.34000
Integrator: HP RTE Compound Sublist: all.sub
Target Version: 4.14
Processing Host: 10MNCREINDL

Concentration Formula: Amt * DF * Uf * CpndVariable

Name	Value	Description
DF	1.340	Dilution Factor
Uf	1.000	ng unit correction factor
Cpnd Variable		Local Compound Variable

	COMPOUND	RT	AREA	AMOUNT
21	Methylene chloride	4.328	312835	2.238
39	Benzene	6.194	98146	0.149
60	Tetrachloroethene	9.293	90573	0.111
72	1,3,5-Trimethylbenzene	12.828	278513	0.202
81	1,2,3-Trimethylbenzene	14.120	68029	0.188
85	Naphthalene	17.222	326510	0.467

	CONCENTRATIONS				QUANT		
RT	AREA	ON-COL(ppbv)	FINAL(ppbv)	QUAL	LIBRARY	LIB ENTRY	CPND #
Silanol, trimethyl-				CAS #: 1066-40-6			
4.636	1929858	13.8045661	18.5	78	NIST05.L	2200	21
1-Butanol				CAS #: 71-36-3			
6.086	382603	0.58123133	0.779	83	NIST05.L	823	39

Data File: \\192.168.10.12\chem\10airD.i\041714.b\10728.d
Report Date: 18-Apr-2014 09:57

RT	AREA	CONCENTRATIONS ON-COL(ppbv)	CONCENTRATIONS FINAL(ppbv)	QUAL	QUANT LIBRARY	QUANT LIB ENTRY	CPND #
Cyclotrisiloxane, hexamethyl-				CAS #: 541-05-9			
9.119	2339423	2.86947526	3.84	91	NIST05.L	73121	60
Cyclotetrasiloxane, octamethyl-				CAS #: 556-67-2			
12.881	11512525	8.34988334	11.2	91	NIST05.L	122480	72
Unknown				CAS #:			
15.278	470369	1.30081362	1.74	0		0	81
Unknown				CAS #:			
15.947	4510889	6.44963015	8.64	0		0	85
Unknown				CAS #:			
17.140	485241	0.69379378	0.930	0		0	85
Unknown				CAS #:			
18.045	592973	0.84782820	1.14	0		0	85
Unknown				CAS #:			
18.190	363019	0.51904186	0.696	0		0	85
Unknown				CAS #:			
18.377	356359	0.50951929	0.683	0		0	85

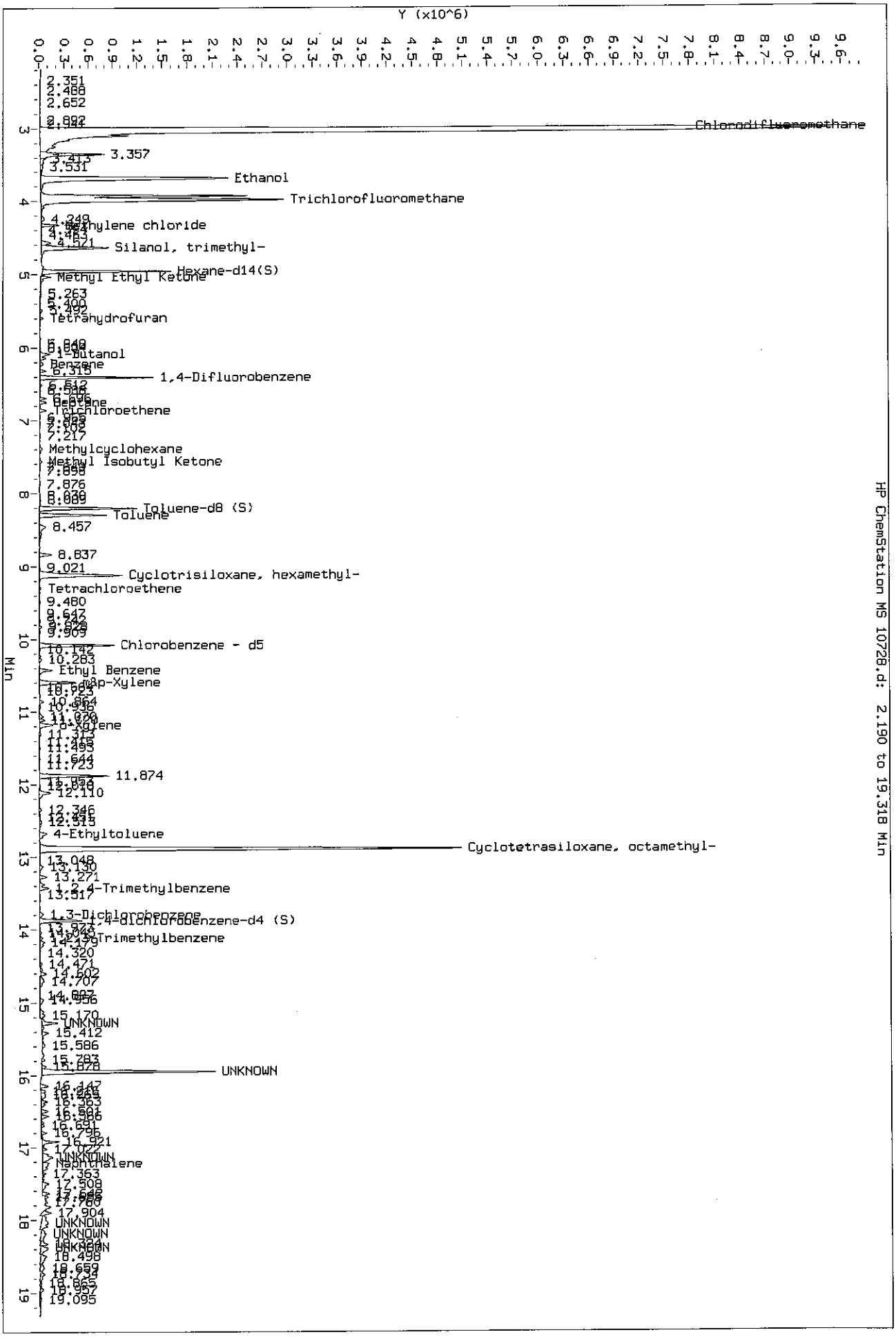
Data File: \\192.168.10.12\chem\10airD.i\041714.b\10728.d
Injection Date: 17-APR-2014 21:49
Instrument: 10airD.i
Client Sample ID:
HP ChemStation MS 10728.d: 2.190 to 19.318 Min
Y (x10^6)
Min
Chlorodifluoromethane
Ethanol
Trichlorofluoromethane
Methylene chloride
Silanol, trimethyl-
Hexane-d14(S)
Methyl Ethyl Ketone
Tetrahydrofuran
1-Butanol
Benzene
1,4-Difluorobenzene
Heptane
Trichloroethene
Methylcyclohexane
Methyl Isobutyl Ketone
Toluene-d8 (S)
Toluene
Cyclotrisiloxane, hexamethyl-
Tetrachloroethene
Chlorobenzene - d5
Ethyl Benzene
m&p-Xylene
o-Xylene
Styrene
4-Ethyltoluene
Cyclotetrasiloxane, octamethyl-
1,2,4-Trimethylbenzene
1,3-Dichlorobenzene
1,4-dichlorobenzene-d4 (S)
Trimethylbenzene
UNKNOWN
UNKNOWN
Naphthalene
UNKNOWN
UNKNOWN
UNKNOWN

Pace Analytical Services, Inc.
1700 Elm Street - Suite 200
Minneapolis, MN 55414
(612)607-1700

April 17, 2014

Tony Coryell
AECOM
800 LaSalle Avenue
Minneapolis, MN 55402

RE: Project: 60317420 St. Louis Park Inv.
Pace Project No.: 10262337

Dear Tony Coryell:
Enclosed are the analytical results for sample(s) received by the laboratory on April 03, 2014. The results relate only to the samples included in this report. Results reported herein conform to the most current TNI standards and the laboratory's Quality Assurance Manual, where applicable, unless otherwise noted in the body of the report.

If you have any questions concerning this report, please feel free to contact me.

Sincerely,

Carol Davy
carol.davy@pacelabs.com
Project Manager

Enclosures

This report shall not be reproduced, except in full,
without the written consent of Pace Analytical Services, Inc..

Pace Analytical Services, Inc.
1700 Elm Street - Suite 200
Minneapolis, MN 55414
(612)607-1700

CERTIFICATIONS

Project: 60317420 St. Louis Park Inv.
Pace Project No.: 10262337

Minnesota Certification IDs

1700 Elm Street SE Suite 200, Minneapolis, MN 55414
A2LA Certification #: 2926.01
Alabama Certification #40770
Alabama Certification #40770
Alaska Certification #: UST-078
Alaska Certification #MN00064
Arizona Certification #: AZ-0014
Arkansas Certification #: 88-0680
California Certification #: 01155CA
Colorado Certification #Pace
Connecticut Certification #: PH-0256
EPA Region 8 Certification #: 8TMS-L
Florida/NELAP Certification #: E87605
Guam Certification #: Pace
Georgia Certification #: 959
Idaho Certification #: MN00064
Hawaii Certification #MN00064
Illinois Certification #: 200011
Indiana Certification#C-MN-01
Iowa Certification #: 368
Kansas Certification #: E-10167
Kentucky Dept of Envi. Protection - DW #90062
Kentucky Dept of Envi. Protection - WW #:90062
Louisiana DEQ Certification #: 3086
Louisiana DHH #: LA140001
Maine Certification #: 2013011
Maryland Certification #: 322
Michigan DEPH Certification #: 9909
Minnesota Certification #: 027-053-137
Mississippi Certification #: Pace
Montana Certification #: MT0092
Nebraska Certification #: Pace
New York Certification #: 11647
North Carolina Certification #: 530
North Carolina State Public Health #: 27700
North Dakota Certification #: R-036
Ohio EPA #: 4150
Ohio VAP Certification #: CL101
Oklahoma Certification #: 9507
Oregon Certification #: MN200001
Oregon Certification #: MN300001
Pennsylvania Certification #: 68-00563
Puerto Rico Certification
Saipan (CNMI) #:MP0003
South Carolina #:74003001
Texas Certification #: T104704192
Tennessee Certification #: 02818
Utah Certification #: MN000642013-4
Virginia DGS Certification #: 251
Virginia/VELAP Certification #: Pace
Washington Certification #: C486
Wisconsin Certification #: 999407970
West Virginia Certification #: 382
West Virginia TO-15 Approval
West Virginia DHHR #:9952C

This report shall not be reproduced, except in full,
without the written consent of Pace Analytical Services, Inc..

Pace Analytical Services, Inc.
1700 Elm Street - Suite 200
Minneapolis, MN 55414
(612)607-1700

SAMPLE SUMMARY

Project: 60317420 St. Louis Park Inv.
Pace Project No.: 10262337

Lab ID	Sample ID	Matrix	Date Collected	Date Received
10262337001	**SSV-3**	Air	04/01/14 16:50	04/03/14 16:38

REPORT OF LABORATORY ANALYSIS

This report shall not be reproduced, except in full,
without the written consent of Pace Analytical Services, Inc..

Pace Analytical Services, Inc.
1700 Elm Street - Suite 200
Minneapolis, MN 55414
(612)607-1700

SAMPLE ANALYTE COUNT

Project: 60317420 St. Louis Park Inv.
Pace Project No.: 10262337

Lab ID	Sample ID	Method	Analysts	Analytes Reported
10262337001	**SSV-3**	TO-15	JAM	61

This report shall not be reproduced, except in full,
without the written consent of Pace Analytical Services, Inc..

Pace Analytical Services, Inc.
1700 Elm Street - Suite 200
Minneapolis, MN 55414
(612)607-1700

PROJECT NARRATIVE

Project: 60317420 St. Louis Park Inv.
Pace Project No.: 10262337

Method: **TO-15**
Description: TO15 MSV AIR
Client: AECOM
Date: April 17, 2014

General Information:
1 sample was analyzed for TO-15. All samples were received in acceptable condition with any exceptions noted below.

Hold Time:
The samples were analyzed within the method required hold times with any exceptions noted below.

Initial Calibrations (including MS Tune as applicable):
All criteria were within method requirements with any exceptions noted below.

Continuing Calibration:
All criteria were within method requirements with any exceptions noted below.

Internal Standards:
All internal standards were within QC limits with any exceptions noted below.

QC Batch: AIR/19947

IQ: The internal standard recoveries associated with this sample exceed the lower control limit. The reported results should be considered estimated values.

- DUP (Lab ID: 1657878)
- SSV-3 (Lab ID: 10262337001)

Surrogates:
All surrogates were within QC limits with any exceptions noted below.

Method Blank:
All analytes were below the report limit in the method blank, where applicable, with any exceptions noted below.

Laboratory Control Spike:
All laboratory control spike compounds were within QC limits with any exceptions noted below.

Matrix Spikes:
All percent recoveries and relative percent differences (RPDs) were within acceptance criteria with any exceptions noted below.

Duplicate Sample:
All duplicate sample results were within method acceptance criteria with any exceptions noted below.

Additional Comments:

Sample Comments:

K3: The Total Hydrocarbon (THC) pattern is evenly distributed throughout the chromatogram (before and after toluene).

- SSV-3 (Lab ID: 10262337001)

This report shall not be reproduced, except in full,
without the written consent of Pace Analytical Services, Inc..

Pace Analytical Services, Inc.
1700 Elm Street - Suite 200
Minneapolis, MN 55414
(612)607-1700

PROJECT NARRATIVE

Project: 60317420 St. Louis Park Inv.
Pace Project No.: 10262337

Method: **TO-15**
Description: TO15 MSV AIR
Client: AECOM
Date: April 17, 2014

Analyte Comments:

QC Batch: AIR/19947

E: Analyte concentration exceeded the calibration range. The reported result is estimated.

- DUP (Lab ID: 1657878)
  - 2-Propanol
  - Ethanol
  - Acetone
- SSV-3 (Lab ID: 10262337001)
  - 2-Propanol
  - Ethanol
  - Acetone

This data package has been reviewed for quality and completeness and is approved for release.

This report shall not be reproduced, except in full,
without the written consent of Pace Analytical Services, Inc..

Pace Analytical Services, Inc.
1700 Elm Street - Suite 200
Minneapolis, MN 55414
(612)607-1700

ANALYTICAL RESULTS

Project: 60317420 St. Louis Park Inv.
Pace Project No.: 10262337

Sample: SSV-3 **Lab ID: 10262337001** Collected: 04/01/14 16:50 Received: 04/03/14 16:38 Matrix: Air

Parameters	Results	Units	Report Limit	MDL	DF	Prepared	Analyzed	CAS No.	Qual
TO15 MSV AIR	Analytical Method: TO-15								
Acetone	**347**	ug/m3	1.6	0.32	1.34		04/15/14 05:24	67-64-1	E
Benzene	**0.67**	ug/m3	0.44	0.22	1.34		04/15/14 05:24	71-43-2	
Benzyl chloride	ND	ug/m3	1.4	0.70	1.34		04/15/14 05:24	100-44-7	
Bromodichloromethane	ND	ug/m3	1.8	0.24	1.34		04/15/14 05:24	75-27-4	
Bromoform	ND	ug/m3	2.8	1.4	1.34		04/15/14 05:24	75-25-2	
Bromomethane	ND	ug/m3	1.1	0.24	1.34		04/15/14 05:24	74-83-9	
1,3-Butadiene	ND	ug/m3	0.60	0.30	1.34		04/15/14 05:24	106-99-0	
2-Butanone (MEK)	**3.7**	ug/m3	0.80	0.21	1.34		04/15/14 05:24	78-93-3	
Carbon disulfide	ND	ug/m3	0.84	0.42	1.34		04/15/14 05:24	75-15-0	
Carbon tetrachloride	ND	ug/m3	0.86	0.43	1.34		04/15/14 05:24	56-23-5	
Chlorobenzene	ND	ug/m3	1.3	0.63	1.34		04/15/14 05:24	108-90-7	
Chloroethane	ND	ug/m3	0.72	0.36	1.34		04/15/14 05:24	75-00-3	
Chloroform	ND	ug/m3	1.3	0.67	1.34		04/15/14 05:24	67-66-3	
Chloromethane	ND	ug/m3	0.56	0.28	1.34		04/15/14 05:24	74-87-3	
Cyclohexane	ND	ug/m3	0.94	0.47	1.34		04/15/14 05:24	110-82-7	
Dibromochloromethane	ND	ug/m3	2.3	1.2	1.34		04/15/14 05:24	124-48-1	
1,2-Dibromoethane (EDB)	ND	ug/m3	2.1	1.0	1.34		04/15/14 05:24	106-93-4	
1,2-Dichlorobenzene	ND	ug/m3	1.6	0.82	1.34		04/15/14 05:24	95-50-1	
1,3-Dichlorobenzene	ND	ug/m3	1.6	0.82	1.34		04/15/14 05:24	541-73-1	
1,4-Dichlorobenzene	ND	ug/m3	1.6	0.82	1.34		04/15/14 05:24	106-46-7	
Dichlorodifluoromethane	**2.0**	ug/m3	1.4	0.67	1.34		04/15/14 05:24	75-71-8	
1,1-Dichloroethane	ND	ug/m3	1.1	0.55	1.34		04/15/14 05:24	75-34-3	
1,2-Dichloroethane	**1.5**	ug/m3	0.55	0.28	1.34		04/15/14 05:24	107-06-2	
1,1-Dichloroethene	ND	ug/m3	1.1	0.54	1.34		04/15/14 05:24	75-35-4	
cis-1,2-Dichloroethene	**2.6**	ug/m3	1.1	0.21	1.34		04/15/14 05:24	156-59-2	
trans-1,2-Dichloroethene	ND	ug/m3	1.1	0.54	1.34		04/15/14 05:24	156-60-5	
1,2-Dichloropropane	ND	ug/m3	1.3	0.63	1.34		04/15/14 05:24	78-87-5	
cis-1,3-Dichloropropene	ND	ug/m3	1.2	0.15	1.34		04/15/14 05:24	10061-01-5	
trans-1,3-Dichloropropene	ND	ug/m3	1.2	0.62	1.34		04/15/14 05:24	10061-02-6	
Dichlorotetrafluoroethane	ND	ug/m3	1.9	0.29	1.34		04/15/14 05:24	76-14-2	
Ethanol	**245**	ug/m3	0.51	0.26	1.34		04/15/14 05:24	64-17-5	E
Ethyl acetate	ND	ug/m3	0.98	0.48	1.34		04/15/14 05:24	141-78-6	
Ethylbenzene	**2.9**	ug/m3	1.2	0.16	1.34		04/15/14 05:24	100-41-4	
4-Ethyltoluene	ND	ug/m3	1.3	0.67	1.34		04/15/14 05:24	622-96-8	
n-Heptane	**3.1**	ug/m3	1.1	0.56	1.34		04/15/14 05:24	142-82-5	
Hexachloro-1,3-butadiene	ND	ug/m3	7.3	1.5	1.34		04/15/14 05:24	87-68-3	
n-Hexane	ND	ug/m3	0.96	0.48	1.34		04/15/14 05:24	110-54-3	
2-Hexanone	**1.4**	ug/m3	1.1	0.56	1.34		04/15/14 05:24	591-78-6	
Methylene Chloride	**6.0**	ug/m3	2.4	0.47	1.34		04/15/14 05:24	75-09-2	
4-Methyl-2-pentanone (MIBK)	ND	ug/m3	1.1	0.56	1.34		04/15/14 05:24	108-10-1	
Methyl-tert-butyl ether	ND	ug/m3	0.98	0.12	1.34		04/15/14 05:24	1634-04-4	
Naphthalene	**5.3**	ug/m3	1.4	0.71	1.34		04/15/14 05:24	91-20-3	
2-Propanol	**708**	ug/m3	3.3	0.12	1.34		04/15/14 05:24	67-63-0	E
Propylene	ND	ug/m3	0.47	0.23	1.34		04/15/14 05:24	115-07-1	
Styrene	ND	ug/m3	1.2	0.58	1.34		04/15/14 05:24	100-42-5	
1,1,2,2-Tetrachloroethane	ND	ug/m3	0.94	0.25	1.34		04/15/14 05:24	79-34-5	

REPORT OF LABORATORY ANALYSIS

This report shall not be reproduced, except in full,
without the written consent of Pace Analytical Services, Inc..

Pace Analytical Services, Inc.
1700 Elm Street - Suite 200
Minneapolis, MN 55414
(612)607-1700

ANALYTICAL RESULTS

Project: 60317420 St. Louis Park Inv.
Pace Project No.: 10262337

Sample: SSV-3 **Lab ID: 10262337001** Collected: 04/01/14 16:50 Received: 04/03/14 16:38 Matrix: Air

Parameters	Results	Units	Report Limit	MDL	DF	Prepared	Analyzed	CAS No.	Qual
TO15 MSV AIR	Analytical Method: TO-15								
Tetrachloroethene	**3.2**	ug/m3	0.92	0.46	1.34		04/15/14 05:24	127-18-4	
Tetrahydrofuran	**1.6**	ug/m3	0.80	0.40	1.34		04/15/14 05:24	109-99-9	
Toluene	**26.8**	ug/m3	1.0	0.51	1.34		04/15/14 05:24	108-88-3	
1,2,4-Trichlorobenzene	ND	ug/m3	2.0	1.0	1.34		04/15/14 05:24	120-82-1	
1,1,1-Trichloroethane	ND	ug/m3	1.5	0.74	1.34		04/15/14 05:24	71-55-6	
1,1,2-Trichloroethane	ND	ug/m3	0.74	0.37	1.34		04/15/14 05:24	79-00-5	
Trichloroethene	**1.6**	ug/m3	0.74	0.37	1.34		04/15/14 05:24	79-01-6	
Trichlorofluoromethane	ND	ug/m3	1.5	0.30	1.34		04/15/14 05:24	75-69-4	
1,1,2-Trichlorotrifluoroethane	ND	ug/m3	2.1	1.1	1.34		04/15/14 05:24	76-13-1	
1,2,4-Trimethylbenzene	**2.7**	ug/m3	1.3	0.67	1.34		04/15/14 05:24	95-63-6	
1,3,5-Trimethylbenzene	ND	ug/m3	1.3	0.17	1.34		04/15/14 05:24	108-67-8	
Vinyl acetate	**3.2**	ug/m3	0.96	0.48	1.34		04/15/14 05:24	108-05-4	
Vinyl chloride	ND	ug/m3	0.35	0.17	1.34		04/15/14 05:24	75-01-4	
m&p-Xylene	**10.5**	ug/m3	2.4	1.2	1.34		04/15/14 05:24	179601-23-1	
o-Xylene	**2.7**	ug/m3	1.2	0.17	1.34		04/15/14 05:24	95-47-6	

REPORT OF LABORATORY ANALYSIS

This report shall not be reproduced, except in full,
without the written consent of Pace Analytical Services, Inc..

Pace Analytical Services, Inc.
1700 Elm Street - Suite 200
Minneapolis, MN 55414
(612)607-1700

QUALITY CONTROL DATA

Project: 60317420 St. Louis Park Inv.
Pace Project No.: 10262337

QC Batch: AIR/19947
QC Batch Method: TO-15
Analysis Method: TO-15
Analysis Description: TO15 MSV AIR Low Level
Associated Lab Samples: 10262337001

METHOD BLANK: 1656583
Matrix: Air
Associated Lab Samples: 10262337001

Parameter	Units	Blank Result	Reporting Limit	Analyzed	Qualifiers
1,1,1-Trichloroethane	ug/m3	ND	1.1	04/14/14 19:31	
1,1,2,2-Tetrachloroethane	ug/m3	ND	0.70	04/14/14 19:31	
1,1,2-Trichloroethane	ug/m3	ND	0.55	04/14/14 19:31	
1,1,2-Trichlorotrifluoroethane	ug/m3	ND	1.6	04/14/14 19:31	
1,1-Dichloroethane	ug/m3	ND	0.82	04/14/14 19:31	
1,1-Dichloroethene	ug/m3	ND	0.81	04/14/14 19:31	
1,2,4-Trichlorobenzene	ug/m3	ND	1.5	04/14/14 19:31	
1,2,4-Trimethylbenzene	ug/m3	ND	1.0	04/14/14 19:31	
1,2-Dibromoethane (EDB)	ug/m3	ND	1.6	04/14/14 19:31	
1,2-Dichlorobenzene	ug/m3	ND	1.2	04/14/14 19:31	
1,2-Dichloroethane	ug/m3	ND	0.41	04/14/14 19:31	
1,2-Dichloropropane	ug/m3	ND	0.94	04/14/14 19:31	
1,3,5-Trimethylbenzene	ug/m3	ND	1.0	04/14/14 19:31	
1,3-Butadiene	ug/m3	ND	0.45	04/14/14 19:31	
1,3-Dichlorobenzene	ug/m3	ND	1.2	04/14/14 19:31	
1,4-Dichlorobenzene	ug/m3	ND	1.2	04/14/14 19:31	
2-Butanone (MEK)	ug/m3	ND	0.60	04/14/14 19:31	
2-Hexanone	ug/m3	ND	0.83	04/14/14 19:31	
2-Propanol	ug/m3	ND	2.5	04/14/14 19:31	
4-Ethyltoluene	ug/m3	ND	1.0	04/14/14 19:31	
4-Methyl-2-pentanone (MIBK)	ug/m3	ND	0.83	04/14/14 19:31	
Acetone	ug/m3	ND	1.2	04/14/14 19:31	
Benzene	ug/m3	ND	0.32	04/14/14 19:31	
Benzyl chloride	ug/m3	ND	1.0	04/14/14 19:31	
Bromodichloromethane	ug/m3	ND	1.4	04/14/14 19:31	
Bromoform	ug/m3	ND	2.1	04/14/14 19:31	
Bromomethane	ug/m3	ND	0.79	04/14/14 19:31	
Carbon disulfide	ug/m3	ND	0.63	04/14/14 19:31	
Carbon tetrachloride	ug/m3	ND	0.64	04/14/14 19:31	
Chlorobenzene	ug/m3	ND	0.94	04/14/14 19:31	
Chloroethane	ug/m3	ND	0.54	04/14/14 19:31	
Chloroform	ug/m3	ND	0.99	04/14/14 19:31	
Chloromethane	ug/m3	ND	0.42	04/14/14 19:31	
cis-1,2-Dichloroethene	ug/m3	ND	0.81	04/14/14 19:31	
cis-1,3-Dichloropropene	ug/m3	ND	0.92	04/14/14 19:31	
Cyclohexane	ug/m3	ND	0.70	04/14/14 19:31	
Dibromochloromethane	ug/m3	ND	1.7	04/14/14 19:31	
Dichlorodifluoromethane	ug/m3	ND	1.0	04/14/14 19:31	
Dichlorotetrafluoroethane	ug/m3	ND	1.4	04/14/14 19:31	
Ethanol	ug/m3	ND	0.38	04/14/14 19:31	
Ethyl acetate	ug/m3	ND	0.73	04/14/14 19:31	
Ethylbenzene	ug/m3	ND	0.88	04/14/14 19:31	
Hexachloro-1,3-butadiene	ug/m3	ND	5.4	04/14/14 19:31	

REPORT OF LABORATORY ANALYSIS

This report shall not be reproduced, except in full,
without the written consent of Pace Analytical Services, Inc..

Pace Analytical Services, Inc.
1700 Elm Street - Suite 200
Minneapolis, MN 55414
(612)607-1700

QUALITY CONTROL DATA

Project: 60317420 St. Louis Park Inv.
Pace Project No.: 10262337

METHOD BLANK: 1656583 Matrix: Air
Associated Lab Samples: 10262337001

Parameter	Units	Blank Result	Reporting Limit	Analyzed	Qualifiers
m&p-Xylene	ug/m3	ND	1.8	04/14/14 19:31	
Methyl-tert-butyl ether	ug/m3	ND	0.73	04/14/14 19:31	
Methylene Chloride	ug/m3	ND	1.8	04/14/14 19:31	
n-Heptane	ug/m3	ND	0.83	04/14/14 19:31	
n-Hexane	ug/m3	ND	0.72	04/14/14 19:31	
Naphthalene	ug/m3	ND	1.1	04/14/14 19:31	
o-Xylene	ug/m3	ND	0.88	04/14/14 19:31	
Propylene	ug/m3	ND	0.35	04/14/14 19:31	
Styrene	ug/m3	ND	0.87	04/14/14 19:31	
Tetrachloroethene	ug/m3	ND	0.69	04/14/14 19:31	
Tetrahydrofuran	ug/m3	ND	0.60	04/14/14 19:31	
Toluene	ug/m3	ND	0.77	04/14/14 19:31	
trans-1,2-Dichloroethene	ug/m3	ND	0.81	04/14/14 19:31	
trans-1,3-Dichloropropene	ug/m3	ND	0.92	04/14/14 19:31	
Trichloroethene	ug/m3	ND	0.55	04/14/14 19:31	
Trichlorofluoromethane	ug/m3	ND	1.1	04/14/14 19:31	
Vinyl acetate	ug/m3	ND	0.72	04/14/14 19:31	
Vinyl chloride	ug/m3	ND	0.26	04/14/14 19:31	

LABORATORY CONTROL SAMPLE: 1656584

Parameter	Units	Spike Conc.	LCS Result	LCS % Rec	% Rec Limits	Qualifiers
1,1,1-Trichloroethane	ug/m3	55.5	54.1	97	72-128	
1,1,2,2-Tetrachloroethane	ug/m3	69.8	65.3	94	72-136	
1,1,2-Trichloroethane	ug/m3	55.5	54.0	97	72-130	
1,1,2-Trichlorotrifluoroethane	ug/m3	77.9	77.7	100	68-126	
1,1-Dichloroethane	ug/m3	41.2	39.6	96	68-128	
1,1-Dichloroethene	ug/m3	40.3	39.7	98	68-130	
1,2,4-Trichlorobenzene	ug/m3	75.5	82.3	109	30-150	
1,2,4-Trimethylbenzene	ug/m3	50	47.2	94	71-140	
1,2-Dibromoethane (EDB)	ug/m3	78.1	82.0	105	73-136	
1,2-Dichlorobenzene	ug/m3	61.2	61.4	100	63-150	
1,2-Dichloroethane	ug/m3	41.2	42.3	103	71-132	
1,2-Dichloropropane	ug/m3	47	47.7	101	72-130	
1,3,5-Trimethylbenzene	ug/m3	50	43.3	87	73-136	
1,3-Butadiene	ug/m3	22.5	20.8	92	72-130	
1,3-Dichlorobenzene	ug/m3	61.2	62.3	102	69-142	
1,4-Dichlorobenzene	ug/m3	61.2	58.7	96	65-142	
2-Butanone (MEK)	ug/m3	30	32.6	109	71-135	
2-Hexanone	ug/m3	41.7	47.6	114	75-133	
2-Propanol	ug/m3	25	29.8	119	68-135	
4-Ethyltoluene	ug/m3	50	46.3	93	73-134	
4-Methyl-2-pentanone (MIBK)	ug/m3	41.7	45.3	109	72-137	
Acetone	ug/m3	24.2	30.9	128	68-136	
Benzene	ug/m3	32.5	34.2	105	69-134	

REPORT OF LABORATORY ANALYSIS

This report shall not be reproduced, except in full,
without the written consent of Pace Analytical Services, Inc..

Pace Analytical Services, Inc.
1700 Elm Street - Suite 200
Minneapolis, MN 55414
(612)607-1700

QUALITY CONTROL DATA

Project: 60317420 St. Louis Park Inv.
Pace Project No.: 10262337

LABORATORY CONTROL SAMPLE: 1656584

Parameter	Units	Spike Conc.	LCS Result	LCS % Rec	% Rec Limits	Qualifiers
Benzyl chloride	ug/m3	52.5	63.3	121	71-136	
Bromodichloromethane	ug/m3	68.2	68.6	101	74-129	
Bromoform	ug/m3	105	111	105	69-138	
Bromomethane	ug/m3	39.5	36.6	93	68-127	
Carbon disulfide	ug/m3	31.7	30.1	95	68-130	
Carbon tetrachloride	ug/m3	64	66.0	103	66-134	
Chlorobenzene	ug/m3	46.8	46.3	99	72-137	
Chloroethane	ug/m3	26.8	24.4	91	69-128	
Chloroform	ug/m3	49.7	47.4	95	72-127	
Chloromethane	ug/m3	21	20.6	98	69-125	
cis-1,2-Dichloroethene	ug/m3	40.3	39.4	98	71-135	
cis-1,3-Dichloropropene	ug/m3	46.2	47.5	103	74-134	
Cyclohexane	ug/m3	35	31.9	91	72-130	
Dibromochloromethane	ug/m3	86.6	91.5	106	73-133	
Dichlorodifluoromethane	ug/m3	50.3	47.7	95	69-125	
Dichlorotetrafluoroethane	ug/m3	71.1	70.5	99	68-128	
Ethanol	ug/m3	19.2	18.1	94	70-134	
Ethyl acetate	ug/m3	36.6	39.1	107	71-134	
Ethylbenzene	ug/m3	44.2	41.9	95	73-139	
Hexachloro-1,3-butadiene	ug/m3	108	115	106	30-150	
m&p-Xylene	ug/m3	44.2	41.4	94	73-139	
Methyl-tert-butyl ether	ug/m3	36.7	35.5	97	72-132	
Methylene Chloride	ug/m3	35.3	28.8	82	64-134	
n-Heptane	ug/m3	41.7	39.7	95	70-130	
n-Hexane	ug/m3	35.8	35.5	99	69-128	
Naphthalene	ug/m3	53.3	59.4	111	61-150	
o-Xylene	ug/m3	44.2	41.3	93	71-138	
Propylene	ug/m3	17.5	15.6	89	69-133	
Styrene	ug/m3	43.3	47.7	110	74-136	
Tetrachloroethene	ug/m3	69	66.8	97	69-136	
Tetrahydrofuran	ug/m3	30	27.9	93	73-131	
Toluene	ug/m3	38.3	37.9	99	67-133	
trans-1,2-Dichloroethene	ug/m3	40.3	41.4	103	70-131	
trans-1,3-Dichloropropene	ug/m3	46.2	50.8	110	72-135	
Trichloroethene	ug/m3	54.6	53.4	98	70-135	
Trichlorofluoromethane	ug/m3	57.1	55.9	98	67-125	
Vinyl acetate	ug/m3	35.8	40.3	112	72-133	
Vinyl chloride	ug/m3	26	24.0	92	69-132	

SAMPLE DUPLICATE: 1657878

Parameter	Units	10262337001 Result	Dup Result	RPD	Max RPD	Qualifiers
1,1,1-Trichloroethane	ug/m3	ND	.84J		25	
1,1,2,2-Tetrachloroethane	ug/m3	ND	ND		25	
1,1,2-Trichloroethane	ug/m3	ND	ND		25	
1,1,2-Trichlorotrifluoroethane	ug/m3	ND	ND		25	
1,1-Dichloroethane	ug/m3	ND	ND		25	

REPORT OF LABORATORY ANALYSIS

This report shall not be reproduced, except in full,
without the written consent of Pace Analytical Services, Inc..

Pace Analytical Services, Inc.
1700 Elm Street - Suite 200
Minneapolis, MN 55414
(612)607-1700

QUALITY CONTROL DATA

Project: 60317420 St. Louis Park Inv.
Pace Project No.: 10262337

SAMPLE DUPLICATE: 1657878

Parameter	Units	10262337001 Result	Dup Result	RPD	Max RPD	Qualifiers
1,1-Dichloroethene	ug/m3	ND	ND		25	
1,2,4-Trichlorobenzene	ug/m3	ND	ND		25	
1,2,4-Trimethylbenzene	ug/m3	2.7	2.1	22	25	
1,2-Dibromoethane (EDB)	ug/m3	ND	ND		25	
1,2-Dichlorobenzene	ug/m3	ND	ND		25	
1,2-Dichloroethane	ug/m3	1.5	1.6	4	25	
1,2-Dichloropropane	ug/m3	ND	ND		25	
1,3,5-Trimethylbenzene	ug/m3	ND	ND		25	
1,3-Butadiene	ug/m3	ND	ND		25	
1,3-Dichlorobenzene	ug/m3	ND	ND		25	
1,4-Dichlorobenzene	ug/m3	ND	ND		25	
2-Butanone (MEK)	ug/m3	3.7	4.8	24	25	
2-Hexanone	ug/m3	1.4	1.2	16	25	
2-Propanol	ug/m3	708	709	.1	25	E
4-Ethyltoluene	ug/m3	ND	ND		25	
4-Methyl-2-pentanone (MIBK)	ug/m3	ND	ND		25	
Acetone	ug/m3	347	360	3	25	E
Benzene	ug/m3	0.67	0.58	14	25	
Benzyl chloride	ug/m3	ND	ND		25	
Bromodichloromethane	ug/m3	ND	ND		25	
Bromoform	ug/m3	ND	ND		25	
Bromomethane	ug/m3	ND	ND		25	
Carbon disulfide	ug/m3	ND	ND		25	
Carbon tetrachloride	ug/m3	ND	ND		25	
Chlorobenzene	ug/m3	ND	ND		25	
Chloroethane	ug/m3	ND	ND		25	
Chloroform	ug/m3	ND	ND		25	
Chloromethane	ug/m3	ND	ND		25	
cis-1,2-Dichloroethene	ug/m3	2.6	3.1	20	25	
cis-1,3-Dichloropropene	ug/m3	ND	ND		25	
Cyclohexane	ug/m3	ND	ND		25	
Dibromochloromethane	ug/m3	ND	ND		25	
Dichlorodifluoromethane	ug/m3	2.0	2.4	16	25	
Dichlorotetrafluoroethane	ug/m3	ND	ND		25	
Ethanol	ug/m3	245	262	7	25	E
Ethyl acetate	ug/m3	ND	ND		25	
Ethylbenzene	ug/m3	2.9	2.9	2	25	
Hexachloro-1,3-butadiene	ug/m3	ND	ND		25	
m&p-Xylene	ug/m3	10.5	11.2	6	25	
Methyl-tert-butyl ether	ug/m3	ND	ND		25	
Methylene Chloride	ug/m3	6.0	6.3	5	25	
n-Heptane	ug/m3	3.1	3.1	.5	25	
n-Hexane	ug/m3	ND	ND		25	
Naphthalene	ug/m3	5.3	4.8	10	25	
o-Xylene	ug/m3	2.7	2.3	16	25	
Propylene	ug/m3	ND	ND		25	
Styrene	ug/m3	ND	ND		25	
Tetrachloroethene	ug/m3	3.2	2.9	11	25	

REPORT OF LABORATORY ANALYSIS

This report shall not be reproduced, except in full,
without the written consent of Pace Analytical Services, Inc..

Pace Analytical Services, Inc.
1700 Elm Street - Suite 200
Minneapolis, MN 55414
(612)607-1700

QUALITY CONTROL DATA

Project: 60317420 St. Louis Park Inv.
Pace Project No.: 10262337

SAMPLE DUPLICATE: 1657878

Parameter	Units	10262337001 Result	Dup Result	RPD	Max RPD	Qualifiers
Tetrahydrofuran	ug/m3	1.6	1.8	10	25	
Toluene	ug/m3	26.8	25.8	4	25	
trans-1,2-Dichloroethene	ug/m3	ND	.91J		25	
trans-1,3-Dichloropropene	ug/m3	ND	ND		25	
Trichloroethene	ug/m3	1.6	1.8	9	25	
Trichlorofluoromethane	ug/m3	ND	ND		25	
Vinyl acetate	ug/m3	3.2	3.6	14	25	
Vinyl chloride	ug/m3	ND	ND		25	

This report shall not be reproduced, except in full,
without the written consent of Pace Analytical Services, Inc..

Pace Analytical Services, Inc.
1700 Elm Street - Suite 200
Minneapolis, MN 55414
(612)607-1700

QUALIFIERS

Project: 60317420 St. Louis Park Inv.
Pace Project No.: 10262337

DEFINITIONS

DF - Dilution Factor, if reported, represents the factor applied to the reported data due to changes in sample preparation, dilution of the sample aliquot, or moisture content.

ND - Not Detected at or above adjusted reporting limit.

J - Estimated concentration above the adjusted method detection limit and below the adjusted reporting limit.

MDL - Adjusted Method Detection Limit.

PRL - Pace Reporting Limit.

RL - Reporting Limit.

S - Surrogate

1,2-Diphenylhydrazine (8270 listed analyte) decomposes to Azobenzene.

Consistent with EPA guidelines, unrounded data are displayed and have been used to calculate % recovery and RPD values.

LCS(D) - Laboratory Control Sample (Duplicate)

MS(D) - Matrix Spike (Duplicate)

DUP - Sample Duplicate

RPD - Relative Percent Difference

NC - Not Calculable.

SG - Silica Gel - Clean-Up

U - Indicates the compound was analyzed for, but not detected.

N-Nitrosodiphenylamine decomposes and cannot be separated from Diphenylamine using Method 8270. The result reported for each analyte is a combined concentration.

Pace Analytical is TNI accredited. Contact your Pace PM for the current list of accredited analytes.

TNI - The NELAC Institute.

SAMPLE QUALIFIERS

Sample: 10262337001

[1] The internal standard recoveries associated with this sample exceed the lower control limit. The reported results should be considered estimated values.

[2] The Total Hydrocarbon (THC) pattern is evenly distributed throughout the chromatogram (before and after toluene).

Sample: 1657878

[1] The internal standard recoveries associated with this sample exceed the lower control limit. The reported results should be considered estimated values.

ANALYTE QUALIFIERS

E Analyte concentration exceeded the calibration range. The reported result is estimated.

This report shall not be reproduced, except in full,
without the written consent of Pace Analytical Services, Inc..

Pace Analytical Services, Inc.
1700 Elm Street - Suite 200
Minneapolis, MN 55414
(612)607-1700

QUALITY CONTROL DATA CROSS REFERENCE TABLE

Project: 60317420 St. Louis Park Inv.
Pace Project No.: 10262337

Lab ID	Sample ID	QC Batch Method	QC Batch	Analytical Method	Analytical Batch
10262337001	**SSV-3**	TO-15	AIR/19947		

This report shall not be reproduced, except in full,
without the written consent of Pace Analytical Services, Inc..

10262337

Pace Analytical®
www.pacelabs.com

AIR: CHAIN-OF-CUSTODY / Analytical Request Document

The Chain-of-Custody is a LEGAL DOCUMENT. All relevant fields must be completed accurately.

12904 Page: 1 of 1

Section A Required Client Information:

Company: AECOM
Address: 800 LaSalle Ave. Suite 500 Minneapolis, MN 55402
Email To: tony.congell@aecom.com
Phone: 612-370-2000 Fax:
Requested Due Date/TAT: Std

Section B Required Project Information:

Report To: Tony Congell
Copy To:
Purchase Order No.:
Project Name: St. Louis Park Inv.
Project Number: 60317420

Section C Invoice Information:

Attention: Same
Company Name:
Address:
Pace Quote Reference:
Pace Project Manager/Sales Rep. Carol Davy
Pace Profile #:

Program: UST / Superfund / Emissions / Clean Air Act / Voluntary Clean Up / Dry Clean / RCRA / Other____

Location of Sampling by State: MN

Reporting Units: ug/m³___ mg/m³___ PPBV___ PPMV___ Other___

Report Level II.___ III.___ IV.___ Other___

Section D Required Client Information

AIR SAMPLE ID
Sample IDs MUST BE UNIQUE

Valid Media Codes

MEDIA	CODE
Tedlar Bag	TB
1 Liter Summa Can	1LC
6 Liter Summa Can	6LC
Low Volume Puff	LVP
High Volume Puff	HVP
Other	PM10

ITEM #	Section D Required Client Information: AIR SAMPLE ID (Sample IDs MUST BE UNIQUE)	MEDIA CODE	PID Reading (Client only)	COLLECTED: COMPOSITE START END/GRAB DATE	COLLECTED: COMPOSITE START END/GRAB TIME	COLLECTED: COMPOSITE - DATE	COLLECTED: COMPOSITE - TIME	Canister Pressure (Initial Field - psig)	Canister Pressure (Final Field - psig)	Summa Can Number	Flow Control Number	Method: PM10	3C- Fixed Gas (%)	TO-3	TO-3M (Methane)	TO-4 (PCBs)	TO-13 (PAH)	TO-14	TO-15	TO15 Short List*	Pace Lab ID
1	SSV-3	6LC		4-1-14	1550	4-1-14	1650	-28	0	2089									X		001
2																					
3																					
4																					
5																					
6																					
7																					
8																					
9																					
10																					
11																					
12																					

Comments :

RELINQUISHED BY / AFFILIATION	DATE	TIME	ACCEPTED BY / AFFILIATION	DATE	TIME
Ben Klaus / AECOM	4-3-14	1638	[signature]	4-3-14	16:38

SAMPLE CONDITIONS

Temp in °C	Received on Ice	Custody Sealed Cooler	Samples Intact
	Y/N	Y/N	Y/N
	Y/N	Y/N	Y/N
	Y/N	Y/N	Y/N
	Y/N	Y/N	Y/N

SAMPLER NAME AND SIGNATURE

PRINT Name of SAMPLER: Ben Klaus
SIGNATURE of SAMPLER: [signature]
DATE Signed (MM / DD / YY) 4-3-14

ORIGINAL

Pace Analytical	Document Name: Air Sample Condition Upon Receipt	Document Revised: 26Dec2013 Page 1 of 1
	Document No.: F-MN-A-106-rev.09	Issuing Authority: Pace Minnesota Quality Office

Air Sample Condition Upon Receipt

Client Name: Aecom

Project #: WO# : 10262337

10262337

Courier: ☐ Fed Ex ☐ UPS ☐ USPS ☒ Client ☐ Commercial ☐ Pace ☐ Other: _____

Tracking Number: _____

Custody Seal on Cooler/Box Present? ☐ Yes ☒ No **Seals Intact?** ☐ Yes ☒ No

Optional: Proj. Due Date: Proj. Name:

Packing Material: ☒ Bubble Wrap ☐ Bubble Bags ☒ Foam ☐ None ☐ Other: _____ **Temp Blank rec:** ☐ Yes ☒ No

Temp. (TO17 and TO13 samples only) (°C): _____ **Corrected Temp (°C):** _____ **Thermom. Used:** ☐ B88A912167504 ☐ B88A9132521491 ☐ 72337080 ☐ 80512447

Temp should be above freezing to 6°C **Correction Factor:** _____ **Date & Initials of Person Examining Contents:** 4/4/14

Type of Ice Received ☐ Blue ☐ Wet ☒ None

				Comments:
Chain of Custody Present?	☒ Yes	☐ No	☐ N/A	1.
Chain of Custody Filled Out?	☒ Yes	☐ No	☐ N/A	2.
Chain of Custody Relinquished?	☒ Yes	☐ No	☐ N/A	3.
Sampler Name and/or Signature on COC?	☒ Yes	☐ No	☐ N/A	4.
Samples Arrived within Hold Time?	☒ Yes	☐ No	☐ N/A	5.
Short Hold Time Analysis (<72 hr)?	☐ Yes	☒ No	☐ N/A	6.
Rush Turn Around Time Requested?	☐ Yes	☒ No	☐ N/A	7.
Sufficient Volume?	☒ Yes	☐ No	☐ N/A	8.
Correct Containers Used?	☒ Yes	☐ No	☐ N/A	9.
-Pace Containers Used?	☒ Yes	☐ No	☐ N/A	
Containers Intact?	☒ Yes	☐ No	☐ N/A	10.
Media: Air Can				11.
Sample Labels Match COC?	☒ Yes	☐ No	☐ N/A	12.

Samples Received:

Canisters		Flow Controllers		Stand Alone G	
Sample Number	Can ID	Sample Number	Can ID	Sample Number	Can ID
SSV-3	2089		0705		

CLIENT NOTIFICATION/RESOLUTION **Field Data Required?** ☐ Yes ☐ No

Person Contacted: _____ Date/Time: _____

Comments/Resolution: _____

Project Manager Review: CMD **Date:** 4/4/14

Note: Whenever there is a discrepancy affecting North Carolina compliance samples, a copy of this form will be sent to the North Carolina DEHNR Certification Office (i.e out of hold, incorrect preservative, out of temp, incorrect containers)

Data File: \\192.168.10.12\chem\10air0.i\041414.b\10442.D
Report Date: 16-Apr-2014 13:54

Pace Analytical Services, Inc.

TENTATIVELY IDENTIFIED COMPOUNDS

Client Name:
Lab Smp Id: 10262337001
Operator : JAM
Sample Location:
Sample Matrix: AIR
Analysis Type: VOA
Inj Date: 15-APR-2014 05:24

Client SDG: 041414.b

Sample Date:
Sample Point:
Date Received:
Level: LOW

Number TICs found: 10

CONCENTRATION UNITS:
(ug/L or ug/KG) ppbv

	CAS NUMBER	COMPOUND NAME	RT	EST. CONC.	Q
1.		Unknown	6.178	7.44	J
2.	541-05-9	Cyclotrisiloxane, hexamethy	8.274	44.0	NJ
3.		Unknown	11.959	10.0	J
4.	124-18-5	Decane	13.448	34.3	NJ
5.		Unknown	13.553	40.3	J
6.		Unknown	13.950	142	J
7.		Unknown	14.279	30.2	J
8.	124-18-5	Decane	14.707	43.6	NJ
9.	54676-39-0	Cyclohexane, 2-butyl-1,1,3-	15.284	31.4	NJ
10.		Unknown	15.451	45.3	J

Data File: \\192.168.10.12\chem\10air0.i\041414.b\10442.D
Report Date: 16-Apr-2014 13:54

Pace Analytical Services, Inc.

TO15 Analysis (UNIX)

Data file : \\192.168.10.12\chem\10air0.i\041414.b\10442.D
Lab Smp Id: 10262337001
Inj Date : 15-APR-2014 05:24
Operator : JAM Inst ID: 10air0.i
Smp Info :
Misc Info : 19947
Comment : Volatile Organic COMPOUNDS in Air
Method : \\192.168.10.12\chem\10air0.i\041414.b\TO15_104-14.m
Meth Date : 15-Apr-2014 13:57 jmasterman Quant Type: ISTD
Cal Date : 14-APR-2014 17:27 Cal File: 10416.D
Als bottle: 38
Dil Factor: 1.34000
Integrator: HP RTE Compound Sublist: all.sub
Target Version: 4.14

Concentration Formula: Amt * DF * Uf * CpndVariable

Name	Value	Description
DF	1.340	Dilution Factor
Uf	1.000	ng unit correction factor
Cpnd Variable		Local Compound Variable

ISTD	RT	AREA	AMOUNT
* 43 1,4-Difluorobenzene	6.097	134345	10.000
* 61 Chlorobenzene - d5	9.186	60599	10.000

		CONCENTRATIONS			QUANT		
RT	AREA	ON-COL(ppbv)	FINAL(ppbv)	QUAL	LIBRARY	LIB ENTRY	CPND #
Unknown				CAS #:			
6.178	74562	5.55001612	7.44	0		0	43
Cyclotrisiloxane, hexamethyl-				CAS #: 541-05-9			
8.274	199056	32.8476037	44.0	91	NIST05.L	73121	61
Unknown				CAS #:			
11.959	45416	7.49436512	10.0	0		0	61
Decane				CAS #: 124-18-5			
13.448	155032	25.5828040	34.3	83	NIST05.L	18486	61
Unknown				CAS #:			
13.553	182323	30.0862686	40.3	0		0	61

Data File: \\192.168.10.12\chem\10air0.i\041414.b\10442.D
Report Date: 16-Apr-2014 13:54

RT	AREA	CONCENTRATIONS ON-COL(ppbv)	CONCENTRATIONS FINAL(ppbv)	QUAL	QUANT LIBRARY	QUANT LIB ENTRY	CPND #
Unknown				CAS #:			
13.950	643376	106.167621	142	0		0	61
Unknown				CAS #:			
14.279	136522	22.5283587	30.2	0		0	61
Decane				CAS #:	124-18-5		
14.707	197174	32.5370183	43.6	90	NIST05.L	18488	61
Cyclohexane, 2-butyl-1,1,3-trimethyl-				CAS #:	54676-39-0		
15.284	141781	23.3962844	31.4	91	NIST05.L	44646	61
Unknown				CAS #:			
15.451	204717	33.7817653	45.3	0		0	61

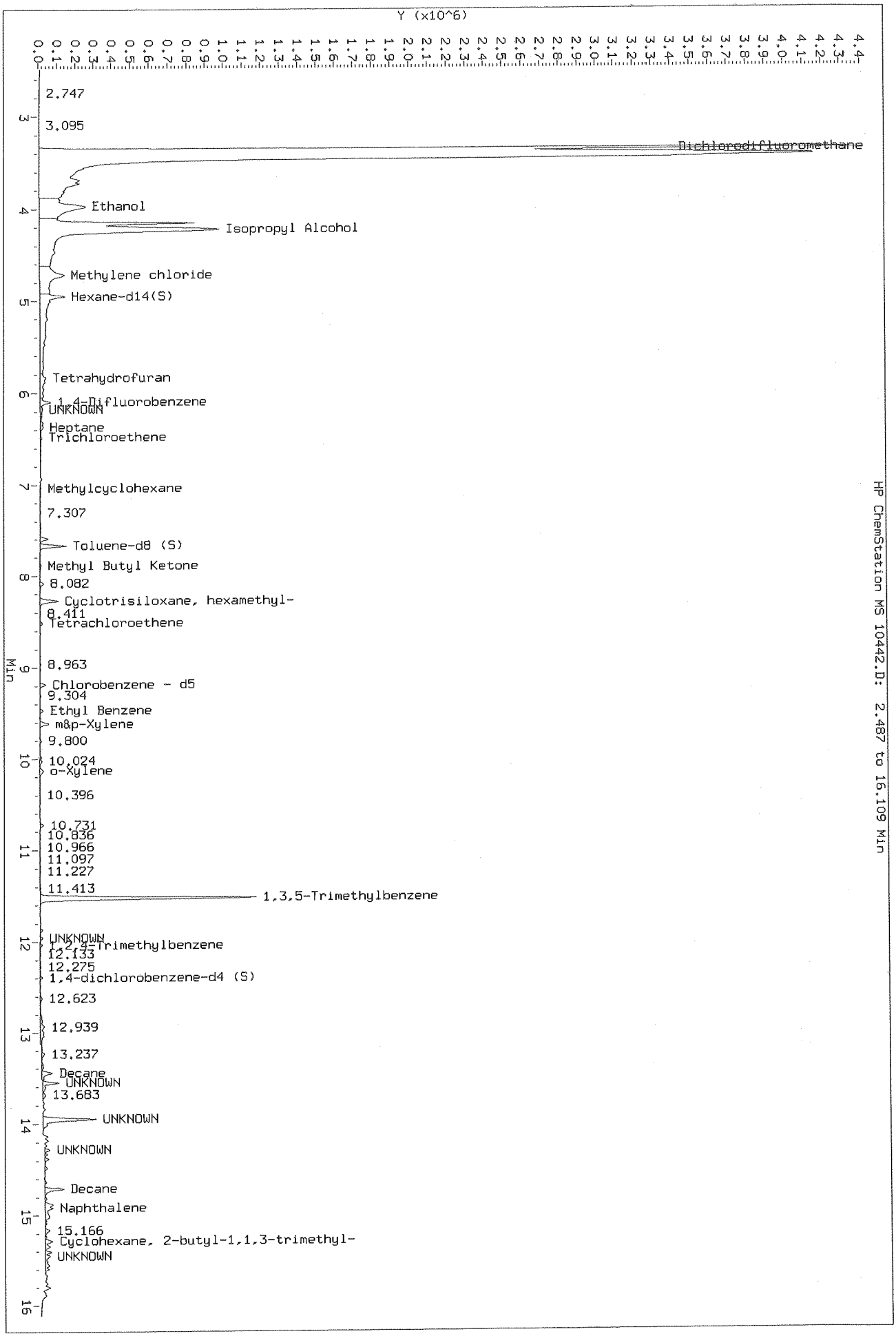

Data File: \\192.168.10.12\chem\10air0.i\041414.b\10442.D
Injection Date: 15-APR-2014 05:24
Instrument: 10air0.i
Client Sample ID:

Pace Analytical Services, Inc.
1700 Elm Street - Suite 200
Minneapolis, MN 55414
(612)607-1700

April 18, 2014

Tony Coryell
AECOM
800 LaSalle Avenue
Minneapolis, MN 55402

RE: Project: 60317400 St. Louis Park Inv.
Pace Project No.: 10262336

Dear Tony Coryell:
Enclosed are the analytical results for sample(s) received by the laboratory on April 03, 2014. The results relate only to the samples included in this report. Results reported herein conform to the most current TNI standards and the laboratory's Quality Assurance Manual, where applicable, unless otherwise noted in the body of the report.

If you have any questions concerning this report, please feel free to contact me.

Sincerely,

Carol Davy
carol.davy@pacelabs.com
Project Manager

Enclosures

REPORT OF LABORATORY ANALYSIS

This report shall not be reproduced, except in full,
without the written consent of Pace Analytical Services, Inc..

Pace Analytical Services, Inc.
1700 Elm Street - Suite 200
Minneapolis, MN 55414
(612)607-1700

CERTIFICATIONS

Project: 60317400 St. Louis Park Inv.
Pace Project No.: 10262336

Minnesota Certification IDs

1700 Elm Street SE Suite 200, Minneapolis, MN 55414
A2LA Certification #: 2926.01
Alabama Certification #40770
Alabama Certification #40770
Alaska Certification #: UST-078
Alaska Certification #MN00064
Arizona Certification #: AZ-0014
Arkansas Certification #: 88-0680
California Certification #: 01155CA
Colorado Certification #Pace
Connecticut Certification #: PH-0256
EPA Region 8 Certification #: 8TMS-L
Florida/NELAP Certification #: E87605
Guam Certification #: Pace
Georgia Certification #: 959
Idaho Certification #: MN00064
Hawaii Certification #MN00064
Illinois Certification #: 200011
Indiana Certification#C-MN-01
Iowa Certification #: 368
Kansas Certification #: E-10167
Kentucky Dept of Envi. Protection - DW #90062
Kentucky Dept of Envi. Protection - WW #:90062
Louisiana DEQ Certification #: 3086
Louisiana DHH #: LA140001
Maine Certification #: 2013011
Maryland Certification #: 322
Michigan DEPH Certification #: 9909
Minnesota Certification #: 027-053-137
Mississippi Certification #: Pace
Montana Certification #: MT0092
Nebraska Certification #: Pace
New York Certification #: 11647
North Carolina Certification #: 530
North Carolina State Public Health #: 27700
North Dakota Certification #: R-036
Ohio EPA #: 4150
Ohio VAP Certification #: CL101
Oklahoma Certification #: 9507
Oregon Certification #: MN200001
Oregon Certification #: MN300001
Pennsylvania Certification #: 68-00563
Puerto Rico Certification
Saipan (CNMI) #:MP0003
South Carolina #:74003001
Texas Certification #: T104704192
Tennessee Certification #: 02818
Utah Certification #: MN000642013-4
Virginia DGS Certification #: 251
Virginia/VELAP Certification #: Pace
Washington Certification #: C486
Wisconsin Certification #: 999407970
West Virginia Certification #: 382
West Virginia TO-15 Approval
West Virginia DHHR #:9952C

This report shall not be reproduced, except in full,
without the written consent of Pace Analytical Services, Inc..

Pace Analytical Services, Inc.
1700 Elm Street - Suite 200
Minneapolis, MN 55414
(612)607-1700

SAMPLE SUMMARY

Project: 60317400 St. Louis Park Inv.
Pace Project No.: 10262336

Lab ID	Sample ID	Matrix	Date Collected	Date Received
10262336001	**SSV-5**	Air	04/03/14 14:25	04/03/14 16:38

REPORT OF LABORATORY ANALYSIS

This report shall not be reproduced, except in full,
without the written consent of Pace Analytical Services, Inc..

Pace Analytical Services, Inc.
1700 Elm Street - Suite 200
Minneapolis, MN 55414
(612)607-1700

SAMPLE ANALYTE COUNT

Project: 60317400 St. Louis Park Inv.
Pace Project No.: 10262336

Lab ID	Sample ID	Method	Analysts	Analytes Reported
10262336001	**SSV-5**	TO-15	DR1	61

This report shall not be reproduced, except in full,
without the written consent of Pace Analytical Services, Inc..

Pace Analytical Services, Inc.
1700 Elm Street - Suite 200
Minneapolis, MN 55414
(612)607-1700

PROJECT NARRATIVE

Project: 60317400 St. Louis Park Inv.
Pace Project No.: 10262336

Method: **TO-15**
Description: TO15 MSV AIR
Client: AECOM
Date: April 18, 2014

General Information:
1 sample was analyzed for TO-15. All samples were received in acceptable condition with any exceptions noted below.

Hold Time:
The samples were analyzed within the method required hold times with any exceptions noted below.

Initial Calibrations (including MS Tune as applicable):
All criteria were within method requirements with any exceptions noted below.

Continuing Calibration:
All criteria were within method requirements with any exceptions noted below.

Internal Standards:
All internal standards were within QC limits with any exceptions noted below.

Surrogates:
All surrogates were within QC limits with any exceptions noted below.

Method Blank:
All analytes were below the report limit in the method blank, where applicable, with any exceptions noted below.

Laboratory Control Spike:
All laboratory control spike compounds were within QC limits with any exceptions noted below.

Matrix Spikes:
All percent recoveries and relative percent differences (RPDs) were within acceptance criteria with any exceptions noted below.

Duplicate Sample:
All duplicate sample results were within method acceptance criteria with any exceptions noted below.

QC Batch: AIR/19977

R1: RPD value was outside control limits.
- DUP (Lab ID: 1659589)
  - Methylene Chloride

Additional Comments:

Sample Comments:

K1: The Total Hydrocarbon (THC) pattern occured in the first half of the chromatogram (before toluene).
- SSV-5 (Lab ID: 10262336001)

This report shall not be reproduced, except in full,
without the written consent of Pace Analytical Services, Inc..

Pace Analytical Services, Inc.
1700 Elm Street - Suite 200
Minneapolis, MN 55414
(612)607-1700

PROJECT NARRATIVE

Project: 60317400 St. Louis Park Inv.
Pace Project No.: 10262336

Method: **TO-15**
Description: TO15 MSV AIR
Client: AECOM
Date: April 18, 2014

Analyte Comments:

QC Batch: AIR/19977

E: Analyte concentration exceeded the calibration range. The reported result is estimated.

- SSV-5 (Lab ID: 10262336001)
  - 2-Propanol
  - Ethanol
  - Acetone

This data package has been reviewed for quality and completeness and is approved for release.

This report shall not be reproduced, except in full,
without the written consent of Pace Analytical Services, Inc..

Pace Analytical Services, Inc.
1700 Elm Street - Suite 200
Minneapolis, MN 55414
(612)607-1700

ANALYTICAL RESULTS

Project: 60317400 St. Louis Park Inv.
Pace Project No.: 10262336

Sample: SSV-5 **Lab ID: 10262336001** Collected: 04/03/14 14:25 Received: 04/03/14 16:38 Matrix: Air

Parameters	Results	Units	Report Limit	MDL	DF	Prepared	Analyzed	CAS No.	Qual
TO15 MSV AIR	Analytical Method: TO-15								
Acetone	**199**	ug/m3	0.67	0.33	1.39		04/17/14 22:18	67-64-1	E
Benzene	ND	ug/m3	0.45	0.16	1.39		04/17/14 22:18	71-43-2	
Benzyl chloride	ND	ug/m3	3.7	0.73	1.39		04/17/14 22:18	100-44-7	
Bromodichloromethane	ND	ug/m3	1.9	0.25	1.39		04/17/14 22:18	75-27-4	
Bromoform	ND	ug/m3	2.9	0.41	1.39		04/17/14 22:18	75-25-2	
Bromomethane	ND	ug/m3	1.1	0.14	1.39		04/17/14 22:18	74-83-9	
1,3-Butadiene	ND	ug/m3	0.63	0.12	1.39		04/17/14 22:18	106-99-0	
2-Butanone (MEK)	**4.7**	ug/m3	0.83	0.18	1.39		04/17/14 22:18	78-93-3	
Carbon disulfide	ND	ug/m3	0.88	0.099	1.39		04/17/14 22:18	75-15-0	
Carbon tetrachloride	ND	ug/m3	0.89	0.25	1.39		04/17/14 22:18	56-23-5	
Chlorobenzene	ND	ug/m3	1.3	0.15	1.39		04/17/14 22:18	108-90-7	
Chloroethane	ND	ug/m3	0.75	0.19	1.39		04/17/14 22:18	75-00-3	
Chloroform	ND	ug/m3	1.4	0.25	1.39		04/17/14 22:18	67-66-3	
Chloromethane	ND	ug/m3	0.58	0.075	1.39		04/17/14 22:18	74-87-3	
Cyclohexane	ND	ug/m3	0.97	0.18	1.39		04/17/14 22:18	110-82-7	
Dibromochloromethane	ND	ug/m3	2.4	0.38	1.39		04/17/14 22:18	124-48-1	
1,2-Dibromoethane (EDB)	ND	ug/m3	2.2	0.33	1.39		04/17/14 22:18	106-93-4	
1,2-Dichlorobenzene	ND	ug/m3	1.7	0.20	1.39		04/17/14 22:18	95-50-1	
1,3-Dichlorobenzene	ND	ug/m3	1.7	0.32	1.39		04/17/14 22:18	541-73-1	
1,4-Dichlorobenzene	ND	ug/m3	1.7	0.28	1.39		04/17/14 22:18	106-46-7	
Dichlorodifluoromethane	**2.8**	ug/m3	1.4	0.15	1.39		04/17/14 22:18	75-71-8	
1,1-Dichloroethane	ND	ug/m3	1.1	0.19	1.39		04/17/14 22:18	75-34-3	
1,2-Dichloroethane	ND	ug/m3	0.57	0.17	1.39		04/17/14 22:18	107-06-2	
1,1-Dichloroethene	ND	ug/m3	1.1	0.14	1.39		04/17/14 22:18	75-35-4	
cis-1,2-Dichloroethene	ND	ug/m3	1.1	0.16	1.39		04/17/14 22:18	156-59-2	
trans-1,2-Dichloroethene	ND	ug/m3	1.1	0.23	1.39		04/17/14 22:18	156-60-5	
1,2-Dichloropropane	ND	ug/m3	1.3	0.21	1.39		04/17/14 22:18	78-87-5	
cis-1,3-Dichloropropene	ND	ug/m3	1.3	0.17	1.39		04/17/14 22:18	10061-01-5	
trans-1,3-Dichloropropene	ND	ug/m3	1.3	0.21	1.39		04/17/14 22:18	10061-02-6	
Dichlorotetrafluoroethane	ND	ug/m3	2.0	0.21	1.39		04/17/14 22:18	76-14-2	
Ethanol	**239**	ug/m3	0.53	0.27	1.39		04/17/14 22:18	64-17-5	E
Ethyl acetate	ND	ug/m3	1.0	0.18	1.39		04/17/14 22:18	141-78-6	
Ethylbenzene	**3.2**	ug/m3	1.2	0.10	1.39		04/17/14 22:18	100-41-4	
4-Ethyltoluene	ND	ug/m3	1.4	0.24	1.39		04/17/14 22:18	622-96-8	
n-Heptane	ND	ug/m3	1.2	0.23	1.39		04/17/14 22:18	142-82-5	
Hexachloro-1,3-butadiene	ND	ug/m3	3.1	0.57	1.39		04/17/14 22:18	87-68-3	
n-Hexane	ND	ug/m3	1.0	0.14	1.39		04/17/14 22:18	110-54-3	
2-Hexanone	ND	ug/m3	1.2	0.30	1.39		04/17/14 22:18	591-78-6	
Methylene Chloride	**7.5**	ug/m3	0.99	0.49	1.39		04/17/14 22:18	75-09-2	
4-Methyl-2-pentanone (MIBK)	**1.6**	ug/m3	1.2	0.24	1.39		04/17/14 22:18	108-10-1	
Methyl-tert-butyl ether	ND	ug/m3	1.0	0.12	1.39		04/17/14 22:18	1634-04-4	
Naphthalene	**2.6**	ug/m3	1.5	0.14	1.39		04/17/14 22:18	91-20-3	
2-Propanol	**315**	ug/m3	0.70	0.11	1.39		04/17/14 22:18	67-63-0	E
Propylene	ND	ug/m3	0.49	0.15	1.39		04/17/14 22:18	115-07-1	
Styrene	ND	ug/m3	1.2	0.19	1.39		04/17/14 22:18	100-42-5	
1,1,2,2-Tetrachloroethane	ND	ug/m3	0.97	0.32	1.39		04/17/14 22:18	79-34-5	

REPORT OF LABORATORY ANALYSIS

This report shall not be reproduced, except in full,
without the written consent of Pace Analytical Services, Inc..

Pace Analytical Services, Inc.
1700 Elm Street - Suite 200
Minneapolis, MN 55414
(612)607-1700

ANALYTICAL RESULTS

Project: 60317400 St. Louis Park Inv.
Pace Project No.: 10262336

Sample: SSV-5 **Lab ID: 10262336001** Collected: 04/03/14 14:25 Received: 04/03/14 16:38 Matrix: Air

Parameters	Results	Units	Report Limit	MDL	DF	Prepared	Analyzed	CAS No.	Qual
TO15 MSV AIR	Analytical Method: TO-15								
Tetrachloroethene	ND	ug/m3	0.96	0.26	1.39		04/17/14 22:18	127-18-4	
Tetrahydrofuran	**1.7**	ug/m3	0.83	0.093	1.39		04/17/14 22:18	109-99-9	
Toluene	**13.5**	ug/m3	1.1	0.19	1.39		04/17/14 22:18	108-88-3	
1,2,4-Trichlorobenzene	ND	ug/m3	2.1	0.27	1.39		04/17/14 22:18	120-82-1	
1,1,1-Trichloroethane	ND	ug/m3	1.5	0.19	1.39		04/17/14 22:18	71-55-6	
1,1,2-Trichloroethane	ND	ug/m3	0.76	0.34	1.39		04/17/14 22:18	79-00-5	
Trichloroethene	ND	ug/m3	0.76	0.25	1.39		04/17/14 22:18	79-01-6	
Trichlorofluoromethane	ND	ug/m3	1.6	0.19	1.39		04/17/14 22:18	75-69-4	
1,1,2-Trichlorotrifluoroethane	ND	ug/m3	2.2	0.22	1.39		04/17/14 22:18	76-13-1	
1,2,4-Trimethylbenzene	**2.5**	ug/m3	1.4	0.17	1.39		04/17/14 22:18	95-63-6	
1,3,5-Trimethylbenzene	ND	ug/m3	1.4	0.29	1.39		04/17/14 22:18	108-67-8	
Vinyl acetate	ND	ug/m3	1.0	0.18	1.39		04/17/14 22:18	108-05-4	
Vinyl chloride	ND	ug/m3	0.36	0.13	1.39		04/17/14 22:18	75-01-4	
m&p-Xylene	**9.8**	ug/m3	2.4	0.15	1.39		04/17/14 22:18	179601-23-1	
o-Xylene	**2.8**	ug/m3	1.2	0.22	1.39		04/17/14 22:18	95-47-6	

REPORT OF LABORATORY ANALYSIS

This report shall not be reproduced, except in full,
without the written consent of Pace Analytical Services, Inc..

Pace Analytical Services, Inc.
1700 Elm Street - Suite 200
Minneapolis, MN 55414
(612)607-1700

QUALITY CONTROL DATA

Project: 60317400 St. Louis Park Inv.
Pace Project No.: 10262336

QC Batch: AIR/19977
QC Batch Method: TO-15
Analysis Method: TO-15
Analysis Description: TO15 MSV AIR Low Level
Associated Lab Samples: 10262336001

METHOD BLANK: 1659138
Matrix: Air
Associated Lab Samples: 10262336001

Parameter	Units	Blank Result	Reporting Limit	Analyzed	Qualifiers
1,1,1-Trichloroethane	ug/m3	ND	1.1	04/17/14 16:22	
1,1,2,2-Tetrachloroethane	ug/m3	ND	0.70	04/17/14 16:22	
1,1,2-Trichloroethane	ug/m3	ND	0.55	04/17/14 16:22	
1,1,2-Trichlorotrifluoroethane	ug/m3	ND	1.6	04/17/14 16:22	
1,1-Dichloroethane	ug/m3	ND	0.82	04/17/14 16:22	
1,1-Dichloroethene	ug/m3	ND	0.81	04/17/14 16:22	
1,2,4-Trichlorobenzene	ug/m3	ND	1.5	04/17/14 16:22	
1,2,4-Trimethylbenzene	ug/m3	ND	1.0	04/17/14 16:22	
1,2-Dibromoethane (EDB)	ug/m3	ND	1.6	04/17/14 16:22	
1,2-Dichlorobenzene	ug/m3	ND	1.2	04/17/14 16:22	
1,2-Dichloroethane	ug/m3	ND	0.41	04/17/14 16:22	
1,2-Dichloropropane	ug/m3	ND	0.94	04/17/14 16:22	
1,3,5-Trimethylbenzene	ug/m3	ND	1.0	04/17/14 16:22	
1,3-Butadiene	ug/m3	ND	0.45	04/17/14 16:22	
1,3-Dichlorobenzene	ug/m3	ND	1.2	04/17/14 16:22	
1,4-Dichlorobenzene	ug/m3	ND	1.2	04/17/14 16:22	
2-Butanone (MEK)	ug/m3	ND	0.60	04/17/14 16:22	
2-Hexanone	ug/m3	ND	0.83	04/17/14 16:22	
2-Propanol	ug/m3	ND	0.50	04/17/14 16:22	
4-Ethyltoluene	ug/m3	ND	1.0	04/17/14 16:22	
4-Methyl-2-pentanone (MIBK)	ug/m3	ND	0.83	04/17/14 16:22	
Acetone	ug/m3	ND	0.48	04/17/14 16:22	
Benzene	ug/m3	ND	0.32	04/17/14 16:22	
Benzyl chloride	ug/m3	ND	2.6	04/17/14 16:22	
Bromodichloromethane	ug/m3	ND	1.4	04/17/14 16:22	
Bromoform	ug/m3	ND	2.1	04/17/14 16:22	
Bromomethane	ug/m3	ND	0.79	04/17/14 16:22	
Carbon disulfide	ug/m3	ND	0.63	04/17/14 16:22	
Carbon tetrachloride	ug/m3	ND	0.64	04/17/14 16:22	
Chlorobenzene	ug/m3	ND	0.94	04/17/14 16:22	
Chloroethane	ug/m3	ND	0.54	04/17/14 16:22	
Chloroform	ug/m3	ND	0.99	04/17/14 16:22	
Chloromethane	ug/m3	ND	0.42	04/17/14 16:22	
cis-1,2-Dichloroethene	ug/m3	ND	0.81	04/17/14 16:22	
cis-1,3-Dichloropropene	ug/m3	ND	0.92	04/17/14 16:22	
Cyclohexane	ug/m3	ND	0.70	04/17/14 16:22	
Dibromochloromethane	ug/m3	ND	1.7	04/17/14 16:22	
Dichlorodifluoromethane	ug/m3	ND	1.0	04/17/14 16:22	
Dichlorotetrafluoroethane	ug/m3	ND	1.4	04/17/14 16:22	
Ethanol	ug/m3	ND	0.38	04/17/14 16:22	
Ethyl acetate	ug/m3	ND	0.73	04/17/14 16:22	
Ethylbenzene	ug/m3	ND	0.88	04/17/14 16:22	
Hexachloro-1,3-butadiene	ug/m3	ND	2.2	04/17/14 16:22	

REPORT OF LABORATORY ANALYSIS

This report shall not be reproduced, except in full,
without the written consent of Pace Analytical Services, Inc..

Pace Analytical Services, Inc.
1700 Elm Street - Suite 200
Minneapolis, MN 55414
(612)607-1700

QUALITY CONTROL DATA

Project: 60317400 St. Louis Park Inv.
Pace Project No.: 10262336

METHOD BLANK: 1659138 Matrix: Air
Associated Lab Samples: 10262336001

Parameter	Units	Blank Result	Reporting Limit	Analyzed	Qualifiers
m&p-Xylene	ug/m3	ND	1.8	04/17/14 16:22	
Methyl-tert-butyl ether	ug/m3	ND	0.73	04/17/14 16:22	
Methylene Chloride	ug/m3	ND	0.71	04/17/14 16:22	
n-Heptane	ug/m3	ND	0.83	04/17/14 16:22	
n-Hexane	ug/m3	ND	0.72	04/17/14 16:22	
Naphthalene	ug/m3	ND	1.1	04/17/14 16:22	
o-Xylene	ug/m3	ND	0.88	04/17/14 16:22	
Propylene	ug/m3	ND	0.35	04/17/14 16:22	
Styrene	ug/m3	ND	0.87	04/17/14 16:22	
Tetrachloroethene	ug/m3	ND	0.69	04/17/14 16:22	
Tetrahydrofuran	ug/m3	ND	0.60	04/17/14 16:22	
Toluene	ug/m3	ND	0.77	04/17/14 16:22	
trans-1,2-Dichloroethene	ug/m3	ND	0.81	04/17/14 16:22	
trans-1,3-Dichloropropene	ug/m3	ND	0.92	04/17/14 16:22	
Trichloroethene	ug/m3	ND	0.55	04/17/14 16:22	
Trichlorofluoromethane	ug/m3	ND	1.1	04/17/14 16:22	
Vinyl acetate	ug/m3	ND	0.72	04/17/14 16:22	
Vinyl chloride	ug/m3	ND	0.26	04/17/14 16:22	

LABORATORY CONTROL SAMPLE: 1659139

Parameter	Units	Spike Conc.	LCS Result	LCS % Rec	% Rec Limits	Qualifiers
1,1,1-Trichloroethane	ug/m3	55.5	54.6	98	72-128	
1,1,2,2-Tetrachloroethane	ug/m3	69.8	68.0	97	72-136	
1,1,2-Trichloroethane	ug/m3	55.5	56.6	102	72-130	
1,1,2-Trichlorotrifluoroethane	ug/m3	77.9	77.4	99	68-126	
1,1-Dichloroethane	ug/m3	41.2	37.1	90	68-128	
1,1-Dichloroethene	ug/m3	40.3	40.1	99	68-130	
1,2,4-Trichlorobenzene	ug/m3	75.5	74.6	99	30-150	
1,2,4-Trimethylbenzene	ug/m3	50	57.4	115	71-140	
1,2-Dibromoethane (EDB)	ug/m3	78.1	83.2	107	73-136	
1,2-Dichlorobenzene	ug/m3	61.2	70.6	116	63-150	
1,2-Dichloroethane	ug/m3	41.2	41.1	100	71-132	
1,2-Dichloropropane	ug/m3	47	46.3	99	72-130	
1,3,5-Trimethylbenzene	ug/m3	50	56.6	113	73-136	
1,3-Butadiene	ug/m3	22.5	22.1	98	72-130	
1,3-Dichlorobenzene	ug/m3	61.2	65.7	107	69-142	
1,4-Dichlorobenzene	ug/m3	61.2	67.1	110	65-142	
2-Butanone (MEK)	ug/m3	30	28.3	94	71-135	
2-Hexanone	ug/m3	41.7	44.2	106	75-133	
2-Propanol	ug/m3	25	23.3	93	68-135	
4-Ethyltoluene	ug/m3	50	56.3	113	73-134	
4-Methyl-2-pentanone (MIBK)	ug/m3	41.7	41.5	100	72-137	
Acetone	ug/m3	24.2	21.9	91	68-136	
Benzene	ug/m3	32.5	31.0	95	69-134	

REPORT OF LABORATORY ANALYSIS

This report shall not be reproduced, except in full,
without the written consent of Pace Analytical Services, Inc..

Pace Analytical Services, Inc.
1700 Elm Street - Suite 200
Minneapolis, MN 55414
(612)607-1700

QUALITY CONTROL DATA

Project: 60317400 St. Louis Park Inv.
Pace Project No.: 10262336

LABORATORY CONTROL SAMPLE: 1659139

Parameter	Units	Spike Conc.	LCS Result	LCS % Rec	% Rec Limits	Qualifiers
Benzyl chloride	ug/m3	52.5	55.9	106	71-136	
Bromodichloromethane	ug/m3	68.2	70.9	104	74-129	
Bromoform	ug/m3	105	115	109	69-138	
Bromomethane	ug/m3	39.5	37.8	96	68-127	
Carbon disulfide	ug/m3	31.7	30.4	96	68-130	
Carbon tetrachloride	ug/m3	64	63.2	99	66-134	
Chlorobenzene	ug/m3	46.8	47.9	102	72-137	
Chloroethane	ug/m3	26.8	25.9	97	69-128	
Chloroform	ug/m3	49.7	43.3	87	72-127	
Chloromethane	ug/m3	21	20.4	97	69-125	
cis-1,2-Dichloroethene	ug/m3	40.3	33.9	84	71-135	
cis-1,3-Dichloropropene	ug/m3	46.2	50.1	109	74-134	
Cyclohexane	ug/m3	35	34.9	100	72-130	
Dibromochloromethane	ug/m3	86.6	92.1	106	73-133	
Dichlorodifluoromethane	ug/m3	50.3	43.4	86	69-125	
Dichlorotetrafluoroethane	ug/m3	71.1	70.8	100	68-128	
Ethanol	ug/m3	19.2	18.8	98	70-134	
Ethyl acetate	ug/m3	36.6	29.5	80	71-134	
Ethylbenzene	ug/m3	44.2	48.7	110	73-139	
Hexachloro-1,3-butadiene	ug/m3	108	98.9	91	30-150	
m&p-Xylene	ug/m3	44.2	48.3	109	73-139	
Methyl-tert-butyl ether	ug/m3	36.7	31.9	87	72-132	
Methylene Chloride	ug/m3	35.3	37.6	106	64-134	
n-Heptane	ug/m3	41.7	42.0	101	70-130	
n-Hexane	ug/m3	35.8	33.5	93	69-128	
Naphthalene	ug/m3	53.3	55.3	104	61-150	
o-Xylene	ug/m3	44.2	46.8	106	71-138	
Propylene	ug/m3	17.5	13.5	77	69-133	
Styrene	ug/m3	43.3	49.0	113	74-136	
Tetrachloroethene	ug/m3	69	73.4	106	69-136	
Tetrahydrofuran	ug/m3	30	25.8	86	73-131	
Toluene	ug/m3	38.3	39.0	102	67-133	
trans-1,2-Dichloroethene	ug/m3	40.3	38.9	97	70-131	
trans-1,3-Dichloropropene	ug/m3	46.2	54.5	118	72-135	
Trichloroethene	ug/m3	54.6	54.0	99	70-135	
Trichlorofluoromethane	ug/m3	57.1	55.0	96	67-125	
Vinyl acetate	ug/m3	35.8	34.6	97	72-133	
Vinyl chloride	ug/m3	26	24.8	96	69-132	

SAMPLE DUPLICATE: 1659589

Parameter	Units	10262094002 Result	Dup Result	RPD	Max RPD	Qualifiers
1,1,1-Trichloroethane	ug/m3	ND	ND		25	
1,1,2,2-Tetrachloroethane	ug/m3	ND	ND		25	
1,1,2-Trichloroethane	ug/m3	ND	ND		25	
1,1,2-Trichlorotrifluoroethane	ug/m3	ND	ND		25	
1,1-Dichloroethane	ug/m3	ND	ND		25	

REPORT OF LABORATORY ANALYSIS

This report shall not be reproduced, except in full,
without the written consent of Pace Analytical Services, Inc..

Pace Analytical Services, Inc.
1700 Elm Street - Suite 200
Minneapolis, MN 55414
(612)607-1700

QUALITY CONTROL DATA

Project: 60317400 St. Louis Park Inv.
Pace Project No.: 10262336

SAMPLE DUPLICATE: 1659589

Parameter	Units	10262094002 Result	Dup Result	RPD	Max RPD	Qualifiers
1,1-Dichloroethene	ug/m3	ND	ND		25	
1,2,4-Trichlorobenzene	ug/m3	ND	ND		25	
1,2,4-Trimethylbenzene	ug/m3	ND	ND		25	
1,2-Dibromoethane (EDB)	ug/m3	ND	ND		25	
1,2-Dichlorobenzene	ug/m3	ND	ND		25	
1,2-Dichloroethane	ug/m3	ND	ND		25	
1,2-Dichloropropane	ug/m3	ND	ND		25	
1,3,5-Trimethylbenzene	ug/m3	ND	ND		25	
1,3-Butadiene	ug/m3	ND	ND		25	
1,3-Dichlorobenzene	ug/m3	ND	ND		25	
1,4-Dichlorobenzene	ug/m3	ND	ND		25	
2-Butanone (MEK)	ug/m3	ND	0.91		25	
2-Hexanone	ug/m3	ND	ND		25	
2-Propanol	ug/m3	7.0	7.3	4	25	
4-Ethyltoluene	ug/m3	ND	ND		25	
4-Methyl-2-pentanone (MIBK)	ug/m3	ND	ND		25	
Acetone	ug/m3	5.7	5.7	.8	25	
Benzene	ug/m3	ND	ND		25	
Benzyl chloride	ug/m3	ND	ND		25	
Bromodichloromethane	ug/m3	ND	ND		25	
Bromoform	ug/m3	ND	ND		25	
Bromomethane	ug/m3	ND	ND		25	
Carbon disulfide	ug/m3	ND	ND		25	
Carbon tetrachloride	ug/m3	ND	ND		25	
Chlorobenzene	ug/m3	ND	ND		25	
Chloroethane	ug/m3	ND	ND		25	
Chloroform	ug/m3	ND	ND		25	
Chloromethane	ug/m3	0.69	0.71	2	25	
cis-1,2-Dichloroethene	ug/m3	ND	ND		25	
cis-1,3-Dichloropropene	ug/m3	ND	ND		25	
Cyclohexane	ug/m3	ND	ND		25	
Dibromochloromethane	ug/m3	ND	ND		25	
Dichlorodifluoromethane	ug/m3	2.0	2.1	5	25	
Dichlorotetrafluoroethane	ug/m3	ND	ND		25	
Ethanol	ug/m3	6.1	6.6	9	25	
Ethyl acetate	ug/m3	ND	ND		25	
Ethylbenzene	ug/m3	ND	ND		25	
Hexachloro-1,3-butadiene	ug/m3	ND	ND		25	
m&p-Xylene	ug/m3	ND	ND		25	
Methyl-tert-butyl ether	ug/m3	ND	ND		25	
Methylene Chloride	ug/m3	3.2	1.7	61	25	R1
n-Heptane	ug/m3	ND	ND		25	
n-Hexane	ug/m3	ND	ND		25	
Naphthalene	ug/m3	ND	ND		25	
o-Xylene	ug/m3	ND	ND		25	
Propylene	ug/m3	ND	ND		25	
Styrene	ug/m3	ND	ND		25	
Tetrachloroethene	ug/m3	ND	ND		25	

REPORT OF LABORATORY ANALYSIS

This report shall not be reproduced, except in full,
without the written consent of Pace Analytical Services, Inc..

Pace Analytical Services, Inc.
1700 Elm Street - Suite 200
Minneapolis, MN 55414
(612)607-1700

QUALITY CONTROL DATA

Project: 60317400 St. Louis Park Inv.
Pace Project No.: 10262336

SAMPLE DUPLICATE: 1659589

Parameter	Units	10262094002 Result	Dup Result	RPD	Max RPD	Qualifiers
Tetrahydrofuran	ug/m3	ND	ND		25	
Toluene	ug/m3	ND	.73J		25	
trans-1,2-Dichloroethene	ug/m3	ND	ND		25	
trans-1,3-Dichloropropene	ug/m3	ND	ND		25	
Trichloroethene	ug/m3	ND	ND		25	
Trichlorofluoromethane	ug/m3	3.7	3.8	3	25	
Vinyl acetate	ug/m3	ND	ND		25	
Vinyl chloride	ug/m3	ND	ND		25	

This report shall not be reproduced, except in full,
without the written consent of Pace Analytical Services, Inc..

Pace Analytical Services, Inc.
1700 Elm Street - Suite 200
Minneapolis, MN 55414
(612)607-1700

QUALIFIERS

Project: 60317400 St. Louis Park Inv.
Pace Project No.: 10262336

DEFINITIONS

DF - Dilution Factor, if reported, represents the factor applied to the reported data due to changes in sample preparation, dilution of the sample aliquot, or moisture content.

ND - Not Detected at or above adjusted reporting limit.

J - Estimated concentration above the adjusted method detection limit and below the adjusted reporting limit.

MDL - Adjusted Method Detection Limit.

PRL - Pace Reporting Limit.

RL - Reporting Limit.

S - Surrogate

1,2-Diphenylhydrazine (8270 listed analyte) decomposes to Azobenzene.

Consistent with EPA guidelines, unrounded data are displayed and have been used to calculate % recovery and RPD values.

LCS(D) - Laboratory Control Sample (Duplicate)

MS(D) - Matrix Spike (Duplicate)

DUP - Sample Duplicate

RPD - Relative Percent Difference

NC - Not Calculable.

SG - Silica Gel - Clean-Up

U - Indicates the compound was analyzed for, but not detected.

N-Nitrosodiphenylamine decomposes and cannot be separated from Diphenylamine using Method 8270. The result reported for each analyte is a combined concentration.

Pace Analytical is TNI accredited. Contact your Pace PM for the current list of accredited analytes.

TNI - The NELAC Institute.

SAMPLE QUALIFIERS

Sample: 10262336001

[1] The Total Hydrocarbon (THC) pattern occured in the first half of the chromatogram (before toluene).

ANALYTE QUALIFIERS

E Analyte concentration exceeded the calibration range. The reported result is estimated.

R1 RPD value was outside control limits.

This report shall not be reproduced, except in full,
without the written consent of Pace Analytical Services, Inc..

Pace Analytical Services, Inc.
1700 Elm Street - Suite 200
Minneapolis, MN 55414
(612)607-1700

QUALITY CONTROL DATA CROSS REFERENCE TABLE

Project: 60317400 St. Louis Park Inv.
Pace Project No.: 10262336

Lab ID	Sample ID	QC Batch Method	QC Batch	Analytical Method	Analytical Batch
10262336001	**SSV-5**	TO-15	AIR/19977		

This report shall not be reproduced, except in full,
without the written consent of Pace Analytical Services, Inc..

10262550

Pace Analytical®
www.pacelabs.com

AIR: CHAIN-OF-CUSTODY / Analytical Request Document

The Chain-of-Custody is a LEGAL DOCUMENT. All relevant fields must be completed accurately.

14940

Page: 1 of 1

Section A Required Client Information:

Company: AECOM
Address: 800 La Salle Ave Suite 500 Minneapolis, MN 55402
Email To: tony.coryell@aecom.com
Phone: 612-376-2000 Fax:
Requested Due Date/TAT: Std

Section B Required Project Information:

Report To: Tony Coryell
Copy To:
Purchase Order No.:
Project Name: St. Louis Park Inn
Project Number: 60317400

Section C Invoice Information:

Attention: Same
Company Name:
Address:
Pace Quote Reference:
Pace Project Manager/Sales Rep. Carol Davy
Pace Profile #:

Program: UST / Superfund / Emissions / Clean Air Act / Voluntary Clean Up / Dry Clean / RCRA / Other____

Location of Sampling by State: MN

Reporting Units: ug/m³ ___ mg/m³ ___ PPBV ___ PPMV ___ Other ___

Report Level: II.___ III.___ IV.___ Other____

Section D Required Client Information

AIR SAMPLE ID
Sample IDs MUST BE UNIQUE

Valid Media Codes

MEDIA	CODE
Tedlar Bag	TB
1 Liter Summa Can	1LC
6 Liter Summa Can	6LC
Low Volume Puff	LVP
High Volume Puff	HVP
Other	PM10

ITEM #	Section D Required Client Information: AIR SAMPLE ID (Sample IDs MUST BE UNIQUE)	MEDIA CODE	PID Reading (Client only)	COLLECTED: COMPOSITE START END/GRAB DATE	COLLECTED: COMPOSITE START END/GRAB TIME	COLLECTED: COMPOSITE - DATE	COLLECTED: COMPOSITE - TIME	Canister Pressure (Initial Field - psig)	Canister Pressure (Final Field - psig)	Summa Can Number	Flow Control Number	Method: PM10	3C- Fixed Gas (%)	TO-3	TO-3M (Methane)	TO-4 (PCBs)	TO-13 (PAH)	TO-14	TO-15	TO15 Short List*	Pace Lab ID
1	SSV-5	6LC		4-3-14	1336	4-3-14	1425	-22	0	0531									X		001
2																					
3																					
4																					
5																					
6																					
7																					
8																					
9																					
10																					
11																					
12																					

Comments :

RELINQUISHED BY / AFFILIATION	DATE	TIME	ACCEPTED BY / AFFILIATION	DATE	TIME
Ben Klaus/AECOM	4-3-14	16:38	[signature]	4-3-14	16:38

SAMPLE CONDITIONS

Temp in °C	Received on Ice	Custody Sealed Cooler	Samples Intact
	Y/N	Y/N	Y/N
	Y/N	Y/N	Y/N
	Y/N	Y/N	Y/N
	Y/N	Y/N	Y/N

SAMPLER NAME AND SIGNATURE

PRINT Name of SAMPLER: Ben Klaus
SIGNATURE of SAMPLER: [signature]
DATE Signed (MM / DD / YY) 4-3-14

ORIGINAL

Pace Analytical	Document Name: Air Sample Condition Upon Receipt	Document Revised: 26Dec2013 Page 1 of 1
	Document No.: F-MN-A-106-rev.09	Issuing Authority: Pace Minnesota Quality Office

Air Sample Condition Upon Receipt

Client Name: Aecom

Project #: WO# : 10262336

10262336

Courier: ☐ Fed Ex ☐ UPS ☐ USPS ☒ Client ☐ Commercial ☐ Pace ☐ Other: _____

Tracking Number: _____

Custody Seal on Cooler/Box Present? ☐ Yes ☒ No **Seals Intact?** ☐ Yes ☒ No

Optional: Proj. Due Date: Proj. Name:

Packing Material: ☐ Bubble Wrap ☐ Bubble Bags ☒ Foam ☐ None ☐ Other: _____ **Temp Blank rec:** ☐ Yes ☒ No

Temp. (TO17 and TO13 samples only) (°C): _____ **Corrected Temp (°C):** _____ **Thermom. Used:** ☐ B88A912167504 ☐ B88A9132521491 ☐ 72337080 ☐ 80512447

Temp should be above freezing to 6°C **Correction Factor:** _____ **Date & Initials of Person Examining Contents:** 9/4/14

Type of ice Received ☐ Blue ☐ Wet ☒ None

Comments:

Chain of Custody Present?	☒ Yes	☐ No	☐ N/A	1.
Chain of Custody Filled Out?	☒ Yes	☐ No	☐ N/A	2.
Chain of Custody Relinquished?	☒ Yes	☐ No	☐ N/A	3.
Sampler Name and/or Signature on COC?	☒ Yes	☐ No	☐ N/A	4.
Samples Arrived within Hold Time?	☒ Yes	☐ No	☐ N/A	5.
Short Hold Time Analysis (<72 hr)?	☐ Yes	☒ No	☐ N/A	6.
Rush Turn Around Time Requested?	☐ Yes	☒ No	☐ N/A	7.
Sufficient Volume?	☒ Yes	☐ No	☐ N/A	8.
Correct Containers Used?	☒ Yes	☐ No	☐ N/A	9.
-Pace Containers Used?	☒ Yes	☐ No	☐ N/A	
Containers Intact?	☒ Yes	☐ No	☐ N/A	10.
Media: Air Can				11.
Sample Labels Match COC?	☒ Yes	☐ No	☐ N/A	12.

Samples Received:

Canisters		Flow Controllers		Stand Alone G	
Sample Number	Can ID	Sample Number	Can ID	Sample Number	Can ID
SSV-5	0531		0561		

CLIENT NOTIFICATION/RESOLUTION **Field Data Required?** ☐ Yes ☐ No

Person Contacted: _____ Date/Time: _____

Comments/Resolution: _____

Project Manager Review: CRD **Date:** 9/4/14

Note: Whenever there is a discrepancy affecting North Carolina compliance samples, a copy of this form will be sent to the North Carolina DEHNR Certification Office (i.e out of hold, incorrect preservative, out of temp, incorrect containers)

Data File: \\192.168.10.12\chem\10airD.i\041714.b\10729.d
Report Date: 18-Apr-2014 09:57

Pace Analytical Services, Inc.

TENTATIVELY IDENTIFIED COMPOUNDS

Client Name:
Lab Smp Id: 10262336001
Operator : DR1
Sample Location:
Sample Matrix: AIR
Analysis Type: VOA
Inj Date: 17-APR-2014 22:18

Client SDG: 041714.b

Sample Date:
Sample Point:
Date Received:
Level: LOW

Number TICs found: 10

CONCENTRATION UNITS:
(ug/L or ug/KG) ppbv

	CAS NUMBER	COMPOUND NAME	RT	EST. CONC.	Q
1.		Unknown	4.574	3.02	J
2.	18173-64-3	tert-Butyldimethylsilanol	4.633	9.54	NJ
3.	71-36-3	1-Butanol	6.079	1.18	NJ
4.		Unknown	8.457	1.77	J
5.	541-05-9	Cyclotrisiloxane, hexamethy	9.119	10.3	NJ
6.		Unknown	15.274	2.40	J
7.	124-19-6	Nonanal	15.409	1.66	NJ
8.		Unknown	15.947	8.13	J
9.	1120-21-4	Undecane	16.921	0.650	NJ
10.		Unknown	17.137	0.702	J

Data File: \\192.168.10.12\chem\10airD.i\041714.b\10729.d
Report Date: 18-Apr-2014 09:57

Pace Analytical Services, Inc.

TO15 Analysis (UNIX)

Data file : \\192.168.10.12\chem\10airD.i\041714.b\10729.d
Lab Smp Id: 10262336001
Inj Date : 17-APR-2014 22:18
Operator : DR1 Inst ID: 10airD.i
Smp Info :
Misc Info : 19977
Comment : Volatile Organic COMPOUNDS in Air
Method : \\192.168.10.12\chem\10airD.i\041714.b\TO15_107-14.m
Meth Date : 17-Apr-2014 15:55 10airD.i Quant Type: ISTD
Cal Date : 17-APR-2014 13:04 Cal File: 10710.d
Als bottle: 29
Dil Factor: 1.39000
Integrator: HP RTE Compound Sublist: all.sub
Target Version: 4.14
Processing Host: 10MNCREINDL

Concentration Formula: Amt * DF * Uf * CpndVariable

Name	Value	Description
DF	1.390	Dilution Factor
Uf	1.000	ng unit correction factor
Cpnd Variable		Local Compound Variable

COMPOUND	RT	AREA	AMOUNT
21 Methylene chloride	4.328	234587	1.527
37 1,1,1-Trichloroethane	5.896	47777	0.120
55 Toluene	8.296	645899	2.538
81 1,2,3-Trimethylbenzene	14.117	26485	0.107
85 Naphthalene	17.226	230623	0.354

		CONCENTRATIONS			QUANT		
RT	AREA	ON-COL(ppbv)	FINAL(ppbv)	QUAL	LIBRARY	LIB ENTRY	CPND #
Unknown				CAS #:			
4.574	333790	2.17247927	3.02	0		0	21
tert-Butyldimethylsilanol				CAS #: 18173-64-3			
4.633	1054586	6.86379027	9.54	78	NIST05.L	13928	21
1-Butanol				CAS #: 71-36-3			
6.079	335840	0.84587397	1.18	91	NIST05.L	816	37

Data File: \\192.168.10.12\chem\10airD.i\041714.b\10729.d
Report Date: 18-Apr-2014 09:57

RT	AREA	CONCENTRATIONS ON-COL(ppbv)	CONCENTRATIONS FINAL(ppbv)	QUAL	QUANT LIBRARY	QUANT LIB ENTRY	CPND #
Unknown				CAS #:			
8.457	323767	1.27206346	1.77	0		0	55
Cyclotrisiloxane, hexamethyl-				CAS #: 541-05-9			
9.119	1886143	7.41055727	10.3	91	NIST05.L	73123	55
Unknown				CAS #:			
15.274	428667	1.73083822	2.40	0		0	81
Nonanal				CAS #: 124-19-6			
15.409	294891	1.19068966	1.66	78	NIST05.L	19204	81
Unknown				CAS #:			
15.947	3808847	5.84887693	8.13	0		0	85
Undecane				CAS #: 1120-21-4			
16.921	304292	0.46727114	0.650	86	NIST05.L	27240	85
Unknown				CAS #:			
17.137	328946	0.50513035	0.702	0		0	85

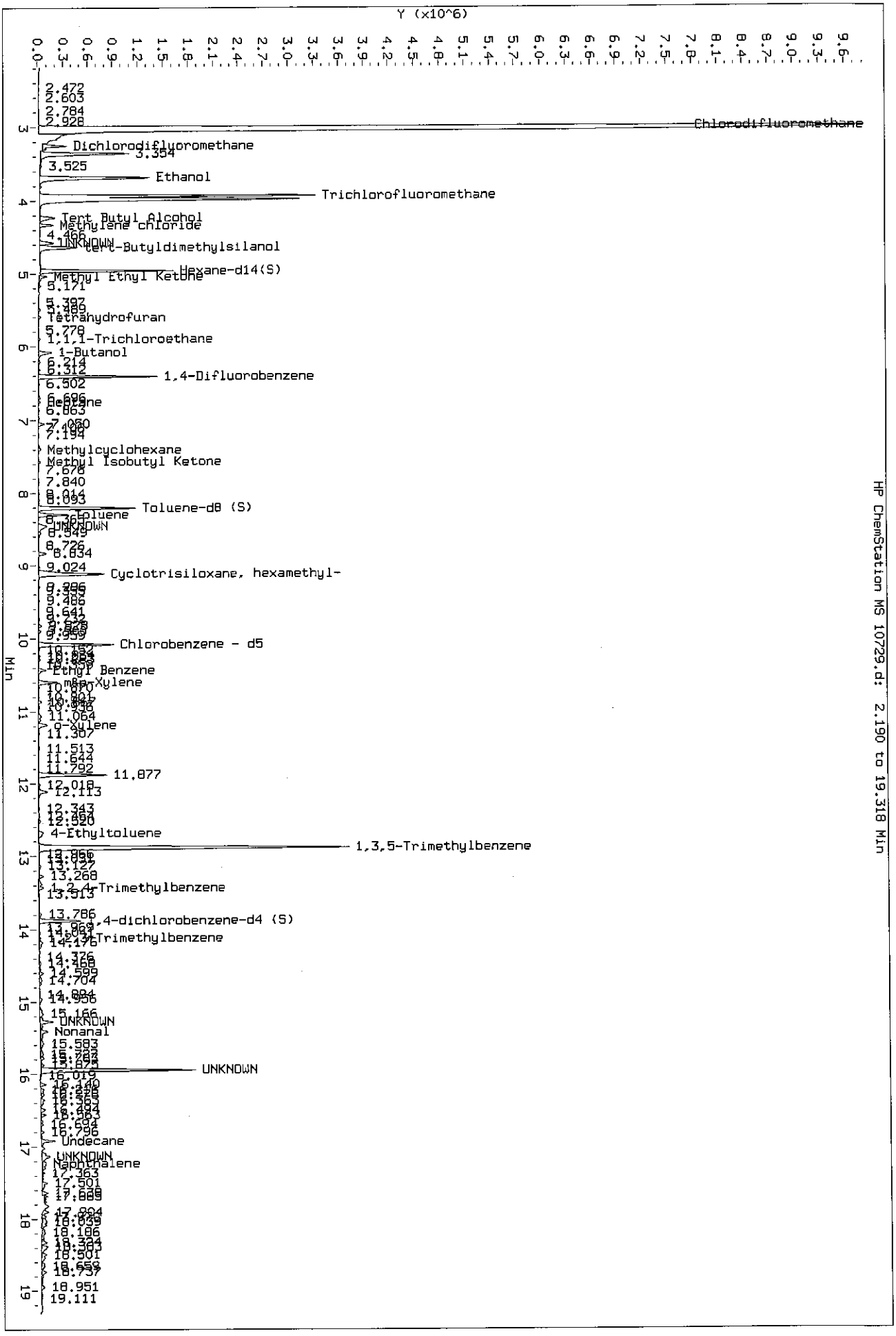
Data File: \\192.168.10.12\chem\10airD.i\041714.b\10729.d
Injection Date: 17-APR-2014 22:18
Instrument: 10airD.i
Client Sample ID:
HP ChemStation MS 10729.d: 2.190 to 19.318 Min
Y (x10^6)
Min
Chlorodifluoromethane
Dichlorodifluoromethane
Ethanol
Trichlorofluoromethane
Tert Butyl Alcohol
Methylene chloride
tert-Butyldimethylsilanol
Hexane-d14(S)
Methyl Ethyl Ketone
Tetrahydrofuran
1,1,1-Trichloroethane
1-Butanol
1,4-Difluorobenzene
Benzene
Methylcyclohexane
Methyl Isobutyl Ketone
Toluene-d8 (S)
Toluene
Cyclotrisiloxane, hexamethyl-
Chlorobenzene - d5
Ethyl Benzene
m&p-Xylene
o-Xylene
11,877
4-Ethyltoluene
1,3,5-Trimethylbenzene
1,2,4-Trimethylbenzene
1,4-dichlorobenzene-d4 (S)
Trimethylbenzene
UNKNOWN
Nonanal
UNKNOWN
Undecane
UNKNOWN
Naphthalene

Pace Analytical Services, Inc.
1700 Elm Street - Suite 200
Minneapolis, MN 55414
(612)607-1700

April 17, 2014

Tony Coryell
AECOM
800 LaSalle Avenue
Minneapolis, MN 55402

RE: Project: 60317400 St. Louis Park Inv
Pace Project No.: 10262334

Dear Tony Coryell:
Enclosed are the analytical results for sample(s) received by the laboratory on April 03, 2014. The results relate only to the samples included in this report. Results reported herein conform to the most current TNI standards and the laboratory's Quality Assurance Manual, where applicable, unless otherwise noted in the body of the report.

If you have any questions concerning this report, please feel free to contact me.

Sincerely,

Carol Davy
carol.davy@pacelabs.com
Project Manager

Enclosures

REPORT OF LABORATORY ANALYSIS

This report shall not be reproduced, except in full,
without the written consent of Pace Analytical Services, Inc..

Pace Analytical Services, Inc.
1700 Elm Street - Suite 200
Minneapolis, MN 55414
(612)607-1700

CERTIFICATIONS

Project: 60317400 St. Louis Park Inv
Pace Project No.: 10262334

Minnesota Certification IDs

1700 Elm Street SE Suite 200, Minneapolis, MN 55414
A2LA Certification #: 2926.01
Alabama Certification #40770
Alabama Certification #40770
Alaska Certification #: UST-078
Alaska Certification #MN00064
Arizona Certification #: AZ-0014
Arkansas Certification #: 88-0680
California Certification #: 01155CA
Colorado Certification #Pace
Connecticut Certification #: PH-0256
EPA Region 8 Certification #: 8TMS-L
Florida/NELAP Certification #: E87605
Guam Certification #: Pace
Georgia Certification #: 959
Idaho Certification #: MN00064
Hawaii Certification #MN00064
Illinois Certification #: 200011
Indiana Certification#C-MN-01
Iowa Certification #: 368
Kansas Certification #: E-10167
Kentucky Dept of Envi. Protection - DW #90062
Kentucky Dept of Envi. Protection - WW #:90062
Louisiana DEQ Certification #: 3086
Louisiana DHH #: LA140001
Maine Certification #: 2013011
Maryland Certification #: 322
Michigan DEPH Certification #: 9909
Minnesota Certification #: 027-053-137
Mississippi Certification #: Pace
Montana Certification #: MT0092
Nebraska Certification #: Pace
New York Certification #: 11647
North Carolina Certification #: 530
North Carolina State Public Health #: 27700
North Dakota Certification #: R-036
Ohio EPA #: 4150
Ohio VAP Certification #: CL101
Oklahoma Certification #: 9507
Oregon Certification #: MN200001
Oregon Certification #: MN300001
Pennsylvania Certification #: 68-00563
Puerto Rico Certification
Saipan (CNMI) #:MP0003
South Carolina #:74003001
Texas Certification #: T104704192
Tennessee Certification #: 02818
Utah Certification #: MN000642013-4
Virginia DGS Certification #: 251
Virginia/VELAP Certification #: Pace
Washington Certification #: C486
Wisconsin Certification #: 999407970
West Virginia Certification #: 382
West Virginia TO-15 Approval
West Virginia DHHR #:9952C

This report shall not be reproduced, except in full,
without the written consent of Pace Analytical Services, Inc..

Pace Analytical Services, Inc.
1700 Elm Street - Suite 200
Minneapolis, MN 55414
(612)607-1700

SAMPLE SUMMARY

Project: 60317400 St. Louis Park Inv
Pace Project No.: 10262334

Lab ID	Sample ID	Matrix	Date Collected	Date Received
10262334001	**SSV-4**	Air	04/01/14 18:01	04/03/14 16:38
10262334002	**Unused Can#2138**	Air		04/03/14 16:38

REPORT OF LABORATORY ANALYSIS

This report shall not be reproduced, except in full,
without the written consent of Pace Analytical Services, Inc..

Pace Analytical Services, Inc.
1700 Elm Street - Suite 200
Minneapolis, MN 55414
(612)607-1700

SAMPLE ANALYTE COUNT

Project: 60317400 St. Louis Park Inv
Pace Project No.: 10262334

Lab ID	Sample ID	Method	Analysts	Analytes Reported
10262334001	**SSV-4**	TO-15	JAM	61

This report shall not be reproduced, except in full,
without the written consent of Pace Analytical Services, Inc..

Pace Analytical Services, Inc.
1700 Elm Street - Suite 200
Minneapolis, MN 55414
(612)607-1700

PROJECT NARRATIVE

Project: 60317400 St. Louis Park Inv
Pace Project No.: 10262334

Method: **TO-15**
Description: TO15 MSV AIR
Client: AECOM
Date: April 17, 2014

General Information:
1 sample was analyzed for TO-15. All samples were received in acceptable condition with any exceptions noted below.

Hold Time:
The samples were analyzed within the method required hold times with any exceptions noted below.

Initial Calibrations (including MS Tune as applicable):
All criteria were within method requirements with any exceptions noted below.

Continuing Calibration:
All criteria were within method requirements with any exceptions noted below.

Internal Standards:
All internal standards were within QC limits with any exceptions noted below.

QC Batch: AIR/19947

IQ: The internal standard recoveries associated with this sample exceed the lower control limit. The reported results should be considered estimated values.

- DUP (Lab ID: 1657878)
- SSV-4 (Lab ID: 10262334001)

Surrogates:
All surrogates were within QC limits with any exceptions noted below.

Method Blank:
All analytes were below the report limit in the method blank, where applicable, with any exceptions noted below.

Laboratory Control Spike:
All laboratory control spike compounds were within QC limits with any exceptions noted below.

Matrix Spikes:
All percent recoveries and relative percent differences (RPDs) were within acceptance criteria with any exceptions noted below.

Duplicate Sample:
All duplicate sample results were within method acceptance criteria with any exceptions noted below.

Additional Comments:

Sample Comments:

K3: The Total Hydrocarbon (THC) pattern is evenly distributed throughout the chromatogram (before and after toluene).

- SSV-4 (Lab ID: 10262334001)

This report shall not be reproduced, except in full,
without the written consent of Pace Analytical Services, Inc..

Pace Analytical Services, Inc.
1700 Elm Street - Suite 200
Minneapolis, MN 55414
(612)607-1700

PROJECT NARRATIVE

Project: 60317400 St. Louis Park Inv
Pace Project No.: 10262334

Method: **TO-15**
Description: TO15 MSV AIR
Client: AECOM
Date: April 17, 2014

Analyte Comments:

QC Batch: AIR/19947

E: Analyte concentration exceeded the calibration range. The reported result is estimated.

- DUP (Lab ID: 1657878)
  - 2-Propanol
  - Ethanol
  - Acetone
- SSV-4 (Lab ID: 10262334001)
  - 2-Propanol
  - Acetone

This data package has been reviewed for quality and completeness and is approved for release.

This report shall not be reproduced, except in full,
without the written consent of Pace Analytical Services, Inc..

Pace Analytical Services, Inc.
1700 Elm Street - Suite 200
Minneapolis, MN 55414
(612)607-1700

ANALYTICAL RESULTS

Project: 60317400 St. Louis Park Inv
Pace Project No.: 10262334

Sample: SSV-4 **Lab ID: 10262334001** Collected: 04/01/14 18:01 Received: 04/03/14 16:38 Matrix: Air

Parameters	Results	Units	Report Limit	MDL	DF	Prepared	Analyzed	CAS No.	Qual
TO15 MSV AIR	Analytical Method: TO-15								
Acetone	**390**	ug/m3	1.6	0.32	1.34		04/15/14 06:22	67-64-1	E
Benzene	ND	ug/m3	0.44	0.22	1.34		04/15/14 06:22	71-43-2	
Benzyl chloride	ND	ug/m3	1.4	0.70	1.34		04/15/14 06:22	100-44-7	
Bromodichloromethane	ND	ug/m3	1.8	0.24	1.34		04/15/14 06:22	75-27-4	
Bromoform	ND	ug/m3	2.8	1.4	1.34		04/15/14 06:22	75-25-2	
Bromomethane	ND	ug/m3	1.1	0.24	1.34		04/15/14 06:22	74-83-9	
1,3-Butadiene	ND	ug/m3	0.60	0.30	1.34		04/15/14 06:22	106-99-0	
2-Butanone (MEK)	**11.4**	ug/m3	0.80	0.21	1.34		04/15/14 06:22	78-93-3	
Carbon disulfide	ND	ug/m3	0.84	0.42	1.34		04/15/14 06:22	75-15-0	
Carbon tetrachloride	ND	ug/m3	0.86	0.43	1.34		04/15/14 06:22	56-23-5	
Chlorobenzene	ND	ug/m3	1.3	0.63	1.34		04/15/14 06:22	108-90-7	
Chloroethane	ND	ug/m3	0.72	0.36	1.34		04/15/14 06:22	75-00-3	
Chloroform	**1.5**	ug/m3	1.3	0.67	1.34		04/15/14 06:22	67-66-3	
Chloromethane	ND	ug/m3	0.56	0.28	1.34		04/15/14 06:22	74-87-3	
Cyclohexane	ND	ug/m3	0.94	0.47	1.34		04/15/14 06:22	110-82-7	
Dibromochloromethane	ND	ug/m3	2.3	1.2	1.34		04/15/14 06:22	124-48-1	
1,2-Dibromoethane (EDB)	ND	ug/m3	2.1	1.0	1.34		04/15/14 06:22	106-93-4	
1,2-Dichlorobenzene	ND	ug/m3	1.6	0.82	1.34		04/15/14 06:22	95-50-1	
1,3-Dichlorobenzene	ND	ug/m3	1.6	0.82	1.34		04/15/14 06:22	541-73-1	
1,4-Dichlorobenzene	ND	ug/m3	1.6	0.82	1.34		04/15/14 06:22	106-46-7	
Dichlorodifluoromethane	**3.4**	ug/m3	1.4	0.67	1.34		04/15/14 06:22	75-71-8	
1,1-Dichloroethane	ND	ug/m3	1.1	0.55	1.34		04/15/14 06:22	75-34-3	
1,2-Dichloroethane	ND	ug/m3	0.55	0.28	1.34		04/15/14 06:22	107-06-2	
1,1-Dichloroethene	ND	ug/m3	1.1	0.54	1.34		04/15/14 06:22	75-35-4	
cis-1,2-Dichloroethene	ND	ug/m3	1.1	0.21	1.34		04/15/14 06:22	156-59-2	
trans-1,2-Dichloroethene	ND	ug/m3	1.1	0.54	1.34		04/15/14 06:22	156-60-5	
1,2-Dichloropropane	ND	ug/m3	1.3	0.63	1.34		04/15/14 06:22	78-87-5	
cis-1,3-Dichloropropene	ND	ug/m3	1.2	0.15	1.34		04/15/14 06:22	10061-01-5	
trans-1,3-Dichloropropene	ND	ug/m3	1.2	0.62	1.34		04/15/14 06:22	10061-02-6	
Dichlorotetrafluoroethane	ND	ug/m3	1.9	0.29	1.34		04/15/14 06:22	76-14-2	
Ethanol	**82.4**	ug/m3	0.51	0.26	1.34		04/15/14 06:22	64-17-5	
Ethyl acetate	ND	ug/m3	0.98	0.48	1.34		04/15/14 06:22	141-78-6	
Ethylbenzene	**5.3**	ug/m3	1.2	0.16	1.34		04/15/14 06:22	100-41-4	
4-Ethyltoluene	**1.5**	ug/m3	1.3	0.67	1.34		04/15/14 06:22	622-96-8	
n-Heptane	ND	ug/m3	1.1	0.56	1.34		04/15/14 06:22	142-82-5	
Hexachloro-1,3-butadiene	ND	ug/m3	7.3	1.5	1.34		04/15/14 06:22	87-68-3	
n-Hexane	**1.4**	ug/m3	0.96	0.48	1.34		04/15/14 06:22	110-54-3	
2-Hexanone	**3.7**	ug/m3	1.1	0.56	1.34		04/15/14 06:22	591-78-6	
Methylene Chloride	**8.7**	ug/m3	2.4	0.47	1.34		04/15/14 06:22	75-09-2	
4-Methyl-2-pentanone (MIBK)	ND	ug/m3	1.1	0.56	1.34		04/15/14 06:22	108-10-1	
Methyl-tert-butyl ether	ND	ug/m3	0.98	0.12	1.34		04/15/14 06:22	1634-04-4	
Naphthalene	**9.3**	ug/m3	1.4	0.71	1.34		04/15/14 06:22	91-20-3	
2-Propanol	**805**	ug/m3	3.3	0.12	1.34		04/15/14 06:22	67-63-0	E
Propylene	**6.6**	ug/m3	0.47	0.23	1.34		04/15/14 06:22	115-07-1	
Styrene	ND	ug/m3	1.2	0.58	1.34		04/15/14 06:22	100-42-5	
1,1,2,2-Tetrachloroethane	ND	ug/m3	0.94	0.25	1.34		04/15/14 06:22	79-34-5	

REPORT OF LABORATORY ANALYSIS

This report shall not be reproduced, except in full,
without the written consent of Pace Analytical Services, Inc..

Pace Analytical Services, Inc.
1700 Elm Street - Suite 200
Minneapolis, MN 55414
(612)607-1700

ANALYTICAL RESULTS

Project: 60317400 St. Louis Park Inv
Pace Project No.: 10262334

Sample: SSV-4 **Lab ID: 10262334001** Collected: 04/01/14 18:01 Received: 04/03/14 16:38 Matrix: Air

Parameters	Results	Units	Report Limit	MDL	DF	Prepared	Analyzed	CAS No.	Qual
TO15 MSV AIR	Analytical Method: TO-15								
Tetrachloroethene	ND	ug/m3	0.92	0.46	1.34		04/15/14 06:22	127-18-4	
Tetrahydrofuran	**2.0**	ug/m3	0.80	0.40	1.34		04/15/14 06:22	109-99-9	
Toluene	**52.3**	ug/m3	1.0	0.51	1.34		04/15/14 06:22	108-88-3	
1,2,4-Trichlorobenzene	ND	ug/m3	2.0	1.0	1.34		04/15/14 06:22	120-82-1	
1,1,1-Trichloroethane	ND	ug/m3	1.5	0.74	1.34		04/15/14 06:22	71-55-6	
1,1,2-Trichloroethane	ND	ug/m3	0.74	0.37	1.34		04/15/14 06:22	79-00-5	
Trichloroethene	ND	ug/m3	0.74	0.37	1.34		04/15/14 06:22	79-01-6	
Trichlorofluoromethane	**2.7**	ug/m3	1.5	0.30	1.34		04/15/14 06:22	75-69-4	
1,1,2-Trichlorotrifluoroethane	ND	ug/m3	2.1	1.1	1.34		04/15/14 06:22	76-13-1	
1,2,4-Trimethylbenzene	**4.6**	ug/m3	1.3	0.67	1.34		04/15/14 06:22	95-63-6	
1,3,5-Trimethylbenzene	ND	ug/m3	1.3	0.17	1.34		04/15/14 06:22	108-67-8	
Vinyl acetate	**4.9**	ug/m3	0.96	0.48	1.34		04/15/14 06:22	108-05-4	
Vinyl chloride	ND	ug/m3	0.35	0.17	1.34		04/15/14 06:22	75-01-4	
m&p-Xylene	**21.4**	ug/m3	2.4	1.2	1.34		04/15/14 06:22	179601-23-1	
o-Xylene	**4.4**	ug/m3	1.2	0.17	1.34		04/15/14 06:22	95-47-6	

REPORT OF LABORATORY ANALYSIS

This report shall not be reproduced, except in full,
without the written consent of Pace Analytical Services, Inc..

Pace Analytical Services, Inc.
1700 Elm Street - Suite 200
Minneapolis, MN 55414
(612)607-1700

QUALITY CONTROL DATA

Project: 60317400 St. Louis Park Inv
Pace Project No.: 10262334

QC Batch: AIR/19947 Analysis Method: TO-15
QC Batch Method: TO-15 Analysis Description: TO15 MSV AIR Low Level
Associated Lab Samples: 10262334001

METHOD BLANK: 1656583 Matrix: Air
Associated Lab Samples: 10262334001

Parameter	Units	Blank Result	Reporting Limit	Analyzed	Qualifiers
1,1,1-Trichloroethane	ug/m3	ND	1.1	04/14/14 19:31	
1,1,2,2-Tetrachloroethane	ug/m3	ND	0.70	04/14/14 19:31	
1,1,2-Trichloroethane	ug/m3	ND	0.55	04/14/14 19:31	
1,1,2-Trichlorotrifluoroethane	ug/m3	ND	1.6	04/14/14 19:31	
1,1-Dichloroethane	ug/m3	ND	0.82	04/14/14 19:31	
1,1-Dichloroethene	ug/m3	ND	0.81	04/14/14 19:31	
1,2,4-Trichlorobenzene	ug/m3	ND	1.5	04/14/14 19:31	
1,2,4-Trimethylbenzene	ug/m3	ND	1.0	04/14/14 19:31	
1,2-Dibromoethane (EDB)	ug/m3	ND	1.6	04/14/14 19:31	
1,2-Dichlorobenzene	ug/m3	ND	1.2	04/14/14 19:31	
1,2-Dichloroethane	ug/m3	ND	0.41	04/14/14 19:31	
1,2-Dichloropropane	ug/m3	ND	0.94	04/14/14 19:31	
1,3,5-Trimethylbenzene	ug/m3	ND	1.0	04/14/14 19:31	
1,3-Butadiene	ug/m3	ND	0.45	04/14/14 19:31	
1,3-Dichlorobenzene	ug/m3	ND	1.2	04/14/14 19:31	
1,4-Dichlorobenzene	ug/m3	ND	1.2	04/14/14 19:31	
2-Butanone (MEK)	ug/m3	ND	0.60	04/14/14 19:31	
2-Hexanone	ug/m3	ND	0.83	04/14/14 19:31	
2-Propanol	ug/m3	ND	2.5	04/14/14 19:31	
4-Ethyltoluene	ug/m3	ND	1.0	04/14/14 19:31	
4-Methyl-2-pentanone (MIBK)	ug/m3	ND	0.83	04/14/14 19:31	
Acetone	ug/m3	ND	1.2	04/14/14 19:31	
Benzene	ug/m3	ND	0.32	04/14/14 19:31	
Benzyl chloride	ug/m3	ND	1.0	04/14/14 19:31	
Bromodichloromethane	ug/m3	ND	1.4	04/14/14 19:31	
Bromoform	ug/m3	ND	2.1	04/14/14 19:31	
Bromomethane	ug/m3	ND	0.79	04/14/14 19:31	
Carbon disulfide	ug/m3	ND	0.63	04/14/14 19:31	
Carbon tetrachloride	ug/m3	ND	0.64	04/14/14 19:31	
Chlorobenzene	ug/m3	ND	0.94	04/14/14 19:31	
Chloroethane	ug/m3	ND	0.54	04/14/14 19:31	
Chloroform	ug/m3	ND	0.99	04/14/14 19:31	
Chloromethane	ug/m3	ND	0.42	04/14/14 19:31	
cis-1,2-Dichloroethene	ug/m3	ND	0.81	04/14/14 19:31	
cis-1,3-Dichloropropene	ug/m3	ND	0.92	04/14/14 19:31	
Cyclohexane	ug/m3	ND	0.70	04/14/14 19:31	
Dibromochloromethane	ug/m3	ND	1.7	04/14/14 19:31	
Dichlorodifluoromethane	ug/m3	ND	1.0	04/14/14 19:31	
Dichlorotetrafluoroethane	ug/m3	ND	1.4	04/14/14 19:31	
Ethanol	ug/m3	ND	0.38	04/14/14 19:31	
Ethyl acetate	ug/m3	ND	0.73	04/14/14 19:31	
Ethylbenzene	ug/m3	ND	0.88	04/14/14 19:31	
Hexachloro-1,3-butadiene	ug/m3	ND	5.4	04/14/14 19:31	

REPORT OF LABORATORY ANALYSIS

This report shall not be reproduced, except in full,
without the written consent of Pace Analytical Services, Inc..

Pace Analytical Services, Inc.
1700 Elm Street - Suite 200
Minneapolis, MN 55414
(612)607-1700

QUALITY CONTROL DATA

Project: 60317400 St. Louis Park Inv
Pace Project No.: 10262334

METHOD BLANK: 1656583 Matrix: Air
Associated Lab Samples: 10262334001

Parameter	Units	Blank Result	Reporting Limit	Analyzed	Qualifiers
m&p-Xylene	ug/m3	ND	1.8	04/14/14 19:31	
Methyl-tert-butyl ether	ug/m3	ND	0.73	04/14/14 19:31	
Methylene Chloride	ug/m3	ND	1.8	04/14/14 19:31	
n-Heptane	ug/m3	ND	0.83	04/14/14 19:31	
n-Hexane	ug/m3	ND	0.72	04/14/14 19:31	
Naphthalene	ug/m3	ND	1.1	04/14/14 19:31	
o-Xylene	ug/m3	ND	0.88	04/14/14 19:31	
Propylene	ug/m3	ND	0.35	04/14/14 19:31	
Styrene	ug/m3	ND	0.87	04/14/14 19:31	
Tetrachloroethene	ug/m3	ND	0.69	04/14/14 19:31	
Tetrahydrofuran	ug/m3	ND	0.60	04/14/14 19:31	
Toluene	ug/m3	ND	0.77	04/14/14 19:31	
trans-1,2-Dichloroethene	ug/m3	ND	0.81	04/14/14 19:31	
trans-1,3-Dichloropropene	ug/m3	ND	0.92	04/14/14 19:31	
Trichloroethene	ug/m3	ND	0.55	04/14/14 19:31	
Trichlorofluoromethane	ug/m3	ND	1.1	04/14/14 19:31	
Vinyl acetate	ug/m3	ND	0.72	04/14/14 19:31	
Vinyl chloride	ug/m3	ND	0.26	04/14/14 19:31	

LABORATORY CONTROL SAMPLE: 1656584

Parameter	Units	Spike Conc.	LCS Result	LCS % Rec	% Rec Limits	Qualifiers
1,1,1-Trichloroethane	ug/m3	55.5	54.1	97	72-128	
1,1,2,2-Tetrachloroethane	ug/m3	69.8	65.3	94	72-136	
1,1,2-Trichloroethane	ug/m3	55.5	54.0	97	72-130	
1,1,2-Trichlorotrifluoroethane	ug/m3	77.9	77.7	100	68-126	
1,1-Dichloroethane	ug/m3	41.2	39.6	96	68-128	
1,1-Dichloroethene	ug/m3	40.3	39.7	98	68-130	
1,2,4-Trichlorobenzene	ug/m3	75.5	82.3	109	30-150	
1,2,4-Trimethylbenzene	ug/m3	50	47.2	94	71-140	
1,2-Dibromoethane (EDB)	ug/m3	78.1	82.0	105	73-136	
1,2-Dichlorobenzene	ug/m3	61.2	61.4	100	63-150	
1,2-Dichloroethane	ug/m3	41.2	42.3	103	71-132	
1,2-Dichloropropane	ug/m3	47	47.7	101	72-130	
1,3,5-Trimethylbenzene	ug/m3	50	43.3	87	73-136	
1,3-Butadiene	ug/m3	22.5	20.8	92	72-130	
1,3-Dichlorobenzene	ug/m3	61.2	62.3	102	69-142	
1,4-Dichlorobenzene	ug/m3	61.2	58.7	96	65-142	
2-Butanone (MEK)	ug/m3	30	32.6	109	71-135	
2-Hexanone	ug/m3	41.7	47.6	114	75-133	
2-Propanol	ug/m3	25	29.8	119	68-135	
4-Ethyltoluene	ug/m3	50	46.3	93	73-134	
4-Methyl-2-pentanone (MIBK)	ug/m3	41.7	45.3	109	72-137	
Acetone	ug/m3	24.2	30.9	128	68-136	
Benzene	ug/m3	32.5	34.2	105	69-134	

REPORT OF LABORATORY ANALYSIS

This report shall not be reproduced, except in full,
without the written consent of Pace Analytical Services, Inc..

Pace Analytical Services, Inc.
1700 Elm Street - Suite 200
Minneapolis, MN 55414
(612)607-1700

QUALITY CONTROL DATA

Project: 60317400 St. Louis Park Inv
Pace Project No.: 10262334

LABORATORY CONTROL SAMPLE: 1656584

Parameter	Units	Spike Conc.	LCS Result	LCS % Rec	% Rec Limits	Qualifiers
Benzyl chloride	ug/m3	52.5	63.3	121	71-136	
Bromodichloromethane	ug/m3	68.2	68.6	101	74-129	
Bromoform	ug/m3	105	111	105	69-138	
Bromomethane	ug/m3	39.5	36.6	93	68-127	
Carbon disulfide	ug/m3	31.7	30.1	95	68-130	
Carbon tetrachloride	ug/m3	64	66.0	103	66-134	
Chlorobenzene	ug/m3	46.8	46.3	99	72-137	
Chloroethane	ug/m3	26.8	24.4	91	69-128	
Chloroform	ug/m3	49.7	47.4	95	72-127	
Chloromethane	ug/m3	21	20.6	98	69-125	
cis-1,2-Dichloroethene	ug/m3	40.3	39.4	98	71-135	
cis-1,3-Dichloropropene	ug/m3	46.2	47.5	103	74-134	
Cyclohexane	ug/m3	35	31.9	91	72-130	
Dibromochloromethane	ug/m3	86.6	91.5	106	73-133	
Dichlorodifluoromethane	ug/m3	50.3	47.7	95	69-125	
Dichlorotetrafluoroethane	ug/m3	71.1	70.5	99	68-128	
Ethanol	ug/m3	19.2	18.1	94	70-134	
Ethyl acetate	ug/m3	36.6	39.1	107	71-134	
Ethylbenzene	ug/m3	44.2	41.9	95	73-139	
Hexachloro-1,3-butadiene	ug/m3	108	115	106	30-150	
m&p-Xylene	ug/m3	44.2	41.4	94	73-139	
Methyl-tert-butyl ether	ug/m3	36.7	35.5	97	72-132	
Methylene Chloride	ug/m3	35.3	28.8	82	64-134	
n-Heptane	ug/m3	41.7	39.7	95	70-130	
n-Hexane	ug/m3	35.8	35.5	99	69-128	
Naphthalene	ug/m3	53.3	59.4	111	61-150	
o-Xylene	ug/m3	44.2	41.3	93	71-138	
Propylene	ug/m3	17.5	15.6	89	69-133	
Styrene	ug/m3	43.3	47.7	110	74-136	
Tetrachloroethene	ug/m3	69	66.8	97	69-136	
Tetrahydrofuran	ug/m3	30	27.9	93	73-131	
Toluene	ug/m3	38.3	37.9	99	67-133	
trans-1,2-Dichloroethene	ug/m3	40.3	41.4	103	70-131	
trans-1,3-Dichloropropene	ug/m3	46.2	50.8	110	72-135	
Trichloroethene	ug/m3	54.6	53.4	98	70-135	
Trichlorofluoromethane	ug/m3	57.1	55.9	98	67-125	
Vinyl acetate	ug/m3	35.8	40.3	112	72-133	
Vinyl chloride	ug/m3	26	24.0	92	69-132	

SAMPLE DUPLICATE: 1657878

Parameter	Units	10262337001 Result	Dup Result	RPD	Max RPD	Qualifiers
1,1,1-Trichloroethane	ug/m3	ND	.84J		25	
1,1,2,2-Tetrachloroethane	ug/m3	ND	ND		25	
1,1,2-Trichloroethane	ug/m3	ND	ND		25	
1,1,2-Trichlorotrifluoroethane	ug/m3	ND	ND		25	
1,1-Dichloroethane	ug/m3	ND	ND		25	

REPORT OF LABORATORY ANALYSIS

This report shall not be reproduced, except in full,
without the written consent of Pace Analytical Services, Inc..

Pace Analytical Services, Inc.
1700 Elm Street - Suite 200
Minneapolis, MN 55414
(612)607-1700

QUALITY CONTROL DATA

Project: 60317400 St. Louis Park Inv
Pace Project No.: 10262334

SAMPLE DUPLICATE: 1657878

Parameter	Units	10262337001 Result	Dup Result	RPD	Max RPD	Qualifiers
1,1-Dichloroethene	ug/m3	ND	ND		25	
1,2,4-Trichlorobenzene	ug/m3	ND	ND		25	
1,2,4-Trimethylbenzene	ug/m3	2.7	2.1	22	25	
1,2-Dibromoethane (EDB)	ug/m3	ND	ND		25	
1,2-Dichlorobenzene	ug/m3	ND	ND		25	
1,2-Dichloroethane	ug/m3	1.5	1.6	4	25	
1,2-Dichloropropane	ug/m3	ND	ND		25	
1,3,5-Trimethylbenzene	ug/m3	ND	ND		25	
1,3-Butadiene	ug/m3	ND	ND		25	
1,3-Dichlorobenzene	ug/m3	ND	ND		25	
1,4-Dichlorobenzene	ug/m3	ND	ND		25	
2-Butanone (MEK)	ug/m3	3.7	4.8	24	25	
2-Hexanone	ug/m3	1.4	1.2	16	25	
2-Propanol	ug/m3	708	709	.1	25	E
4-Ethyltoluene	ug/m3	ND	ND		25	
4-Methyl-2-pentanone (MIBK)	ug/m3	ND	ND		25	
Acetone	ug/m3	347	360	3	25	E
Benzene	ug/m3	0.67	0.58	14	25	
Benzyl chloride	ug/m3	ND	ND		25	
Bromodichloromethane	ug/m3	ND	ND		25	
Bromoform	ug/m3	ND	ND		25	
Bromomethane	ug/m3	ND	ND		25	
Carbon disulfide	ug/m3	ND	ND		25	
Carbon tetrachloride	ug/m3	ND	ND		25	
Chlorobenzene	ug/m3	ND	ND		25	
Chloroethane	ug/m3	ND	ND		25	
Chloroform	ug/m3	ND	ND		25	
Chloromethane	ug/m3	ND	ND		25	
cis-1,2-Dichloroethene	ug/m3	2.6	3.1	20	25	
cis-1,3-Dichloropropene	ug/m3	ND	ND		25	
Cyclohexane	ug/m3	ND	ND		25	
Dibromochloromethane	ug/m3	ND	ND		25	
Dichlorodifluoromethane	ug/m3	2.0	2.4	16	25	
Dichlorotetrafluoroethane	ug/m3	ND	ND		25	
Ethanol	ug/m3	245	262	7	25	E
Ethyl acetate	ug/m3	ND	ND		25	
Ethylbenzene	ug/m3	2.9	2.9	2	25	
Hexachloro-1,3-butadiene	ug/m3	ND	ND		25	
m&p-Xylene	ug/m3	10.5	11.2	6	25	
Methyl-tert-butyl ether	ug/m3	ND	ND		25	
Methylene Chloride	ug/m3	6.0	6.3	5	25	
n-Heptane	ug/m3	3.1	3.1	.5	25	
n-Hexane	ug/m3	ND	ND		25	
Naphthalene	ug/m3	5.3	4.8	10	25	
o-Xylene	ug/m3	2.7	2.3	16	25	
Propylene	ug/m3	ND	ND		25	
Styrene	ug/m3	ND	ND		25	
Tetrachloroethene	ug/m3	3.2	2.9	11	25	

REPORT OF LABORATORY ANALYSIS

This report shall not be reproduced, except in full,
without the written consent of Pace Analytical Services, Inc..

Pace Analytical Services, Inc.
1700 Elm Street - Suite 200
Minneapolis, MN 55414
(612)607-1700

QUALITY CONTROL DATA

Project: 60317400 St. Louis Park Inv
Pace Project No.: 10262334

SAMPLE DUPLICATE: 1657878

Parameter	Units	10262337001 Result	Dup Result	RPD	Max RPD	Qualifiers
Tetrahydrofuran	ug/m3	1.6	1.8	10	25	
Toluene	ug/m3	26.8	25.8	4	25	
trans-1,2-Dichloroethene	ug/m3	ND	.91J		25	
trans-1,3-Dichloropropene	ug/m3	ND	ND		25	
Trichloroethene	ug/m3	1.6	1.8	9	25	
Trichlorofluoromethane	ug/m3	ND	ND		25	
Vinyl acetate	ug/m3	3.2	3.6	14	25	
Vinyl chloride	ug/m3	ND	ND		25	

This report shall not be reproduced, except in full,
without the written consent of Pace Analytical Services, Inc..

Pace Analytical Services, Inc.
1700 Elm Street - Suite 200
Minneapolis, MN 55414
(612)607-1700

QUALIFIERS

Project: 60317400 St. Louis Park Inv
Pace Project No.: 10262334

DEFINITIONS

DF - Dilution Factor, if reported, represents the factor applied to the reported data due to changes in sample preparation, dilution of the sample aliquot, or moisture content.

ND - Not Detected at or above adjusted reporting limit.

J - Estimated concentration above the adjusted method detection limit and below the adjusted reporting limit.

MDL - Adjusted Method Detection Limit.

PRL - Pace Reporting Limit.

RL - Reporting Limit.

S - Surrogate

1,2-Diphenylhydrazine (8270 listed analyte) decomposes to Azobenzene.

Consistent with EPA guidelines, unrounded data are displayed and have been used to calculate % recovery and RPD values.

LCS(D) - Laboratory Control Sample (Duplicate)

MS(D) - Matrix Spike (Duplicate)

DUP - Sample Duplicate

RPD - Relative Percent Difference

NC - Not Calculable.

SG - Silica Gel - Clean-Up

U - Indicates the compound was analyzed for, but not detected.

N-Nitrosodiphenylamine decomposes and cannot be separated from Diphenylamine using Method 8270. The result reported for each analyte is a combined concentration.

Pace Analytical is TNI accredited. Contact your Pace PM for the current list of accredited analytes.

TNI - The NELAC Institute.

SAMPLE QUALIFIERS

Sample: 10262334001

[1] The internal standard recoveries associated with this sample exceed the lower control limit. The reported results should be considered estimated values.

[2] The Total Hydrocarbon (THC) pattern is evenly distributed throughout the chromatogram (before and after toluene).

Sample: 1657878

[1] The internal standard recoveries associated with this sample exceed the lower control limit. The reported results should be considered estimated values.

ANALYTE QUALIFIERS

E Analyte concentration exceeded the calibration range. The reported result is estimated.

This report shall not be reproduced, except in full,
without the written consent of Pace Analytical Services, Inc..

Pace Analytical Services, Inc.
1700 Elm Street - Suite 200
Minneapolis, MN 55414
(612)607-1700

QUALITY CONTROL DATA CROSS REFERENCE TABLE

Project: 60317400 St. Louis Park Inv
Pace Project No.: 10262334

Lab ID	Sample ID	QC Batch Method	QC Batch	Analytical Method	Analytical Batch
10262334001	**SSV-4**	TO-15	AIR/19947		

This report shall not be reproduced, except in full,
without the written consent of Pace Analytical Services, Inc..

10262334

Pace Analytical®
www.pacelabs.com

AIR: CHAIN-OF-CUSTODY / Analytical Request Document

The Chain-of-Custody is a LEGAL DOCUMENT. All relevant fields must be completed accurately.

14941

Page: 1 of 1

Section A Required Client Information:

Company: AECOM
Address: 800 LaSalle Ave S. Ste 800
Minneapolis, MN 55402
Email To: tony.royell@aecom.com
Phone: 612-376-2000 Fax:
Requested Due Date/TAT: STD

Section B Required Project Information:

Report To: Tony Royell
Copy To:
Purchase Order No.:
Project Name: St. Cloud Park Inn
Project Number: 60317420

Section C Invoice Information:

Attention: AMC
Company Name:
Address:
Pace Quote Reference:
Pace Project Manager/Sales Rep. Carol Denny
Pace Profile #:

Program: ☐ UST ☐ Superfund ☐ Emissions ☐ Clean Air Act ☐ Voluntary Clean Up ☐ Dry Clean ☐ RCRA ☐ Other

Location of Sampling by State: MN

Reporting Units: ug/m³ ___ mg/m³ ___ PPBV ___ PPMV ___ Other ___

Report Level II.___ III.___ IV.___ Other___

*Section D Required Client Information

AIR SAMPLE ID
Sample IDs MUST BE UNIQUE

Valid Media Codes

MEDIA	CODE
Tedlar Bag	TB
1 Liter Summa Can	1LC
6 Liter Summa Can	6LC
Low Volume Puff	LVP
High Volume Puff	HVP
Other	PM10

ITEM #	Sample ID	MEDIA CODE	PID Reading (Client only)	COLLECTED COMPOSITE START END/GRAB DATE	COLLECTED COMPOSITE START END/GRAB TIME	COLLECTED COMPOSITE - DATE	COLLECTED COMPOSITE - TIME	Canister Pressure (Initial Field - psig)	Canister Pressure (Final Field - psig)	Summa Can Number	Flow Control Number	Method: PM10	3C- Fixed Gas (%)	TO-3	TO-3M (Methane)	TO-4 (PCBs)	TO-13 (PAH)	TO-14	TO-15	TO15 Short List*	Pace Lab ID
1	SSV-4	GC		4-1-14	1706	~~4-2-14~~	1801	-30	0	2329								X			001
2						4-2-14															002
3																					
4																					
5																					
6																					
7																					
8																					
9																					
10																					
11																					
12																					

Comments :

RELINQUISHED BY / AFFILIATION	DATE	TIME	ACCEPTED BY / AFFILIATION	DATE	TIME
Ben Klaus / AECOM	4-3-14	1639	[signature]	4.3.14	16:38

SAMPLE CONDITIONS

	Y/N	Y/N	Y/N	Y/N
	Y/N	Y/N	Y/N	Y/N
	Y/N	Y/N	Y/N	Y/N
Temp in °C	Received on Ice	Custody Sealed Cooler	Samples Intact	

SAMPLER NAME AND SIGNATURE

PRINT Name of SAMPLER: Ben Klaus

SIGNATURE of SAMPLER: [signature] DATE Signed (MM / DD / YY): 4-3-14

ORIGINAL

Pace Analytical	Document Name: Air Sample Condition Upon Receipt	Document Revised: 26Dec2013 Page 1 of 1
	Document No.: F-MN-A-106-rev.09	Issuing Authority: Pace Minnesota Quality Office

Air Sample Condition Upon Receipt

Client Name: Aecom

Project #: WO# : 10262334

10262334

Courier: ☐ Fed Ex ☐ UPS ☐ USPS ☒ Client ☐ Commercial ☐ Pace ☐ Other: _____

Tracking Number: _____

Custody Seal on Cooler/Box Present? ☐ Yes ☒ No **Seals Intact?** ☐ Yes ☒ No

Optional: Proj. Due Date: Proj. Name:

Packing Material: ☒ Bubble Wrap ☐ Bubble Bags ☒ Foam ☐ None ☐ Other: _____ **Temp Blank rec:** ☐ Yes ☒ No

Temp. (TO17 and TO13 samples only) (°C): _____ **Corrected Temp (°C):** _____ **Thermom. Used:** ☐ B88A912167504 ☐ B88A9132521491 ☐ 72337080 ☐ 80512447

Temp should be above freezing to 6°C **Correction Factor:** _____ **Date & Initials of Person Examining Contents:** 4/4/14

Type of ice Received ☐ Blue ☐ Wet ☒ None

				Comments:
Chain of Custody Present?	☒ Yes	☐ No	☐ N/A	1.
Chain of Custody Filled Out?	☒ Yes	☐ No	☐ N/A	2.
Chain of Custody Relinquished?	☒ Yes	☐ No	☐ N/A	3.
Sampler Name and/or Signature on COC?	☒ Yes	☐ No	☐ N/A	4.
Samples Arrived within Hold Time?	☒ Yes	☐ No	☐ N/A	5.
Short Hold Time Analysis (<72 hr)?	☐ Yes	☒ No	☐ N/A	6.
Rush Turn Around Time Requested?	☐ Yes	☒ No	☐ N/A	7.
Sufficient Volume?	☒ Yes	☐ No	☐ N/A	8.
Correct Containers Used?	☒ Yes	☐ No	☐ N/A	9.
-Pace Containers Used?	☒ Yes	☐ No	☐ N/A	
Containers Intact?	☒ Yes	☐ No	☐ N/A	10.
Media: air can				11.
Sample Labels Match COC?	☒ Yes	☐ No	☐ N/A	12.

Samples Received:

Canisters		Flow Controllers		Stand Alone G	
Sample Number	Can ID	Sample Number	Can ID	Sample Number	Can ID
SSV-4	2329		0472		
Unused	2138		0474		

CLIENT NOTIFICATION/RESOLUTION **Field Data Required?** ☐ Yes ☐ No

Person Contacted: _____ Date/Time: _____

Comments/Resolution: _____

Project Manager Review: CPD **Date:** 4/4/14

Note: Whenever there is a discrepancy affecting North Carolina compliance samples, a copy of this form will be sent to the North Carolina DEHNR Certification Office (i.e out of hold, incorrect preservative, out of temp, incorrect containers)

Data File: \\192.168.10.12\chem\10air0.i\041414.b\10444.D
Report Date: 16-Apr-2014 13:55

Pace Analytical Services, Inc.

TENTATIVELY IDENTIFIED COMPOUNDS

Client Name:
Lab Smp Id: 10262334001
Operator : JAM
Sample Location:
Sample Matrix: AIR
Analysis Type: VOA
Inj Date: 15-APR-2014 06:22

Client SDG: 041414.b

Sample Date:
Sample Point:
Date Received:
Level: LOW

Number TICs found: 10

CONCENTRATION UNITS:
(ug/L or ug/KG) ppbv

	CAS NUMBER	COMPOUND NAME	RT	EST. CONC.	Q
1.	541-05-9	Cyclotrisiloxane, hexamethy	8.274	153	NJ
2.	124-18-5	Decane	13.448	55.9	NJ
3.		Unknown	13.559	37.8	J
4.		Unknown	13.950	134	J
5.		Unknown	14.186	33.8	J
6.		Unknown	14.285	73.4	J
7.		Unknown	14.713	49.0	J
8.	54411-12-0	Benzene, (2-chloro-2-buteny	14.924	49.3	NJ
9.	54676-39-0	Cyclohexane, 2-butyl-1,1,3-	15.290	41.0	NJ
10.		Unknown	15.408	36.2	J

Data File: \\192.168.10.12\chem\10air0.i\041414.b\10444.D
Report Date: 16-Apr-2014 13:55

Pace Analytical Services, Inc.

TO15 Analysis (UNIX)

Data file : \\192.168.10.12\chem\10air0.i\041414.b\10444.D
Lab Smp Id: 10262334001
Inj Date : 15-APR-2014 06:22
Operator : JAM Inst ID: 10air0.i
Smp Info :
Misc Info : 19947
Comment : Volatile Organic COMPOUNDS in Air
Method : \\192.168.10.12\chem\10air0.i\041414.b\TO15_104-14.m
Meth Date : 15-Apr-2014 13:57 jmasterman Quant Type: ISTD
Cal Date : 14-APR-2014 17:27 Cal File: 10416.D
Als bottle: 40
Dil Factor: 1.34000
Integrator: HP RTE Compound Sublist: all.sub
Target Version: 4.14

Concentration Formula: Amt * DF * Uf * CpndVariable

Name	Value	Description
DF	1.340	Dilution Factor
Uf	1.000	ng unit correction factor
Cpnd Variable		Local Compound Variable

ISTD	RT	AREA	AMOUNT
* 61 Chlorobenzene - d5	9.186	95417	10.000

RT	AREA	CONCENTRATIONS ON-COL(ppbv)	CONCENTRATIONS FINAL(ppbv)	QUAL	QUANT LIBRARY	QUANT LIB ENTRY	CPND #
Cyclotrisiloxane, hexamethyl-				CAS #: 541-05-9			
8.274	1091040	114.343834	153	91	NIST05.L	73121	61
Decane				CAS #: 124-18-5			
13.448	398362	41.7494114	55.9	83	NIST05.L	18486	61
Unknown				CAS #:			
13.559	269097	28.2020367	37.8	0		0	61
Unknown				CAS #:			
13.950	953646	99.9446125	134	0		0	61
Unknown				CAS #:			
14.186	240967	25.2539618	33.8	0		0	61
Unknown				CAS #:			
14.285	522730	54.7834689	73.4	0		0	61

Data File: \\192.168.10.12\chem\10air0.i\041414.b\10444.D
Report Date: 16-Apr-2014 13:55

RT	AREA	CONCENTRATIONS ON-COL(ppbv)	CONCENTRATIONS FINAL(ppbv)	QUAL	QUANT LIBRARY	QUANT LIB ENTRY	CPND #
Unknown				CAS #:			
14.713	348672	36.5416937	49.0	0		0	61
Benzene, (2-chloro-2-butenyl)-				CAS #: 54411-12-0			
14.924	350951	36.7805417	49.3	90	NIST05.L	33135	61
Cyclohexane, 2-butyl-1,1,3-trimethyl-				CAS #: 54676-39-0			
15.290	291739	30.5749964	41.0	93	NIST05.L	44646	61
Unknown				CAS #:			
15.408	257802	27.0182798	36.2	0		0	61

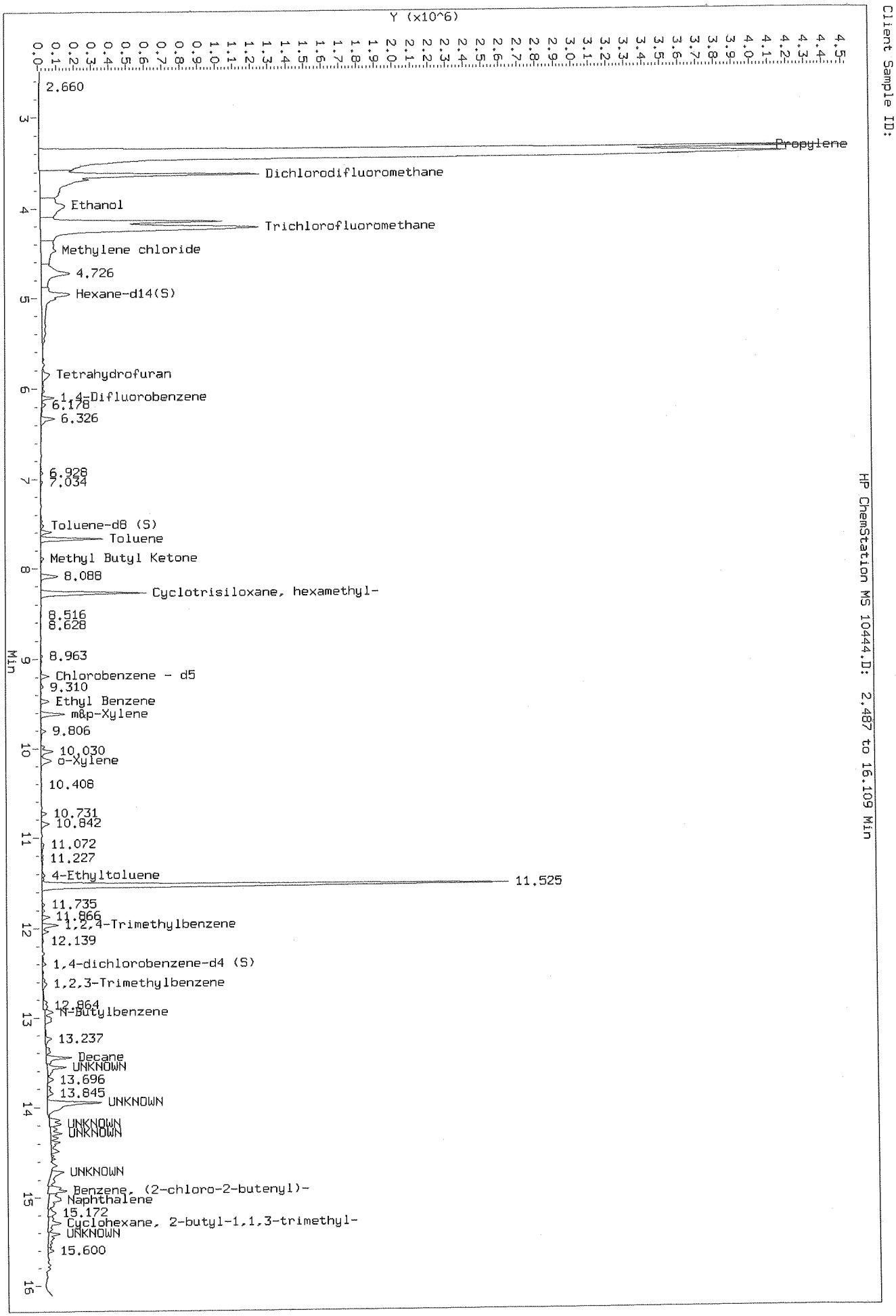
Y (x10^6)
Min
2.660
Propylene
Dichlorodifluoromethane
Ethanol
Trichlorofluoromethane
Methylene chloride
4.726
Hexane-d14(S)
Tetrahydrofuran
1,4-Difluorobenzene
6.178
6.326
6.928
7.034
Toluene-d8 (S)
Toluene
Methyl Butyl Ketone
8.088
Cyclotrisiloxane, hexamethyl-
8.516
8.628
8.963
Chlorobenzene - d5
9.310
Ethyl Benzene
m&p-Xylene
9.806
10.030
o-Xylene
10.408
10.731
10.842
11.072
11.227
4-Ethyltoluene
11.525
11.735
11.866
1,2,4-Trimethylbenzene
12.139
1,4-dichlorobenzene-d4 (S)
1,2,3-Trimethylbenzene
12.964
N-Butylbenzene
13.237
Decane
UNKNOWN
13.696
13.845
UNKNOWN
UNKNOWN
UNKNOWN
UNKNOWN
Benzene, (2-chloro-2-butenyl)-
Naphthalene
15.172
Cyclohexane, 2-butyl-1,1,3-trimethyl-
UNKNOWN
15.600
HP ChemStation MS 10444.D: 2.487 to 16.109 Min
Data File: \\192.168.10.12\chem\10air0.i\041414.b\10444.D
Injection Date: 15-APR-2014 06:22
Instrument: 10air0.i
Client Sample ID:

Pace Analytical Services, Inc.
1700 Elm Street - Suite 200
Minneapolis, MN 55414
(612)607-1700

June 23, 2014

Tony Coryell
AECOM
800 LaSalle Avenue
Minneapolis, MN 55402

RE: Project: 60317420 St. Louis Park Inv.
Pace Project No.: 10270020

Dear Tony Coryell:
Enclosed are the analytical results for sample(s) received by the laboratory on June 09, 2014. The results relate only to the samples included in this report. Results reported herein conform to the most current TNI standards and the laboratory's Quality Assurance Manual, where applicable, unless otherwise noted in the body of the report.

If you have any questions concerning this report, please feel free to contact me.

Sincerely,

Carol Davy
carol.davy@pacelabs.com
Project Manager

Enclosures

REPORT OF LABORATORY ANALYSIS

This report shall not be reproduced, except in full,
without the written consent of Pace Analytical Services, Inc..

Pace Analytical Services, Inc.
1700 Elm Street - Suite 200
Minneapolis, MN 55414
(612)607-1700

CERTIFICATIONS

Project: 60317420 St. Louis Park Inv.
Pace Project No.: 10270020

Minnesota Certification IDs

1700 Elm Street SE Suite 200, Minneapolis, MN 55414
A2LA Certification #: 2926.01
Alabama Certification #40770
Alabama Certification #40770
Alaska Certification #: UST-078
Alaska Certification #MN00064
Arizona Certification #: AZ-0014
Arkansas Certification #: 88-0680
California Certification #: 01155CA
Colorado Certification #Pace
Connecticut Certification #: PH-0256
EPA Region 8 Certification #: 8TMS-L
Florida/NELAP Certification #: E87605
Guam Certification #: Pace
Georgia Certification #: 959
Idaho Certification #: MN00064
Hawaii Certification #MN00064
Illinois Certification #: 200011
Indiana Certification#C-MN-01
Iowa Certification #: 368
Kansas Certification #: E-10167
Kentucky Dept of Envi. Protection - DW #90062
Kentucky Dept of Envi. Protection - WW #:90062
Louisiana DEQ Certification #: 3086
Louisiana DHH #: LA140001
Maine Certification #: 2013011
Maryland Certification #: 322
Michigan DEPH Certification #: 9909
Minnesota Certification #: 027-053-137
Mississippi Certification #: Pace
Montana Certification #: MT0092
Nebraska Certification #: Pace
New Jersey Certification #: MN-002
New Jersey Certification #: MN-002
New York Certification #: 11647
North Carolina Certification #: 530
North Carolina State Public Health #: 27700
North Dakota Certification #: R-036
Ohio EPA #: 4150
Ohio VAP Certification #: CL101
Oklahoma Certification #: 9507
Oregon Certification #: MN200001
Oregon Certification #: MN300001
Pennsylvania Certification #: 68-00563
Puerto Rico Certification
Saipan (CNMI) #:MP0003
South Carolina #:74003001
Texas Certification #: T104704192
Tennessee Certification #: 02818
Utah Certification #: MN000642013-4
Virginia DGS Certification #: 251
Virginia/VELAP Certification #: Pace
Washington Certification #: C486
Wisconsin Certification #: 999407970
West Virginia Certification #: 382
West Virginia TO-15 Approval
West Virginia DHHR #:9952C

This report shall not be reproduced, except in full,
without the written consent of Pace Analytical Services, Inc..

Pace Analytical Services, Inc.
1700 Elm Street - Suite 200
Minneapolis, MN 55414
(612)607-1700

SAMPLE SUMMARY

Project: 60317420 St. Louis Park Inv.
Pace Project No.: 10270020

Lab ID	Sample ID	Matrix	Date Collected	Date Received
10270020001	**SSV-17**	Air	06/09/14 11:15	06/09/14 11:53
10270020002	**SSV-18**	Air	06/09/14 11:10	06/09/14 11:53

This report shall not be reproduced, except in full,
without the written consent of Pace Analytical Services, Inc..

Pace Analytical Services, Inc.
1700 Elm Street - Suite 200
Minneapolis, MN 55414
(612)607-1700

SAMPLE ANALYTE COUNT

Project: 60317420 St. Louis Park Inv.
Pace Project No.: 10270020

Lab ID	Sample ID	Method	Analysts	Analytes Reported
10270020001	**SSV-17**	TO-15	DR1	61
10270020002	**SSV-18**	TO-15	DR1	61

This report shall not be reproduced, except in full,
without the written consent of Pace Analytical Services, Inc..

Pace Analytical Services, Inc.
1700 Elm Street - Suite 200
Minneapolis, MN 55414
(612)607-1700

PROJECT NARRATIVE

Project: 60317420 St. Louis Park Inv.
Pace Project No.: 10270020

Method: **TO-15**
Description: TO15 MSV AIR
Client: AECOM
Date: June 23, 2014

General Information:
2 samples were analyzed for TO-15. All samples were received in acceptable condition with any exceptions noted below.

Hold Time:
The samples were analyzed within the method required hold times with any exceptions noted below.

Initial Calibrations (including MS Tune as applicable):
All criteria were within method requirements with any exceptions noted below.

Continuing Calibration:
All criteria were within method requirements with any exceptions noted below.

Internal Standards:
All internal standards were within QC limits with any exceptions noted below.

Method Blank:
All analytes were below the report limit in the method blank, where applicable, with any exceptions noted below.

Laboratory Control Spike:
All laboratory control spike compounds were within QC limits with any exceptions noted below.

Duplicate Sample:
All duplicate sample results were within method acceptance criteria with any exceptions noted below.

Additional Comments:

Sample Comments:

K3: The Total Hydrocarbon (THC) pattern is evenly distributed throughout the chromatogram (before and after toluene).
- SSV-17 (Lab ID: 10270020001)
- SSV-18 (Lab ID: 10270020002)

Analyte Comments:

QC Batch: AIR/20591

E: Analyte concentration exceeded the calibration range. The reported result is estimated.
- SSV-17 (Lab ID: 10270020001)
  - Ethanol
  - Acetone
- SSV-18 (Lab ID: 10270020002)
  - Ethanol

This data package has been reviewed for quality and completeness and is approved for release.

This report shall not be reproduced, except in full,
without the written consent of Pace Analytical Services, Inc..

Pace Analytical Services, Inc.
1700 Elm Street - Suite 200
Minneapolis, MN 55414
(612)607-1700

ANALYTICAL RESULTS

Project: 60317420 St. Louis Park Inv.
Pace Project No.: 10270020

Sample: SSV-17 **Lab ID: 10270020001** Collected: 06/09/14 11:15 Received: 06/09/14 11:53 Matrix: Air

Parameters	Results	Units	Report Limit	MDL	DF	Prepared	Analyzed	CAS No.	Qual
TO15 MSV AIR	Analytical Method: TO-15								
Acetone	**140**	ug/m3	3.4	1.7	1.39		06/19/14 23:45	67-64-1	E
Benzene	**2.3**	ug/m3	0.45	0.16	1.39		06/19/14 23:45	71-43-2	
Benzyl chloride	ND	ug/m3	1.5	0.73	1.39		06/19/14 23:45	100-44-7	
Bromodichloromethane	ND	ug/m3	1.9	0.25	1.39		06/19/14 23:45	75-27-4	
Bromoform	ND	ug/m3	2.9	0.45	1.39		06/19/14 23:45	75-25-2	
Bromomethane	ND	ug/m3	1.1	0.38	1.39		06/19/14 23:45	74-83-9	
1,3-Butadiene	ND	ug/m3	0.63	0.12	1.39		06/19/14 23:45	106-99-0	
2-Butanone (MEK)	**15.0**	ug/m3	0.83	0.38	1.39		06/19/14 23:45	78-93-3	
Carbon disulfide	ND	ug/m3	0.88	0.10	1.39		06/19/14 23:45	75-15-0	
Carbon tetrachloride	ND	ug/m3	0.89	0.44	1.39		06/19/14 23:45	56-23-5	
Chlorobenzene	ND	ug/m3	1.3	0.15	1.39		06/19/14 23:45	108-90-7	
Chloroethane	ND	ug/m3	0.75	0.22	1.39		06/19/14 23:45	75-00-3	
Chloroform	ND	ug/m3	1.4	0.25	1.39		06/19/14 23:45	67-66-3	
Chloromethane	ND	ug/m3	0.58	0.27	1.39		06/19/14 23:45	74-87-3	
Cyclohexane	**1.3**	ug/m3	0.97	0.18	1.39		06/19/14 23:45	110-82-7	
Dibromochloromethane	ND	ug/m3	2.4	1.2	1.39		06/19/14 23:45	124-48-1	
1,2-Dibromoethane (EDB)	ND	ug/m3	2.2	0.33	1.39		06/19/14 23:45	106-93-4	
1,2-Dichlorobenzene	ND	ug/m3	1.7	0.20	1.39		06/19/14 23:45	95-50-1	
1,3-Dichlorobenzene	ND	ug/m3	1.7	0.32	1.39		06/19/14 23:45	541-73-1	
1,4-Dichlorobenzene	ND	ug/m3	1.7	0.28	1.39		06/19/14 23:45	106-46-7	
Dichlorodifluoromethane	**2.4**	ug/m3	1.4	0.15	1.39		06/19/14 23:45	75-71-8	
1,1-Dichloroethane	ND	ug/m3	1.1	0.19	1.39		06/19/14 23:45	75-34-3	
1,2-Dichloroethane	**2.5**	ug/m3	0.57	0.17	1.39		06/19/14 23:45	107-06-2	
1,1-Dichloroethene	ND	ug/m3	1.1	0.14	1.39		06/19/14 23:45	75-35-4	
cis-1,2-Dichloroethene	ND	ug/m3	1.1	0.27	1.39		06/19/14 23:45	156-59-2	
trans-1,2-Dichloroethene	ND	ug/m3	1.1	0.23	1.39		06/19/14 23:45	156-60-5	
1,2-Dichloropropane	ND	ug/m3	1.3	0.21	1.39		06/19/14 23:45	78-87-5	
cis-1,3-Dichloropropene	ND	ug/m3	1.3	0.19	1.39		06/19/14 23:45	10061-01-5	
trans-1,3-Dichloropropene	ND	ug/m3	1.3	0.21	1.39		06/19/14 23:45	10061-02-6	
Dichlorotetrafluoroethane	ND	ug/m3	2.0	0.35	1.39		06/19/14 23:45	76-14-2	
Ethanol	**357**	ug/m3	1.3	0.44	1.39		06/19/14 23:45	64-17-5	E
Ethyl acetate	**3.7**	ug/m3	1.0	0.18	1.39		06/19/14 23:45	141-78-6	
Ethylbenzene	**15.4**	ug/m3	1.2	0.25	1.39		06/19/14 23:45	100-41-4	
4-Ethyltoluene	**19.1**	ug/m3	1.4	0.24	1.39		06/19/14 23:45	622-96-8	
n-Heptane	**1.8**	ug/m3	1.2	0.23	1.39		06/19/14 23:45	142-82-5	
Hexachloro-1,3-butadiene	ND	ug/m3	3.1	0.57	1.39		06/19/14 23:45	87-68-3	
n-Hexane	**1.7**	ug/m3	1.0	0.14	1.39		06/19/14 23:45	110-54-3	
2-Hexanone	ND	ug/m3	1.2	0.30	1.39		06/19/14 23:45	591-78-6	
Methylene Chloride	ND	ug/m3	4.9	0.32	1.39		06/19/14 23:45	75-09-2	
4-Methyl-2-pentanone (MIBK)	**6.5**	ug/m3	1.2	0.24	1.39		06/19/14 23:45	108-10-1	
Methyl-tert-butyl ether	ND	ug/m3	1.0	0.12	1.39		06/19/14 23:45	1634-04-4	
Naphthalene	**62.8**	ug/m3	3.7	0.36	1.39		06/19/14 23:45	91-20-3	
2-Propanol	**72.8**	ug/m3	1.7	0.13	1.39		06/19/14 23:45	67-63-0	
Propylene	**3.1**	ug/m3	0.49	0.15	1.39		06/19/14 23:45	115-07-1	
Styrene	**1.3**	ug/m3	1.2	0.19	1.39		06/19/14 23:45	100-42-5	
1,1,2,2-Tetrachloroethane	ND	ug/m3	0.97	0.32	1.39		06/19/14 23:45	79-34-5	

REPORT OF LABORATORY ANALYSIS

This report shall not be reproduced, except in full,
without the written consent of Pace Analytical Services, Inc..

Pace Analytical Services, Inc.
1700 Elm Street - Suite 200
Minneapolis, MN 55414
(612)607-1700

ANALYTICAL RESULTS

Project: 60317420 St. Louis Park Inv.
Pace Project No.: 10270020

Sample: SSV-17 **Lab ID: 10270020001** Collected: 06/09/14 11:15 Received: 06/09/14 11:53 Matrix: Air

Parameters	Results	Units	Report Limit	MDL	DF	Prepared	Analyzed	CAS No.	Qual
TO15 MSV AIR	Analytical Method: TO-15								
Tetrachloroethene	ND	ug/m3	0.96	0.26	1.39		06/19/14 23:45	127-18-4	
Tetrahydrofuran	ND	ug/m3	0.83	0.19	1.39		06/19/14 23:45	109-99-9	
Toluene	**56.7**	ug/m3	1.1	0.19	1.39		06/19/14 23:45	108-88-3	
1,2,4-Trichlorobenzene	ND	ug/m3	2.1	0.51	1.39		06/19/14 23:45	120-82-1	
1,1,1-Trichloroethane	ND	ug/m3	1.5	0.19	1.39		06/19/14 23:45	71-55-6	
1,1,2-Trichloroethane	ND	ug/m3	0.76	0.34	1.39		06/19/14 23:45	79-00-5	
Trichloroethene	**0.98**	ug/m3	0.76	0.25	1.39		06/19/14 23:45	79-01-6	
Trichlorofluoromethane	**1.8**	ug/m3	1.6	0.19	1.39		06/19/14 23:45	75-69-4	
1,1,2-Trichlorotrifluoroethane	ND	ug/m3	2.2	0.22	1.39		06/19/14 23:45	76-13-1	
1,2,4-Trimethylbenzene	**76.0**	ug/m3	1.4	0.17	1.39		06/19/14 23:45	95-63-6	
1,3,5-Trimethylbenzene	**16.4**	ug/m3	1.4	0.29	1.39		06/19/14 23:45	108-67-8	
Vinyl acetate	ND	ug/m3	1.0	0.48	1.39		06/19/14 23:45	108-05-4	
Vinyl chloride	ND	ug/m3	0.36	0.13	1.39		06/19/14 23:45	75-01-4	
m&p-Xylene	**73.7**	ug/m3	2.4	0.19	1.39		06/19/14 23:45	179601-23-1	
o-Xylene	**26.3**	ug/m3	1.2	0.61	1.39		06/19/14 23:45	95-47-6	

REPORT OF LABORATORY ANALYSIS

This report shall not be reproduced, except in full,
without the written consent of Pace Analytical Services, Inc..

Pace Analytical Services, Inc.
1700 Elm Street - Suite 200
Minneapolis, MN 55414
(612)607-1700

ANALYTICAL RESULTS

Project: 60317420 St. Louis Park Inv.
Pace Project No.: 10270020

Sample: SSV-18 **Lab ID: 10270020002** Collected: 06/09/14 11:10 Received: 06/09/14 11:53 Matrix: Air

Parameters	Results	Units	Report Limit	MDL	DF	Prepared	Analyzed	CAS No.	Qual
TO15 MSV AIR	Analytical Method: TO-15								
Acetone	**71.2**	ug/m3	3.4	1.7	1.39		06/19/14 23:14	67-64-1	
Benzene	**1.9**	ug/m3	0.45	0.16	1.39		06/19/14 23:14	71-43-2	
Benzyl chloride	ND	ug/m3	1.5	0.73	1.39		06/19/14 23:14	100-44-7	
Bromodichloromethane	ND	ug/m3	1.9	0.25	1.39		06/19/14 23:14	75-27-4	
Bromoform	ND	ug/m3	2.9	0.45	1.39		06/19/14 23:14	75-25-2	
Bromomethane	ND	ug/m3	1.1	0.38	1.39		06/19/14 23:14	74-83-9	
1,3-Butadiene	ND	ug/m3	0.63	0.12	1.39		06/19/14 23:14	106-99-0	
2-Butanone (MEK)	**5.6**	ug/m3	0.83	0.38	1.39		06/19/14 23:14	78-93-3	
Carbon disulfide	ND	ug/m3	0.88	0.10	1.39		06/19/14 23:14	75-15-0	
Carbon tetrachloride	ND	ug/m3	0.89	0.44	1.39		06/19/14 23:14	56-23-5	
Chlorobenzene	ND	ug/m3	1.3	0.15	1.39		06/19/14 23:14	108-90-7	
Chloroethane	ND	ug/m3	0.75	0.22	1.39		06/19/14 23:14	75-00-3	
Chloroform	ND	ug/m3	1.4	0.25	1.39		06/19/14 23:14	67-66-3	
Chloromethane	ND	ug/m3	0.58	0.27	1.39		06/19/14 23:14	74-87-3	
Cyclohexane	**1.8**	ug/m3	0.97	0.18	1.39		06/19/14 23:14	110-82-7	
Dibromochloromethane	ND	ug/m3	2.4	1.2	1.39		06/19/14 23:14	124-48-1	
1,2-Dibromoethane (EDB)	ND	ug/m3	2.2	0.33	1.39		06/19/14 23:14	106-93-4	
1,2-Dichlorobenzene	ND	ug/m3	1.7	0.20	1.39		06/19/14 23:14	95-50-1	
1,3-Dichlorobenzene	ND	ug/m3	1.7	0.32	1.39		06/19/14 23:14	541-73-1	
1,4-Dichlorobenzene	ND	ug/m3	1.7	0.28	1.39		06/19/14 23:14	106-46-7	
Dichlorodifluoromethane	**1.9**	ug/m3	1.4	0.15	1.39		06/19/14 23:14	75-71-8	
1,1-Dichloroethane	ND	ug/m3	1.1	0.19	1.39		06/19/14 23:14	75-34-3	
1,2-Dichloroethane	ND	ug/m3	0.57	0.17	1.39		06/19/14 23:14	107-06-2	
1,1-Dichloroethene	ND	ug/m3	1.1	0.14	1.39		06/19/14 23:14	75-35-4	
cis-1,2-Dichloroethene	ND	ug/m3	1.1	0.27	1.39		06/19/14 23:14	156-59-2	
trans-1,2-Dichloroethene	ND	ug/m3	1.1	0.23	1.39		06/19/14 23:14	156-60-5	
1,2-Dichloropropane	ND	ug/m3	1.3	0.21	1.39		06/19/14 23:14	78-87-5	
cis-1,3-Dichloropropene	ND	ug/m3	1.3	0.19	1.39		06/19/14 23:14	10061-01-5	
trans-1,3-Dichloropropene	ND	ug/m3	1.3	0.21	1.39		06/19/14 23:14	10061-02-6	
Dichlorotetrafluoroethane	ND	ug/m3	2.0	0.35	1.39		06/19/14 23:14	76-14-2	
Ethanol	**192**	ug/m3	1.3	0.44	1.39		06/19/14 23:14	64-17-5	E
Ethyl acetate	**2.3**	ug/m3	1.0	0.18	1.39		06/19/14 23:14	141-78-6	
Ethylbenzene	**2.8**	ug/m3	1.2	0.25	1.39		06/19/14 23:14	100-41-4	
4-Ethyltoluene	**2.4**	ug/m3	1.4	0.24	1.39		06/19/14 23:14	622-96-8	
n-Heptane	**1.7**	ug/m3	1.2	0.23	1.39		06/19/14 23:14	142-82-5	
Hexachloro-1,3-butadiene	ND	ug/m3	3.1	0.57	1.39		06/19/14 23:14	87-68-3	
n-Hexane	**1.8**	ug/m3	1.0	0.14	1.39		06/19/14 23:14	110-54-3	
2-Hexanone	ND	ug/m3	1.2	0.30	1.39		06/19/14 23:14	591-78-6	
Methylene Chloride	ND	ug/m3	4.9	0.32	1.39		06/19/14 23:14	75-09-2	
4-Methyl-2-pentanone (MIBK)	**1.8**	ug/m3	1.2	0.24	1.39		06/19/14 23:14	108-10-1	
Methyl-tert-butyl ether	ND	ug/m3	1.0	0.12	1.39		06/19/14 23:14	1634-04-4	
Naphthalene	ND	ug/m3	3.7	0.36	1.39		06/19/14 23:14	91-20-3	
2-Propanol	**103**	ug/m3	1.7	0.13	1.39		06/19/14 23:14	67-63-0	
Propylene	**3.8**	ug/m3	0.49	0.15	1.39		06/19/14 23:14	115-07-1	
Styrene	ND	ug/m3	1.2	0.19	1.39		06/19/14 23:14	100-42-5	
1,1,2,2-Tetrachloroethane	ND	ug/m3	0.97	0.32	1.39		06/19/14 23:14	79-34-5	

REPORT OF LABORATORY ANALYSIS

This report shall not be reproduced, except in full,
without the written consent of Pace Analytical Services, Inc..

Pace Analytical Services, Inc.
1700 Elm Street - Suite 200
Minneapolis, MN 55414
(612)607-1700

ANALYTICAL RESULTS

Project: 60317420 St. Louis Park Inv.
Pace Project No.: 10270020

Sample: SSV-18 **Lab ID: 10270020002** Collected: 06/09/14 11:10 Received: 06/09/14 11:53 Matrix: Air

Parameters	Results	Units	Report Limit	MDL	DF	Prepared	Analyzed	CAS No.	Qual
TO15 MSV AIR	Analytical Method: TO-15								
Tetrachloroethene	ND	ug/m3	0.96	0.26	1.39		06/19/14 23:14	127-18-4	
Tetrahydrofuran	ND	ug/m3	0.83	0.19	1.39		06/19/14 23:14	109-99-9	
Toluene	**114**	ug/m3	1.1	0.19	1.39		06/19/14 23:14	108-88-3	
1,2,4-Trichlorobenzene	ND	ug/m3	2.1	0.51	1.39		06/19/14 23:14	120-82-1	
1,1,1-Trichloroethane	ND	ug/m3	1.5	0.19	1.39		06/19/14 23:14	71-55-6	
1,1,2-Trichloroethane	ND	ug/m3	0.76	0.34	1.39		06/19/14 23:14	79-00-5	
Trichloroethene	ND	ug/m3	0.76	0.25	1.39		06/19/14 23:14	79-01-6	
Trichlorofluoromethane	ND	ug/m3	1.6	0.19	1.39		06/19/14 23:14	75-69-4	
1,1,2-Trichlorotrifluoroethane	ND	ug/m3	2.2	0.22	1.39		06/19/14 23:14	76-13-1	
1,2,4-Trimethylbenzene	**6.8**	ug/m3	1.4	0.17	1.39		06/19/14 23:14	95-63-6	
1,3,5-Trimethylbenzene	**1.5**	ug/m3	1.4	0.29	1.39		06/19/14 23:14	108-67-8	
Vinyl acetate	ND	ug/m3	1.0	0.48	1.39		06/19/14 23:14	108-05-4	
Vinyl chloride	ND	ug/m3	0.36	0.13	1.39		06/19/14 23:14	75-01-4	
m&p-Xylene	**10.0**	ug/m3	2.4	0.19	1.39		06/19/14 23:14	179601-23-1	
o-Xylene	**3.4**	ug/m3	1.2	0.61	1.39		06/19/14 23:14	95-47-6	

REPORT OF LABORATORY ANALYSIS

This report shall not be reproduced, except in full,
without the written consent of Pace Analytical Services, Inc..

Pace Analytical Services, Inc.
1700 Elm Street - Suite 200
Minneapolis, MN 55414
(612)607-1700

QUALITY CONTROL DATA

Project: 60317420 St. Louis Park Inv.
Pace Project No.: 10270020

QC Batch: AIR/20591
QC Batch Method: TO-15
Analysis Method: TO-15
Analysis Description: TO15 MSV AIR Low Level
Associated Lab Samples: 10270020001, 10270020002

METHOD BLANK: 1712588
Matrix: Air
Associated Lab Samples: 10270020001, 10270020002

Parameter	Units	Blank Result	Reporting Limit	Analyzed	Qualifiers
1,1,1-Trichloroethane	ug/m3	ND	1.1	06/19/14 21:13	
1,1,2,2-Tetrachloroethane	ug/m3	ND	0.70	06/19/14 21:13	
1,1,2-Trichloroethane	ug/m3	ND	0.55	06/19/14 21:13	
1,1,2-Trichlorotrifluoroethane	ug/m3	ND	1.6	06/19/14 21:13	
1,1-Dichloroethane	ug/m3	ND	0.82	06/19/14 21:13	
1,1-Dichloroethene	ug/m3	ND	0.81	06/19/14 21:13	
1,2,4-Trichlorobenzene	ug/m3	ND	1.5	06/19/14 21:13	
1,2,4-Trimethylbenzene	ug/m3	ND	1.0	06/19/14 21:13	
1,2-Dibromoethane (EDB)	ug/m3	ND	1.6	06/19/14 21:13	
1,2-Dichlorobenzene	ug/m3	ND	1.2	06/19/14 21:13	
1,2-Dichloroethane	ug/m3	ND	0.41	06/19/14 21:13	
1,2-Dichloropropane	ug/m3	ND	0.94	06/19/14 21:13	
1,3,5-Trimethylbenzene	ug/m3	ND	1.0	06/19/14 21:13	
1,3-Butadiene	ug/m3	ND	0.45	06/19/14 21:13	
1,3-Dichlorobenzene	ug/m3	ND	1.2	06/19/14 21:13	
1,4-Dichlorobenzene	ug/m3	ND	1.2	06/19/14 21:13	
2-Butanone (MEK)	ug/m3	ND	0.60	06/19/14 21:13	
2-Hexanone	ug/m3	ND	0.83	06/19/14 21:13	
2-Propanol	ug/m3	ND	1.2	06/19/14 21:13	
4-Ethyltoluene	ug/m3	ND	1.0	06/19/14 21:13	
4-Methyl-2-pentanone (MIBK)	ug/m3	ND	0.83	06/19/14 21:13	
Acetone	ug/m3	ND	2.4	06/19/14 21:13	
Benzene	ug/m3	ND	0.32	06/19/14 21:13	
Benzyl chloride	ug/m3	ND	1.0	06/19/14 21:13	
Bromodichloromethane	ug/m3	ND	1.4	06/19/14 21:13	
Bromoform	ug/m3	ND	2.1	06/19/14 21:13	
Bromomethane	ug/m3	ND	0.79	06/19/14 21:13	
Carbon disulfide	ug/m3	ND	0.63	06/19/14 21:13	
Carbon tetrachloride	ug/m3	ND	0.64	06/19/14 21:13	
Chlorobenzene	ug/m3	ND	0.94	06/19/14 21:13	
Chloroethane	ug/m3	ND	0.54	06/19/14 21:13	
Chloroform	ug/m3	ND	0.99	06/19/14 21:13	
Chloromethane	ug/m3	ND	0.42	06/19/14 21:13	
cis-1,2-Dichloroethene	ug/m3	ND	0.81	06/19/14 21:13	
cis-1,3-Dichloropropene	ug/m3	ND	0.92	06/19/14 21:13	
Cyclohexane	ug/m3	ND	0.70	06/19/14 21:13	
Dibromochloromethane	ug/m3	ND	1.7	06/19/14 21:13	
Dichlorodifluoromethane	ug/m3	ND	1.0	06/19/14 21:13	
Dichlorotetrafluoroethane	ug/m3	ND	1.4	06/19/14 21:13	
Ethanol	ug/m3	ND	0.96	06/19/14 21:13	
Ethyl acetate	ug/m3	ND	0.73	06/19/14 21:13	

Results presented on this page are in the units indicated by the "Units" column except where an alternate unit is presented to the right of the result.

REPORT OF LABORATORY ANALYSIS

This report shall not be reproduced, except in full,
without the written consent of Pace Analytical Services, Inc..

Pace Analytical Services, Inc.
1700 Elm Street - Suite 200
Minneapolis, MN 55414
(612)607-1700

QUALITY CONTROL DATA

Project: 60317420 St. Louis Park Inv.
Pace Project No.: 10270020

METHOD BLANK: 1712588 Matrix: Air
Associated Lab Samples: 10270020001, 10270020002

Parameter	Units	Blank Result	Reporting Limit	Analyzed	Qualifiers
Ethylbenzene	ug/m3	ND	0.88	06/19/14 21:13	
Hexachloro-1,3-butadiene	ug/m3	ND	2.2	06/19/14 21:13	
m&p-Xylene	ug/m3	ND	1.8	06/19/14 21:13	
Methyl-tert-butyl ether	ug/m3	ND	0.73	06/19/14 21:13	
Methylene Chloride	ug/m3	ND	3.5	06/19/14 21:13	
n-Heptane	ug/m3	ND	0.83	06/19/14 21:13	
n-Hexane	ug/m3	ND	0.72	06/19/14 21:13	
Naphthalene	ug/m3	ND	2.7	06/19/14 21:13	
o-Xylene	ug/m3	ND	0.88	06/19/14 21:13	
Propylene	ug/m3	ND	0.35	06/19/14 21:13	
Styrene	ug/m3	ND	0.87	06/19/14 21:13	
Tetrachloroethene	ug/m3	ND	0.69	06/19/14 21:13	
Tetrahydrofuran	ug/m3	ND	0.60	06/19/14 21:13	
Toluene	ug/m3	ND	0.77	06/19/14 21:13	
trans-1,2-Dichloroethene	ug/m3	ND	0.81	06/19/14 21:13	
trans-1,3-Dichloropropene	ug/m3	ND	0.92	06/19/14 21:13	
Trichloroethene	ug/m3	ND	0.55	06/19/14 21:13	
Trichlorofluoromethane	ug/m3	ND	1.1	06/19/14 21:13	
Vinyl acetate	ug/m3	ND	0.72	06/19/14 21:13	
Vinyl chloride	ug/m3	ND	0.26	06/19/14 21:13	

LABORATORY CONTROL SAMPLE: 1712589

Parameter	Units	Spike Conc.	LCS Result	LCS % Rec	% Rec Limits	Qualifiers
1,1,1-Trichloroethane	ug/m3	55.5	45.9	83	72-128	
1,1,2,2-Tetrachloroethane	ug/m3	69.8	51.9	74	72-136	
1,1,2-Trichloroethane	ug/m3	55.5	42.7	77	72-130	
1,1,2-Trichlorotrifluoroethane	ug/m3	77.9	62.4	80	68-126	
1,1-Dichloroethane	ug/m3	41.2	33.4	81	68-128	
1,1-Dichloroethene	ug/m3	40.3	34.6	86	68-130	
1,2,4-Trichlorobenzene	ug/m3	75.5	58.0	77	30-150	
1,2,4-Trimethylbenzene	ug/m3	50	43.3	87	71-140	
1,2-Dibromoethane (EDB)	ug/m3	78.1	62.6	80	73-136	
1,2-Dichlorobenzene	ug/m3	61.2	47.8	78	63-150	
1,2-Dichloroethane	ug/m3	41.2	36.0	88	71-132	
1,2-Dichloropropane	ug/m3	47	38.3	82	72-130	
1,3,5-Trimethylbenzene	ug/m3	50	42.5	85	73-136	
1,3-Butadiene	ug/m3	22.5	19.5	87	72-130	
1,3-Dichlorobenzene	ug/m3	61.2	50.0	82	69-142	
1,4-Dichlorobenzene	ug/m3	61.2	44.3	73	65-142	
2-Butanone (MEK)	ug/m3	30	24.2	81	71-135	
2-Hexanone	ug/m3	41.7	38.6	93	75-133	
2-Propanol	ug/m3	25	21.0	84	68-135	
4-Ethyltoluene	ug/m3	50	47.0	94	73-134	

Results presented on this page are in the units indicated by the "Units" column except where an alternate unit is presented to the right of the result.

REPORT OF LABORATORY ANALYSIS

This report shall not be reproduced, except in full,
without the written consent of Pace Analytical Services, Inc..

Pace Analytical Services, Inc.
1700 Elm Street - Suite 200
Minneapolis, MN 55414
(612)607-1700

QUALITY CONTROL DATA

Project: 60317420 St. Louis Park Inv.
Pace Project No.: 10270020

LABORATORY CONTROL SAMPLE: 1712589

Parameter	Units	Spike Conc.	LCS Result	LCS % Rec	% Rec Limits	Qualifiers
4-Methyl-2-pentanone (MIBK)	ug/m3	41.7	38.3	92	72-137	
Acetone	ug/m3	24.2	17.3	72	68-136	
Benzene	ug/m3	32.5	27.9	86	69-134	
Benzyl chloride	ug/m3	52.5	41.9	80	71-136	
Bromodichloromethane	ug/m3	68.2	56.6	83	74-129	
Bromoform	ug/m3	105	86.4	82	69-138	
Bromomethane	ug/m3	39.5	32.0	81	68-127	
Carbon disulfide	ug/m3	31.7	24.2	77	68-130	
Carbon tetrachloride	ug/m3	64	52.0	81	66-134	
Chlorobenzene	ug/m3	46.8	35.8	76	72-137	
Chloroethane	ug/m3	26.8	22.3	83	69-128	
Chloroform	ug/m3	49.7	41.4	83	72-127	
Chloromethane	ug/m3	21	17.5	83	69-125	
cis-1,2-Dichloroethene	ug/m3	40.3	35.1	87	71-135	
cis-1,3-Dichloropropene	ug/m3	46.2	41.2	89	74-134	
Cyclohexane	ug/m3	35	30.7	88	72-130	
Dibromochloromethane	ug/m3	86.6	71.2	82	73-133	
Dichlorodifluoromethane	ug/m3	50.3	42.3	84	69-125	
Dichlorotetrafluoroethane	ug/m3	71.1	58.3	82	68-128	
Ethanol	ug/m3	19.2	15.7	82	70-134	
Ethyl acetate	ug/m3	36.6	31.5	86	71-134	
Ethylbenzene	ug/m3	44.2	41.2	93	73-139	
Hexachloro-1,3-butadiene	ug/m3	108	79.2	73	30-150	
m&p-Xylene	ug/m3	44.2	39.7	90	73-139	
Methyl-tert-butyl ether	ug/m3	36.7	30.6	83	72-132	
Methylene Chloride	ug/m3	35.3	26.2	74	64-134	
n-Heptane	ug/m3	41.7	39.9	96	70-130	
n-Hexane	ug/m3	35.8	29.8	83	69-128	
Naphthalene	ug/m3	53.3	44.5	83	61-150	
o-Xylene	ug/m3	44.2	38.3	87	71-138	
Propylene	ug/m3	17.5	17.3	99	69-133	
Styrene	ug/m3	43.3	39.1	90	74-136	
Tetrachloroethene	ug/m3	69	55.0	80	69-136	
Tetrahydrofuran	ug/m3	30	26.6	89	73-131	
Toluene	ug/m3	38.3	32.0	84	67-133	
trans-1,2-Dichloroethene	ug/m3	40.3	32.8	81	70-131	
trans-1,3-Dichloropropene	ug/m3	46.2	43.9	95	72-135	
Trichloroethene	ug/m3	54.6	46.0	84	70-135	
Trichlorofluoromethane	ug/m3	57.1	49.0	86	67-125	
Vinyl acetate	ug/m3	35.8	31.7	89	72-133	
Vinyl chloride	ug/m3	26	22.1	85	69-132	

Results presented on this page are in the units indicated by the "Units" column except where an alternate unit is presented to the right of the result.

REPORT OF LABORATORY ANALYSIS

This report shall not be reproduced, except in full,
without the written consent of Pace Analytical Services, Inc..

Pace Analytical Services, Inc.
1700 Elm Street - Suite 200
Minneapolis, MN 55414
(612)607-1700

QUALITY CONTROL DATA

Project: 60317420 St. Louis Park Inv.
Pace Project No.: 10270020

SAMPLE DUPLICATE: 1713615

Parameter	Units	10270016001 Result	Dup Result	RPD	Max RPD	Qualifiers
1,1,1-Trichloroethane	ug/m3	ND	ND		25	
1,1,2,2-Tetrachloroethane	ug/m3	ND	ND		25	
1,1,2-Trichloroethane	ug/m3	ND	ND		25	
1,1,2-Trichlorotrifluoroethane	ug/m3	ND	ND		25	
1,1-Dichloroethane	ug/m3	ND	ND		25	
1,1-Dichloroethene	ug/m3	ND	ND		25	
1,2,4-Trichlorobenzene	ug/m3	ND	ND		25	
1,2,4-Trimethylbenzene	ug/m3	ND	ND		25	
1,2-Dibromoethane (EDB)	ug/m3	ND	ND		25	
1,2-Dichlorobenzene	ug/m3	ND	ND		25	
1,2-Dichloroethane	ug/m3	ND	ND		25	
1,2-Dichloropropane	ug/m3	ND	ND		25	
1,3,5-Trimethylbenzene	ug/m3	ND	ND		25	
1,3-Butadiene	ug/m3	ND	ND		25	
1,3-Dichlorobenzene	ug/m3	ND	ND		25	
1,4-Dichlorobenzene	ug/m3	ND	ND		25	
2-Butanone (MEK)	ug/m3	1.3	1.1	10	25	
2-Hexanone	ug/m3	ND	ND		25	
2-Propanol	ug/m3	ND	1J		25	
4-Ethyltoluene	ug/m3	ND	ND		25	
4-Methyl-2-pentanone (MIBK)	ug/m3	ND	ND		25	
Acetone	ug/m3	9.9	9.1	9	25	
Benzene	ug/m3	ND	ND		25	
Benzyl chloride	ug/m3	ND	ND		25	
Bromodichloromethane	ug/m3	ND	ND		25	
Bromoform	ug/m3	ND	ND		25	
Bromomethane	ug/m3	ND	ND		25	
Carbon disulfide	ug/m3	ND	ND		25	
Carbon tetrachloride	ug/m3	ND	ND		25	
Chlorobenzene	ug/m3	ND	ND		25	
Chloroethane	ug/m3	ND	ND		25	
Chloroform	ug/m3	ND	ND		25	
Chloromethane	ug/m3	1.0	0.86	16	25	
cis-1,2-Dichloroethene	ug/m3	ND	ND		25	
cis-1,3-Dichloropropene	ug/m3	ND	ND		25	
Cyclohexane	ug/m3	ND	ND		25	
Dibromochloromethane	ug/m3	ND	ND		25	
Dichlorodifluoromethane	ug/m3	2.4	2.1	13	25	
Dichlorotetrafluoroethane	ug/m3	ND	ND		25	
Ethanol	ug/m3	4.7	4.2	11	25	
Ethyl acetate	ug/m3	ND	ND		25	
Ethylbenzene	ug/m3	ND	ND		25	
Hexachloro-1,3-butadiene	ug/m3	ND	ND		25	
m&p-Xylene	ug/m3	ND	ND		25	
Methyl-tert-butyl ether	ug/m3	ND	ND		25	
Methylene Chloride	ug/m3	ND	2.1J		25	
n-Heptane	ug/m3	ND	ND		25	

Results presented on this page are in the units indicated by the "Units" column except where an alternate unit is presented to the right of the result.

REPORT OF LABORATORY ANALYSIS

This report shall not be reproduced, except in full,
without the written consent of Pace Analytical Services, Inc..

Pace Analytical Services, Inc.
1700 Elm Street - Suite 200
Minneapolis, MN 55414
(612)607-1700

QUALITY CONTROL DATA

Project: 60317420 St. Louis Park Inv.
Pace Project No.: 10270020

SAMPLE DUPLICATE: 1713615

Parameter	Units	10270016001 Result	Dup Result	RPD	Max RPD	Qualifiers
n-Hexane	ug/m3	1.1	1J		25	
Naphthalene	ug/m3	ND	ND		25	
o-Xylene	ug/m3	ND	ND		25	
Propylene	ug/m3	ND	0.70		25	
Styrene	ug/m3	ND	ND		25	
Tetrachloroethene	ug/m3	ND	ND		25	
Tetrahydrofuran	ug/m3	ND	ND		25	
Toluene	ug/m3	ND	1J		25	
trans-1,2-Dichloroethene	ug/m3	ND	ND		25	
trans-1,3-Dichloropropene	ug/m3	ND	ND		25	
Trichloroethene	ug/m3	1.6	1.4	15	25	
Trichlorofluoromethane	ug/m3	ND	1.1J		25	
Vinyl acetate	ug/m3	ND	ND		25	
Vinyl chloride	ug/m3	ND	ND		25	

Results presented on this page are in the units indicated by the "Units" column except where an alternate unit is presented to the right of the result.

REPORT OF LABORATORY ANALYSIS

This report shall not be reproduced, except in full,
without the written consent of Pace Analytical Services, Inc..

Pace Analytical Services, Inc.
1700 Elm Street - Suite 200
Minneapolis, MN 55414
(612)607-1700

QUALIFIERS

Project: 60317420 St. Louis Park Inv.
Pace Project No.: 10270020

DEFINITIONS

DF - Dilution Factor, if reported, represents the factor applied to the reported data due to changes in sample preparation, dilution of the sample aliquot, or moisture content.

ND - Not Detected at or above adjusted reporting limit.

J - Estimated concentration above the adjusted method detection limit and below the adjusted reporting limit.

MDL - Adjusted Method Detection Limit.

PQL - Practical Quantitation Limit.

RL - Reporting Limit.

S - Surrogate

1,2-Diphenylhydrazine (8270 listed analyte) decomposes to Azobenzene.

Consistent with EPA guidelines, unrounded data are displayed and have been used to calculate % recovery and RPD values.

LCS(D) - Laboratory Control Sample (Duplicate)

MS(D) - Matrix Spike (Duplicate)

DUP - Sample Duplicate

RPD - Relative Percent Difference

NC - Not Calculable.

SG - Silica Gel - Clean-Up

U - Indicates the compound was analyzed for, but not detected.

N-Nitrosodiphenylamine decomposes and cannot be separated from Diphenylamine using Method 8270. The result reported for each analyte is a combined concentration.

Pace Analytical is TNI accredited. Contact your Pace PM for the current list of accredited analytes.

TNI - The NELAC Institute.

SAMPLE QUALIFIERS

Sample: 10270020001

[1] The Total Hydrocarbon (THC) pattern is evenly distributed throughout the chromatogram (before and after toluene).

Sample: 10270020002

[1] The Total Hydrocarbon (THC) pattern is evenly distributed throughout the chromatogram (before and after toluene).

ANALYTE QUALIFIERS

E Analyte concentration exceeded the calibration range. The reported result is estimated.

This report shall not be reproduced, except in full,
without the written consent of Pace Analytical Services, Inc..

Pace Analytical Services, Inc.
1700 Elm Street - Suite 200
Minneapolis, MN 55414
(612)607-1700

QUALITY CONTROL DATA CROSS REFERENCE TABLE

Project: 60317420 St. Louis Park Inv.
Pace Project No.: 10270020

Lab ID	Sample ID	QC Batch Method	QC Batch	Analytical Method	Analytical Batch
10270020001	**SSV-17**	TO-15	AIR/20591		
10270020002	**SSV-18**	TO-15	AIR/20591		

This report shall not be reproduced, except in full,
without the written consent of Pace Analytical Services, Inc..

10270020

Pace Analytical®
www.pacelabs.com

AIR: CHAIN-OF-CUSTODY / Analytical Request Document

The Chain-of-Custody is a LEGAL DOCUMENT. All relevant fields must be completed accurately.

13500

Page: 1 of 1

Section A Required Client Information:

Company: AECOM
Address: 80 LaSalle Ave Suite 500
Minneapolis, MN 55402
Email To: Tony.coryell@aecom.com
Phone: 612-376-2009 Fax:
Requested Due Date/TAT: Std

Section B Required Project Information:

Report To: Tony Coryell
Copy To: Ben Klaus
benjamin.klaus@aecom.com
Purchase Order No.:
Project Name: St. Louis Park Inn.
Project Number: [redacted] 60317420

Section C Invoice Information:

Attention: Samo
Company Name:
Address:
Pace Quote Reference:
Pace Project Manager/Sales Rep. Carol Dany
Pace Profile #:

Program: UST | Superfund | Emissions | Clean Air Act | Voluntary Clean Up | Dry Clean | RCRA | Other

Location of Sampling by State: MN

Reporting Units: ug/m³ ___ mg/m³ ___ PPBV ___ PPMV ___ Other ___

Report Level II.___ III.___ IV.___ Other___

***Section D** Required Client Information

AIR SAMPLE ID
Sample IDs MUST BE UNIQUE

Valid Media Codes

MEDIA	CODE
Tedlar Bag	TB
1 Liter Summa Can	1LC
6 Liter Summa Can	6LC
Low Volume Puff	LVP
High Volume Puff	HVP
Other	PM10

ITEM #	*Section D Required Client Information: AIR SAMPLE ID (Sample IDs MUST BE UNIQUE)	MEDIA CODE	PID Reading (Client only)	COLLECTED: COMPOSITE START END/GRAB DATE	COLLECTED: COMPOSITE START END/GRAB TIME	COLLECTED: COMPOSITE - DATE	COLLECTED: COMPOSITE - TIME	Canister Pressure (Initial Field - psig)	Canister Pressure (Final Field - psig)	Summa Can Number	Flow Control Number	Method: TO-15	Pace Lab ID
1	SSV-17	6LC		6-9-14	1022	6-9-14	1115	-26	0	01349		X	001
2	SSV-18	1		1	1018	1	1110	-28	-1	01126		X	002
3													
4													
5													
6													
7													
8													
9													
10													
11													
12													

Comments :

RELINQUISHED BY / AFFILIATION	DATE	TIME	ACCEPTED BY / AFFILIATION	DATE	TIME
Ben Klaus/AECOM	6-9-14	1153	[signature]	6/9/14	1153

SAMPLE CONDITIONS

Temp in °C	Received on Ice	Custody Sealed Cooler	Samples Intact
	Y/N	Y/N	Y/N
	Y/N	Y/N	Y/N
	Y/N	Y/N	Y/N

SAMPLER NAME AND SIGNATURE

PRINT Name of SAMPLER: Ben Klaus

SIGNATURE of SAMPLER: [signature] DATE Signed (MM / DD / YY): 6-9-14

ORIGINAL

Air Sample Condition Upon Receipt

Client Name: Aecom

Project #: WO#: 10270020

Courier: ☐ Fed Ex ☐ UPS ☐ USPS ☒ Client ☐ Commercial ☐ Pace ☐ Other: _____

Tracking Number: _____

Custody Seal on Cooler/Box Present? ☐ Yes ☒ No **Seals Intact?** ☐ Yes ☒ No

Optional: Proj. Due Date: Proj. Name:

Packing Material: ☐ Bubble Wrap ☐ Bubble Bags ☒ Foam ☐ None ☐ Other: _____ **Temp Blank rec:** ☐ Yes ☒ No

Temp. (TO17 and TO13 samples only) (°C): — **Corrected Temp (°C):** — **Thermom. Used:** ☐ B88A912167504 ☐ B88A9132521491 ☐ 72337080 ☐ 80512447

Temp should be above freezing to 6°C **Correction Factor:** — **Date & Initials of Person Examining Contents:** 8/6 9/14

Type of ice Received ☐ Blue ☐ Wet ☒ None

				Comments:
Chain of Custody Present?	☒ Yes	☐ No	☐ N/A	1.
Chain of Custody Filled Out?	☒ Yes	☐ No	☐ N/A	2.
Chain of Custody Relinquished?	☒ Yes	☐ No	☐ N/A	3.
Sampler Name and/or Signature on COC?	☒ Yes	☐ No	☐ N/A	4.
Samples Arrived within Hold Time?	☒ Yes	☐ No	☐ N/A	5.
Short Hold Time Analysis (<72 hr)?	☐ Yes	☒ No	☐ N/A	6.
Rush Turn Around Time Requested?	☐ Yes	☒ No	☐ N/A	7.
Sufficient Volume?	☒ Yes	☐ No	☐ N/A	8.
Correct Containers Used?	☒ Yes	☐ No	☐ N/A	9.
-Pace Containers Used?	☒ Yes	☐ No	☐ N/A	
Containers Intact?	☒ Yes	☐ No	☐ N/A	10.
Media: air can				11.
Sample Labels Match COC?	☒ Yes	☐ No	☐ N/A	12.

Samples Received:

Canisters		Flow Controllers		Stand Alone G	
Sample Number	Can ID	Sample Number	Can ID	Sample Number	Can ID
SSV-17	0134		0902		
SSV-18	0126		0703		

CLIENT NOTIFICATION/RESOLUTION **Field Data Required?** ☐ Yes ☒ No

Person Contacted: _____ Date/Time: _____

Comments/Resolution: _____

Project Manager Review: CB **Date:** 8/10/14

Note: Whenever there is a discrepancy affecting North Carolina compliance samples, a copy of this form will be sent to the North Carolina DEHNR Certification Office (i.e out of hold, incorrect preservative, out of temp, incorrect containers)

Data File: \\192.168.10.12\chem\10airD.i\061914.b\17015.d
Report Date: 20-Jun-2014 11:29

Pace Analytical Services, Inc.

TENTATIVELY IDENTIFIED COMPOUNDS

Client Name:
Lab Smp Id: 10270020001
Operator : DR1
Sample Location:
Sample Matrix: AIR
Analysis Type: VOA
Inj Date: 19-JUN-2014 23:45

Client SDG: 061914.b

Sample Date:
Sample Point:
Date Received:
Level: LOW

Number TICs found: 10

CONCENTRATION UNITS:
(ug/L or ug/KG) ppbv

	CAS NUMBER	COMPOUND NAME	RT	EST. CONC.	Q
1.		Unknown	3.007	22.6	J
2.		Unknown	3.348	57.7	J
3.	18173-64-3	tert-Butyldimethylsilanol	4.633	5.74	NJ
4.	541-05-9	Cyclotrisiloxane, hexamethy	9.123	71.4	NJ
5.	556-67-2	Cyclotetrasiloxane, octamet	12.881	13.1	NJ
6.	5989-54-8	Cyclohexene, 1-methyl-4-(1-	14.176	7.45	NJ
7.	98-86-2	Acetophenone	14.947	1.28	NJ
8.		Unknown	15.947	3.04	J
9.	585-74-0	Ethanone, 1-(3-methylphenyl	16.809	8.94	NJ
10.	90-12-0	Naphthalene, 1-methyl-	18.957	11.1	NJ

Data File: \\192.168.10.12\chem\10airD.i\061914.b\17015.d
Report Date: 20-Jun-2014 11:29

Pace Analytical Services, Inc.

TO15 Analysis (UNIX)

Data file : \\192.168.10.12\chem\10airD.i\061914.b\17015.d
Lab Smp Id: 10270020001
Inj Date : 19-JUN-2014 23:45
Operator : DR1 Inst ID: 10airD.i
Smp Info :
Misc Info : 20591
Comment : Volatile Organic COMPOUNDS in Air
Method : \\192.168.10.12\chem\10airD.i\061914.b\TO15_169-14.m
Meth Date : 20-Jun-2014 08:09 drandall Quant Type: ISTD
Cal Date : 18-JUN-2014 20:29 Cal File: 16914.d
Als bottle: 13
Dil Factor: 1.39000
Integrator: HP RTE Compound Sublist: all.sub
Target Version: 4.14
Processing Host: 10MNCREINDL

Concentration Formula: Amt * DF * Uf * CpndVariable

Name	Value	Description
DF	1.390	Dilution Factor
Uf	1.000	ng unit correction factor
Cpnd Variable		Local Compound Variable

	COMPOUND	RT	AREA	AMOUNT
1	Chlorodifluoromethane	3.118	152352	2.191
23	Carbon Disulfide	4.459	18171	0.154
60	Tetrachloroethene	9.296	14670	0.097
71	4-Ethyltoluene	12.720	1249010	2.745
81	1,2,3-Trimethylbenzene	14.120	374685	2.625
83	N-Butylbenzene	14.714	544035	0.926
85	Naphthalene	17.226	895189	8.479

		CONCENTRATIONS			QUANT		
RT	AREA	ON-COL(ppbv)	FINAL(ppbv)	QUAL	LIBRARY	LIB ENTRY	CPND #
Unknown				CAS #:			
3.007	1130649	16.2634853	22.6	0		0	1
Unknown				CAS #:			
3.348	2884548	41.4919327	57.7	0		0	1

Data File: \\192.168.10.12\chem\10airD.i\061914.b\17015.d
Report Date: 20-Jun-2014 11:29

RT	AREA	CONCENTRATIONS ON-COL(ppbv)	FINAL(ppbv)	QUAL	QUANT LIBRARY	LIB ENTRY	CPND #
tert-Butyldimethylsilanol					CAS #: 18173-64-3		
4.633	487797	4.12696152	5.74	74	NIST05.L	13928	23
Cyclotrisiloxane, hexamethyl-					CAS #: 541-05-9		
9.123	7754133	51.3855296	71.4	91	NIST05.L	73123	60
Cyclotetrasiloxane, octamethyl-					CAS #: 556-67-2		
12.881	4294759	9.44016448	13.1	91	NIST05.L	122481	71
Cyclohexene, 1-methyl-4-(1-methylethenyl					CAS #: 5989-54-8		
14.176	764727	5.35751907	7.45	94	NIST05.L	15365	81
Acetophenone					CAS #: 98-86-2		
14.947	539097	0.91802764	1.28	93	NIST05.L	9074	83
Unknown					CAS #:		
15.947	1284138	2.18675645	3.04	0		0	83
Ethanone, 1-(3-methylphenyl)-					CAS #: 585-74-0		
16.809	678924	6.43057201	8.94	97	NIST05.L	14840	85
Naphthalene, 1-methyl-					CAS #: 90-12-0		
18.957	842223	7.97728867	11.1	96	NIST05.L	18566	85

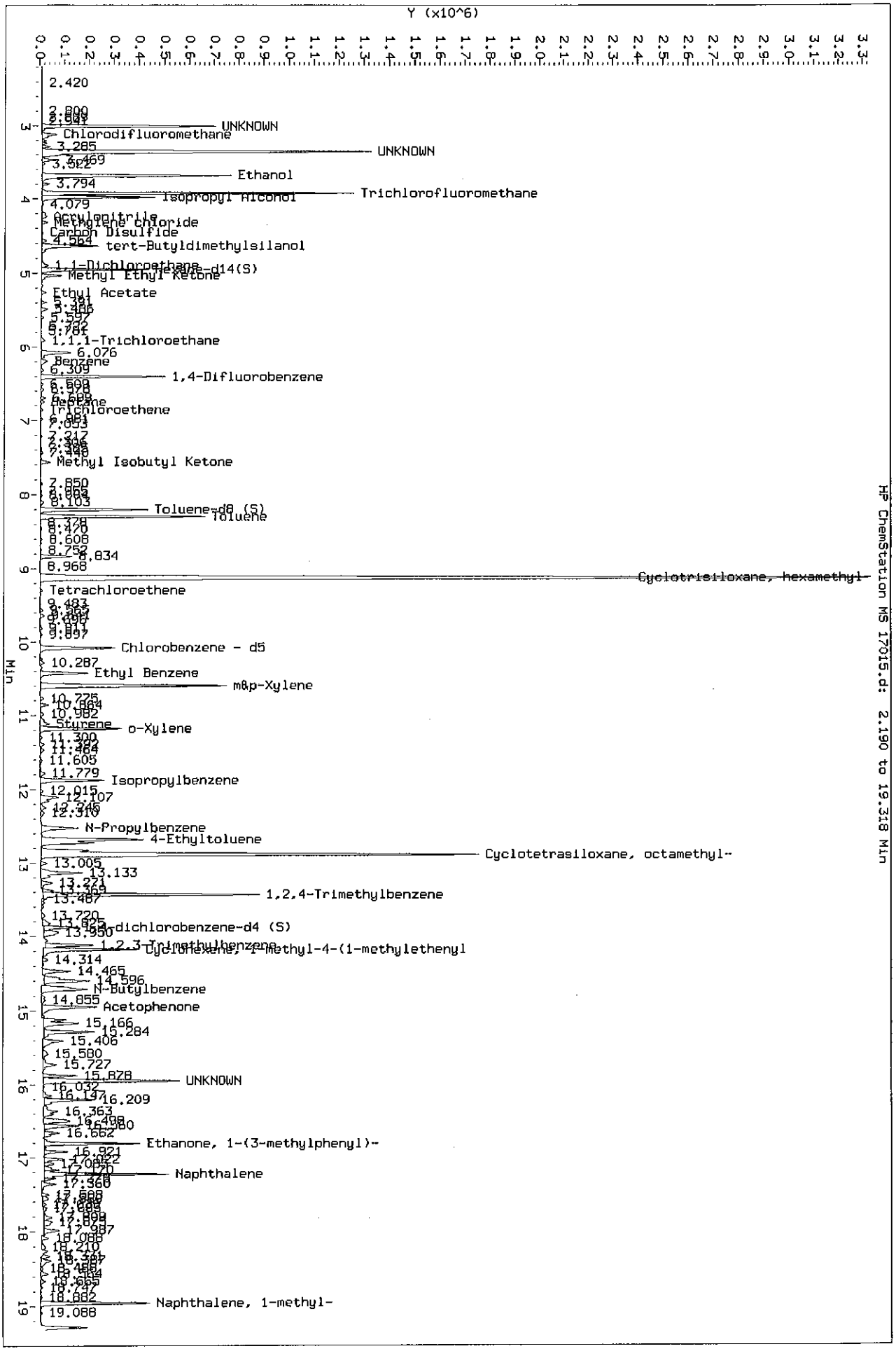
Data File: \\192.168.10.12\chem\10airD.i\061914.b\17015.d
Injection Date: 19-JUN-2014 23:45
Instrument: 10airD.i
Client Sample ID:
HP ChemStation MS 17015.d: 2.190 to 19.318 Min
Y (x10^6)
Min
UNKNOWN
Chlorodifluoromethane
UNKNOWN
Ethanol
Trichlorofluoromethane
Isopropyl Alcohol
Acrylonitrile
Methylene chloride
Carbon Disulfide
tert-Butyldimethylsilanol
1,1-Dichloroethane-d14(S)
Methyl Ethyl Ketone
Ethyl Acetate
1,1,1-Trichloroethane
Benzene
1,4-Difluorobenzene
Trichloroethene
Methyl Isobutyl Ketone
Toluene-d8 (S)
Toluene
Cyclotrisiloxane, hexamethyl-
Tetrachloroethene
Chlorobenzene - d5
Ethyl Benzene
m&p-Xylene
Styrene
o-Xylene
Isopropylbenzene
N-Propylbenzene
4-Ethyltoluene
Cyclotetrasiloxane, octamethyl-
1,2,4-Trimethylbenzene
1,4-dichlorobenzene-d4 (S)
1,2,3-Trimethylbenzene
Cyclohexene, 1-methyl-4-(1-methylethenyl
N-Butylbenzene
Acetophenone
UNKNOWN
Ethanone, 1-(3-methylphenyl)-
Naphthalene
Naphthalene, 1-methyl-

Data File: \\192.168.10.12\chem\10airD.i\061914.b\17014.d
Report Date: 20-Jun-2014 11:28

Pace Analytical Services, Inc.

TENTATIVELY IDENTIFIED COMPOUNDS

Client Name:
Lab Smp Id: 10270020002
Operator : DR1
Sample Location:
Sample Matrix: AIR
Analysis Type: VOA
Inj Date: 19-JUN-2014 23:14

Client SDG: 061914.b

Sample Date:
Sample Point:
Date Received:
Level: LOW

Number TICs found: 10

CONCENTRATION UNITS:
(ug/L or ug/KG) ppbv

	CAS NUMBER	COMPOUND NAME	RT	EST. CONC.	Q
1.		Unknown	3.007	133	J
2.		Unknown	3.348	38.8	J
3.		Unknown	6.086	0.814	J
4.		Unknown	8.467	1.06	J
5.		Unknown	8.834	1.81	J
6.	541-05-9	Cyclotrisiloxane, hexamethy	9.119	15.4	NJ
7.	556-67-2	Cyclotetrasiloxane, octamet	12.881	12.9	NJ
8.	611-14-3	Benzene, 1-ethyl-2-methyl-	13.136	0.611	NJ
9.		Unknown	15.406	1.45	J
10.		Unknown	15.947	64.2	J

Data File: \\192.168.10.12\chem\10airD.i\061914.b\17014.d
Report Date: 20-Jun-2014 11:28

Pace Analytical Services, Inc.

TO15 Analysis (UNIX)

Data file : \\192.168.10.12\chem\10airD.i\061914.b\17014.d
Lab Smp Id: 10270020002
Inj Date : 19-JUN-2014 23:14
Operator : DR1 Inst ID: 10airD.i
Smp Info :
Misc Info : 20591
Comment : Volatile Organic COMPOUNDS in Air
Method : \\192.168.10.12\chem\10airD.i\061914.b\TO15_169-14.m
Meth Date : 20-Jun-2014 08:09 drandall Quant Type: ISTD
Cal Date : 18-JUN-2014 20:29 Cal File: 16914.d
Als bottle: 12
Dil Factor: 1.39000
Integrator: HP RTE Compound Sublist: all.sub
Target Version: 4.14
Processing Host: 10MNCREINDL

Concentration Formula: Amt * DF * Uf * CpndVariable

Name	Value	Description
DF	1.390	Dilution Factor
Uf	1.000	ng unit correction factor
Cpnd Variable		Local Compound Variable

	COMPOUND	RT	AREA	AMOUNT
1	Chlorodifluoromethane	3.118	245014	3.959
39	Benzene	6.191	64886	0.412
55	Toluene	8.296	2327947	21.454
71	4-Ethyltoluene	12.723	191071	0.347
74	1,2,4-Trimethylbenzene	13.428	188166	0.984
81	1,2,3-Trimethylbenzene	14.114	20963	0.182
85	Naphthalene	17.222	15676	0.203

	CONCENTRATIONS				QUANT		
RT	AREA	ON-COL(ppbv)	FINAL(ppbv)	QUAL	LIBRARY	LIB ENTRY	CPND #
Unknown				CAS #:			
3.007	5910416	95.5013120	133	0		0	1
Unknown				CAS #:			
3.348	1727516	27.9134458	38.8	0		0	1

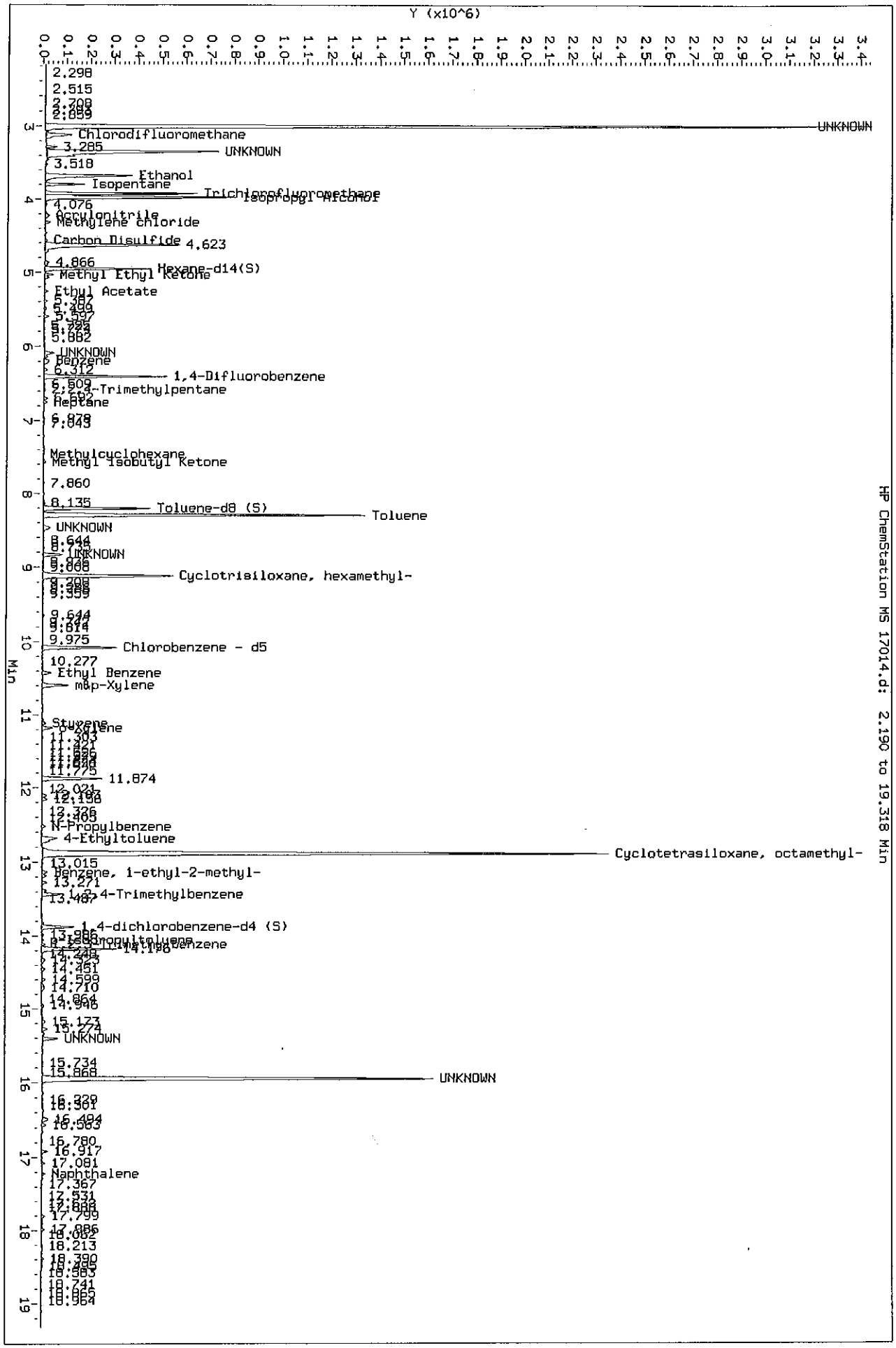
Y (x10^6)
Min
HP ChemStation MS 17014.d; 2.190 to 19.318 Min
Data File: \\192.168.10.12\chem\10airD.i\061914.b\17014.d
Injection Date: 19-JUN-2014 23:14
Instrument: 10airD.i
Client Sample ID:
UNKNOWN
Chlorodifluoromethane
UNKNOWN
Ethanol
Isopentane
Trichlorofluoromethane
Isopropyl Alcohol
Acrylonitrile
Methylene chloride
Carbon Disulfide
Hexane-d14(S)
Methyl Ethyl Ketone
Ethyl Acetate
UNKNOWN
Benzene
1,4-Difluorobenzene
2,2,4-Trimethylpentane
Heptane
Methylcyclohexane
Methyl Isobutyl Ketone
Toluene-d8 (S)
Toluene
UNKNOWN
UNKNOWN
Cyclotrisiloxane, hexamethyl-
Chlorobenzene - d5
Ethyl Benzene
m&p-Xylene
Styrene
o-Xylene
Cyclotetrasiloxane, octamethyl-
Benzene, 1-ethyl-2-methyl-
1,3,4-Trimethylbenzene
1,4-dichlorobenzene-d4 (S)
p-Isopropyltoluene
n-Decane
UNKNOWN
UNKNOWN
Naphthalene

Pace Analytical Services, Inc.
1700 Elm Street - Suite 200
Minneapolis, MN 55414
(612)607-1700

April 07, 2014

Tony Coryell
AECOM
800 LaSalle Avenue
Minneapolis, MN 55402

RE: Project: 60317420 St. Louis Park Inv
Pace Project No.: 10261486

Dear Tony Coryell:
Enclosed are the analytical results for sample(s) received by the laboratory on March 27, 2014. The results relate only to the samples included in this report. Results reported herein conform to the most current TNI standards and the laboratory's Quality Assurance Manual, where applicable, unless otherwise noted in the body of the report.

If you have any questions concerning this report, please feel free to contact me.

Sincerely,

Carol Davy
carol.davy@pacelabs.com
Project Manager

Enclosures

This report shall not be reproduced, except in full,
without the written consent of Pace Analytical Services, Inc..

Pace Analytical Services, Inc.
1700 Elm Street - Suite 200
Minneapolis, MN 55414
(612)607-1700

CERTIFICATIONS

Project: 60317420 St. Louis Park Inv
Pace Project No.: 10261486

Minnesota Certification IDs

1700 Elm Street SE Suite 200, Minneapolis, MN 55414
A2LA Certification #: 2926.01
Alabama Certification #40770
Alabama Certification #40770
Alaska Certification #: UST-078
Alaska Certification #MN00064
Arizona Certification #: AZ-0014
Arkansas Certification #: 88-0680
California Certification #: 01155CA
Colorado Certification #Pace
Connecticut Certification #: PH-0256
EPA Region 8 Certification #: 8TMS-L
Florida/NELAP Certification #: E87605
Guam Certification #: Pace
Georgia Certification #: 959
Idaho Certification #: MN00064
Hawaii Certification #MN00064
Illinois Certification #: 200011
Indiana Certification#C-MN-01
Iowa Certification #: 368
Kansas Certification #: E-10167
Kentucky Dept of Envi. Protection - DW #90062
Kentucky Dept of Envi. Protection - WW #:90062
Louisiana DEQ Certification #: 3086
Louisiana DHH #: LA140001
Maine Certification #: 2013011
Maryland Certification #: 322
Michigan DEPH Certification #: 9909
Minnesota Certification #: 027-053-137
Mississippi Certification #: Pace
Montana Certification #: MT0092
Nebraska Certification #: Pace
New York Certification #: 11647
North Carolina Certification #: 530
North Carolina State Public Health #: 27700
North Dakota Certification #: R-036
Ohio EPA #: 4150
Ohio VAP Certification #: CL101
Oklahoma Certification #: 9507
Oregon Certification #: MN200001
Oregon Certification #: MN300001
Pennsylvania Certification #: 68-00563
Puerto Rico Certification
Saipan (CNMI) #:MP0003
South Carolina #:74003001
Texas Certification #: T104704192
Tennessee Certification #: 02818
Utah Certification #: MN000642013-4
Virginia DGS Certification #: 251
Virginia/VELAP Certification #: Pace
Washington Certification #: C486
Wisconsin Certification #: 999407970
West Virginia Certification #: 382
West Virginia TO-15 Approval
West Virginia DHHR #:9952C

This report shall not be reproduced, except in full,
without the written consent of Pace Analytical Services, Inc..

Pace Analytical Services, Inc.
1700 Elm Street - Suite 200
Minneapolis, MN 55414
(612)607-1700

SAMPLE SUMMARY

Project: 60317420 St. Louis Park Inv
Pace Project No.: 10261486

Lab ID	Sample ID	Matrix	Date Collected	Date Received
10261486001	**SSV-1**	Air	03/26/14 11:00	03/27/14 13:45
10261486002	**SSV-2**	Air	03/26/14 11:15	03/27/14 13:45
10261486003	**SSV-1A**	Air	03/26/14 11:49	03/27/14 13:45

This report shall not be reproduced, except in full,
without the written consent of Pace Analytical Services, Inc..

Pace Analytical Services, Inc.
1700 Elm Street - Suite 200
Minneapolis, MN 55414
(612)607-1700

SAMPLE ANALYTE COUNT

Project: 60317420 St. Louis Park Inv
Pace Project No.: 10261486

Lab ID	Sample ID	Method	Analysts	Analytes Reported
10261486001	**SSV-1**	TO-15	JAM	61
10261486002	**SSV-2**	TO-15	JAM	61
10261486003	**SSV-1A**	TO-15	JAM	61

REPORT OF LABORATORY ANALYSIS

This report shall not be reproduced, except in full,
without the written consent of Pace Analytical Services, Inc..

Pace Analytical Services, Inc.
1700 Elm Street - Suite 200
Minneapolis, MN 55414
(612)607-1700

PROJECT NARRATIVE

Project: 60317420 St. Louis Park Inv
Pace Project No.: 10261486

Method: **TO-15**
Description: TO15 MSV AIR
Client: AECOM
Date: April 07, 2014

General Information:
3 samples were analyzed for TO-15. All samples were received in acceptable condition with any exceptions noted below.

Hold Time:
The samples were analyzed within the method required hold times with any exceptions noted below.

Initial Calibrations (including MS Tune as applicable):
All criteria were within method requirements with any exceptions noted below.

QC Batch: AIR/19854

SS: This analyte did not meet the secondary source verification criteria for the initial calibration. The reported result should be considered an estimated value.

- DUP (Lab ID: 1650017)
  - Ethanol
- LCS (Lab ID: 1649217)
  - Ethanol
- SSV-1 (Lab ID: 10261486001)
  - Ethanol
- SSV-1A (Lab ID: 10261486003)
  - Ethanol
- SSV-2 (Lab ID: 10261486002)
  - Ethanol

Continuing Calibration:
All criteria were within method requirements with any exceptions noted below.

Internal Standards:
All internal standards were within QC limits with any exceptions noted below.

QC Batch: AIR/19854

IS: The internal standard recovery associated with this result exceeds the lower control limit. The reported result should be considered an estimated value.

- SSV-1 (Lab ID: 10261486001)
  - 2-Propanol
  - Acetone
  - Ethanol
  - m&p-Xylene
- SSV-2 (Lab ID: 10261486002)
  - 2-Propanol
  - Ethanol
  - Tetrachloroethene

Surrogates:
All surrogates were within QC limits with any exceptions noted below.

This report shall not be reproduced, except in full,
without the written consent of Pace Analytical Services, Inc..

Pace Analytical Services, Inc.
1700 Elm Street - Suite 200
Minneapolis, MN 55414
(612)607-1700

PROJECT NARRATIVE

Project: 60317420 St. Louis Park Inv
Pace Project No.: 10261486

Method: **TO-15**
Description: TO15 MSV AIR
Client: AECOM
Date: April 07, 2014

Method Blank:
All analytes were below the report limit in the method blank, where applicable, with any exceptions noted below.

Laboratory Control Spike:
All laboratory control spike compounds were within QC limits with any exceptions noted below.

Matrix Spikes:
All percent recoveries and relative percent differences (RPDs) were within acceptance criteria with any exceptions noted below.

Duplicate Sample:
All duplicate sample results were within method acceptance criteria with any exceptions noted below.

Additional Comments:

Sample Comments:

K3: The Total Hydrocarbon (THC) pattern is evenly distributed throughout the chromatogram (before and after toluene).
- SSV-1 (Lab ID: 10261486001)

K2: The Total Hydrocarbon (THC) pattern occured in the second half of the chromatogram (after toluene).
- SSV-2 (Lab ID: 10261486002)

K3: The Total Hydrocarbon (THC) pattern is evenly distributed throughout the chromatogram (before and after toluene).
- SSV-1A (Lab ID: 10261486003)

Analyte Comments:

QC Batch: AIR/19854

A3: The sample was analyzed by serial dilution.
- SSV-2 (Lab ID: 10261486002)
  - 2-Propanol
  - Ethanol
  - Tetrachloroethene

E: Analyte concentration exceeded the calibration range. The reported result is estimated.
- SSV-1A (Lab ID: 10261486003)
  - 2-Propanol
  - Ethanol

This data package has been reviewed for quality and completeness and is approved for release.

This report shall not be reproduced, except in full,
without the written consent of Pace Analytical Services, Inc..

Pace Analytical Services, Inc.
1700 Elm Street - Suite 200
Minneapolis, MN 55414
(612)607-1700

ANALYTICAL RESULTS

Project: 60317420 St. Louis Park Inv
Pace Project No.: 10261486

Sample: SSV-1 **Lab ID: 10261486001** Collected: 03/26/14 11:00 Received: 03/27/14 13:45 Matrix: Air

Parameters	Results	Units	Report Limit	MDL	DF	Prepared	Analyzed	CAS No.	Qual
TO15 MSV AIR	Analytical Method: TO-15								
Acetone	**1640**	ug/m3	64.7	6.5	26.8		04/03/14 21:56	67-64-1	IS
Benzene	**4.2**	ug/m3	0.44	0.22	1.34		04/03/14 00:42	71-43-2	
Benzyl chloride	ND	ug/m3	3.5	0.70	1.34		04/03/14 00:42	100-44-7	
Bromodichloromethane	ND	ug/m3	1.8	0.24	1.34		04/03/14 00:42	75-27-4	
Bromoform	ND	ug/m3	2.8	1.4	1.34		04/03/14 00:42	75-25-2	
Bromomethane	ND	ug/m3	1.1	0.24	1.34		04/03/14 00:42	74-83-9	
1,3-Butadiene	ND	ug/m3	0.60	0.30	1.34		04/03/14 00:42	106-99-0	
2-Butanone (MEK)	**7.4**	ug/m3	0.80	0.21	1.34		04/03/14 00:42	78-93-3	
Carbon disulfide	ND	ug/m3	0.84	0.42	1.34		04/03/14 00:42	75-15-0	
Carbon tetrachloride	ND	ug/m3	0.86	0.43	1.34		04/03/14 00:42	56-23-5	
Chlorobenzene	ND	ug/m3	1.3	0.63	1.34		04/03/14 00:42	108-90-7	
Chloroethane	ND	ug/m3	0.72	0.36	1.34		04/03/14 00:42	75-00-3	
Chloroform	ND	ug/m3	1.3	0.67	1.34		04/03/14 00:42	67-66-3	
Chloromethane	**0.96**	ug/m3	0.56	0.28	1.34		04/03/14 00:42	74-87-3	
Cyclohexane	**6.8**	ug/m3	0.94	0.47	1.34		04/03/14 00:42	110-82-7	
Dibromochloromethane	ND	ug/m3	2.3	1.2	1.34		04/03/14 00:42	124-48-1	
1,2-Dibromoethane (EDB)	ND	ug/m3	2.1	1.0	1.34		04/03/14 00:42	106-93-4	
1,2-Dichlorobenzene	ND	ug/m3	1.6	0.82	1.34		04/03/14 00:42	95-50-1	
1,3-Dichlorobenzene	ND	ug/m3	1.6	0.82	1.34		04/03/14 00:42	541-73-1	
1,4-Dichlorobenzene	ND	ug/m3	1.6	0.82	1.34		04/03/14 00:42	106-46-7	
Dichlorodifluoromethane	**3.2**	ug/m3	1.4	0.67	1.34		04/03/14 00:42	75-71-8	
1,1-Dichloroethane	ND	ug/m3	1.1	0.55	1.34		04/03/14 00:42	75-34-3	
1,2-Dichloroethane	ND	ug/m3	0.55	0.28	1.34		04/03/14 00:42	107-06-2	
1,1-Dichloroethene	ND	ug/m3	1.1	0.54	1.34		04/03/14 00:42	75-35-4	
cis-1,2-Dichloroethene	ND	ug/m3	1.1	0.21	1.34		04/03/14 00:42	156-59-2	
trans-1,2-Dichloroethene	ND	ug/m3	1.1	0.54	1.34		04/03/14 00:42	156-60-5	
1,2-Dichloropropane	ND	ug/m3	1.3	0.63	1.34		04/03/14 00:42	78-87-5	
cis-1,3-Dichloropropene	ND	ug/m3	1.2	0.15	1.34		04/03/14 00:42	10061-01-5	
trans-1,3-Dichloropropene	ND	ug/m3	1.2	0.62	1.34		04/03/14 00:42	10061-02-6	
Dichlorotetrafluoroethane	ND	ug/m3	1.9	0.29	1.34		04/03/14 00:42	76-14-2	
Ethanol	**313**	ug/m3	10.2	5.1	26.8		04/03/14 21:56	64-17-5	IS,SS
Ethyl acetate	**3.8**	ug/m3	0.98	0.48	1.34		04/03/14 00:42	141-78-6	
Ethylbenzene	**53.3**	ug/m3	1.2	0.16	1.34		04/03/14 00:42	100-41-4	
4-Ethyltoluene	**5.7**	ug/m3	1.3	0.67	1.34		04/03/14 00:42	622-96-8	
n-Heptane	**4.7**	ug/m3	1.1	0.56	1.34		04/03/14 00:42	142-82-5	
Hexachloro-1,3-butadiene	ND	ug/m3	2.9	1.5	1.34		04/03/14 00:42	87-68-3	
n-Hexane	**12.1**	ug/m3	0.96	0.48	1.34		04/03/14 00:42	110-54-3	
2-Hexanone	ND	ug/m3	2.0	0.56	1.34		04/03/14 00:42	591-78-6	
Methylene Chloride	**4.7**	ug/m3	2.4	0.47	1.34		04/03/14 00:42	75-09-2	
4-Methyl-2-pentanone (MIBK)	**1.3**	ug/m3	1.1	0.56	1.34		04/03/14 00:42	108-10-1	
Methyl-tert-butyl ether	ND	ug/m3	0.98	0.12	1.34		04/03/14 00:42	1634-04-4	
Naphthalene	ND	ug/m3	3.6	0.71	1.34		04/03/14 00:42	91-20-3	
2-Propanol	**335**	ug/m3	33.5	2.5	26.8		04/03/14 21:56	67-63-0	IS
Propylene	ND	ug/m3	0.47	0.23	1.34		04/03/14 00:42	115-07-1	
Styrene	ND	ug/m3	2.9	0.58	1.34		04/03/14 00:42	100-42-5	
1,1,2,2-Tetrachloroethane	ND	ug/m3	0.94	0.25	1.34		04/03/14 00:42	79-34-5	

REPORT OF LABORATORY ANALYSIS

This report shall not be reproduced, except in full,
without the written consent of Pace Analytical Services, Inc..

Pace Analytical Services, Inc.
1700 Elm Street - Suite 200
Minneapolis, MN 55414
(612)607-1700

ANALYTICAL RESULTS

Project: 60317420 St. Louis Park Inv
Pace Project No.: 10261486

Sample: SSV-1 **Lab ID: 10261486001** Collected: 03/26/14 11:00 Received: 03/27/14 13:45 Matrix: Air

Parameters	Results	Units	Report Limit	MDL	DF	Prepared	Analyzed	CAS No.	Qual
TO15 MSV AIR	Analytical Method: TO-15								
Tetrachloroethene	**99.0**	ug/m3	0.92	0.46	1.34		04/03/14 00:42	127-18-4	
Tetrahydrofuran	**6.8**	ug/m3	0.80	0.40	1.34		04/03/14 00:42	109-99-9	
Toluene	**38.6**	ug/m3	1.0	0.51	1.34		04/03/14 00:42	108-88-3	
1,2,4-Trichlorobenzene	ND	ug/m3	2.0	1.0	1.34		04/03/14 00:42	120-82-1	
1,1,1-Trichloroethane	ND	ug/m3	1.5	0.74	1.34		04/03/14 00:42	71-55-6	
1,1,2-Trichloroethane	ND	ug/m3	0.74	0.37	1.34		04/03/14 00:42	79-00-5	
Trichloroethene	**2.4**	ug/m3	0.74	0.37	1.34		04/03/14 00:42	79-01-6	
Trichlorofluoromethane	**8.5**	ug/m3	1.5	0.30	1.34		04/03/14 00:42	75-69-4	
1,1,2-Trichlorotrifluoroethane	ND	ug/m3	2.1	1.1	1.34		04/03/14 00:42	76-13-1	
1,2,4-Trimethylbenzene	**11.2**	ug/m3	1.3	0.67	1.34		04/03/14 00:42	95-63-6	
1,3,5-Trimethylbenzene	**4.2**	ug/m3	1.3	0.17	1.34		04/03/14 00:42	108-67-8	
Vinyl acetate	ND	ug/m3	0.96	0.48	1.34		04/03/14 00:42	108-05-4	
Vinyl chloride	ND	ug/m3	0.35	0.17	1.34		04/03/14 00:42	75-01-4	
m&p-Xylene	**297**	ug/m3	47.2	23.7	26.8		04/03/14 21:56	179601-23-1	IS
o-Xylene	**74.1**	ug/m3	1.2	0.17	1.34		04/03/14 00:42	95-47-6	

REPORT OF LABORATORY ANALYSIS

This report shall not be reproduced, except in full,
without the written consent of Pace Analytical Services, Inc..

Pace Analytical Services, Inc.
1700 Elm Street - Suite 200
Minneapolis, MN 55414
(612)607-1700

ANALYTICAL RESULTS

Project: 60317420 St. Louis Park Inv
Pace Project No.: 10261486

Sample: SSV-2 **Lab ID: 10261486002** Collected: 03/26/14 11:15 Received: 03/27/14 13:45 Matrix: Air

Parameters	Results	Units	Report Limit	MDL	DF	Prepared	Analyzed	CAS No.	Qual
TO15 MSV AIR	Analytical Method: TO-15								
Acetone	**40.3**	ug/m3	3.2	0.32	1.34		04/03/14 01:36	67-64-1	
Benzene	**2.5**	ug/m3	0.44	0.22	1.34		04/03/14 01:36	71-43-2	
Benzyl chloride	ND	ug/m3	3.5	0.70	1.34		04/03/14 01:36	100-44-7	
Bromodichloromethane	ND	ug/m3	1.8	0.24	1.34		04/03/14 01:36	75-27-4	
Bromoform	ND	ug/m3	2.8	1.4	1.34		04/03/14 01:36	75-25-2	
Bromomethane	ND	ug/m3	1.1	0.24	1.34		04/03/14 01:36	74-83-9	
1,3-Butadiene	ND	ug/m3	0.60	0.30	1.34		04/03/14 01:36	106-99-0	
2-Butanone (MEK)	**32.0**	ug/m3	0.80	0.21	1.34		04/03/14 01:36	78-93-3	
Carbon disulfide	ND	ug/m3	0.84	0.42	1.34		04/03/14 01:36	75-15-0	
Carbon tetrachloride	ND	ug/m3	0.86	0.43	1.34		04/03/14 01:36	56-23-5	
Chlorobenzene	ND	ug/m3	1.3	0.63	1.34		04/03/14 01:36	108-90-7	
Chloroethane	ND	ug/m3	0.72	0.36	1.34		04/03/14 01:36	75-00-3	
Chloroform	**2.9**	ug/m3	1.3	0.67	1.34		04/03/14 01:36	67-66-3	
Chloromethane	ND	ug/m3	0.56	0.28	1.34		04/03/14 01:36	74-87-3	
Cyclohexane	**32.3**	ug/m3	0.94	0.47	1.34		04/03/14 01:36	110-82-7	
Dibromochloromethane	ND	ug/m3	2.3	1.2	1.34		04/03/14 01:36	124-48-1	
1,2-Dibromoethane (EDB)	ND	ug/m3	2.1	1.0	1.34		04/03/14 01:36	106-93-4	
1,2-Dichlorobenzene	ND	ug/m3	1.6	0.82	1.34		04/03/14 01:36	95-50-1	
1,3-Dichlorobenzene	ND	ug/m3	1.6	0.82	1.34		04/03/14 01:36	541-73-1	
1,4-Dichlorobenzene	ND	ug/m3	1.6	0.82	1.34		04/03/14 01:36	106-46-7	
Dichlorodifluoromethane	**3.4**	ug/m3	1.4	0.67	1.34		04/03/14 01:36	75-71-8	
1,1-Dichloroethane	ND	ug/m3	1.1	0.55	1.34		04/03/14 01:36	75-34-3	
1,2-Dichloroethane	ND	ug/m3	0.55	0.28	1.34		04/03/14 01:36	107-06-2	
1,1-Dichloroethene	ND	ug/m3	1.1	0.54	1.34		04/03/14 01:36	75-35-4	
cis-1,2-Dichloroethene	ND	ug/m3	1.1	0.21	1.34		04/03/14 01:36	156-59-2	
trans-1,2-Dichloroethene	ND	ug/m3	1.1	0.54	1.34		04/03/14 01:36	156-60-5	
1,2-Dichloropropane	ND	ug/m3	1.3	0.63	1.34		04/03/14 01:36	78-87-5	
cis-1,3-Dichloropropene	ND	ug/m3	1.2	0.15	1.34		04/03/14 01:36	10061-01-5	
trans-1,3-Dichloropropene	ND	ug/m3	1.2	0.62	1.34		04/03/14 01:36	10061-02-6	
Dichlorotetrafluoroethane	ND	ug/m3	1.9	0.29	1.34		04/03/14 01:36	76-14-2	
Ethanol	**133**	ug/m3	40.7	20.6	107.2		04/03/14 22:20	64-17-5	A3,IS, SS
Ethyl acetate	**1.2**	ug/m3	0.98	0.48	1.34		04/03/14 01:36	141-78-6	
Ethylbenzene	**4.2**	ug/m3	1.2	0.16	1.34		04/03/14 01:36	100-41-4	
4-Ethyltoluene	**3.4**	ug/m3	1.3	0.67	1.34		04/03/14 01:36	622-96-8	
n-Heptane	**6.2**	ug/m3	1.1	0.56	1.34		04/03/14 01:36	142-82-5	
Hexachloro-1,3-butadiene	ND	ug/m3	2.9	1.5	1.34		04/03/14 01:36	87-68-3	
n-Hexane	**4.9**	ug/m3	0.96	0.48	1.34		04/03/14 01:36	110-54-3	
2-Hexanone	ND	ug/m3	2.0	0.56	1.34		04/03/14 01:36	591-78-6	
Methylene Chloride	**5.2**	ug/m3	2.4	0.47	1.34		04/03/14 01:36	75-09-2	
4-Methyl-2-pentanone (MIBK)	**2.2**	ug/m3	1.1	0.56	1.34		04/03/14 01:36	108-10-1	
Methyl-tert-butyl ether	ND	ug/m3	0.98	0.12	1.34		04/03/14 01:36	1634-04-4	
Naphthalene	ND	ug/m3	3.6	0.71	1.34		04/03/14 01:36	91-20-3	
2-Propanol	**582**	ug/m3	134	9.9	107.2		04/03/14 22:20	67-63-0	A3,IS
Propylene	ND	ug/m3	0.47	0.23	1.34		04/03/14 01:36	115-07-1	
Styrene	ND	ug/m3	2.9	0.58	1.34		04/03/14 01:36	100-42-5	

REPORT OF LABORATORY ANALYSIS

This report shall not be reproduced, except in full,
without the written consent of Pace Analytical Services, Inc..

Pace Analytical Services, Inc.
1700 Elm Street - Suite 200
Minneapolis, MN 55414
(612)607-1700

ANALYTICAL RESULTS

Project: 60317420 St. Louis Park Inv
Pace Project No.: 10261486

Sample: SSV-2 **Lab ID: 10261486002** Collected: 03/26/14 11:15 Received: 03/27/14 13:45 Matrix: Air

Parameters	Results	Units	Report Limit	MDL	DF	Prepared	Analyzed	CAS No.	Qual
TO15 MSV AIR	Analytical Method: TO-15								
1,1,2,2-Tetrachloroethane	ND	ug/m3	0.94	0.25	1.34		04/03/14 01:36	79-34-5	
Tetrachloroethene	**4220**	ug/m3	73.9	37.0	107.2		04/03/14 22:20	127-18-4	A3,IS
Tetrahydrofuran	**12.2**	ug/m3	0.80	0.40	1.34		04/03/14 01:36	109-99-9	
Toluene	**18.9**	ug/m3	1.0	0.51	1.34		04/03/14 01:36	108-88-3	
1,2,4-Trichlorobenzene	ND	ug/m3	2.0	1.0	1.34		04/03/14 01:36	120-82-1	
1,1,1-Trichloroethane	ND	ug/m3	1.5	0.74	1.34		04/03/14 01:36	71-55-6	
1,1,2-Trichloroethane	ND	ug/m3	0.74	0.37	1.34		04/03/14 01:36	79-00-5	
Trichloroethene	**37.6**	ug/m3	0.74	0.37	1.34		04/03/14 01:36	79-01-6	
Trichlorofluoromethane	**3.9**	ug/m3	1.5	0.30	1.34		04/03/14 01:36	75-69-4	
1,1,2-Trichlorotrifluoroethane	ND	ug/m3	2.1	1.1	1.34		04/03/14 01:36	76-13-1	
1,2,4-Trimethylbenzene	**7.7**	ug/m3	1.3	0.67	1.34		04/03/14 01:36	95-63-6	
1,3,5-Trimethylbenzene	**2.9**	ug/m3	1.3	0.17	1.34		04/03/14 01:36	108-67-8	
Vinyl acetate	ND	ug/m3	0.96	0.48	1.34		04/03/14 01:36	108-05-4	
Vinyl chloride	ND	ug/m3	0.35	0.17	1.34		04/03/14 01:36	75-01-4	
m&p-Xylene	**12.5**	ug/m3	2.4	1.2	1.34		04/03/14 01:36	179601-23-1	
o-Xylene	**5.5**	ug/m3	1.2	0.17	1.34		04/03/14 01:36	95-47-6	

REPORT OF LABORATORY ANALYSIS

This report shall not be reproduced, except in full,
without the written consent of Pace Analytical Services, Inc..

Pace Analytical Services, Inc.
1700 Elm Street - Suite 200
Minneapolis, MN 55414
(612)607-1700

ANALYTICAL RESULTS

Project: 60317420 St. Louis Park Inv
Pace Project No.: 10261486

Sample: SSV-1A **Lab ID: 10261486003** Collected: 03/26/14 11:49 Received: 03/27/14 13:45 Matrix: Air

Parameters	Results	Units	Report Limit	MDL	DF	Prepared	Analyzed	CAS No.	Qual
TO15 MSV AIR	Analytical Method: TO-15								
Acetone	**80.1**	ug/m3	3.4	0.33	1.39		04/03/14 01:09	67-64-1	
Benzene	**1.7**	ug/m3	0.45	0.23	1.39		04/03/14 01:09	71-43-2	
Benzyl chloride	ND	ug/m3	3.7	0.73	1.39		04/03/14 01:09	100-44-7	
Bromodichloromethane	ND	ug/m3	1.9	0.25	1.39		04/03/14 01:09	75-27-4	
Bromoform	ND	ug/m3	2.9	1.5	1.39		04/03/14 01:09	75-25-2	
Bromomethane	ND	ug/m3	1.1	0.25	1.39		04/03/14 01:09	74-83-9	
1,3-Butadiene	ND	ug/m3	0.63	0.31	1.39		04/03/14 01:09	106-99-0	
2-Butanone (MEK)	**69.7**	ug/m3	0.83	0.22	1.39		04/03/14 01:09	78-93-3	
Carbon disulfide	ND	ug/m3	0.88	0.44	1.39		04/03/14 01:09	75-15-0	
Carbon tetrachloride	ND	ug/m3	0.89	0.44	1.39		04/03/14 01:09	56-23-5	
Chlorobenzene	ND	ug/m3	1.3	0.65	1.39		04/03/14 01:09	108-90-7	
Chloroethane	ND	ug/m3	0.75	0.38	1.39		04/03/14 01:09	75-00-3	
Chloroform	**3.8**	ug/m3	1.4	0.69	1.39		04/03/14 01:09	67-66-3	
Chloromethane	ND	ug/m3	0.58	0.29	1.39		04/03/14 01:09	74-87-3	
Cyclohexane	**4.2**	ug/m3	0.97	0.49	1.39		04/03/14 01:09	110-82-7	
Dibromochloromethane	ND	ug/m3	2.4	1.2	1.39		04/03/14 01:09	124-48-1	
1,2-Dibromoethane (EDB)	ND	ug/m3	2.2	1.1	1.39		04/03/14 01:09	106-93-4	
1,2-Dichlorobenzene	ND	ug/m3	1.7	0.85	1.39		04/03/14 01:09	95-50-1	
1,3-Dichlorobenzene	ND	ug/m3	1.7	0.85	1.39		04/03/14 01:09	541-73-1	
1,4-Dichlorobenzene	ND	ug/m3	1.7	0.85	1.39		04/03/14 01:09	106-46-7	
Dichlorodifluoromethane	**2.5**	ug/m3	1.4	0.70	1.39		04/03/14 01:09	75-71-8	
1,1-Dichloroethane	ND	ug/m3	1.1	0.57	1.39		04/03/14 01:09	75-34-3	
1,2-Dichloroethane	ND	ug/m3	0.57	0.29	1.39		04/03/14 01:09	107-06-2	
1,1-Dichloroethene	ND	ug/m3	1.1	0.56	1.39		04/03/14 01:09	75-35-4	
cis-1,2-Dichloroethene	ND	ug/m3	1.1	0.21	1.39		04/03/14 01:09	156-59-2	
trans-1,2-Dichloroethene	ND	ug/m3	1.1	0.56	1.39		04/03/14 01:09	156-60-5	
1,2-Dichloropropane	ND	ug/m3	1.3	0.65	1.39		04/03/14 01:09	78-87-5	
cis-1,3-Dichloropropene	ND	ug/m3	1.3	0.15	1.39		04/03/14 01:09	10061-01-5	
trans-1,3-Dichloropropene	ND	ug/m3	1.3	0.64	1.39		04/03/14 01:09	10061-02-6	
Dichlorotetrafluoroethane	ND	ug/m3	2.0	0.30	1.39		04/03/14 01:09	76-14-2	
Ethanol	**152**	ug/m3	0.53	0.27	1.39		04/03/14 01:09	64-17-5	E,SS
Ethyl acetate	**1.5**	ug/m3	1.0	0.50	1.39		04/03/14 01:09	141-78-6	
Ethylbenzene	**9.6**	ug/m3	1.2	0.17	1.39		04/03/14 01:09	100-41-4	
4-Ethyltoluene	**4.0**	ug/m3	1.4	0.70	1.39		04/03/14 01:09	622-96-8	
n-Heptane	**3.2**	ug/m3	1.2	0.58	1.39		04/03/14 01:09	142-82-5	
Hexachloro-1,3-butadiene	ND	ug/m3	3.1	1.5	1.39		04/03/14 01:09	87-68-3	
n-Hexane	**4.2**	ug/m3	1.0	0.50	1.39		04/03/14 01:09	110-54-3	
2-Hexanone	ND	ug/m3	2.1	0.58	1.39		04/03/14 01:09	591-78-6	
Methylene Chloride	**5.0**	ug/m3	2.5	0.49	1.39		04/03/14 01:09	75-09-2	
4-Methyl-2-pentanone (MIBK)	**1.9**	ug/m3	1.2	0.58	1.39		04/03/14 01:09	108-10-1	
Methyl-tert-butyl ether	ND	ug/m3	1.0	0.12	1.39		04/03/14 01:09	1634-04-4	
Naphthalene	ND	ug/m3	3.7	0.74	1.39		04/03/14 01:09	91-20-3	
2-Propanol	**466**	ug/m3	1.7	0.13	1.39		04/03/14 01:09	67-63-0	E
Propylene	ND	ug/m3	0.49	0.24	1.39		04/03/14 01:09	115-07-1	
Styrene	ND	ug/m3	3.0	0.60	1.39		04/03/14 01:09	100-42-5	
1,1,2,2-Tetrachloroethane	ND	ug/m3	0.97	0.26	1.39		04/03/14 01:09	79-34-5	

REPORT OF LABORATORY ANALYSIS

This report shall not be reproduced, except in full,
without the written consent of Pace Analytical Services, Inc..

Pace Analytical Services, Inc.
1700 Elm Street - Suite 200
Minneapolis, MN 55414
(612)607-1700

ANALYTICAL RESULTS

Project: 60317420 St. Louis Park Inv
Pace Project No.: 10261486

Sample: SSV-1A **Lab ID: 10261486003** Collected: 03/26/14 11:49 Received: 03/27/14 13:45 Matrix: Air

Parameters	Results	Units	Report Limit	MDL	DF	Prepared	Analyzed	CAS No.	Qual
TO15 MSV AIR	Analytical Method: TO-15								
Tetrachloroethene	**210**	ug/m3	0.96	0.48	1.39		04/03/14 01:09	127-18-4	
Tetrahydrofuran	**16.8**	ug/m3	0.83	0.42	1.39		04/03/14 01:09	109-99-9	
Toluene	**22.0**	ug/m3	1.1	0.53	1.39		04/03/14 01:09	108-88-3	
1,2,4-Trichlorobenzene	ND	ug/m3	2.1	1.0	1.39		04/03/14 01:09	120-82-1	
1,1,1-Trichloroethane	ND	ug/m3	1.5	0.77	1.39		04/03/14 01:09	71-55-6	
1,1,2-Trichloroethane	ND	ug/m3	0.76	0.39	1.39		04/03/14 01:09	79-00-5	
Trichloroethene	**9.3**	ug/m3	0.76	0.38	1.39		04/03/14 01:09	79-01-6	
Trichlorofluoromethane	ND	ug/m3	1.6	0.31	1.39		04/03/14 01:09	75-69-4	
1,1,2-Trichlorotrifluoroethane	ND	ug/m3	2.2	1.1	1.39		04/03/14 01:09	76-13-1	
1,2,4-Trimethylbenzene	**8.0**	ug/m3	1.4	0.70	1.39		04/03/14 01:09	95-63-6	
1,3,5-Trimethylbenzene	**2.6**	ug/m3	1.4	0.18	1.39		04/03/14 01:09	108-67-8	
Vinyl acetate	**2.2**	ug/m3	1.0	0.50	1.39		04/03/14 01:09	108-05-4	
Vinyl chloride	ND	ug/m3	0.36	0.18	1.39		04/03/14 01:09	75-01-4	
m&p-Xylene	**38.5**	ug/m3	2.4	1.2	1.39		04/03/14 01:09	179601-23-1	
o-Xylene	**11.4**	ug/m3	1.2	0.18	1.39		04/03/14 01:09	95-47-6	

This report shall not be reproduced, except in full,
without the written consent of Pace Analytical Services, Inc..

Pace Analytical Services, Inc.
1700 Elm Street - Suite 200
Minneapolis, MN 55414
(612)607-1700

QUALITY CONTROL DATA

Project: 60317420 St. Louis Park Inv
Pace Project No.: 10261486

QC Batch: AIR/19854 Analysis Method: TO-15
QC Batch Method: TO-15 Analysis Description: TO15 MSV AIR Low Level
Associated Lab Samples: 10261486001, 10261486002, 10261486003

METHOD BLANK: 1649216 Matrix: Air
Associated Lab Samples: 10261486001, 10261486002, 10261486003

Parameter	Units	Blank Result	Reporting Limit	Analyzed	Qualifiers
1,1,1-Trichloroethane	ug/m3	ND	1.1	04/02/14 16:03	
1,1,2,2-Tetrachloroethane	ug/m3	ND	0.70	04/02/14 16:03	
1,1,2-Trichloroethane	ug/m3	ND	0.55	04/02/14 16:03	
1,1,2-Trichlorotrifluoroethane	ug/m3	ND	1.6	04/02/14 16:03	
1,1-Dichloroethane	ug/m3	ND	0.82	04/02/14 16:03	
1,1-Dichloroethene	ug/m3	ND	0.81	04/02/14 16:03	
1,2,4-Trichlorobenzene	ug/m3	ND	1.5	04/02/14 16:03	
1,2,4-Trimethylbenzene	ug/m3	ND	1.0	04/02/14 16:03	
1,2-Dibromoethane (EDB)	ug/m3	ND	1.6	04/02/14 16:03	
1,2-Dichlorobenzene	ug/m3	ND	1.2	04/02/14 16:03	
1,2-Dichloroethane	ug/m3	ND	0.41	04/02/14 16:03	
1,2-Dichloropropane	ug/m3	ND	0.94	04/02/14 16:03	
1,3,5-Trimethylbenzene	ug/m3	ND	1.0	04/02/14 16:03	
1,3-Butadiene	ug/m3	ND	0.45	04/02/14 16:03	
1,3-Dichlorobenzene	ug/m3	ND	1.2	04/02/14 16:03	
1,4-Dichlorobenzene	ug/m3	ND	1.2	04/02/14 16:03	
2-Butanone (MEK)	ug/m3	ND	0.60	04/02/14 16:03	
2-Hexanone	ug/m3	ND	1.5	04/02/14 16:03	
2-Propanol	ug/m3	ND	1.2	04/02/14 16:03	
4-Ethyltoluene	ug/m3	ND	1.0	04/02/14 16:03	
4-Methyl-2-pentanone (MIBK)	ug/m3	ND	0.83	04/02/14 16:03	
Acetone	ug/m3	ND	2.4	04/02/14 16:03	
Benzene	ug/m3	ND	0.32	04/02/14 16:03	
Benzyl chloride	ug/m3	ND	2.6	04/02/14 16:03	
Bromodichloromethane	ug/m3	ND	1.4	04/02/14 16:03	
Bromoform	ug/m3	ND	2.1	04/02/14 16:03	
Bromomethane	ug/m3	ND	0.79	04/02/14 16:03	
Carbon disulfide	ug/m3	ND	0.63	04/02/14 16:03	
Carbon tetrachloride	ug/m3	ND	0.64	04/02/14 16:03	
Chlorobenzene	ug/m3	ND	0.94	04/02/14 16:03	
Chloroethane	ug/m3	ND	0.54	04/02/14 16:03	
Chloroform	ug/m3	ND	0.99	04/02/14 16:03	
Chloromethane	ug/m3	ND	0.42	04/02/14 16:03	
cis-1,2-Dichloroethene	ug/m3	ND	0.81	04/02/14 16:03	
cis-1,3-Dichloropropene	ug/m3	ND	0.92	04/02/14 16:03	
Cyclohexane	ug/m3	ND	0.70	04/02/14 16:03	
Dibromochloromethane	ug/m3	ND	1.7	04/02/14 16:03	
Dichlorodifluoromethane	ug/m3	ND	1.0	04/02/14 16:03	
Dichlorotetrafluoroethane	ug/m3	ND	1.4	04/02/14 16:03	
Ethanol	ug/m3	ND	0.38	04/02/14 16:03	
Ethyl acetate	ug/m3	ND	0.73	04/02/14 16:03	
Ethylbenzene	ug/m3	ND	0.88	04/02/14 16:03	
Hexachloro-1,3-butadiene	ug/m3	ND	2.2	04/02/14 16:03	

REPORT OF LABORATORY ANALYSIS

This report shall not be reproduced, except in full,
without the written consent of Pace Analytical Services, Inc..

Pace Analytical Services, Inc.
1700 Elm Street - Suite 200
Minneapolis, MN 55414
(612)607-1700

QUALITY CONTROL DATA

Project: 60317420 St. Louis Park Inv
Pace Project No.: 10261486

METHOD BLANK: 1649216 Matrix: Air
Associated Lab Samples: 10261486001, 10261486002, 10261486003

Parameter	Units	Blank Result	Reporting Limit	Analyzed	Qualifiers
m&p-Xylene	ug/m3	ND	1.8	04/02/14 16:03	
Methyl-tert-butyl ether	ug/m3	ND	0.73	04/02/14 16:03	
Methylene Chloride	ug/m3	ND	1.8	04/02/14 16:03	
n-Heptane	ug/m3	ND	0.83	04/02/14 16:03	
n-Hexane	ug/m3	ND	0.72	04/02/14 16:03	
Naphthalene	ug/m3	ND	2.7	04/02/14 16:03	
o-Xylene	ug/m3	ND	0.88	04/02/14 16:03	
Propylene	ug/m3	ND	0.35	04/02/14 16:03	
Styrene	ug/m3	ND	2.2	04/02/14 16:03	
Tetrachloroethene	ug/m3	ND	0.69	04/02/14 16:03	
Tetrahydrofuran	ug/m3	ND	0.60	04/02/14 16:03	
Toluene	ug/m3	ND	0.77	04/02/14 16:03	
trans-1,2-Dichloroethene	ug/m3	ND	0.81	04/02/14 16:03	
trans-1,3-Dichloropropene	ug/m3	ND	0.92	04/02/14 16:03	
Trichloroethene	ug/m3	ND	0.55	04/02/14 16:03	
Trichlorofluoromethane	ug/m3	ND	1.1	04/02/14 16:03	
Vinyl acetate	ug/m3	ND	0.72	04/02/14 16:03	
Vinyl chloride	ug/m3	ND	0.26	04/02/14 16:03	

LABORATORY CONTROL SAMPLE: 1649217

Parameter	Units	Spike Conc.	LCS Result	LCS % Rec	% Rec Limits	Qualifiers
1,1,1-Trichloroethane	ug/m3	55.5	60.2	108	72-128	
1,1,2,2-Tetrachloroethane	ug/m3	69.8	78.3	112	72-136	
1,1,2-Trichloroethane	ug/m3	55.5	60.7	109	72-130	
1,1,2-Trichlorotrifluoroethane	ug/m3	77.9	79.5	102	68-126	
1,1-Dichloroethane	ug/m3	41.2	43.8	106	68-128	
1,1-Dichloroethene	ug/m3	40.3	42.5	106	68-130	
1,2,4-Trichlorobenzene	ug/m3	75.5	86.1	114	30-150	
1,2,4-Trimethylbenzene	ug/m3	50	53.7	107	71-140	
1,2-Dibromoethane (EDB)	ug/m3	78.1	97.8	125	73-136	
1,2-Dichlorobenzene	ug/m3	61.2	81.4	133	63-150	
1,2-Dichloroethane	ug/m3	41.2	46.7	114	71-132	
1,2-Dichloropropane	ug/m3	47	50.4	107	72-130	
1,3,5-Trimethylbenzene	ug/m3	50	55.0	110	73-136	
1,3-Butadiene	ug/m3	22.5	25.1	111	72-130	
1,3-Dichlorobenzene	ug/m3	61.2	78.8	129	69-142	
1,4-Dichlorobenzene	ug/m3	61.2	74.8	122	65-142	
2-Butanone (MEK)	ug/m3	30	33.4	111	71-135	
2-Hexanone	ug/m3	41.7	42.5	102	75-133	
2-Propanol	ug/m3	25	31.2	125	68-135	
4-Ethyltoluene	ug/m3	50	54.9	110	73-134	
4-Methyl-2-pentanone (MIBK)	ug/m3	41.7	47.4	114	72-137	
Acetone	ug/m3	24.2	31.4	130	68-136	
Benzene	ug/m3	32.5	35.4	109	69-134	

REPORT OF LABORATORY ANALYSIS

This report shall not be reproduced, except in full,
without the written consent of Pace Analytical Services, Inc..

Pace Analytical Services, Inc.
1700 Elm Street - Suite 200
Minneapolis, MN 55414
(612)607-1700

QUALITY CONTROL DATA

Project: 60317420 St. Louis Park Inv
Pace Project No.: 10261486

LABORATORY CONTROL SAMPLE: 1649217

Parameter	Units	Spike Conc.	LCS Result	LCS % Rec	% Rec Limits	Qualifiers
Benzyl chloride	ug/m3	52.5	57.9	110	71-136	
Bromodichloromethane	ug/m3	68.2	76.0	112	74-129	
Bromoform	ug/m3	105	128	121	69-138	
Bromomethane	ug/m3	39.5	40.7	103	68-127	
Carbon disulfide	ug/m3	31.7	33.0	104	68-130	
Carbon tetrachloride	ug/m3	64	69.4	109	66-134	
Chlorobenzene	ug/m3	46.8	52.5	112	72-137	
Chloroethane	ug/m3	26.8	28.0	104	69-128	
Chloroform	ug/m3	49.7	52.8	106	72-127	
Chloromethane	ug/m3	21	21.6	103	69-125	
cis-1,2-Dichloroethene	ug/m3	40.3	47.7	118	71-135	
cis-1,3-Dichloropropene	ug/m3	46.2	51.3	111	74-134	
Cyclohexane	ug/m3	35	40.1	115	72-130	
Dibromochloromethane	ug/m3	86.6	97.4	112	73-133	
Dichlorodifluoromethane	ug/m3	50.3	54.4	108	69-125	
Dichlorotetrafluoroethane	ug/m3	71.1	74.1	104	68-128	
Ethanol	ug/m3	19.2	23.8	124	70-134	SS
Ethyl acetate	ug/m3	36.6	45.6	124	71-134	
Ethylbenzene	ug/m3	44.2	46.4	105	73-139	
Hexachloro-1,3-butadiene	ug/m3	108	107	99	30-150	
m&p-Xylene	ug/m3	44.2	46.2	105	73-139	
Methyl-tert-butyl ether	ug/m3	36.7	40.8	111	72-132	
Methylene Chloride	ug/m3	35.3	40.8	115	64-134	
n-Heptane	ug/m3	41.7	48.1	115	70-130	
n-Hexane	ug/m3	35.8	39.1	109	69-128	
Naphthalene	ug/m3	53.3	52.3	98	61-150	
o-Xylene	ug/m3	44.2	46.2	105	71-138	
Propylene	ug/m3	17.5	19.9	114	69-133	
Styrene	ug/m3	43.3	44.4	103	74-136	
Tetrachloroethene	ug/m3	69	75.9	110	69-136	
Tetrahydrofuran	ug/m3	30	34.5	115	73-131	
Toluene	ug/m3	38.3	43.7	114	67-133	
trans-1,2-Dichloroethene	ug/m3	40.3	46.9	116	70-131	
trans-1,3-Dichloropropene	ug/m3	46.2	51.5	112	72-135	
Trichloroethene	ug/m3	54.6	63.4	116	70-135	
Trichlorofluoromethane	ug/m3	57.1	60.5	106	67-125	
Vinyl acetate	ug/m3	35.8	40.2	112	72-133	
Vinyl chloride	ug/m3	26	27.7	107	69-132	

SAMPLE DUPLICATE: 1650017

Parameter	Units	10261484004 Result	Dup Result	RPD	Max RPD	Qualifiers
1,1,1-Trichloroethane	ug/m3	<0.77	ND		25	
1,1,2,2-Tetrachloroethane	ug/m3	<0.26	ND		25	
1,1,2-Trichloroethane	ug/m3	<0.39	ND		25	
1,1,2-Trichlorotrifluoroethane	ug/m3	<1.1	ND		25	
1,1-Dichloroethane	ug/m3	<0.57	ND		25	

REPORT OF LABORATORY ANALYSIS

This report shall not be reproduced, except in full,
without the written consent of Pace Analytical Services, Inc..

Pace Analytical Services, Inc.
1700 Elm Street - Suite 200
Minneapolis, MN 55414
(612)607-1700

QUALITY CONTROL DATA

Project: 60317420 St. Louis Park Inv
Pace Project No.: 10261486

SAMPLE DUPLICATE: 1650017

Parameter	Units	10261484004 Result	Dup Result	RPD	Max RPD	Qualifiers
1,1-Dichloroethene	ug/m3	<0.56	ND		25	
1,2,4-Trichlorobenzene	ug/m3	<1.0	ND		25	
1,2,4-Trimethylbenzene	ug/m3	0.96J	.93J		25	
1,2-Dibromoethane (EDB)	ug/m3	<1.1	ND		25	
1,2-Dichlorobenzene	ug/m3	<0.85	ND		25	
1,2-Dichloroethane	ug/m3	<0.29	ND		25	
1,2-Dichloropropane	ug/m3	<0.65	ND		25	
1,3,5-Trimethylbenzene	ug/m3	<0.18	ND		25	
1,3-Butadiene	ug/m3	<0.31	ND		25	
1,3-Dichlorobenzene	ug/m3	<0.85	ND		25	
1,4-Dichlorobenzene	ug/m3	3.4	3.1	7	25	
2-Butanone (MEK)	ug/m3	4.5	4.6	3	25	
2-Hexanone	ug/m3	1.7J	1.7J		25	
2-Propanol	ug/m3	32.9	32.9	.1	25	
4-Ethyltoluene	ug/m3	<0.70	ND		25	
4-Methyl-2-pentanone (MIBK)	ug/m3	0.76J	.73J		25	
Acetone	ug/m3	17.6	18.0	2	25	
Benzene	ug/m3	2.3	2.2	.9	25	
Benzyl chloride	ug/m3	<0.73	ND		25	
Bromodichloromethane	ug/m3	<0.25	ND		25	
Bromoform	ug/m3	<1.5	ND		25	
Bromomethane	ug/m3	<0.25	ND		25	
Carbon disulfide	ug/m3	<0.44	ND		25	
Carbon tetrachloride	ug/m3	<0.44	ND		25	
Chlorobenzene	ug/m3	<0.65	ND		25	
Chloroethane	ug/m3	<0.38	ND		25	
Chloroform	ug/m3	<0.61	ND		25	
Chloromethane	ug/m3	<0.29	ND		25	
cis-1,2-Dichloroethene	ug/m3	0.69J	.58J		25	
cis-1,3-Dichloropropene	ug/m3	<0.15	ND		25	
Cyclohexane	ug/m3	17.3	16.9	2	25	
Dibromochloromethane	ug/m3	<1.2	ND		25	
Dichlorodifluoromethane	ug/m3	2.4	2.4	.5	25	
Dichlorotetrafluoroethane	ug/m3	<0.30	ND		25	
Ethanol	ug/m3	48.6	50.6	4	25	SS
Ethyl acetate	ug/m3	2.2	2.2	.02	25	
Ethylbenzene	ug/m3	1.4	1.3	3	25	
Hexachloro-1,3-butadiene	ug/m3	<1.5	ND		25	
m&p-Xylene	ug/m3	2.5	ND		25	
Methyl-tert-butyl ether	ug/m3	<0.12	ND		25	
Methylene Chloride	ug/m3	4.5	4.5	.06	25	
n-Heptane	ug/m3	5.4	6.0	12	25	
n-Hexane	ug/m3	13.4	14.1	5	25	
Naphthalene	ug/m3	1.8J	1.8J		25	
o-Xylene	ug/m3	1.1J	1.1J		25	
Propylene	ug/m3	<0.24	ND		25	
Styrene	ug/m3	1.6J	1.6J		25	
Tetrachloroethene	ug/m3	<0.48	ND		25	

REPORT OF LABORATORY ANALYSIS

This report shall not be reproduced, except in full,
without the written consent of Pace Analytical Services, Inc..

Pace Analytical Services, Inc.
1700 Elm Street - Suite 200
Minneapolis, MN 55414
(612)607-1700

QUALITY CONTROL DATA

Project: 60317420 St. Louis Park Inv
Pace Project No.: 10261486

SAMPLE DUPLICATE: 1650017

Parameter	Units	10261484004 Result	Dup Result	RPD	Max RPD	Qualifiers
Tetrahydrofuran	ug/m3	<0.42	ND		25	
Toluene	ug/m3	4.2	4.1	1	25	
trans-1,2-Dichloroethene	ug/m3	<0.56	ND		25	
trans-1,3-Dichloropropene	ug/m3	<0.64	ND		25	
Trichloroethene	ug/m3	36.0	36.1	.2	25	
Trichlorofluoromethane	ug/m3	6.8	6.7	1	25	
Vinyl acetate	ug/m3	<0.50	ND		25	
Vinyl chloride	ug/m3	<0.18	ND		25	

REPORT OF LABORATORY ANALYSIS

This report shall not be reproduced, except in full,
without the written consent of Pace Analytical Services, Inc..

Pace Analytical Services, Inc.
1700 Elm Street - Suite 200
Minneapolis, MN 55414
(612)607-1700

QUALIFIERS

Project: 60317420 St. Louis Park Inv
Pace Project No.: 10261486

DEFINITIONS

DF - Dilution Factor, if reported, represents the factor applied to the reported data due to changes in sample preparation, dilution of the sample aliquot, or moisture content.

ND - Not Detected at or above adjusted reporting limit.

J - Estimated concentration above the adjusted method detection limit and below the adjusted reporting limit.

MDL - Adjusted Method Detection Limit.

PRL - Pace Reporting Limit.

RL - Reporting Limit.

S - Surrogate

1,2-Diphenylhydrazine (8270 listed analyte) decomposes to Azobenzene.

Consistent with EPA guidelines, unrounded data are displayed and have been used to calculate % recovery and RPD values.

LCS(D) - Laboratory Control Sample (Duplicate)

MS(D) - Matrix Spike (Duplicate)

DUP - Sample Duplicate

RPD - Relative Percent Difference

NC - Not Calculable.

SG - Silica Gel - Clean-Up

U - Indicates the compound was analyzed for, but not detected.

N-Nitrosodiphenylamine decomposes and cannot be separated from Diphenylamine using Method 8270. The result reported for each analyte is a combined concentration.

Pace Analytical is TNI accredited. Contact your Pace PM for the current list of accredited analytes.

TNI - The NELAC Institute.

SAMPLE QUALIFIERS

Sample: 10261486001
[1] The Total Hydrocarbon (THC) pattern is evenly distributed throughout the chromatogram (before and after toluene).

Sample: 10261486002
[1] The Total Hydrocarbon (THC) pattern occured in the second half of the chromatogram (after toluene).

Sample: 10261486003
[1] The Total Hydrocarbon (THC) pattern is evenly distributed throughout the chromatogram (before and after toluene).

ANALYTE QUALIFIERS

A3	The sample was analyzed by serial dilution.
E	Analyte concentration exceeded the calibration range. The reported result is estimated.
IS	The internal standard recovery associated with this result exceeds the lower control limit. The reported result should be considered an estimated value.
SS	This analyte did not meet the secondary source verification criteria for the initial calibration. The reported result should be considered an estimated value.

This report shall not be reproduced, except in full,
without the written consent of Pace Analytical Services, Inc..

Pace Analytical Services, Inc.
1700 Elm Street - Suite 200
Minneapolis, MN 55414
(612)607-1700

QUALITY CONTROL DATA CROSS REFERENCE TABLE

Project: 60317420 St. Louis Park Inv
Pace Project No.: 10261486

Lab ID	Sample ID	QC Batch Method	QC Batch	Analytical Method	Analytical Batch
10261486001	**SSV-1**	TO-15	AIR/19854		
10261486002	**SSV-2**	TO-15	AIR/19854		
10261486003	**SSV-1A**	TO-15	AIR/19854		

This report shall not be reproduced, except in full,
without the written consent of Pace Analytical Services, Inc..

10261486

Pace Analytical®
www.pacelabs.com

AIR: CHAIN-OF-CUSTODY / Analytical Request Document

The Chain-of-Custody is a LEGAL DOCUMENT. All relevant fields must be completed accurately.

15216

Page: 1 of 1

Section A Required Client Information:	Section B Required Project Information:	Section C Invoice Information:
Company: AECOM	Report To: Tony Coryell	Attention: Same
Address: 800 La Salle Ave Minneapolis, MN 55402	Copy To:	Company Name:
		Address:
Email To: Tony.coryell@aecom.com	Purchase Order No.:	Pace Quote Reference:
Phone: 612-376-2005 Fax:	Project Name: St. Louis Park Inv	Pace Project Manager/Sales Rep.: Carol Darcy
Requested Due Date/TAT: STD	Project Number: 60317420	Pace Profile #:

Program: ☐ UST ☐ Superfund ☐ Emissions ☐ Clean Air Act ☐ Voluntary Clean Up ☐ Dry Clean ☐ RCRA ☐ Other____

Location of Sampling by State: MN

Reporting Units: ug/m³___ mg/m³___ PPBV___ PPMV___ Other___

Report Level: II.___ III.___ IV.___ Other____

Valid Media Codes

MEDIA	CODE
Tedlar Bag	TB
1 Liter Summa Can	1LC
6 Liter Summa Can	6LC
Low Volume Puff	LVP
High Volume Puff	HVP
Other	PM10

ITEM #	'Section D Required Client Information AIR SAMPLE ID (Sample IDs MUST BE UNIQUE)	MEDIA CODE	PID Reading (Client only)	COLLECTED COMPOSITE START END/GRAB DATE	COLLECTED COMPOSITE START END/GRAB TIME	COLLECTED COMPOSITE - DATE	COLLECTED COMPOSITE - TIME	Canister Pressure (Initial Field - psig)	Canister Pressure (Final Field - psig)	Summa Can Number	Flow Control Number	Method: PM10	3C- Fixed Gas (%)	TO-3	TO-3M (Methane)	TO-4 (PCBs)	TO-13 (PAH)	TO-14	TO-15	TO15 Short List*	Pace Lab ID
1	SSV-1	6LC		3-26-14	1013	3-26	1100	-25	0	1250								X			021
2	SSV-2	↓		↓	1025	↓	1115	-30	1	0543								X			022
3	SSV-1A	↓		↓	1100	↓	1149	-30	0	0582								X			023
4																					
5																					
6																					
7																					
8																					
9																					
10																					
11																					
12																					

Comments:

Item #3 ID "SSV-1A"

RELINQUISHED BY / AFFILIATION	DATE	TIME	ACCEPTED BY / AFFILIATION	DATE	TIME
Ben Klaus/AECOM	3-27-14			3-27-14	13:45

SAMPLE CONDITIONS

Temp in °C	Received on Ice Y/N	Custody Sealed Cooler Y/N	Samples Intact Y/N
Amb	Y/N	Y/N	Y/N
	Y/N	Y/N	Y/N
	Y/N	Y/N	Y/N

SAMPLER NAME AND SIGNATURE

PRINT Name of SAMPLER: Ben Klaus

SIGNATURE of SAMPLER: [signature] DATE Signed (MM / DD / YY): 3-27-14

ORIGINAL

1700 Elm Street SE, Suite 200, Minneapolis, MN 55414 Air Technical Phone: 612.607.6386

Pace Analytical	Document Name: Air Sample Condition Upon Receipt	Document Revised: 26Dec2013 Page 1 of 1
	Document No.: F-MN-A-106-rev.09	Issuing Authority: Pace Minnesota Quality Office

Air Sample Condition Upon Receipt

Client Name: gecom

Project #: WO# : 10261486

10261486

Courier: ☐Fed Ex ☐UPS ☐USPS ☒Client ☐Commercial ☐Pace ☐Other:

Tracking Number:

Custody Seal on Cooler/Box Present? ☐Yes ☒No **Seals Intact?** ☐Yes ☒No

Optional: Proj. Due Date: Proj. Name:

Packing Material: ☐Bubble Wrap ☐Bubble Bags ☒Foam ☐None ☐Other: **Temp Blank rec:** ☐Yes ☒No

Temp. (TO17 and TO13 samples only) (°C): **Corrected Temp (°C):** **Thermom. Used:** ☐B88A912167504 ☐B88A9132521491 ☐72337080 ☐80512447

Temp should be above freezing to 6°C **Correction Factor:** **Date & Initials of Person Examining Contents:** 3/27/14

Type of ice Received ☐Blue ☐Wet ☒None

Comments:

Chain of Custody Present?	☑Yes	☐No	☐N/A	1.
Chain of Custody Filled Out?	☑Yes	☐No	☐N/A	2.
Chain of Custody Relinquished?	☑Yes	☐No	☐N/A	3.
Sampler Name and/or Signature on COC?	☑Yes	☐No	☐N/A	4.
Samples Arrived within Hold Time?	☑Yes	☐No	☐N/A	5.
Short Hold Time Analysis (<72 hr)?	☐Yes	☑No	☐N/A	6.
Rush Turn Around Time Requested?	☐Yes	☑No	☐N/A	7.
Sufficient Volume?	☑Yes	☐No	☐N/A	8.
Correct Containers Used?	☑Yes	☐No	☐N/A	9.
-Pace Containers Used?	☑Yes	☐No	☐N/A	
Containers Intact?	☑Yes	☐No	☐N/A	10.
Media: air can				11.
Sample Labels Match COC?	☑Yes	☐No	☐N/A	12.

Samples Received:

Canisters		Flow Controllers		Stand Alone G	
Sample Number	Can ID	Sample Number	Can ID	Sample Number	Can ID
SSV-1	1252		0708		
SSV-2	0543		0614		
SSV-1A	0582		0583		

CLIENT NOTIFICATION/RESOLUTION **Field Data Required?** ☐Yes ☐No

Person Contacted: Date/Time:

Comments/Resolution:

Project Manager Review: CMD **Date:** 3-27-14

Note: Whenever there is a discrepancy affecting North Carolina compliance samples, a copy of this form will be sent to the North Carolina DEHNR Certification Office (i.e out of hold, incorrect preservative, out of temp, incorrect containers)

Data File: \\192.168.10.12\chem\10air0.i\040214.b\09235.D
Report Date: 03-Apr-2014 14:10

Pace Analytical Services, Inc.

TENTATIVELY IDENTIFIED COMPOUNDS

Client Name:
Lab Smp Id: 10261486001
Operator : JAM
Sample Location:
Sample Matrix: AIR
Analysis Type: VOA
Inj Date: 03-APR-2014 00:42

Client SDG: 040214.b

Sample Date:
Sample Point:
Date Received:
Level: LOW

Number TICs found: 10

CONCENTRATION UNITS:
(ug/L or ug/KG) ppbv

	CAS NUMBER	COMPOUND NAME	RT	EST. CONC.	Q
1.	108-08-7	Pentane, 2,4-dimethyl-	5.874	4.68	NJ
2.	560-21-4	Pentane, 2,3,3-trimethyl-	7.424	3.49	NJ
3.		Unknown	8.088	5.43	J
4.	541-05-9	Cyclotrisiloxane, hexamethy	8.280	27.5	NJ
5.		Unknown	9.986	3.28	J
6.		Unknown	10.830	4.77	J
7.	556-67-2	Cyclotetrasiloxane, octamet	11.518	20.8	NJ
8.	611-14-3	Benzene, 1-ethyl-2-methyl-	11.797	8.76	NJ
9.	1120-21-4	Undecane	13.435	8.18	NJ
10.	3789-85-3	Benzoic acid, 2-[(trimethyl	13.944	35.4	NJ

Data File: \\192.168.10.12\chem\10air0.i\040214.b\09235.D
Report Date: 03-Apr-2014 14:10

Pace Analytical Services, Inc.

TO15 Analysis (UNIX)

Data file : \\192.168.10.12\chem\10air0.i\040214.b\09235.D
Lab Smp Id: 10261486001
Inj Date : 03-APR-2014 00:42
Operator : JAM Inst ID: 10air0.i
Smp Info :
Misc Info : 19854
Comment : Volatile Organic COMPOUNDS in Air
Method : \\192.168.10.12\chem\10air0.i\040214.b\TO15_092-14.m
Meth Date : 03-Apr-2014 08:34 jmasterman Quant Type: ISTD
Cal Date : 02-APR-2014 13:58 Cal File: 09211.D
Als bottle: 35
Dil Factor: 1.34000
Integrator: HP RTE Compound Sublist: all.sub
Target Version: 4.14
Processing Host: VIRTUALXP-96992

Concentration Formula: Amt * DF * Uf * CpndVariable

Name	Value	Description
DF	1.340	Dilution Factor
Uf	1.000	ng unit correction factor
Cpnd Variable		Local Compound Variable

ISTD	RT	AREA	AMOUNT
* 43 1,4-Difluorobenzene	6.103	872248	10.000
* 61 Chlorobenzene - d5	9.192	583916	10.000

	CONCENTRATIONS				QUANT		
RT	AREA	ON-COL(ppbv)	FINAL(ppbv)	QUAL	LIBRARY	LIB ENTRY	CPND #
Pentane, 2,4-dimethyl-				CAS #: 108-08-7			
5.874	304798	3.49439633	4.68	83	NIST05.L	3902	43
Pentane, 2,3,3-trimethyl-				CAS #: 560-21-4			
7.424	226978	2.60221968	3.49	72	NIST05.L	7454	43
Unknown				CAS #:			
8.088	236545	4.05100593	5.43	0		0	61
Cyclotrisiloxane, hexamethyl-				CAS #: 541-05-9			
8.280	1200270	20.5554864	27.5	87	NIST05.L	73121	61
Unknown				CAS #:			
9.986	143159	2.45169469	3.28	0		0	61

Data File: \\192.168.10.12\chem\10air0.i\040214.b\09235.D
Report Date: 03-Apr-2014 14:10

		CONCENTRATIONS			QUANT		
RT	AREA	ON-COL(ppbv)	FINAL(ppbv)	QUAL	LIBRARY	LIB ENTRY	CPND #
Unknown				CAS #:			
10.830	207888	3.56023437	4.77	0		0	61
Cyclotetrasiloxane, octamethyl-				CAS #: 556-67-2			
11.518	907076	15.5343385	20.8	91	NIST05.L	122480	61
Benzene, 1-ethyl-2-methyl-				CAS #: 611-14-3			
11.797	381714	6.53713175	8.76	93	NIST05.L	9134	61
Undecane				CAS #: 1120-21-4			
13.435	356553	6.10622011	8.18	81	NIST05.L	27236	61
Benzoic acid, 2-[(trimethylsilyl)oxy]-,				CAS #: 3789-85-3			
13.944	1545102	26.4609960	35.4	72	NIST05.L	112909	61

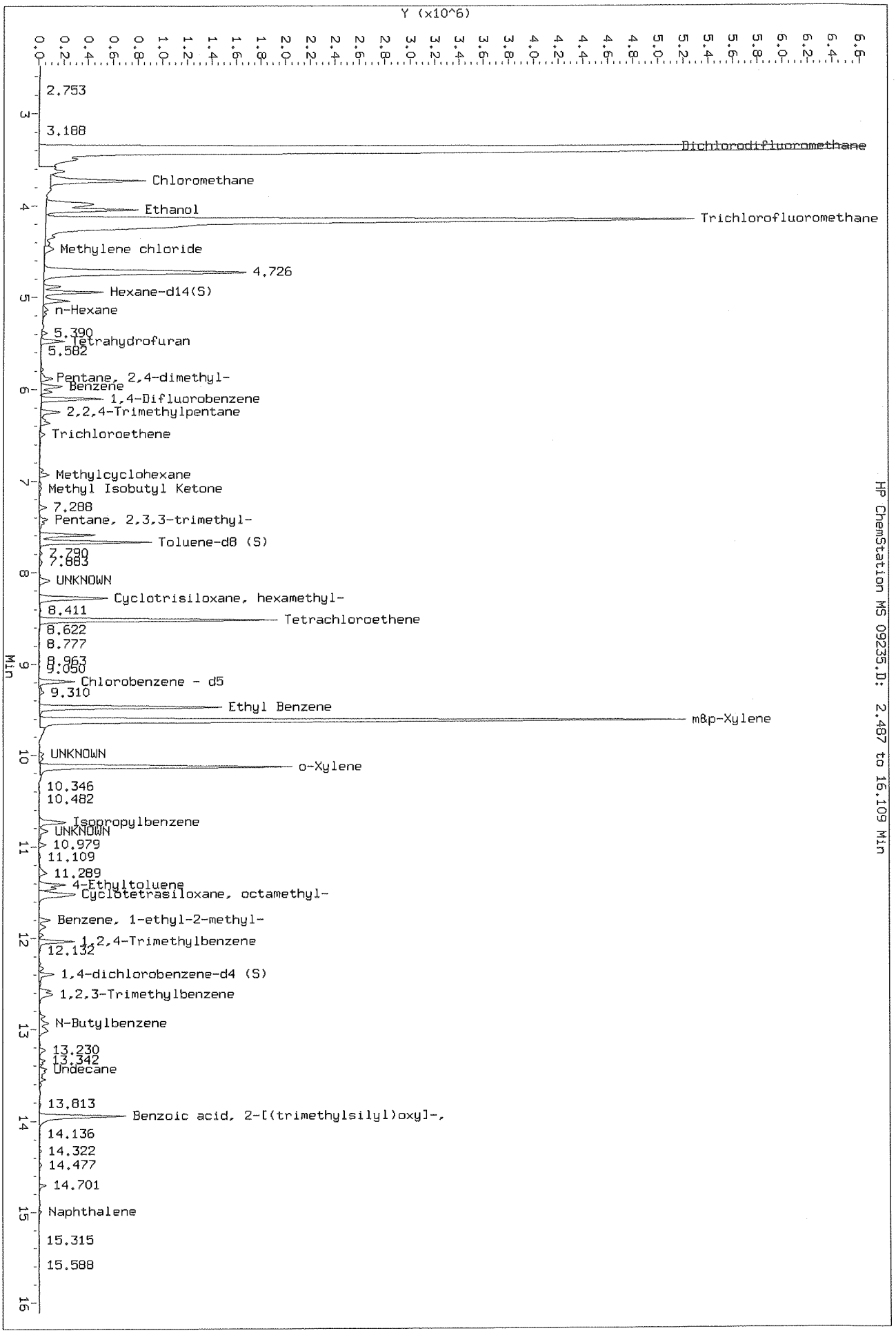
Y (x10^6)
Min
2.753
3.188
Dichlorodifluoromethane
Chloromethane
Ethanol
Trichlorofluoromethane
Methylene chloride
4.726
Hexane-d14(S)
n-Hexane
5.390
Tetrahydrofuran
5.582
Pentane, 2,4-dimethyl-
Benzene
1,4-Difluorobenzene
2,2,4-Trimethylpentane
Trichloroethene
Methylcyclohexane
Methyl Isobutyl Ketone
7.288
Pentane, 2,3,3-trimethyl-
Toluene-d8 (S)
7.790
7.883
UNKNOWN
Cyclotrisiloxane, hexamethyl-
8.411
Tetrachloroethene
8.622
8.777
8.963
9.050
Chlorobenzene - d5
9.310
Ethyl Benzene
m&p-Xylene
UNKNOWN
o-Xylene
10.346
10.482
Isopropylbenzene
UNKNOWN
10.979
11.109
11.289
4-Ethyltoluene
Cyclotetrasiloxane, octamethyl-
Benzene, 1-ethyl-2-methyl-
1,2,4-Trimethylbenzene
12.132
1,4-dichlorobenzene-d4 (S)
1,2,3-Trimethylbenzene
N-Butylbenzene
13.230
13.342
Undecane
13.813
Benzoic acid, 2-[(trimethylsilyl)oxy]-,
14.136
14.322
14.477
14.701
Naphthalene
15.315
15.588
HP ChemStation MS 09235.D: 2.487 to 16.109 Min
Data File: \\192.168.10.12\chem\10air0.i\040214.b\09235.D
Injection Date: 03-APR-2014 00:42
Instrument: 10air0.i
Client Sample ID:

Data File: \\192.168.10.12\chem\10air0.i\040214.b\09237.D
Report Date: 03-Apr-2014 14:11

Pace Analytical Services, Inc.

TENTATIVELY IDENTIFIED COMPOUNDS

Client Name:
Lab Smp Id: 10261486002
Operator : JAM
Sample Location:
Sample Matrix: AIR
Analysis Type: VOA
Inj Date: 03-APR-2014 01:36

Client SDG: 040214.b

Sample Date:
Sample Point:
Date Received:
Level: LOW

Number TICs found: 10

CONCENTRATION UNITS:
(ug/L or ug/KG) ppbv

	CAS NUMBER	COMPOUND NAME	RT	EST. CONC.	Q
1.	1759-58-6	Cyclopentane, 1,3-dimethyl-	6.240	26.3	NJ
2.	107-39-1	1-Pentene, 2,4,4-trimethyl-	6.624	9.05	NJ
3.	2815-58-9	Cyclopentane, 1,2,4-trimeth	7.145	7.69	NJ
4.	15890-40-1	Cyclopentane, 1,2,3-trimeth	7.282	7.53	NJ
5.	6876-23-9	Cyclohexane, 1,2-dimethyl-,	7.883	10.7	NJ
6.		Unknown	8.101	12.3	J
7.	541-05-9	Cyclotrisiloxane, hexamethy	8.287	80.1	NJ
8.	3073-66-3	Cyclohexane, 1,1,3-trimethy	9.037	8.29	NJ
9.	17302-23-7	Nonane, 4,5-dimethyl-	13.435	14.8	NJ
10.		Unknown	13.944	138	J

Data File: \\192.168.10.12\chem\10air0.i\040214.b\09237.D
Report Date: 03-Apr-2014 14:11

Pace Analytical Services, Inc.

TO15 Analysis (UNIX)

Data file : \\192.168.10.12\chem\10air0.i\040214.b\09237.D
Lab Smp Id: 10261486002
Inj Date : 03-APR-2014 01:36
Operator : JAM Inst ID: 10air0.i
Smp Info :
Misc Info : 19854
Comment : Volatile Organic COMPOUNDS in Air
Method : \\192.168.10.12\chem\10air0.i\040214.b\TO15_092-14.m
Meth Date : 03-Apr-2014 08:34 jmasterman Quant Type: ISTD
Cal Date : 02-APR-2014 13:58 Cal File: 09211.D
Als bottle: 37
Dil Factor: 1.34000
Integrator: HP RTE Compound Sublist: all.sub
Target Version: 4.14
Processing Host: VIRTUALXP-96992

Concentration Formula: Amt * DF * Uf * CpndVariable

Name	Value	Description
DF	1.340	Dilution Factor
Uf	1.000	ng unit correction factor
Cpnd Variable		Local Compound Variable

ISTD	RT	AREA	AMOUNT
* 43 1,4-Difluorobenzene	6.097	915606	10.000
* 61 Chlorobenzene - d5	9.199	596463	10.000

		CONCENTRATIONS			QUANT		
RT	AREA	ON-COL(ppbv)	FINAL(ppbv)	QUAL	LIBRARY	LIB ENTRY	CPND #
Cyclopentane, 1,3-dimethyl-, trans-				CAS #: 1759-58-6			
6.240	1799433	19.6529087	26.3	94	NIST05.L	3347	43
1-Pentene, 2,4,4-trimethyl-				CAS #: 107-39-1			
6.624	618418	6.75419366	9.05	83	NIST05.L	6586	43
Cyclopentane, 1,2,4-trimethyl-				CAS #: 2815-58-9			
7.145	525198	5.73606480	7.69	80	NIST05.L	6615	43
Cyclopentane, 1,2,3-trimethyl-, (1.alpha				CAS #: 15890-40-1			
7.282	514771	5.62218850	7.53	91	NIST05.L	6654	43
Cyclohexane, 1,2-dimethyl-, trans-				CAS #: 6876-23-9			
7.883	477216	8.00075462	10.7	87	NIST05.L	6638	61

Data File: \\192.168.10.12\chem\10air0.i\040214.b\09237.D
Report Date: 03-Apr-2014 14:11

		CONCENTRATIONS			QUANT		
RT	AREA	ON-COL(ppbv)	FINAL(ppbv)	QUAL	LIBRARY	LIB ENTRY	CPND #
Unknown				CAS #:			
8.101	549422	9.21133034	12.3	0		0	61
Cyclotrisiloxane, hexamethyl-				CAS #: 541-05-9			
8.287	3567023	59.8029137	80.1	87	NIST05.L	73123	61
Cyclohexane, 1,1,3-trimethyl-				CAS #: 3073-66-3			
9.037	369040	6.18713186	8.29	90	NIST05.L	11227	61
Nonane, 4,5-dimethyl-				CAS #: 17302-23-7			
13.435	658522	11.0404399	14.8	83	NIST05.L	27253	61
Unknown				CAS #:			
13.944	6123930	102.670719	138	0		0	61

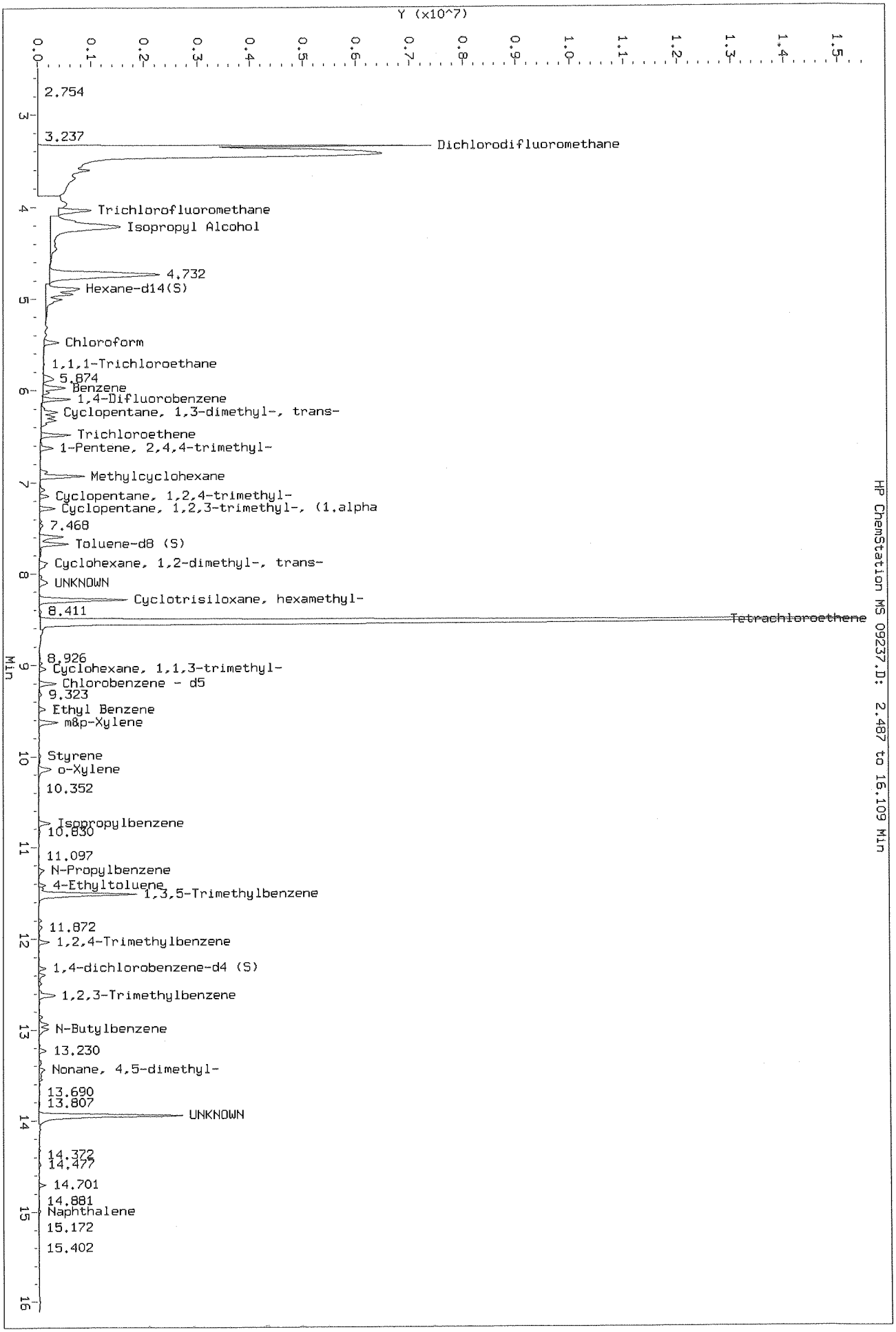
Data File: \\192.168.10.12\chem\10air0.i\040214.b\09237.D
Injection Date: 03-APR-2014 01:36
Instrument: 10air0.i
Client Sample ID:
HP ChemStation MS 09237.D: 2.487 to 16.109 Min
Y (x10^7)
0.0
0.1
0.2
0.3
0.4
0.5
0.6
0.7
0.8
0.9
1.0
1.1
1.2
1.3
1.4
1.5
Min
3
4
5
6
7
8
9
10
11
12
13
14
15
16
2.754
3.237
Dichlorodifluoromethane
Trichlorofluoromethane
Isopropyl Alcohol
4.732
Hexane-d14(S)
Chloroform
1,1,1-Trichloroethane
5.874
Benzene
1,4-Difluorobenzene
Cyclopentane, 1,3-dimethyl-, trans-
Trichloroethene
1-Pentene, 2,4,4-trimethyl-
Methylcyclohexane
Cyclopentane, 1,2,4-trimethyl-
Cyclopentane, 1,2,3-trimethyl-, (1.alpha
7.468
Toluene-d8 (S)
Cyclohexane, 1,2-dimethyl-, trans-
UNKNOWN
Cyclotrisiloxane, hexamethyl-
8.411
Tetrachloroethene
8.926
Cyclohexane, 1,1,3-trimethyl-
Chlorobenzene - d5
9.323
Ethyl Benzene
m&p-Xylene
Styrene
o-Xylene
10.352
Isopropylbenzene
10.830
11.097
N-Propylbenzene
4-Ethyltoluene
1,3,5-Trimethylbenzene
11.872
1,2,4-Trimethylbenzene
1,4-dichlorobenzene-d4 (S)
1,2,3-Trimethylbenzene
N-Butylbenzene
13.230
Nonane, 4,5-dimethyl-
13.690
13.807
UNKNOWN
14.372
14.477
14.701
14.881
Naphthalene
15.172
15.402

Data File: \\192.168.10.12\chem\10air0.i\040214.b\09236.D
Report Date: 03-Apr-2014 14:10

Pace Analytical Services, Inc.

TENTATIVELY IDENTIFIED COMPOUNDS

Client Name:
Lab Smp Id: 10261486003
Operator : JAM
Sample Location:
Sample Matrix: AIR
Analysis Type: VOA
Inj Date: 03-APR-2014 01:09

Client SDG: 040214.b

Sample Date:
Sample Point:
Date Received:
Level: LOW

Number TICs found: 10

CONCENTRATION UNITS:
(ug/L or ug/KG) ppbv

	CAS NUMBER	COMPOUND NAME	RT	EST. CONC.	Q
1.		Unknown	8.082	6.86	J
2.	541-05-9	Cyclotrisiloxane, hexamethy	8.274	65.3	NJ
3.		Unknown	9.744	3.50	J
4.	111-71-7	Heptanal	10.036	4.77	NJ
5.		Unknown	11.258	6.06	J
6.	556-67-2	Cyclotetrasiloxane, octamet	11.512	70.7	NJ
7.	544-76-3	Hexadecane	11.872	9.53	NJ
8.		Unknown	13.231	8.96	J
9.	17302-32-8	Nonane, 3,7-dimethyl-	13.435	14.4	NJ
10.		Unknown	13.944	107	J

Data File: \\192.168.10.12\chem\10air0.i\040214.b\09236.D
Report Date: 03-Apr-2014 14:10

Pace Analytical Services, Inc.

TO15 Analysis (UNIX)

Data file : \\192.168.10.12\chem\10air0.i\040214.b\09236.D
Lab Smp Id: 10261486003
Inj Date : 03-APR-2014 01:09
Operator : JAM Inst ID: 10air0.i
Smp Info :
Misc Info : 19854
Comment : Volatile Organic COMPOUNDS in Air
Method : \\192.168.10.12\chem\10air0.i\040214.b\TO15_092-14.m
Meth Date : 03-Apr-2014 08:34 jmasterman Quant Type: ISTD
Cal Date : 02-APR-2014 13:58 Cal File: 09211.D
Als bottle: 36
Dil Factor: 1.39000
Integrator: HP RTE Compound Sublist: all.sub
Target Version: 4.14
Processing Host: VIRTUALXP-96992

Concentration Formula: Amt * DF * Uf * CpndVariable

Name	Value	Description
DF	1.390	Dilution Factor
Uf	1.000	ng unit correction factor
Cpnd Variable		Local Compound Variable

ISTD	RT	AREA	AMOUNT
* 61 Chlorobenzene - d5	9.186	557899	10.000

		CONCENTRATIONS			QUANT		
RT	AREA	ON-COL(ppbv)	FINAL(ppbv)	QUAL	LIBRARY	LIB ENTRY	CPND #
Unknown				CAS #:			
8.082	275438	4.93705863	6.86	0		0	61
Cyclotrisiloxane, hexamethyl-				CAS #: 541-05-9			
8.274	2620204	46.9655357	65.3	87	NIST05.L	73121	61
Unknown				CAS #:			
9.744	140623	2.52057424	3.50	0		0	61
Heptanal				CAS #: 111-71-7			
10.036	191491	3.43234852	4.77	78	NIST05.L	7231	61
Unknown				CAS #:			
11.258	243034	4.35623298	6.06	0		0	61
Cyclotetrasiloxane, octamethyl-				CAS #: 556-67-2			
11.512	2839173	50.8904162	70.7	78	NIST05.L	122481	61

Data File: \\192.168.10.12\chem\10air0.i\040214.b\09236.D
Report Date: 03-Apr-2014 14:10

		CONCENTRATIONS			QUANT		
RT	AREA	ON-COL(ppbv)	FINAL(ppbv)	QUAL	LIBRARY	LIB ENTRY	CPND #
Hexadecane				CAS #: 544-76-3			
11.872	382402	6.85432466	9.53	86	NIST05.L	76092	61
Unknown				CAS #:			
13.231	359725	6.44784247	8.96	0		0	61
Nonane, 3,7-dimethyl-				CAS #: 17302-32-8			
13.435	577433	10.3501350	14.4	74	NIST05.L	27256	61
Unknown				CAS #:			
13.944	4294088	76.9688622	107	0		0	61

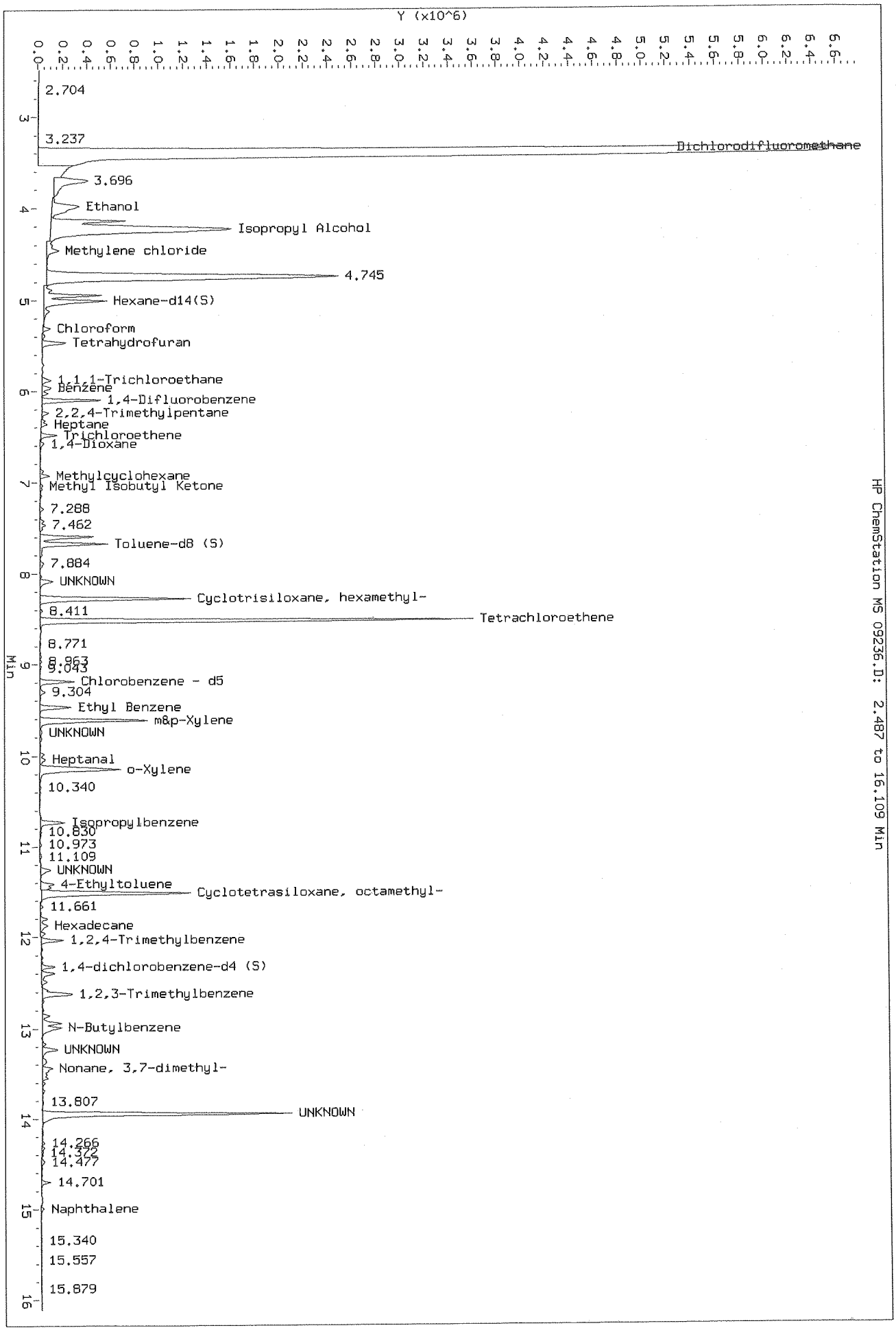
Data File: \\192.168.10.12\chem\10air0.i\040214.b\09236.D
Injection Date: 03-APR-2014 01:09
Instrument: 10air0.i
Client Sample ID:
HP ChemStation MS 09236.D: 2.487 to 16.109 Min
Y (x10^6)
Min
2.704
3.237
Dichlorodifluoromethane
3.696
Ethanol
Isopropyl Alcohol
Methylene chloride
4.745
Hexane-d14(S)
Chloroform
Tetrahydrofuran
1,1,1-Trichloroethane
Benzene
1,4-Difluorobenzene
2,2,4-Trimethylpentane
Heptane
Trichloroethene
1,4-Dioxane
Methylcyclohexane
Methyl Isobutyl Ketone
7.288
7.462
Toluene-d8 (S)
7.884
UNKNOWN
Cyclotrisiloxane, hexamethyl-
8.411
Tetrachloroethene
8.771
8.863
9.043
Chlorobenzene - d5
9.304
Ethyl Benzene
m&p-Xylene
UNKNOWN
Heptanal
o-Xylene
10.340
Isopropylbenzene
10.830
10.973
11.109
UNKNOWN
4-Ethyltoluene
Cyclotetrasiloxane, octamethyl-
11.661
Hexadecane
1,2,4-Trimethylbenzene
1,4-dichlorobenzene-d4 (S)
1,2,3-Trimethylbenzene
N-Butylbenzene
UNKNOWN
Nonane, 3,7-dimethyl-
13.807
UNKNOWN
14.266
14.322
14.477
14.701
Naphthalene
15.340
15.557
15.879

Pace Analytical Services, Inc.
1700 Elm Street - Suite 200
Minneapolis, MN 55414
(612)607-1700

June 11, 2014

Tony Coryell
AECOM
800 LaSalle Avenue
Minneapolis, MN 55402

RE: Project: 60317420 St. Louis Park Inv.
Pace Project No.: 10268774

Dear Tony Coryell:
Enclosed are the analytical results for sample(s) received by the laboratory on May 28, 2014. The results relate only to the samples included in this report. Results reported herein conform to the most current TNI standards and the laboratory's Quality Assurance Manual, where applicable, unless otherwise noted in the body of the report.

If you have any questions concerning this report, please feel free to contact me.

Sincerely,

Jennifer Gross for
Carol Davy
carol.davy@pacelabs.com
Project Manager

Enclosures

This report shall not be reproduced, except in full,
without the written consent of Pace Analytical Services, Inc..

Pace Analytical Services, Inc.
1700 Elm Street - Suite 200
Minneapolis, MN 55414
(612)607-1700

CERTIFICATIONS

Project: 60317420 St. Louis Park Inv.
Pace Project No.: 10268774

Minnesota Certification IDs

1700 Elm Street SE Suite 200, Minneapolis, MN 55414
A2LA Certification #: 2926.01
Alabama Certification #40770
Alabama Certification #40770
Alaska Certification #: UST-078
Alaska Certification #MN00064
Arizona Certification #: AZ-0014
Arkansas Certification #: 88-0680
California Certification #: 01155CA
Colorado Certification #Pace
Connecticut Certification #: PH-0256
EPA Region 8 Certification #: 8TMS-L
Florida/NELAP Certification #: E87605
Guam Certification #: Pace
Georgia Certification #: 959
Idaho Certification #: MN00064
Hawaii Certification #MN00064
Illinois Certification #: 200011
Indiana Certification#C-MN-01
Iowa Certification #: 368
Kansas Certification #: E-10167
Kentucky Dept of Envi. Protection - DW #90062
Kentucky Dept of Envi. Protection - WW #:90062
Louisiana DEQ Certification #: 3086
Louisiana DHH #: LA140001
Maine Certification #: 2013011
Maryland Certification #: 322
Michigan DEPH Certification #: 9909
Minnesota Certification #: 027-053-137
Mississippi Certification #: Pace
Montana Certification #: MT0092
Nebraska Certification #: Pace
New Jersey Certification #: MN-002
New Jersey Certification #: MN-002
New York Certification #: 11647
North Carolina Certification #: 530
North Carolina State Public Health #: 27700
North Dakota Certification #: R-036
Ohio EPA #: 4150
Ohio VAP Certification #: CL101
Oklahoma Certification #: 9507
Oregon Certification #: MN200001
Oregon Certification #: MN300001
Pennsylvania Certification #: 68-00563
Puerto Rico Certification
Saipan (CNMI) #:MP0003
South Carolina #:74003001
Texas Certification #: T104704192
Tennessee Certification #: 02818
Utah Certification #: MN000642013-4
Virginia DGS Certification #: 251
Virginia/VELAP Certification #: Pace
Washington Certification #: C486
Wisconsin Certification #: 999407970
West Virginia Certification #: 382
West Virginia TO-15 Approval
West Virginia DHHR #:9952C

This report shall not be reproduced, except in full,
without the written consent of Pace Analytical Services, Inc..

Pace Analytical Services, Inc.
1700 Elm Street - Suite 200
Minneapolis, MN 55414
(612)607-1700

SAMPLE SUMMARY

Project: 60317420 St. Louis Park Inv.
Pace Project No.: 10268774

Lab ID	Sample ID	Matrix	Date Collected	Date Received
10268774001	**SSV-15**	Air	05/28/14 13:57	05/28/14 14:50
10268774002	**SSV-16**	Air	05/28/14 13:57	05/28/14 14:50

This report shall not be reproduced, except in full,
without the written consent of Pace Analytical Services, Inc..

Pace Analytical Services, Inc.
1700 Elm Street - Suite 200
Minneapolis, MN 55414
(612)607-1700

SAMPLE ANALYTE COUNT

Project: 60317420 St. Louis Park Inv.
Pace Project No.: 10268774

Lab ID	Sample ID	Method	Analysts	Analytes Reported
10268774001	**SSV-15**	TO-15	AH2, JAM	61
10268774002	**SSV-16**	TO-15	AH2, JAM	61

REPORT OF LABORATORY ANALYSIS

This report shall not be reproduced, except in full,
without the written consent of Pace Analytical Services, Inc..

Pace Analytical Services, Inc.
1700 Elm Street - Suite 200
Minneapolis, MN 55414
(612)607-1700

PROJECT NARRATIVE

Project: 60317420 St. Louis Park Inv.
Pace Project No.: 10268774

Method: **TO-15**
Description: TO15 MSV AIR
Client: AECOM
Date: June 11, 2014

General Information:
2 samples were analyzed for TO-15. All samples were received in acceptable condition with any exceptions noted below.

Hold Time:
The samples were analyzed within the method required hold times with any exceptions noted below.

Initial Calibrations (including MS Tune as applicable):
All criteria were within method requirements with any exceptions noted below.

Continuing Calibration:
All criteria were within method requirements with any exceptions noted below.

Internal Standards:
All internal standards were within QC limits with any exceptions noted below.

Surrogates:
All surrogates were within QC limits with any exceptions noted below.

Method Blank:
All analytes were below the report limit in the method blank, where applicable, with any exceptions noted below.

Laboratory Control Spike:
All laboratory control spike compounds were within QC limits with any exceptions noted below.

QC Batch: AIR/20457

L1: Analyte recovery in the laboratory control sample (LCS) was above QC limits. Results may be biased high.
- LCS (Lab ID: 1700052)
  - 1,3-Butadiene

Matrix Spikes:
All percent recoveries and relative percent differences (RPDs) were within acceptance criteria with any exceptions noted below.

Duplicate Sample:
All duplicate sample results were within method acceptance criteria with any exceptions noted below.

Additional Comments:

Sample Comments:

K3: The Total Hydrocarbon (THC) pattern is evenly distributed throughout the chromatogram (before and after toluene).
- SSV-15 (Lab ID: 10268774001)
- SSV-16 (Lab ID: 10268774002)

This report shall not be reproduced, except in full,
without the written consent of Pace Analytical Services, Inc..

Pace Analytical Services, Inc.
1700 Elm Street - Suite 200
Minneapolis, MN 55414
(612)607-1700

PROJECT NARRATIVE

Project: 60317420 St. Louis Park Inv.
Pace Project No.: 10268774

Method: **TO-15**
Description: TO15 MSV AIR
Client: AECOM
Date: June 11, 2014

Analyte Comments:

QC Batch: AIR/20457

A3: The sample was analyzed by serial dilution.

- SSV-15 (Lab ID: 10268774001)
  - 2-Propanol
  - Acetone
  - Tetrachloroethene
  - Toluene
- SSV-16 (Lab ID: 10268774002)
  - 2-Propanol
  - Tetrachloroethene
  - Toluene

E: Analyte concentration exceeded the calibration range. The reported result is estimated.

- DUP (Lab ID: 1702771)
  - Ethanol
  - Acetone
- SSV-15 (Lab ID: 10268774001)
  - Ethanol
- SSV-16 (Lab ID: 10268774002)
  - Acetone

This data package has been reviewed for quality and completeness and is approved for release.

This report shall not be reproduced, except in full,
without the written consent of Pace Analytical Services, Inc..

Pace Analytical Services, Inc.
1700 Elm Street - Suite 200
Minneapolis, MN 55414
(612)607-1700

ANALYTICAL RESULTS

Project: 60317420 St. Louis Park Inv.
Pace Project No.: 10268774

Sample: SSV-15 **Lab ID: 10268774001** Collected: 05/28/14 13:57 Received: 05/28/14 14:50 Matrix: Air

Parameters	Results	Units	Report Limit	MDL	DF	Prepared	Analyzed	CAS No.	Qual
TO15 MSV AIR	Analytical Method: TO-15								
Acetone	**6560**	ug/m3	268	134	111.2		06/08/14 05:10	67-64-1	A3
Benzene	**2.7**	ug/m3	0.45	0.16	1.39		06/07/14 03:20	71-43-2	
Benzyl chloride	ND	ug/m3	1.5	0.73	1.39		06/07/14 03:20	100-44-7	
Bromodichloromethane	ND	ug/m3	1.9	0.25	1.39		06/07/14 03:20	75-27-4	
Bromoform	ND	ug/m3	2.9	0.45	1.39		06/07/14 03:20	75-25-2	
Bromomethane	ND	ug/m3	1.1	0.38	1.39		06/07/14 03:20	74-83-9	
1,3-Butadiene	ND	ug/m3	0.63	0.12	1.39		06/07/14 03:20	106-99-0	
2-Butanone (MEK)	**10.7**	ug/m3	0.83	0.38	1.39		06/07/14 03:20	78-93-3	
Carbon disulfide	**4.9**	ug/m3	0.88	0.10	1.39		06/07/14 03:20	75-15-0	
Carbon tetrachloride	ND	ug/m3	0.89	0.44	1.39		06/07/14 03:20	56-23-5	
Chlorobenzene	ND	ug/m3	1.3	0.15	1.39		06/07/14 03:20	108-90-7	
Chloroethane	ND	ug/m3	0.75	0.22	1.39		06/07/14 03:20	75-00-3	
Chloroform	ND	ug/m3	1.4	0.25	1.39		06/07/14 03:20	67-66-3	
Chloromethane	ND	ug/m3	0.58	0.27	1.39		06/07/14 03:20	74-87-3	
Cyclohexane	**14.2**	ug/m3	0.97	0.18	1.39		06/07/14 03:20	110-82-7	
Dibromochloromethane	ND	ug/m3	2.4	1.2	1.39		06/07/14 03:20	124-48-1	
1,2-Dibromoethane (EDB)	ND	ug/m3	2.2	0.33	1.39		06/07/14 03:20	106-93-4	
1,2-Dichlorobenzene	ND	ug/m3	1.7	0.20	1.39		06/07/14 03:20	95-50-1	
1,3-Dichlorobenzene	ND	ug/m3	1.7	0.32	1.39		06/07/14 03:20	541-73-1	
1,4-Dichlorobenzene	ND	ug/m3	1.7	0.28	1.39		06/07/14 03:20	106-46-7	
Dichlorodifluoromethane	**3.1**	ug/m3	1.4	0.15	1.39		06/07/14 03:20	75-71-8	
1,1-Dichloroethane	ND	ug/m3	1.1	0.19	1.39		06/07/14 03:20	75-34-3	
1,2-Dichloroethane	ND	ug/m3	0.57	0.17	1.39		06/07/14 03:20	107-06-2	
1,1-Dichloroethene	ND	ug/m3	1.1	0.14	1.39		06/07/14 03:20	75-35-4	
cis-1,2-Dichloroethene	ND	ug/m3	1.1	0.27	1.39		06/07/14 03:20	156-59-2	
trans-1,2-Dichloroethene	ND	ug/m3	1.1	0.23	1.39		06/07/14 03:20	156-60-5	
1,2-Dichloropropane	ND	ug/m3	1.3	0.21	1.39		06/07/14 03:20	78-87-5	
cis-1,3-Dichloropropene	ND	ug/m3	1.3	0.19	1.39		06/07/14 03:20	10061-01-5	
trans-1,3-Dichloropropene	ND	ug/m3	1.3	0.21	1.39		06/07/14 03:20	10061-02-6	
Dichlorotetrafluoroethane	ND	ug/m3	2.0	0.35	1.39		06/07/14 03:20	76-14-2	
Ethanol	**36.7**	ug/m3	1.3	0.44	1.39		06/07/14 03:20	64-17-5	E
Ethyl acetate	ND	ug/m3	1.0	0.18	1.39		06/07/14 03:20	141-78-6	
Ethylbenzene	**36.5**	ug/m3	1.2	0.25	1.39		06/07/14 03:20	100-41-4	
4-Ethyltoluene	ND	ug/m3	1.4	0.24	1.39		06/07/14 03:20	622-96-8	
n-Heptane	**8.7**	ug/m3	1.2	0.23	1.39		06/07/14 03:20	142-82-5	
Hexachloro-1,3-butadiene	ND	ug/m3	7.5	0.57	1.39		06/07/14 03:20	87-68-3	
n-Hexane	**99.3**	ug/m3	1.0	0.14	1.39		06/07/14 03:20	110-54-3	
2-Hexanone	**1.9**	ug/m3	1.2	0.30	1.39		06/07/14 03:20	591-78-6	
Methylene Chloride	**18.5**	ug/m3	4.9	0.32	1.39		06/07/14 03:20	75-09-2	
4-Methyl-2-pentanone (MIBK)	**6.2**	ug/m3	1.2	0.24	1.39		06/07/14 03:20	108-10-1	
Methyl-tert-butyl ether	ND	ug/m3	1.0	0.12	1.39		06/07/14 03:20	1634-04-4	
Naphthalene	ND	ug/m3	3.7	0.36	1.39		06/07/14 03:20	91-20-3	
2-Propanol	**4020**	ug/m3	139	10.3	111.2		06/08/14 05:10	67-63-0	A3
Propylene	ND	ug/m3	2.4	0.15	1.39		06/07/14 03:20	115-07-1	
Styrene	ND	ug/m3	1.2	0.19	1.39		06/07/14 03:20	100-42-5	
1,1,2,2-Tetrachloroethane	ND	ug/m3	0.97	0.32	1.39		06/07/14 03:20	79-34-5	

REPORT OF LABORATORY ANALYSIS

This report shall not be reproduced, except in full,
without the written consent of Pace Analytical Services, Inc..

Pace Analytical Services, Inc.
1700 Elm Street - Suite 200
Minneapolis, MN 55414
(612)607-1700

ANALYTICAL RESULTS

Project: 60317420 St. Louis Park Inv.
Pace Project No.: 10268774

Sample: SSV-15 **Lab ID: 10268774001** Collected: 05/28/14 13:57 Received: 05/28/14 14:50 Matrix: Air

Parameters	Results	Units	Report Limit	MDL	DF	Prepared	Analyzed	CAS No.	Qual
TO15 MSV AIR	Analytical Method: TO-15								
Tetrachloroethene	**3090**	ug/m3	76.6	20.9	111.2		06/08/14 05:10	127-18-4	A3
Tetrahydrofuran	ND	ug/m3	0.83	0.19	1.39		06/07/14 03:20	109-99-9	
Toluene	**1400**	ug/m3	85.6	15.0	111.2		06/08/14 05:10	108-88-3	A3
1,2,4-Trichlorobenzene	ND	ug/m3	2.1	0.51	1.39		06/07/14 03:20	120-82-1	
1,1,1-Trichloroethane	**10.5**	ug/m3	1.5	0.19	1.39		06/07/14 03:20	71-55-6	
1,1,2-Trichloroethane	ND	ug/m3	0.76	0.34	1.39		06/07/14 03:20	79-00-5	
Trichloroethene	**32.9**	ug/m3	0.76	0.25	1.39		06/07/14 03:20	79-01-6	
Trichlorofluoromethane	**1.6**	ug/m3	1.6	0.19	1.39		06/07/14 03:20	75-69-4	
1,1,2-Trichlorotrifluoroethane	ND	ug/m3	2.2	0.22	1.39		06/07/14 03:20	76-13-1	
1,2,4-Trimethylbenzene	**3.5**	ug/m3	1.4	0.17	1.39		06/07/14 03:20	95-63-6	
1,3,5-Trimethylbenzene	ND	ug/m3	1.4	0.29	1.39		06/07/14 03:20	108-67-8	
Vinyl acetate	ND	ug/m3	1.0	0.48	1.39		06/07/14 03:20	108-05-4	
Vinyl chloride	ND	ug/m3	0.36	0.13	1.39		06/07/14 03:20	75-01-4	
m&p-Xylene	**114**	ug/m3	2.4	0.19	1.39		06/07/14 03:20	179601-23-1	
o-Xylene	**34.0**	ug/m3	1.2	0.61	1.39		06/07/14 03:20	95-47-6	

REPORT OF LABORATORY ANALYSIS

This report shall not be reproduced, except in full,
without the written consent of Pace Analytical Services, Inc..

Pace Analytical Services, Inc.
1700 Elm Street - Suite 200
Minneapolis, MN 55414
(612)607-1700

ANALYTICAL RESULTS

Project: 60317420 St. Louis Park Inv.
Pace Project No.: 10268774

Sample: SSV-16 **Lab ID: 10268774002** Collected: 05/28/14 13:57 Received: 05/28/14 14:50 Matrix: Air

Parameters	Results	Units	Report Limit	MDL	DF	Prepared	Analyzed	CAS No.	Qual
TO15 MSV AIR	Analytical Method: TO-15								
Acetone	**501**	ug/m3	3.4	1.7	1.39		06/07/14 03:48	67-64-1	E
Benzene	**3.7**	ug/m3	0.45	0.16	1.39		06/07/14 03:48	71-43-2	
Benzyl chloride	ND	ug/m3	1.5	0.73	1.39		06/07/14 03:48	100-44-7	
Bromodichloromethane	ND	ug/m3	1.9	0.25	1.39		06/07/14 03:48	75-27-4	
Bromoform	ND	ug/m3	2.9	0.45	1.39		06/07/14 03:48	75-25-2	
Bromomethane	ND	ug/m3	1.1	0.38	1.39		06/07/14 03:48	74-83-9	
1,3-Butadiene	**0.67**	ug/m3	0.63	0.12	1.39		06/07/14 03:48	106-99-0	L1
2-Butanone (MEK)	**12.1**	ug/m3	0.83	0.38	1.39		06/07/14 03:48	78-93-3	
Carbon disulfide	**2.0**	ug/m3	0.88	0.10	1.39		06/07/14 03:48	75-15-0	
Carbon tetrachloride	ND	ug/m3	0.89	0.44	1.39		06/07/14 03:48	56-23-5	
Chlorobenzene	ND	ug/m3	1.3	0.15	1.39		06/07/14 03:48	108-90-7	
Chloroethane	ND	ug/m3	0.75	0.22	1.39		06/07/14 03:48	75-00-3	
Chloroform	ND	ug/m3	1.4	0.25	1.39		06/07/14 03:48	67-66-3	
Chloromethane	ND	ug/m3	0.58	0.27	1.39		06/07/14 03:48	74-87-3	
Cyclohexane	**14.2**	ug/m3	0.97	0.18	1.39		06/07/14 03:48	110-82-7	
Dibromochloromethane	ND	ug/m3	2.4	1.2	1.39		06/07/14 03:48	124-48-1	
1,2-Dibromoethane (EDB)	ND	ug/m3	2.2	0.33	1.39		06/07/14 03:48	106-93-4	
1,2-Dichlorobenzene	ND	ug/m3	1.7	0.20	1.39		06/07/14 03:48	95-50-1	
1,3-Dichlorobenzene	ND	ug/m3	1.7	0.32	1.39		06/07/14 03:48	541-73-1	
1,4-Dichlorobenzene	ND	ug/m3	1.7	0.28	1.39		06/07/14 03:48	106-46-7	
Dichlorodifluoromethane	**3.0**	ug/m3	1.4	0.15	1.39		06/07/14 03:48	75-71-8	
1,1-Dichloroethane	ND	ug/m3	1.1	0.19	1.39		06/07/14 03:48	75-34-3	
1,2-Dichloroethane	ND	ug/m3	0.57	0.17	1.39		06/07/14 03:48	107-06-2	
1,1-Dichloroethene	ND	ug/m3	1.1	0.14	1.39		06/07/14 03:48	75-35-4	
cis-1,2-Dichloroethene	ND	ug/m3	1.1	0.27	1.39		06/07/14 03:48	156-59-2	
trans-1,2-Dichloroethene	ND	ug/m3	1.1	0.23	1.39		06/07/14 03:48	156-60-5	
1,2-Dichloropropane	ND	ug/m3	1.3	0.21	1.39		06/07/14 03:48	78-87-5	
cis-1,3-Dichloropropene	ND	ug/m3	1.3	0.19	1.39		06/07/14 03:48	10061-01-5	
trans-1,3-Dichloropropene	ND	ug/m3	1.3	0.21	1.39		06/07/14 03:48	10061-02-6	
Dichlorotetrafluoroethane	ND	ug/m3	2.0	0.35	1.39		06/07/14 03:48	76-14-2	
Ethanol	**11.9**	ug/m3	1.3	0.44	1.39		06/07/14 03:48	64-17-5	
Ethyl acetate	ND	ug/m3	1.0	0.18	1.39		06/07/14 03:48	141-78-6	
Ethylbenzene	**1.3**	ug/m3	1.2	0.25	1.39		06/07/14 03:48	100-41-4	
4-Ethyltoluene	ND	ug/m3	1.4	0.24	1.39		06/07/14 03:48	622-96-8	
n-Heptane	**8.9**	ug/m3	1.2	0.23	1.39		06/07/14 03:48	142-82-5	
Hexachloro-1,3-butadiene	ND	ug/m3	7.5	0.57	1.39		06/07/14 03:48	87-68-3	
n-Hexane	**93.9**	ug/m3	1.0	0.14	1.39		06/07/14 03:48	110-54-3	
2-Hexanone	**1.4**	ug/m3	1.2	0.30	1.39		06/07/14 03:48	591-78-6	
Methylene Chloride	**13.1**	ug/m3	4.9	0.32	1.39		06/07/14 03:48	75-09-2	
4-Methyl-2-pentanone (MIBK)	**14.6**	ug/m3	1.2	0.24	1.39		06/07/14 03:48	108-10-1	
Methyl-tert-butyl ether	ND	ug/m3	1.0	0.12	1.39		06/07/14 03:48	1634-04-4	
Naphthalene	ND	ug/m3	3.7	0.36	1.39		06/07/14 03:48	91-20-3	
2-Propanol	**8820**	ug/m3	139	10.3	111.2		06/08/14 04:43	67-63-0	A3
Propylene	ND	ug/m3	2.4	0.15	1.39		06/07/14 03:48	115-07-1	
Styrene	ND	ug/m3	1.2	0.19	1.39		06/07/14 03:48	100-42-5	
1,1,2,2-Tetrachloroethane	ND	ug/m3	0.97	0.32	1.39		06/07/14 03:48	79-34-5	

REPORT OF LABORATORY ANALYSIS

This report shall not be reproduced, except in full,
without the written consent of Pace Analytical Services, Inc..

Pace Analytical Services, Inc.
1700 Elm Street - Suite 200
Minneapolis, MN 55414
(612)607-1700

ANALYTICAL RESULTS

Project: 60317420 St. Louis Park Inv.
Pace Project No.: 10268774

Sample: SSV-16 **Lab ID: 10268774002** Collected: 05/28/14 13:57 Received: 05/28/14 14:50 Matrix: Air

Parameters	Results	Units	Report Limit	MDL	DF	Prepared	Analyzed	CAS No.	Qual
TO15 MSV AIR	Analytical Method: TO-15								
Tetrachloroethene	**2930**	ug/m3	76.6	20.9	111.2		06/08/14 04:43	127-18-4	A3
Tetrahydrofuran	ND	ug/m3	0.83	0.19	1.39		06/07/14 03:48	109-99-9	
Toluene	**931**	ug/m3	85.6	15.0	111.2		06/08/14 04:43	108-88-3	A3
1,2,4-Trichlorobenzene	ND	ug/m3	2.1	0.51	1.39		06/07/14 03:48	120-82-1	
1,1,1-Trichloroethane	**19.4**	ug/m3	1.5	0.19	1.39		06/07/14 03:48	71-55-6	
1,1,2-Trichloroethane	ND	ug/m3	0.76	0.34	1.39		06/07/14 03:48	79-00-5	
Trichloroethene	**103**	ug/m3	0.76	0.25	1.39		06/07/14 03:48	79-01-6	
Trichlorofluoromethane	ND	ug/m3	1.6	0.19	1.39		06/07/14 03:48	75-69-4	
1,1,2-Trichlorotrifluoroethane	ND	ug/m3	2.2	0.22	1.39		06/07/14 03:48	76-13-1	
1,2,4-Trimethylbenzene	**1.9**	ug/m3	1.4	0.17	1.39		06/07/14 03:48	95-63-6	
1,3,5-Trimethylbenzene	ND	ug/m3	1.4	0.29	1.39		06/07/14 03:48	108-67-8	
Vinyl acetate	ND	ug/m3	1.0	0.48	1.39		06/07/14 03:48	108-05-4	
Vinyl chloride	ND	ug/m3	0.36	0.13	1.39		06/07/14 03:48	75-01-4	
m&p-Xylene	**3.5**	ug/m3	2.4	0.19	1.39		06/07/14 03:48	179601-23-1	
o-Xylene	ND	ug/m3	1.2	0.61	1.39		06/07/14 03:48	95-47-6	

REPORT OF LABORATORY ANALYSIS

This report shall not be reproduced, except in full,
without the written consent of Pace Analytical Services, Inc..

Pace Analytical Services, Inc.
1700 Elm Street - Suite 200
Minneapolis, MN 55414
(612)607-1700

QUALITY CONTROL DATA

Project: 60317420 St. Louis Park Inv.
Pace Project No.: 10268774

QC Batch: AIR/20457 Analysis Method: TO-15
QC Batch Method: TO-15 Analysis Description: TO15 MSV AIR Low Level
Associated Lab Samples: 10268774001, 10268774002

METHOD BLANK: 1700051 Matrix: Air
Associated Lab Samples: 10268774001, 10268774002

Parameter	Units	Blank Result	Reporting Limit	Analyzed	Qualifiers
1,1,1-Trichloroethane	ug/m3	ND	1.1	06/06/14 15:48	
1,1,2,2-Tetrachloroethane	ug/m3	ND	0.70	06/06/14 15:48	
1,1,2-Trichloroethane	ug/m3	ND	0.55	06/06/14 15:48	
1,1,2-Trichlorotrifluoroethane	ug/m3	ND	1.6	06/06/14 15:48	
1,1-Dichloroethane	ug/m3	ND	0.82	06/06/14 15:48	
1,1-Dichloroethene	ug/m3	ND	0.81	06/06/14 15:48	
1,2,4-Trichlorobenzene	ug/m3	ND	1.5	06/06/14 15:48	
1,2,4-Trimethylbenzene	ug/m3	ND	1.0	06/06/14 15:48	
1,2-Dibromoethane (EDB)	ug/m3	ND	1.6	06/06/14 15:48	
1,2-Dichlorobenzene	ug/m3	ND	1.2	06/06/14 15:48	
1,2-Dichloroethane	ug/m3	ND	0.41	06/06/14 15:48	
1,2-Dichloropropane	ug/m3	ND	0.94	06/06/14 15:48	
1,3,5-Trimethylbenzene	ug/m3	ND	1.0	06/06/14 15:48	
1,3-Butadiene	ug/m3	ND	0.45	06/06/14 15:48	
1,3-Dichlorobenzene	ug/m3	ND	1.2	06/06/14 15:48	
1,4-Dichlorobenzene	ug/m3	ND	1.2	06/06/14 15:48	
2-Butanone (MEK)	ug/m3	ND	0.60	06/06/14 15:48	
2-Hexanone	ug/m3	ND	0.83	06/06/14 15:48	
2-Propanol	ug/m3	ND	1.2	06/06/14 15:48	
4-Ethyltoluene	ug/m3	ND	1.0	06/06/14 15:48	
4-Methyl-2-pentanone (MIBK)	ug/m3	ND	0.83	06/06/14 15:48	
Acetone	ug/m3	ND	2.4	06/06/14 15:48	
Benzene	ug/m3	ND	0.32	06/06/14 15:48	
Benzyl chloride	ug/m3	ND	1.0	06/06/14 15:48	
Bromodichloromethane	ug/m3	ND	1.4	06/06/14 15:48	
Bromoform	ug/m3	ND	2.1	06/06/14 15:48	
Bromomethane	ug/m3	ND	0.79	06/06/14 15:48	
Carbon disulfide	ug/m3	ND	0.63	06/06/14 15:48	
Carbon tetrachloride	ug/m3	ND	0.64	06/06/14 15:48	
Chlorobenzene	ug/m3	ND	0.94	06/06/14 15:48	
Chloroethane	ug/m3	ND	0.54	06/06/14 15:48	
Chloroform	ug/m3	ND	0.99	06/06/14 15:48	
Chloromethane	ug/m3	ND	0.42	06/06/14 15:48	
cis-1,2-Dichloroethene	ug/m3	ND	0.81	06/06/14 15:48	
cis-1,3-Dichloropropene	ug/m3	ND	0.92	06/06/14 15:48	
Cyclohexane	ug/m3	ND	0.70	06/06/14 15:48	
Dibromochloromethane	ug/m3	ND	1.7	06/06/14 15:48	
Dichlorodifluoromethane	ug/m3	ND	1.0	06/06/14 15:48	
Dichlorotetrafluoroethane	ug/m3	ND	1.4	06/06/14 15:48	
Ethanol	ug/m3	ND	0.96	06/06/14 15:48	
Ethyl acetate	ug/m3	ND	0.73	06/06/14 15:48	

Results presented on this page are in the units indicated by the "Units" column except where an alternate unit is presented to the right of the result.

REPORT OF LABORATORY ANALYSIS

This report shall not be reproduced, except in full,
without the written consent of Pace Analytical Services, Inc..

Pace Analytical Services, Inc.
1700 Elm Street - Suite 200
Minneapolis, MN 55414
(612)607-1700

QUALITY CONTROL DATA

Project: 60317420 St. Louis Park Inv.
Pace Project No.: 10268774

METHOD BLANK: 1700051 Matrix: Air
Associated Lab Samples: 10268774001, 10268774002

Parameter	Units	Blank Result	Reporting Limit	Analyzed	Qualifiers
Ethylbenzene	ug/m3	ND	0.88	06/06/14 15:48	
Hexachloro-1,3-butadiene	ug/m3	ND	5.4	06/06/14 15:48	
m&p-Xylene	ug/m3	ND	1.8	06/06/14 15:48	
Methyl-tert-butyl ether	ug/m3	ND	0.73	06/06/14 15:48	
Methylene Chloride	ug/m3	ND	3.5	06/06/14 15:48	
n-Heptane	ug/m3	ND	0.83	06/06/14 15:48	
n-Hexane	ug/m3	ND	0.72	06/06/14 15:48	
Naphthalene	ug/m3	ND	2.7	06/06/14 15:48	
o-Xylene	ug/m3	ND	0.88	06/06/14 15:48	
Propylene	ug/m3	ND	1.7	06/06/14 15:48	
Styrene	ug/m3	ND	0.87	06/06/14 15:48	
Tetrachloroethene	ug/m3	ND	0.69	06/06/14 15:48	
Tetrahydrofuran	ug/m3	ND	0.60	06/06/14 15:48	
Toluene	ug/m3	ND	0.77	06/06/14 15:48	
trans-1,2-Dichloroethene	ug/m3	ND	0.81	06/06/14 15:48	
trans-1,3-Dichloropropene	ug/m3	ND	0.92	06/06/14 15:48	
Trichloroethene	ug/m3	ND	0.55	06/06/14 15:48	
Trichlorofluoromethane	ug/m3	ND	1.1	06/06/14 15:48	
Vinyl acetate	ug/m3	ND	0.72	06/06/14 15:48	
Vinyl chloride	ug/m3	ND	0.26	06/06/14 15:48	

LABORATORY CONTROL SAMPLE: 1700052

Parameter	Units	Spike Conc.	LCS Result	LCS % Rec	% Rec Limits	Qualifiers
1,1,1-Trichloroethane	ug/m3	55.5	54.2	98	72-128	
1,1,2,2-Tetrachloroethane	ug/m3	69.8	76.5	110	72-136	
1,1,2-Trichloroethane	ug/m3	55.5	59.6	107	72-130	
1,1,2-Trichlorotrifluoroethane	ug/m3	77.9	77.7	100	68-126	
1,1-Dichloroethane	ug/m3	41.2	42.4	103	68-128	
1,1-Dichloroethene	ug/m3	40.3	44.1	109	68-130	
1,2,4-Trichlorobenzene	ug/m3	75.5	73.5	97	30-150	
1,2,4-Trimethylbenzene	ug/m3	50	50.8	102	71-140	
1,2-Dibromoethane (EDB)	ug/m3	78.1	89.4	114	73-136	
1,2-Dichlorobenzene	ug/m3	61.2	56.9	93	63-150	
1,2-Dichloroethane	ug/m3	41.2	41.9	102	71-132	
1,2-Dichloropropane	ug/m3	47	55.0	117	72-130	
1,3,5-Trimethylbenzene	ug/m3	50	49.6	99	73-136	
1,3-Butadiene	ug/m3	22.5	29.4	131	72-130	L1
1,3-Dichlorobenzene	ug/m3	61.2	59.0	96	69-142	
1,4-Dichlorobenzene	ug/m3	61.2	56.7	93	65-142	
2-Butanone (MEK)	ug/m3	30	35.7	119	71-135	
2-Hexanone	ug/m3	41.7	52.8	127	75-133	
2-Propanol	ug/m3	25	28.1	112	68-135	
4-Ethyltoluene	ug/m3	50	50.2	100	73-134	

Results presented on this page are in the units indicated by the "Units" column except where an alternate unit is presented to the right of the result.

REPORT OF LABORATORY ANALYSIS

This report shall not be reproduced, except in full,
without the written consent of Pace Analytical Services, Inc..

Pace Analytical Services, Inc.
1700 Elm Street - Suite 200
Minneapolis, MN 55414
(612)607-1700

QUALITY CONTROL DATA

Project: 60317420 St. Louis Park Inv.
Pace Project No.: 10268774

LABORATORY CONTROL SAMPLE: 1700052

Parameter	Units	Spike Conc.	LCS Result	LCS % Rec	% Rec Limits	Qualifiers
4-Methyl-2-pentanone (MIBK)	ug/m3	41.7	49.3	118	72-137	
Acetone	ug/m3	24.2	25.5	106	68-136	
Benzene	ug/m3	32.5	38.4	118	69-134	
Benzyl chloride	ug/m3	52.5	53.3	102	71-136	
Bromodichloromethane	ug/m3	68.2	70.1	103	74-129	
Bromoform	ug/m3	105	107	102	69-138	
Bromomethane	ug/m3	39.5	45.0	114	68-127	
Carbon disulfide	ug/m3	31.7	33.1	105	68-130	
Carbon tetrachloride	ug/m3	64	64.4	101	66-134	
Chlorobenzene	ug/m3	46.8	49.5	106	72-137	
Chloroethane	ug/m3	26.8	32.8	122	69-128	
Chloroform	ug/m3	49.7	50.9	103	72-127	
Chloromethane	ug/m3	21	23.4	111	69-125	
cis-1,2-Dichloroethene	ug/m3	40.3	46.6	116	71-135	
cis-1,3-Dichloropropene	ug/m3	46.2	54.6	118	74-134	
Cyclohexane	ug/m3	35	43.4	124	72-130	
Dibromochloromethane	ug/m3	86.6	90.4	104	73-133	
Dichlorodifluoromethane	ug/m3	50.3	51.9	103	69-125	
Dichlorotetrafluoroethane	ug/m3	71.1	75.7	106	68-128	
Ethanol	ug/m3	19.2	19.9	104	70-134	
Ethyl acetate	ug/m3	36.6	43.7	119	71-134	
Ethylbenzene	ug/m3	44.2	50.8	115	73-139	
Hexachloro-1,3-butadiene	ug/m3	108	103	95	30-150	
m&p-Xylene	ug/m3	44.2	49.2	111	73-139	
Methyl-tert-butyl ether	ug/m3	36.7	38.1	104	72-132	
Methylene Chloride	ug/m3	35.3	35.9	102	64-134	
n-Heptane	ug/m3	41.7	48.7	117	70-130	
n-Hexane	ug/m3	35.8	40.8	114	69-128	
Naphthalene	ug/m3	53.3	56.4	106	61-150	
o-Xylene	ug/m3	44.2	48.2	109	71-138	
Propylene	ug/m3	17.5	19.8	113	69-133	
Styrene	ug/m3	43.3	49.6	114	74-136	
Tetrachloroethene	ug/m3	69	63.1	91	69-136	
Tetrahydrofuran	ug/m3	30	37.1	124	73-131	
Toluene	ug/m3	38.3	41.8	109	67-133	
trans-1,2-Dichloroethene	ug/m3	40.3	41.8	104	70-131	
trans-1,3-Dichloropropene	ug/m3	46.2	53.6	116	72-135	
Trichloroethene	ug/m3	54.6	56.6	104	70-135	
Trichlorofluoromethane	ug/m3	57.1	53.1	93	67-125	
Vinyl acetate	ug/m3	35.8	39.4	110	72-133	
Vinyl chloride	ug/m3	26	32.2	124	69-132	

Results presented on this page are in the units indicated by the "Units" column except where an alternate unit is presented to the right of the result.

REPORT OF LABORATORY ANALYSIS

This report shall not be reproduced, except in full,
without the written consent of Pace Analytical Services, Inc..

Pace Analytical Services, Inc.
1700 Elm Street - Suite 200
Minneapolis, MN 55414
(612)607-1700

QUALITY CONTROL DATA

Project: 60317420 St. Louis Park Inv.
Pace Project No.: 10268774

SAMPLE DUPLICATE: 1702771

Parameter	Units	10268579006 Result	Dup Result	RPD	Max RPD	Qualifiers
1,1,1-Trichloroethane	ug/m3	ND	ND		25	
1,1,2,2-Tetrachloroethane	ug/m3	ND	ND		25	
1,1,2-Trichloroethane	ug/m3	ND	ND		25	
1,1,2-Trichlorotrifluoroethane	ug/m3	ND	ND		25	
1,1-Dichloroethane	ug/m3	ND	ND		25	
1,1-Dichloroethene	ug/m3	ND	ND		25	
1,2,4-Trichlorobenzene	ug/m3	ND	ND		25	
1,2,4-Trimethylbenzene	ug/m3	ND	ND		25	
1,2-Dibromoethane (EDB)	ug/m3	ND	ND		25	
1,2-Dichlorobenzene	ug/m3	ND	ND		25	
1,2-Dichloroethane	ug/m3	ND	ND		25	
1,2-Dichloropropane	ug/m3	ND	ND		25	
1,3,5-Trimethylbenzene	ug/m3	ND	ND		25	
1,3-Butadiene	ug/m3	ND	ND		25	
1,3-Dichlorobenzene	ug/m3	ND	ND		25	
1,4-Dichlorobenzene	ug/m3	ND	ND		25	
2-Butanone (MEK)	ug/m3	2760	2910	5	25	
2-Hexanone	ug/m3	255	279	9	25	
2-Propanol	ug/m3	2040	2060	.5	25	
4-Ethyltoluene	ug/m3	ND	ND		25	
4-Methyl-2-pentanone (MIBK)	ug/m3	ND	ND		25	
Acetone	ug/m3	7360	7300	.8	25	E
Benzene	ug/m3	ND	ND		25	
Benzyl chloride	ug/m3	ND	ND		25	
Bromodichloromethane	ug/m3	ND	ND		25	
Bromoform	ug/m3	ND	ND		25	
Bromomethane	ug/m3	ND	ND		25	
Carbon disulfide	ug/m3	ND	ND		25	
Carbon tetrachloride	ug/m3	ND	ND		25	
Chlorobenzene	ug/m3	ND	ND		25	
Chloroethane	ug/m3	ND	ND		25	
Chloroform	ug/m3	ND	ND		25	
Chloromethane	ug/m3	ND	ND		25	
cis-1,2-Dichloroethene	ug/m3	ND	ND		25	
cis-1,3-Dichloropropene	ug/m3	ND	ND		25	
Cyclohexane	ug/m3	ND	38.5J		25	
Dibromochloromethane	ug/m3	ND	ND		25	
Dichlorodifluoromethane	ug/m3	ND	ND		25	
Dichlorotetrafluoroethane	ug/m3	ND	ND		25	
Ethanol	ug/m3	1750	1750	.5	25	E
Ethyl acetate	ug/m3	ND	ND		25	
Ethylbenzene	ug/m3	ND	ND		25	
Hexachloro-1,3-butadiene	ug/m3	ND	ND		25	
m&p-Xylene	ug/m3	ND	ND		25	
Methyl-tert-butyl ether	ug/m3	ND	ND		25	
Methylene Chloride	ug/m3	ND	ND		25	
n-Heptane	ug/m3	156	149	5	25	

Results presented on this page are in the units indicated by the "Units" column except where an alternate unit is presented to the right of the result.

REPORT OF LABORATORY ANALYSIS

This report shall not be reproduced, except in full,
without the written consent of Pace Analytical Services, Inc..

Pace Analytical Services, Inc.
1700 Elm Street - Suite 200
Minneapolis, MN 55414
(612)607-1700

QUALITY CONTROL DATA

Project: 60317420 St. Louis Park Inv.
Pace Project No.: 10268774

SAMPLE DUPLICATE: 1702771

Parameter	Units	10268579006 Result	Dup Result	RPD	Max RPD	Qualifiers
n-Hexane	ug/m3	107	105	2	25	
Naphthalene	ug/m3	ND	ND		25	
o-Xylene	ug/m3	ND	ND		25	
Propylene	ug/m3	377	376	.3	25	
Styrene	ug/m3	ND	ND		25	
Tetrachloroethene	ug/m3	ND	ND		25	
Tetrahydrofuran	ug/m3	ND	ND		25	
Toluene	ug/m3	ND	43.8J		25	
trans-1,2-Dichloroethene	ug/m3	ND	ND		25	
trans-1,3-Dichloropropene	ug/m3	ND	ND		25	
Trichloroethene	ug/m3	ND	ND		25	
Trichlorofluoromethane	ug/m3	ND	ND		25	
Vinyl acetate	ug/m3	ND	ND		25	
Vinyl chloride	ug/m3	ND	ND		25	

Results presented on this page are in the units indicated by the "Units" column except where an alternate unit is presented to the right of the result.

REPORT OF LABORATORY ANALYSIS

This report shall not be reproduced, except in full,
without the written consent of Pace Analytical Services, Inc..

Pace Analytical Services, Inc.
1700 Elm Street - Suite 200
Minneapolis, MN 55414
(612)607-1700

QUALIFIERS

Project: 60317420 St. Louis Park Inv.
Pace Project No.: 10268774

DEFINITIONS

DF - Dilution Factor, if reported, represents the factor applied to the reported data due to changes in sample preparation, dilution of the sample aliquot, or moisture content.

ND - Not Detected at or above adjusted reporting limit.

J - Estimated concentration above the adjusted method detection limit and below the adjusted reporting limit.

MDL - Adjusted Method Detection Limit.

PRL - Pace Reporting Limit.

RL - Reporting Limit.

S - Surrogate

1,2-Diphenylhydrazine (8270 listed analyte) decomposes to Azobenzene.

Consistent with EPA guidelines, unrounded data are displayed and have been used to calculate % recovery and RPD values.

LCS(D) - Laboratory Control Sample (Duplicate)

MS(D) - Matrix Spike (Duplicate)

DUP - Sample Duplicate

RPD - Relative Percent Difference

NC - Not Calculable.

SG - Silica Gel - Clean-Up

U - Indicates the compound was analyzed for, but not detected.

N-Nitrosodiphenylamine decomposes and cannot be separated from Diphenylamine using Method 8270. The result reported for each analyte is a combined concentration.

Pace Analytical is TNI accredited. Contact your Pace PM for the current list of accredited analytes.

TNI - The NELAC Institute.

SAMPLE QUALIFIERS

Sample: 10268774001

[1] The Total Hydrocarbon (THC) pattern is evenly distributed throughout the chromatogram (before and after toluene).

Sample: 10268774002

[1] The Total Hydrocarbon (THC) pattern is evenly distributed throughout the chromatogram (before and after toluene).

ANALYTE QUALIFIERS

A3	The sample was analyzed by serial dilution.
E	Analyte concentration exceeded the calibration range. The reported result is estimated.
L1	Analyte recovery in the laboratory control sample (LCS) was above QC limits. Results may be biased high.

This report shall not be reproduced, except in full,
without the written consent of Pace Analytical Services, Inc..

Pace Analytical Services, Inc.
1700 Elm Street - Suite 200
Minneapolis, MN 55414
(612)607-1700

QUALITY CONTROL DATA CROSS REFERENCE TABLE

Project: 60317420 St. Louis Park Inv.
Pace Project No.: 10268774

Lab ID	Sample ID	QC Batch Method	QC Batch	Analytical Method	Analytical Batch
10268774001	**SSV-15**	TO-15	AIR/20457		
10268774002	**SSV-16**	TO-15	AIR/20457		

This report shall not be reproduced, except in full,
without the written consent of Pace Analytical Services, Inc..

10268714

Pace Analytical®
www.pacelabs.com

AIR: CHAIN-OF-CUSTODY / Analytical Request Document

The Chain-of-Custody is a LEGAL DOCUMENT. All relevant fields must be completed accurately.

14998 Page: 1 of 1

Section A Required Client Information:

Company: AECOM
Address: 800 LaSalle Ave Suite 500
Minneapolis, MN 55402
Email To: tony.coryell@aecom.com
Phone: 619-376-5000 Fax:
Requested Due Date/TAT: std

Section B Required Project Information:

Report To: Tony Coryell
Copy To:
Purchase Order No.:
Project Name: St. Louis Park Inn.
Project Number: 60313720

Section C Invoice Information:

Attention: Same
Company Name:
Address:
Pace Quote Reference:
Pace Project Manager/Sales Rep. Carol Doug
Pace Profile #:

Program: UST | Superfund | Emissions | Clean Air Act | Voluntary Clean Up | Dry Clean | RCRA | Other

Location of Sampling by State: MN

Reporting Units: ug/m³ | mg/m³ | PPBV | PPMV | Other

Report Level II. III. IV. Other

'Section D Required Client Information

AIR SAMPLE ID
Sample IDs MUST BE UNIQUE

Valid Media Codes

MEDIA	CODE
Tedlar Bag	TB
1 Liter Summa Can	1LC
6 Liter Summa Can	6LC
Low Volume Puff	LVP
High Volume Puff	HVP
Other	PM10

ITEM #	'Section D Required Client Information / AIR SAMPLE ID	MEDIA CODE	PID Reading (Client only)	COLLECTED: COMPOSITE START END/GRAB DATE	COLLECTED: COMPOSITE START END/GRAB TIME	COLLECTED: COMPOSITE - DATE	COLLECTED: COMPOSITE - TIME	Canister Pressure (Initial Field - psig)	Canister Pressure (Final Field - psig)	Summa Can Number	Flow Control Number	Method: PM10	3C - Fixed Gas (%)	TO-3	TO-3M (Methane)	TO-4 (PCBs)	TO-13 (PAH)	TO-14	TO-15	TO15 Short List*	Pace Lab ID
1	SSV-15	6LC		5-28-14	1307	5-28-14	1357	-29	-1	0690								X			001
2	SSV-16	6LC		"	1308	"	1357	-29	-1	0652								X			002
3																					
4																					
5																					
6																					
7																					
8																					
9																					
10																					
11																					
12																					

Comments :

RELINQUISHED BY / AFFILIATION	DATE	TIME	ACCEPTED BY / AFFILIATION	DATE	TIME
Ben Hlavs / AECOM	5-28-14		EOL Pace	5/29/14	1450

SAMPLE CONDITIONS

	Y/N	Y/N	Y/N
	Y/N	Y/N	Y/N
	Y/N	Y/N	Y/N
Temp in °C	Received on Ice	Custody Sealed Cooler	Samples Intact

SAMPLER NAME AND SIGNATURE

PRINT Name of SAMPLER: Ben Hlavs

SIGNATURE of SAMPLER: [signature] DATE Signed (MM / DD / YY): 5-28-14

ORIGINAL

Pace Analytical	Document Name: Air Sample Condition Upon Receipt	Document Revised: 26Dec2013 Page 1 of 1
	Document No.: F-MN-A-106-rev.09	Issuing Authority: Pace Minnesota Quality Office

Air Sample Condition Upon Receipt

Client Name: Aecom

Project #: WO# : 10268774

10268774

Courier: ☐ Fed Ex ☐ UPS ☐ USPS ☒ Client ☐ Commercial ☐ Pace ☐ Other: _____

Tracking Number: _____

Custody Seal on Cooler/Box Present? ☐ Yes ☒ No **Seals Intact?** ☐ Yes ☒ No

Optional: Proj. Due Date: Proj. Name:

Packing Material: ☐ Bubble Wrap ☐ Bubble Bags ☒ Foam ☐ None ☐ Other: _____ **Temp Blank rec:** ☐ Yes ☒ No

Temp. (TO17 and TO13 samples only) (°C): _____ **Corrected Temp (°C):** _____ **Thermom. Used:** ☐ B88A912167504 ☐ B88A9132521491 ☐ 72337080 ☐ 80512447

Temp should be above freezing to 6°C **Correction Factor:** _____ **Date & Initials of Person Examining Contents:** ~~5/28/14~~ 5/28/14

Type of ice Received ☐ Blue ☐ Wet ☒ None

				Comments:
Chain of Custody Present?	☒ Yes	☐ No	☐ N/A	1.
Chain of Custody Filled Out?	☒ Yes	☐ No	☐ N/A	2.
Chain of Custody Relinquished?	☒ Yes	☐ No	☐ N/A	3.
Sampler Name and/or Signature on COC?	☒ Yes	☐ No	☐ N/A	4.
Samples Arrived within Hold Time?	☒ Yes	☐ No	☐ N/A	5.
Short Hold Time Analysis (<72 hr)?	☐ Yes	☒ No	☐ N/A	6.
Rush Turn Around Time Requested?	☐ Yes	☒ No	☐ N/A	7.
Sufficient Volume?	☒ Yes	☐ No	☐ N/A	8.
Correct Containers Used?	☒ Yes	☐ No	☐ N/A	9.
-Pace Containers Used?	☒ Yes	☐ No	☐ N/A	
Containers Intact?	☒ Yes	☐ No	☐ N/A	10.
Media: 6T cc				11.
Sample Labels Match COC?	☒ Yes	☐ No	☐ N/A	12.

Samples Received:

Canisters		Flow Controllers		Stand Alone G	
Sample Number	Can ID	Sample Number	Can ID	Sample Number	Can ID
SSU-15	0690		0905		
SSU-16	0650		0952		

CLIENT NOTIFICATION/RESOLUTION **Field Data Required?** ☐ Yes ☐ No

Person Contacted: _____ Date/Time: _____

Comments/Resolution: _____

Project Manager Review: CMD **Date:** 5-28-14

Note: Whenever there is a discrepancy affecting North Carolina compliance samples, a copy of this form will be sent to the North Carolina DEHNR Certification Office (i.e out of hold, incorrect preservative, out of temp, incorrect containers)

Data File: \\192.168.10.12\chem\10airD.i\060614.b\15725.d
Report Date: 09-Jun-2014 15:33

Pace Analytical Services, Inc.

TENTATIVELY IDENTIFIED COMPOUNDS

Client Name:
Lab Smp Id: 10268774001
Operator : AH2
Sample Location:
Sample Matrix: AIR
Analysis Type: VOA
Inj Date: 07-JUN-2014 03:20

Client SDG: 060614.b

Sample Date:
Sample Point:
Date Received:
Level: LOW

Number TICs found: 10

CONCENTRATION UNITS:
(ug/L or ug/KG) ppbv

	CAS NUMBER	COMPOUND NAME	RT	EST. CONC.	Q
1.		Unknown	3.003	14.1	J
2.		Unknown	3.377	8.75	J
3.	1066-40-6	Silanol, trimethyl-	4.672	29.0	NJ
4.	541-05-9	Cyclotrisiloxane, hexamethy	9.129	5.48	NJ
5.	556-67-2	Cyclotetrasiloxane, octamet	12.881	0.859	NJ
6.		Unknown	14.215	0.901	J
7.		Unknown	14.606	0.903	J
8.	563-16-6	Hexane, 3,3-dimethyl-	14.979	0.792	NJ
9.	1120-21-4	Undecane	15.274	0.896	NJ
10.		Unknown	15.947	6.68	J

Data File: \\192.168.10.12\chem\10airD.i\060614.b\15725.d
Report Date: 09-Jun-2014 15:33

Pace Analytical Services, Inc.

TO15 Analysis (UNIX)

Data file : \\192.168.10.12\chem\10airD.i\060614.b\15725.d
Lab Smp Id: 10268774001
Inj Date : 07-JUN-2014 03:20
Operator : AH2 Inst ID: 10airD.i
Smp Info :
Misc Info : 20457
Comment : Volatile Organic COMPOUNDS in Air
Method : \\192.168.10.12\chem\10airD.i\060614.b\TO15_156-14.m
Meth Date : 07-Jun-2014 16:15 ahamilton Quant Type: ISTD
Cal Date : 05-JUN-2014 17:17 Cal File: 15610.d
Als bottle: 25
Dil Factor: 1.39000
Integrator: HP RTE Compound Sublist: all.sub
Target Version: 4.14
Processing Host: 10MNSKAUFMANM72

Concentration Formula: Amt * DF * Uf * CpndVariable

Name	Value	Description
DF	1.390	Dilution Factor
Uf	1.000	ng unit correction factor
Cpnd Variable		Local Compound Variable

	COMPOUND	RT	AREA	AMOUNT
3	Dichlorodifluoromethane	3.164	1024823	0.437
16	Isopropyl Alcohol	4.020	16113384	644.783
23	Carbon Disulfide	4.466	48446	1.120
60	Tetrachloroethene	9.319	29386791	184.927
71	4-Ethyltoluene	12.720	260327	0.170
81	1,2,3-Trimethylbenzene	14.117	175281	0.207
85	Naphthalene	17.226	183825	0.434

		CONCENTRATIONS			QUANT		
RT	AREA	ON-COL(ppbv)	FINAL(ppbv)	QUAL	LIBRARY	LIB ENTRY	CPND #
Unknown				CAS #:			
3.003	23800475	10.1452103	14.1	0		0	3
Unknown				CAS #:			
3.377	14764385	6.29347905	8.75	0		0	3

Data File: \\192.168.10.12\chem\10airD.i\060614.b\15725.d
Report Date: 09-Jun-2014 15:33

		CONCENTRATIONS			QUANT		
RT	AREA	ON-COL(ppbv)	FINAL(ppbv)	QUAL	LIBRARY	LIB ENTRY	CPND #
Silanol, trimethyl-				CAS #: 1066-40-6			
4.672	902192	20.8604232	29.0	78	NIST05.L	2201	23
Cyclotrisiloxane, hexamethyl-				CAS #: 541-05-9			
9.129	626941	3.94526168	5.48	91	NIST05.L	73123	60
Cyclotetrasiloxane, octamethyl-				CAS #: 556-67-2			
12.881	946054	0.61774749	0.859	87	NIST05.L	122481	71
Unknown				CAS #:			
14.215	549837	0.64833249	0.901	0		0	81
Unknown				CAS #:			
14.606	551204	0.64994426	0.903	0		0	81
Hexane, 3,3-dimethyl-				CAS #: 563-16-6			
14.979	483008	0.56953236	0.792	72	NIST05.L	7446	81
Undecane				CAS #: 1120-21-4			
15.274	546413	0.64429454	0.896	87	NIST05.L	27237	81
Unknown				CAS #:			
15.947	2036373	4.80937332	6.68	0		0	85

Data File: \\192.168.10.12\chem\10airD.i\060614.b\15725.d
Injection Date: 07-JUN-2014 03:20
Instrument: 10airD.i
Client Sample ID:

HP ChemStation MS 15725.d: 2.190 to 19.318 Min

Data File: \\192.168.10.12\chem\10airD.i\060614.b\15726.d
Report Date: 09-Jun-2014 15:34

Pace Analytical Services, Inc.

TENTATIVELY IDENTIFIED COMPOUNDS

Client Name:
Lab Smp Id: 10268774002
Operator : AH2
Sample Location:
Sample Matrix: AIR
Analysis Type: VOA
Inj Date: 07-JUN-2014 03:48

Client SDG: 060614.b

Sample Date:
Sample Point:
Date Received:
Level: LOW

Number TICs found: 10

CONCENTRATION UNITS:
(ug/L or ug/KG) ppbv

	CAS NUMBER	COMPOUND NAME	RT	EST. CONC.	Q
1.		Unknown	3.358	1.21	J
2.	1066-40-6	Silanol, trimethyl-	4.673	16.1	NJ
3.	541-05-9	Cyclotrisiloxane, hexamethy	9.123	11.4	NJ
4.		Unknown	14.212	4.95	J
5.	62199-06-8	Heptane, 5-ethyl-2,2,3-trim	14.609	3.93	NJ
6.	1120-21-4	Undecane	15.275	4.79	NJ
7.	55471-01-7	Butanamide, 2,2,3,3,4,4,4-h	15.947	2.32	NJ
8.	112-40-3	Dodecane	16.918	1.43	NJ
9.		Unknown	17.134	0.803	J
10.		Unknown	17.728	0.776	J

Data File: \\192.168.10.12\chem\10airD.i\060614.b\15726.d
Report Date: 09-Jun-2014 15:34

Pace Analytical Services, Inc.

TO15 Analysis (UNIX)

Data file : \\192.168.10.12\chem\10airD.i\060614.b\15726.d
Lab Smp Id: 10268774002
Inj Date : 07-JUN-2014 03:48
Operator : AH2 Inst ID: 10airD.i
Smp Info :
Misc Info : 20457
Comment : Volatile Organic COMPOUNDS in Air
Method : \\192.168.10.12\chem\10airD.i\060614.b\TO15_156-14.m
Meth Date : 07-Jun-2014 16:15 ahamilton Quant Type: ISTD
Cal Date : 05-JUN-2014 17:17 Cal File: 15610.d
Als bottle: 26
Dil Factor: 1.39000
Integrator: HP RTE Compound Sublist: all.sub
Target Version: 4.14
Processing Host: 10MNSKAUFMANM72

Concentration Formula: Amt * DF * Uf * CpndVariable

Name	Value	Description
DF	1.390	Dilution Factor
Uf	1.000	ng unit correction factor
Cpnd Variable		Local Compound Variable

COMPOUND	RT	AREA	AMOUNT
3 Dichlorodifluoromethane	3.161	537309	0.435
23 Carbon Disulfide	4.463	26661	0.452
60 Tetrachloroethene	9.319	30836075	176.552
81 1,2,3-Trimethylbenzene	14.114	14001	0.122
85 Naphthalene	17.223	275747	0.418

		CONCENTRATIONS			QUANT		
RT	AREA	ON-COL(ppbv)	FINAL(ppbv)	QUAL	LIBRARY	LIB ENTRY	CPND #
Unknown				CAS #:			
3.358	1076771	0.87089756	1.21	0		0	3
Silanol, trimethyl-				CAS #: 1066-40-6			
4.673	681225	11.5562894	16.1	78	NIST05.L	2201	23
Cyclotrisiloxane, hexamethyl-				CAS #: 541-05-9			
9.123	1436097	8.22239051	11.4	91	NIST05.L	73123	60

Data File: \\192.168.10.12\chem\10airD.i\060614.b\15726.d
Report Date: 09-Jun-2014 15:34

RT	AREA	CONCENTRATIONS ON-COL(ppbv)	CONCENTRATIONS FINAL(ppbv)	QUAL	QUANT LIBRARY	QUANT LIB ENTRY	CPND #
Unknown				CAS #:			
14.212	408734	3.56114730	4.95	0		0	81
Heptane, 5-ethyl-2,2,3-trimethyl-				CAS #:	62199-06-8		
14.609	324189	2.82453238	3.93	74	NIST05.L	36474	81
Undecane				CAS #:	1120-21-4		
15.275	395527	3.44607370	4.79	87	NIST05.L	27237	81
Butanamide, 2,2,3,3,4,4,4-heptafluoro-N-				CAS #:	55471-01-7		
15.947	1101669	1.66868128	2.32	72	NIST05.L	184036	85
Dodecane				CAS #:	112-40-3		
16.918	677934	1.02685679	1.43	80	NIST05.L	36428	85
Unknown				CAS #:			
17.134	381393	0.57769064	0.803	0		0	85
Unknown				CAS #:			
17.728	368783	0.55858936	0.776	0		0	85

Data File: \\192.168.10.12\chem\10airD.i\060614.b\15726.d
Injection Date: 07-JUN-2014 03:48
Instrument: 10airD.i
Client Sample ID:

HP ChemStation MS 15726.d: 2.190 to 19.318 Min

Pace Analytical Services, Inc.
1700 Elm Street - Suite 200
Minneapolis, MN 55414
(612)607-1700

May 08, 2014

Tony Coryell
AECOM
800 LaSalle Avenue
Minneapolis, MN 55402

RE: Project: 60317420 St. Louis Park Inv.
Pace Project No.: 10264443

Dear Tony Coryell:
Enclosed are the analytical results for sample(s) received by the laboratory on April 23, 2014. The results relate only to the samples included in this report. Results reported herein conform to the most current TNI standards and the laboratory's Quality Assurance Manual, where applicable, unless otherwise noted in the body of the report.

If you have any questions concerning this report, please feel free to contact me.

Sincerely,

Carol Davy
carol.davy@pacelabs.com
Project Manager

Enclosures

This report shall not be reproduced, except in full,
without the written consent of Pace Analytical Services, Inc..

Pace Analytical Services, Inc.
1700 Elm Street - Suite 200
Minneapolis, MN 55414
(612)607-1700

CERTIFICATIONS

Project: 60317420 St. Louis Park Inv.
Pace Project No.: 10264443

Minnesota Certification IDs

1700 Elm Street SE Suite 200, Minneapolis, MN 55414
A2LA Certification #: 2926.01
Alabama Certification #40770
Alabama Certification #40770
Alaska Certification #: UST-078
Alaska Certification #MN00064
Arizona Certification #: AZ-0014
Arkansas Certification #: 88-0680
California Certification #: 01155CA
Colorado Certification #Pace
Connecticut Certification #: PH-0256
EPA Region 8 Certification #: 8TMS-L
Florida/NELAP Certification #: E87605
Guam Certification #: Pace
Georgia Certification #: 959
Idaho Certification #: MN00064
Hawaii Certification #MN00064
Illinois Certification #: 200011
Indiana Certification#C-MN-01
Iowa Certification #: 368
Kansas Certification #: E-10167
Kentucky Dept of Envi. Protection - DW #90062
Kentucky Dept of Envi. Protection - WW #:90062
Louisiana DEQ Certification #: 3086
Louisiana DHH #: LA140001
Maine Certification #: 2013011
Maryland Certification #: 322
Michigan DEPH Certification #: 9909
Minnesota Certification #: 027-053-137
Mississippi Certification #: Pace
Montana Certification #: MT0092
Nebraska Certification #: Pace
New York Certification #: 11647
North Carolina Certification #: 530
North Carolina State Public Health #: 27700
North Dakota Certification #: R-036
Ohio EPA #: 4150
Ohio VAP Certification #: CL101
Oklahoma Certification #: 9507
Oregon Certification #: MN200001
Oregon Certification #: MN300001
Pennsylvania Certification #: 68-00563
Puerto Rico Certification
Saipan (CNMI) #:MP0003
South Carolina #:74003001
Texas Certification #: T104704192
Tennessee Certification #: 02818
Utah Certification #: MN000642013-4
Virginia DGS Certification #: 251
Virginia/VELAP Certification #: Pace
Washington Certification #: C486
Wisconsin Certification #: 999407970
West Virginia Certification #: 382
West Virginia TO-15 Approval
West Virginia DHHR #:9952C

This report shall not be reproduced, except in full,
without the written consent of Pace Analytical Services, Inc..

Pace Analytical Services, Inc.
1700 Elm Street - Suite 200
Minneapolis, MN 55414
(612)607-1700

SAMPLE SUMMARY

Project: 60317420 St. Louis Park Inv.
Pace Project No.: 10264443

Lab ID	Sample ID	Matrix	Date Collected	Date Received
10264443001	**Temp VP-1**	Air	04/18/14 13:04	04/23/14 15:28
10264443002	**Temp VP-1A**	Air	04/18/14 13:07	04/23/14 15:28
10264443003	**Temp VP-2**	Air	04/18/14 13:28	04/23/14 15:28

This report shall not be reproduced, except in full,
without the written consent of Pace Analytical Services, Inc..

Pace Analytical Services, Inc.
1700 Elm Street - Suite 200
Minneapolis, MN 55414
(612)607-1700

SAMPLE ANALYTE COUNT

Project: 60317420 St. Louis Park Inv.
Pace Project No.: 10264443

Lab ID	Sample ID	Method	Analysts	Analytes Reported
10264443001	**Temp VP-1**	TO-15	DL1	64
10264443002	**Temp VP-1A**	TO-15	DL1	64
10264443003	**Temp VP-2**	TO-15	DL1	64

REPORT OF LABORATORY ANALYSIS

This report shall not be reproduced, except in full,
without the written consent of Pace Analytical Services, Inc..

Pace Analytical Services, Inc.
1700 Elm Street - Suite 200
Minneapolis, MN 55414
(612)607-1700

PROJECT NARRATIVE

Project: 60317420 St. Louis Park Inv.
Pace Project No.: 10264443

Method: **TO-15**
Description: TO15 MSV AIR
Client: AECOM
Date: May 08, 2014

General Information:
3 samples were analyzed for TO-15. All samples were received in acceptable condition with any exceptions noted below.

Hold Time:
The samples were analyzed within the method required hold times with any exceptions noted below.

Initial Calibrations (including MS Tune as applicable):
All criteria were within method requirements with any exceptions noted below.

Continuing Calibration:
All criteria were within method requirements with any exceptions noted below.

Internal Standards:
All internal standards were within QC limits with any exceptions noted below.

Surrogates:
All surrogates were within QC limits with any exceptions noted below.

Method Blank:
All analytes were below the report limit in the method blank, where applicable, with any exceptions noted below.

Laboratory Control Spike:
All laboratory control spike compounds were within QC limits with any exceptions noted below.

Matrix Spikes:
All percent recoveries and relative percent differences (RPDs) were within acceptance criteria with any exceptions noted below.

Additional Comments:

Sample Comments:

K3: The Total Hydrocarbon (THC) pattern is evenly distributed throughout the chromatogram (before and after toluene).
- Temp VP-1 (Lab ID: 10264443001)
- Temp VP-1A (Lab ID: 10264443002)
- Temp VP-2 (Lab ID: 10264443003)

Analyte Comments:

QC Batch: AIR/20146

A3: The sample was analyzed by serial dilution.
- Temp VP-1 (Lab ID: 10264443001)
  - Tetrachloroethene
- Temp VP-1A (Lab ID: 10264443002)
  - Tetrachloroethene

This data package has been reviewed for quality and completeness and is approved for release.

REPORT OF LABORATORY ANALYSIS

This report shall not be reproduced, except in full,
without the written consent of Pace Analytical Services, Inc..

Pace Analytical Services, Inc.
1700 Elm Street - Suite 200
Minneapolis, MN 55414
(612)607-1700

ANALYTICAL RESULTS

Project: 60317420 St. Louis Park Inv.
Pace Project No.: 10264443

Sample: Temp VP-1 **Lab ID: 10264443001** Collected: 04/18/14 13:04 Received: 04/23/14 15:28 Matrix: Air

Parameters	Results	Units	Report Limit	MDL	DF	Prepared	Analyzed	CAS No.	Qual
TO15 MSV AIR	Analytical Method: TO-15								
Acetone	ND	ug/m3	40.6	2.0	1.68		05/02/14 17:53	67-64-1	
Benzene	**25.5**	ug/m3	0.55	0.20	1.68		05/02/14 17:53	71-43-2	
Benzyl chloride	ND	ug/m3	1.8	0.88	1.68		05/02/14 17:53	100-44-7	
Bromodichloromethane	ND	ug/m3	2.3	0.31	1.68		05/02/14 17:53	75-27-4	
Bromoform	ND	ug/m3	3.5	0.54	1.68		05/02/14 17:53	75-25-2	
Bromomethane	ND	ug/m3	1.3	0.45	1.68		05/02/14 17:53	74-83-9	
1,3-Butadiene	ND	ug/m3	0.76	0.14	1.68		05/02/14 17:53	106-99-0	
2-Butanone (MEK)	**14.7**	ug/m3	1.0	0.46	1.68		05/02/14 17:53	78-93-3	
Carbon disulfide	**12.9**	ug/m3	1.1	0.12	1.68		05/02/14 17:53	75-15-0	
Carbon tetrachloride	ND	ug/m3	1.1	0.54	1.68		05/02/14 17:53	56-23-5	
Chlorobenzene	ND	ug/m3	1.6	0.18	1.68		05/02/14 17:53	108-90-7	
Chloroethane	ND	ug/m3	0.91	0.45	1.68		05/02/14 17:53	75-00-3	
Chloroform	ND	ug/m3	1.7	0.30	1.68		05/02/14 17:53	67-66-3	
Chloromethane	ND	ug/m3	0.71	0.32	1.68		05/02/14 17:53	74-87-3	
Cyclohexane	**19.8**	ug/m3	1.2	0.21	1.68		05/02/14 17:53	110-82-7	
Dibromochloromethane	ND	ug/m3	2.9	1.5	1.68		05/02/14 17:53	124-48-1	
1,2-Dibromoethane (EDB)	ND	ug/m3	2.6	0.39	1.68		05/02/14 17:53	106-93-4	
1,2-Dichlorobenzene	ND	ug/m3	2.0	0.24	1.68		05/02/14 17:53	95-50-1	
1,3-Dichlorobenzene	ND	ug/m3	2.0	0.39	1.68		05/02/14 17:53	541-73-1	
1,4-Dichlorobenzene	ND	ug/m3	2.0	0.33	1.68		05/02/14 17:53	106-46-7	
Dichlorodifluoromethane	**2.6**	ug/m3	1.7	0.18	1.68		05/02/14 17:53	75-71-8	
1,1-Dichloroethane	ND	ug/m3	1.4	0.24	1.68		05/02/14 17:53	75-34-3	
1,2-Dichloroethane	**9.5**	ug/m3	0.69	0.20	1.68		05/02/14 17:53	107-06-2	
1,1-Dichloroethene	**1.5**	ug/m3	1.4	0.17	1.68		05/02/14 17:53	75-35-4	
cis-1,2-Dichloroethene	**18.7**	ug/m3	1.4	0.33	1.68		05/02/14 17:53	156-59-2	
trans-1,2-Dichloroethene	ND	ug/m3	1.4	0.27	1.68		05/02/14 17:53	156-60-5	
1,2-Dichloropropane	ND	ug/m3	1.6	0.26	1.68		05/02/14 17:53	78-87-5	
cis-1,3-Dichloropropene	ND	ug/m3	1.5	0.23	1.68		05/02/14 17:53	10061-01-5	
trans-1,3-Dichloropropene	ND	ug/m3	1.5	0.25	1.68		05/02/14 17:53	10061-02-6	
Dichlorotetrafluoroethane	ND	ug/m3	2.4	0.42	1.68		05/02/14 17:53	76-14-2	
Ethanol	**13.1**	ug/m3	1.6	0.53	1.68		05/02/14 17:53	64-17-5	
Ethyl acetate	ND	ug/m3	1.2	0.21	1.68		05/02/14 17:53	141-78-6	
Ethylbenzene	**20.3**	ug/m3	1.5	0.30	1.68		05/02/14 17:53	100-41-4	
4-Ethyltoluene	**1.7**	ug/m3	1.7	0.29	1.68		05/02/14 17:53	622-96-8	
n-Heptane	**23.7**	ug/m3	1.4	0.27	1.68		05/02/14 17:53	142-82-5	
Hexachloro-1,3-butadiene	ND	ug/m3	9.1	0.69	1.68		05/02/14 17:53	87-68-3	
n-Hexane	**38.3**	ug/m3	1.2	0.17	1.68		05/02/14 17:53	110-54-3	
2-Hexanone	ND	ug/m3	1.4	0.36	1.68		05/02/14 17:53	591-78-6	
Methylene Chloride	**16.3**	ug/m3	5.9	0.39	1.68		05/02/14 17:53	75-09-2	
4-Methyl-2-pentanone (MIBK)	**1.7**	ug/m3	1.4	0.29	1.68		05/02/14 17:53	108-10-1	
Methyl-tert-butyl ether	ND	ug/m3	1.2	0.15	1.68		05/02/14 17:53	1634-04-4	
Naphthalene	ND	ug/m3	4.5	0.43	1.68		05/02/14 17:53	91-20-3	
2-Propanol	ND	ug/m3	2.1	0.16	1.68		05/02/14 17:53	67-63-0	
Propylene	ND	ug/m3	0.59	0.18	1.68		05/02/14 17:53	115-07-1	
Styrene	ND	ug/m3	1.5	0.23	1.68		05/02/14 17:53	100-42-5	
1,1,2,2-Tetrachloroethane	ND	ug/m3	1.2	0.39	1.68		05/02/14 17:53	79-34-5	

REPORT OF LABORATORY ANALYSIS

This report shall not be reproduced, except in full,
without the written consent of Pace Analytical Services, Inc..

Pace Analytical Services, Inc.
1700 Elm Street - Suite 200
Minneapolis, MN 55414
(612)607-1700

ANALYTICAL RESULTS

Project: 60317420 St. Louis Park Inv.
Pace Project No.: 10264443

Sample: Temp VP-1 **Lab ID: 10264443001** Collected: 04/18/14 13:04 Received: 04/23/14 15:28 Matrix: Air

Parameters	Results	Units	Report Limit	MDL	DF	Prepared	Analyzed	CAS No.	Qual
TO15 MSV AIR	Analytical Method: TO-15								
Tetrachloroethene	**94800**	ug/m3	2490	679	3612.67		05/04/14 19:11	127-18-4	A3
Tetrahydrofuran	ND	ug/m3	1.0	0.23	1.68		05/02/14 17:53	109-99-9	
Toluene	**44.9**	ug/m3	1.3	0.23	1.68		05/02/14 17:53	108-88-3	
1,2,4-Trichlorobenzene	ND	ug/m3	4.2	0.61	1.68		05/02/14 17:53	120-82-1	
1,1,1-Trichloroethane	**145**	ug/m3	1.9	0.23	1.68		05/02/14 17:53	71-55-6	
1,1,2-Trichloroethane	ND	ug/m3	0.92	0.41	1.68		05/02/14 17:53	79-00-5	
Trichloroethene	**184**	ug/m3	0.92	0.30	1.68		05/02/14 17:53	79-01-6	
Trichlorofluoromethane	**2.0**	ug/m3	1.9	0.23	1.68		05/02/14 17:53	75-69-4	
1,1,2-Trichlorotrifluoroethane	ND	ug/m3	2.7	0.27	1.68		05/02/14 17:53	76-13-1	
1,2,4-Trimethylbenzene	**3.6**	ug/m3	1.7	0.20	1.68		05/02/14 17:53	95-63-6	
1,3,5-Trimethylbenzene	ND	ug/m3	1.7	0.35	1.68		05/02/14 17:53	108-67-8	
Vinyl acetate	ND	ug/m3	1.2	0.58	1.68		05/02/14 17:53	108-05-4	
Vinyl chloride	ND	ug/m3	0.44	0.16	1.68		05/02/14 17:53	75-01-4	
m&p-Xylene	**9.9**	ug/m3	3.0	0.24	1.68		05/02/14 17:53	179601-23-1	
o-Xylene	**55.1**	ug/m3	1.5	0.74	1.68		05/02/14 17:53	95-47-6	
Surrogates									
Toluene-d8 (S)	114	%.	30-150		1.68		05/02/14 17:53	2037-26-5	
1,4-Dichlorobenzene-d4 (S)	129	%.	58-130		1.68		05/02/14 17:53	3855-82-1	
Hexane-d14 (S)	118	%.	30-150		1.68		05/02/14 17:53	21666-38-6	

REPORT OF LABORATORY ANALYSIS

This report shall not be reproduced, except in full,
without the written consent of Pace Analytical Services, Inc..

Pace Analytical Services, Inc.
1700 Elm Street - Suite 200
Minneapolis, MN 55414
(612)607-1700

ANALYTICAL RESULTS

Project: 60317420 St. Louis Park Inv.
Pace Project No.: 10264443

Sample: Temp VP-1A **Lab ID: 10264443002** Collected: 04/18/14 13:07 Received: 04/23/14 15:28 Matrix: Air

Parameters	Results	Units	Report Limit	MDL	DF	Prepared	Analyzed	CAS No.	Qual
TO15 MSV AIR	Analytical Method: TO-15								
Acetone	ND	ug/m3	40.6	2.0	1.68		05/02/14 18:15	67-64-1	
Benzene	**11.4**	ug/m3	0.55	0.20	1.68		05/02/14 18:15	71-43-2	
Benzyl chloride	ND	ug/m3	1.8	0.88	1.68		05/02/14 18:15	100-44-7	
Bromodichloromethane	ND	ug/m3	2.3	0.31	1.68		05/02/14 18:15	75-27-4	
Bromoform	ND	ug/m3	3.5	0.54	1.68		05/02/14 18:15	75-25-2	
Bromomethane	ND	ug/m3	1.3	0.45	1.68		05/02/14 18:15	74-83-9	
1,3-Butadiene	ND	ug/m3	0.76	0.14	1.68		05/02/14 18:15	106-99-0	
2-Butanone (MEK)	**8.2**	ug/m3	1.0	0.46	1.68		05/02/14 18:15	78-93-3	
Carbon disulfide	**6.3**	ug/m3	1.1	0.12	1.68		05/02/14 18:15	75-15-0	
Carbon tetrachloride	ND	ug/m3	1.1	0.54	1.68		05/02/14 18:15	56-23-5	
Chlorobenzene	ND	ug/m3	1.6	0.18	1.68		05/02/14 18:15	108-90-7	
Chloroethane	ND	ug/m3	0.91	0.45	1.68		05/02/14 18:15	75-00-3	
Chloroform	ND	ug/m3	1.7	0.30	1.68		05/02/14 18:15	67-66-3	
Chloromethane	ND	ug/m3	0.71	0.32	1.68		05/02/14 18:15	74-87-3	
Cyclohexane	**10.4**	ug/m3	1.2	0.21	1.68		05/02/14 18:15	110-82-7	
Dibromochloromethane	ND	ug/m3	2.9	1.5	1.68		05/02/14 18:15	124-48-1	
1,2-Dibromoethane (EDB)	ND	ug/m3	2.6	0.39	1.68		05/02/14 18:15	106-93-4	
1,2-Dichlorobenzene	ND	ug/m3	2.0	0.24	1.68		05/02/14 18:15	95-50-1	
1,3-Dichlorobenzene	ND	ug/m3	2.0	0.39	1.68		05/02/14 18:15	541-73-1	
1,4-Dichlorobenzene	ND	ug/m3	2.0	0.33	1.68		05/02/14 18:15	106-46-7	
Dichlorodifluoromethane	**2.0**	ug/m3	1.7	0.18	1.68		05/02/14 18:15	75-71-8	
1,1-Dichloroethane	ND	ug/m3	1.4	0.24	1.68		05/02/14 18:15	75-34-3	
1,2-Dichloroethane	**8.5**	ug/m3	0.69	0.20	1.68		05/02/14 18:15	107-06-2	
1,1-Dichloroethene	ND	ug/m3	1.4	0.17	1.68		05/02/14 18:15	75-35-4	
cis-1,2-Dichloroethene	**14.2**	ug/m3	1.4	0.33	1.68		05/02/14 18:15	156-59-2	
trans-1,2-Dichloroethene	ND	ug/m3	1.4	0.27	1.68		05/02/14 18:15	156-60-5	
1,2-Dichloropropane	ND	ug/m3	1.6	0.26	1.68		05/02/14 18:15	78-87-5	
cis-1,3-Dichloropropene	ND	ug/m3	1.5	0.23	1.68		05/02/14 18:15	10061-01-5	
trans-1,3-Dichloropropene	ND	ug/m3	1.5	0.25	1.68		05/02/14 18:15	10061-02-6	
Dichlorotetrafluoroethane	ND	ug/m3	2.4	0.42	1.68		05/02/14 18:15	76-14-2	
Ethanol	ND	ug/m3	1.6	0.53	1.68		05/02/14 18:15	64-17-5	
Ethyl acetate	ND	ug/m3	1.2	0.21	1.68		05/02/14 18:15	141-78-6	
Ethylbenzene	**17.9**	ug/m3	1.5	0.30	1.68		05/02/14 18:15	100-41-4	
4-Ethyltoluene	ND	ug/m3	1.7	0.29	1.68		05/02/14 18:15	622-96-8	
n-Heptane	**11.7**	ug/m3	1.4	0.27	1.68		05/02/14 18:15	142-82-5	
Hexachloro-1,3-butadiene	ND	ug/m3	9.1	0.69	1.68		05/02/14 18:15	87-68-3	
n-Hexane	**18.1**	ug/m3	1.2	0.17	1.68		05/02/14 18:15	110-54-3	
2-Hexanone	ND	ug/m3	1.4	0.36	1.68		05/02/14 18:15	591-78-6	
Methylene Chloride	ND	ug/m3	5.9	0.39	1.68		05/02/14 18:15	75-09-2	
4-Methyl-2-pentanone (MIBK)	ND	ug/m3	1.4	0.29	1.68		05/02/14 18:15	108-10-1	
Methyl-tert-butyl ether	ND	ug/m3	1.2	0.15	1.68		05/02/14 18:15	1634-04-4	
Naphthalene	ND	ug/m3	4.5	0.43	1.68		05/02/14 18:15	91-20-3	
2-Propanol	**10.8**	ug/m3	2.1	0.16	1.68		05/02/14 18:15	67-63-0	
Propylene	**84.2**	ug/m3	0.59	0.18	1.68		05/02/14 18:15	115-07-1	
Styrene	ND	ug/m3	1.5	0.23	1.68		05/02/14 18:15	100-42-5	
1,1,2,2-Tetrachloroethane	ND	ug/m3	1.2	0.39	1.68		05/02/14 18:15	79-34-5	

REPORT OF LABORATORY ANALYSIS

This report shall not be reproduced, except in full,
without the written consent of Pace Analytical Services, Inc..

Pace Analytical Services, Inc.
1700 Elm Street - Suite 200
Minneapolis, MN 55414
(612)607-1700

ANALYTICAL RESULTS

Project: 60317420 St. Louis Park Inv.
Pace Project No.: 10264443

Sample: Temp VP-1A **Lab ID: 10264443002** Collected: 04/18/14 13:07 Received: 04/23/14 15:28 Matrix: Air

Parameters	Results	Units	Report Limit	MDL	DF	Prepared	Analyzed	CAS No.	Qual
TO15 MSV AIR	Analytical Method: TO-15								
Tetrachloroethene	**145000**	ug/m3	2490	679	3612.67		05/04/14 19:32	127-18-4	A3
Tetrahydrofuran	ND	ug/m3	1.0	0.23	1.68		05/02/14 18:15	109-99-9	
Toluene	**26.8**	ug/m3	1.3	0.23	1.68		05/02/14 18:15	108-88-3	
1,2,4-Trichlorobenzene	ND	ug/m3	4.2	0.61	1.68		05/02/14 18:15	120-82-1	
1,1,1-Trichloroethane	**133**	ug/m3	1.9	0.23	1.68		05/02/14 18:15	71-55-6	
1,1,2-Trichloroethane	ND	ug/m3	0.92	0.41	1.68		05/02/14 18:15	79-00-5	
Trichloroethene	**170**	ug/m3	0.92	0.30	1.68		05/02/14 18:15	79-01-6	
Trichlorofluoromethane	ND	ug/m3	1.9	0.23	1.68		05/02/14 18:15	75-69-4	
1,1,2-Trichlorotrifluoroethane	ND	ug/m3	2.7	0.27	1.68		05/02/14 18:15	76-13-1	
1,2,4-Trimethylbenzene	**2.9**	ug/m3	1.7	0.20	1.68		05/02/14 18:15	95-63-6	
1,3,5-Trimethylbenzene	ND	ug/m3	1.7	0.35	1.68		05/02/14 18:15	108-67-8	
Vinyl acetate	ND	ug/m3	1.2	0.58	1.68		05/02/14 18:15	108-05-4	
Vinyl chloride	ND	ug/m3	0.44	0.16	1.68		05/02/14 18:15	75-01-4	
m&p-Xylene	**9.0**	ug/m3	3.0	0.24	1.68		05/02/14 18:15	179601-23-1	
o-Xylene	**74.5**	ug/m3	1.5	0.74	1.68		05/02/14 18:15	95-47-6	
Surrogates									
Toluene-d8 (S)	100	%.	30-150		1.68		05/02/14 18:15	2037-26-5	
1,4-Dichlorobenzene-d4 (S)	118	%.	58-130		1.68		05/02/14 18:15	3855-82-1	
Hexane-d14 (S)	98	%.	30-150		1.68		05/02/14 18:15	21666-38-6	

REPORT OF LABORATORY ANALYSIS

This report shall not be reproduced, except in full,
without the written consent of Pace Analytical Services, Inc..

Pace Analytical Services, Inc.
1700 Elm Street - Suite 200
Minneapolis, MN 55414
(612)607-1700

ANALYTICAL RESULTS

Project: 60317420 St. Louis Park Inv.
Pace Project No.: 10264443

Sample: Temp VP-2 **Lab ID: 10264443003** Collected: 04/18/14 13:28 Received: 04/23/14 15:28 Matrix: Air

Parameters	Results	Units	Report Limit	MDL	DF	Prepared	Analyzed	CAS No.	Qual
TO15 MSV AIR	Analytical Method: TO-15								
Acetone	ND	ug/m3	42.0	2.1	1.74		05/02/14 18:37	67-64-1	
Benzene	**3.5**	ug/m3	0.57	0.21	1.74		05/02/14 18:37	71-43-2	
Benzyl chloride	ND	ug/m3	1.8	0.92	1.74		05/02/14 18:37	100-44-7	
Bromodichloromethane	ND	ug/m3	2.4	0.32	1.74		05/02/14 18:37	75-27-4	
Bromoform	ND	ug/m3	3.7	0.56	1.74		05/02/14 18:37	75-25-2	
Bromomethane	ND	ug/m3	1.4	0.47	1.74		05/02/14 18:37	74-83-9	
1,3-Butadiene	ND	ug/m3	0.78	0.15	1.74		05/02/14 18:37	106-99-0	
2-Butanone (MEK)	**4.3**	ug/m3	1.0	0.48	1.74		05/02/14 18:37	78-93-3	
Carbon disulfide	**6.9**	ug/m3	1.1	0.13	1.74		05/02/14 18:37	75-15-0	
Carbon tetrachloride	ND	ug/m3	1.1	0.56	1.74		05/02/14 18:37	56-23-5	
Chlorobenzene	ND	ug/m3	1.6	0.18	1.74		05/02/14 18:37	108-90-7	
Chloroethane	ND	ug/m3	0.94	0.47	1.74		05/02/14 18:37	75-00-3	
Chloroform	ND	ug/m3	1.7	0.31	1.74		05/02/14 18:37	67-66-3	
Chloromethane	ND	ug/m3	0.73	0.33	1.74		05/02/14 18:37	74-87-3	
Cyclohexane	**5.0**	ug/m3	1.2	0.22	1.74		05/02/14 18:37	110-82-7	
Dibromochloromethane	ND	ug/m3	3.0	1.5	1.74		05/02/14 18:37	124-48-1	
1,2-Dibromoethane (EDB)	ND	ug/m3	2.7	0.41	1.74		05/02/14 18:37	106-93-4	
1,2-Dichlorobenzene	ND	ug/m3	2.1	0.25	1.74		05/02/14 18:37	95-50-1	
1,3-Dichlorobenzene	ND	ug/m3	2.1	0.40	1.74		05/02/14 18:37	541-73-1	
1,4-Dichlorobenzene	ND	ug/m3	2.1	0.34	1.74		05/02/14 18:37	106-46-7	
Dichlorodifluoromethane	**2.0**	ug/m3	1.8	0.19	1.74		05/02/14 18:37	75-71-8	
1,1-Dichloroethane	ND	ug/m3	1.4	0.24	1.74		05/02/14 18:37	75-34-3	
1,2-Dichloroethane	ND	ug/m3	0.71	0.21	1.74		05/02/14 18:37	107-06-2	
1,1-Dichloroethene	ND	ug/m3	1.4	0.18	1.74		05/02/14 18:37	75-35-4	
cis-1,2-Dichloroethene	**2.1**	ug/m3	1.4	0.34	1.74		05/02/14 18:37	156-59-2	
trans-1,2-Dichloroethene	ND	ug/m3	1.4	0.28	1.74		05/02/14 18:37	156-60-5	
1,2-Dichloropropane	ND	ug/m3	1.6	0.26	1.74		05/02/14 18:37	78-87-5	
cis-1,3-Dichloropropene	ND	ug/m3	1.6	0.24	1.74		05/02/14 18:37	10061-01-5	
trans-1,3-Dichloropropene	ND	ug/m3	1.6	0.26	1.74		05/02/14 18:37	10061-02-6	
Dichlorotetrafluoroethane	ND	ug/m3	2.5	0.43	1.74		05/02/14 18:37	76-14-2	
Ethanol	**8.4**	ug/m3	1.7	0.55	1.74		05/02/14 18:37	64-17-5	
Ethyl acetate	ND	ug/m3	1.3	0.22	1.74		05/02/14 18:37	141-78-6	
Ethylbenzene	**2.7**	ug/m3	1.5	0.31	1.74		05/02/14 18:37	100-41-4	
4-Ethyltoluene	ND	ug/m3	1.7	0.30	1.74		05/02/14 18:37	622-96-8	
n-Heptane	**3.1**	ug/m3	1.4	0.28	1.74		05/02/14 18:37	142-82-5	
Hexachloro-1,3-butadiene	ND	ug/m3	9.4	0.72	1.74		05/02/14 18:37	87-68-3	
n-Hexane	**10.5**	ug/m3	1.3	0.18	1.74		05/02/14 18:37	110-54-3	
2-Hexanone	ND	ug/m3	1.4	0.37	1.74		05/02/14 18:37	591-78-6	
Methylene Chloride	**6.2**	ug/m3	6.1	0.40	1.74		05/02/14 18:37	75-09-2	
4-Methyl-2-pentanone (MIBK)	ND	ug/m3	1.4	0.30	1.74		05/02/14 18:37	108-10-1	
Methyl-tert-butyl ether	ND	ug/m3	1.3	0.15	1.74		05/02/14 18:37	1634-04-4	
Naphthalene	ND	ug/m3	4.6	0.45	1.74		05/02/14 18:37	91-20-3	
2-Propanol	**59.6**	ug/m3	2.2	0.16	1.74		05/02/14 18:37	67-63-0	
Propylene	**38.7**	ug/m3	0.61	0.19	1.74		05/02/14 18:37	115-07-1	
Styrene	ND	ug/m3	1.5	0.23	1.74		05/02/14 18:37	100-42-5	
1,1,2,2-Tetrachloroethane	ND	ug/m3	1.2	0.41	1.74		05/02/14 18:37	79-34-5	

REPORT OF LABORATORY ANALYSIS

This report shall not be reproduced, except in full,
without the written consent of Pace Analytical Services, Inc..

Pace Analytical Services, Inc.
1700 Elm Street - Suite 200
Minneapolis, MN 55414
(612)607-1700

ANALYTICAL RESULTS

Project: 60317420 St. Louis Park Inv.
Pace Project No.: 10264443

Sample: Temp VP-2 **Lab ID: 10264443003** Collected: 04/18/14 13:28 Received: 04/23/14 15:28 Matrix: Air

Parameters	Results	Units	Report Limit	MDL	DF	Prepared	Analyzed	CAS No.	Qual
TO15 MSV AIR	Analytical Method: TO-15								
Tetrachloroethene	**1360**	ug/m3	35.5	9.7	51.5		05/03/14 13:20	127-18-4	
Tetrahydrofuran	ND	ug/m3	1.0	0.24	1.74		05/02/14 18:37	109-99-9	
Toluene	**49.3**	ug/m3	1.3	0.23	1.74		05/02/14 18:37	108-88-3	
1,2,4-Trichlorobenzene	ND	ug/m3	4.3	0.63	1.74		05/02/14 18:37	120-82-1	
1,1,1-Trichloroethane	ND	ug/m3	1.9	0.24	1.74		05/02/14 18:37	71-55-6	
1,1,2-Trichloroethane	ND	ug/m3	0.96	0.42	1.74		05/02/14 18:37	79-00-5	
Trichloroethene	**6.4**	ug/m3	0.96	0.31	1.74		05/02/14 18:37	79-01-6	
Trichlorofluoromethane	ND	ug/m3	2.0	0.24	1.74		05/02/14 18:37	75-69-4	
1,1,2-Trichlorotrifluoroethane	ND	ug/m3	2.8	0.28	1.74		05/02/14 18:37	76-13-1	
1,2,4-Trimethylbenzene	ND	ug/m3	1.7	0.21	1.74		05/02/14 18:37	95-63-6	
1,3,5-Trimethylbenzene	ND	ug/m3	1.7	0.36	1.74		05/02/14 18:37	108-67-8	
Vinyl acetate	ND	ug/m3	1.2	0.61	1.74		05/02/14 18:37	108-05-4	
Vinyl chloride	ND	ug/m3	0.45	0.16	1.74		05/02/14 18:37	75-01-4	
m&p-Xylene	**4.7**	ug/m3	3.1	0.24	1.74		05/02/14 18:37	179601-23-1	
o-Xylene	**1.7**	ug/m3	1.5	0.77	1.74		05/02/14 18:37	95-47-6	
Surrogates									
Toluene-d8 (S)	100	%.	30-150		1.74		05/02/14 18:37	2037-26-5	
1,4-Dichlorobenzene-d4 (S)	96	%.	58-130		1.74		05/02/14 18:37	3855-82-1	
Hexane-d14 (S)	99	%.	30-150		1.74		05/02/14 18:37	21666-38-6	

REPORT OF LABORATORY ANALYSIS

This report shall not be reproduced, except in full,
without the written consent of Pace Analytical Services, Inc..

Pace Analytical Services, Inc.
1700 Elm Street - Suite 200
Minneapolis, MN 55414
(612)607-1700

QUALITY CONTROL DATA

Project: 60317420 St. Louis Park Inv.
Pace Project No.: 10264443

QC Batch: AIR/20146 Analysis Method: TO-15
QC Batch Method: TO-15 Analysis Description: TO15 MSV AIR Low Level
Associated Lab Samples: 10264443001, 10264443002, 10264443003

METHOD BLANK: 1671059 Matrix: Air
Associated Lab Samples: 10264443001, 10264443002, 10264443003

Parameter	Units	Blank Result	Reporting Limit	Analyzed	Qualifiers
1,1,1-Trichloroethane	ug/m3	ND	1.1	05/02/14 14:29	
1,1,2,2-Tetrachloroethane	ug/m3	ND	0.70	05/02/14 14:29	
1,1,2-Trichloroethane	ug/m3	ND	0.55	05/02/14 14:29	
1,1,2-Trichlorotrifluoroethane	ug/m3	ND	1.6	05/02/14 14:29	
1,1-Dichloroethane	ug/m3	ND	0.82	05/02/14 14:29	
1,1-Dichloroethene	ug/m3	ND	0.81	05/02/14 14:29	
1,2,4-Trichlorobenzene	ug/m3	ND	2.5	05/02/14 14:29	
1,2,4-Trimethylbenzene	ug/m3	ND	1.0	05/02/14 14:29	
1,2-Dibromoethane (EDB)	ug/m3	ND	1.6	05/02/14 14:29	
1,2-Dichlorobenzene	ug/m3	ND	1.2	05/02/14 14:29	
1,2-Dichloroethane	ug/m3	ND	0.41	05/02/14 14:29	
1,2-Dichloropropane	ug/m3	ND	0.94	05/02/14 14:29	
1,3,5-Trimethylbenzene	ug/m3	ND	1.0	05/02/14 14:29	
1,3-Butadiene	ug/m3	ND	0.45	05/02/14 14:29	
1,3-Dichlorobenzene	ug/m3	ND	1.2	05/02/14 14:29	
1,4-Dichlorobenzene	ug/m3	ND	1.2	05/02/14 14:29	
2-Butanone (MEK)	ug/m3	ND	0.60	05/02/14 14:29	
2-Hexanone	ug/m3	ND	0.83	05/02/14 14:29	
2-Propanol	ug/m3	ND	1.2	05/02/14 14:29	
4-Ethyltoluene	ug/m3	ND	1.0	05/02/14 14:29	
4-Methyl-2-pentanone (MIBK)	ug/m3	ND	0.83	05/02/14 14:29	
Acetone	ug/m3	ND	24.1	05/02/14 14:29	
Benzene	ug/m3	ND	0.32	05/02/14 14:29	
Benzyl chloride	ug/m3	ND	1.0	05/02/14 14:29	
Bromodichloromethane	ug/m3	ND	1.4	05/02/14 14:29	
Bromoform	ug/m3	ND	2.1	05/02/14 14:29	
Bromomethane	ug/m3	ND	0.79	05/02/14 14:29	
Carbon disulfide	ug/m3	ND	0.63	05/02/14 14:29	
Carbon tetrachloride	ug/m3	ND	0.64	05/02/14 14:29	
Chlorobenzene	ug/m3	ND	0.94	05/02/14 14:29	
Chloroethane	ug/m3	ND	0.54	05/02/14 14:29	
Chloroform	ug/m3	ND	0.99	05/02/14 14:29	
Chloromethane	ug/m3	ND	0.42	05/02/14 14:29	
cis-1,2-Dichloroethene	ug/m3	ND	0.81	05/02/14 14:29	
cis-1,3-Dichloropropene	ug/m3	ND	0.92	05/02/14 14:29	
Cyclohexane	ug/m3	ND	0.70	05/02/14 14:29	
Dibromochloromethane	ug/m3	ND	1.7	05/02/14 14:29	
Dichlorodifluoromethane	ug/m3	ND	1.0	05/02/14 14:29	
Dichlorotetrafluoroethane	ug/m3	ND	1.4	05/02/14 14:29	
Ethanol	ug/m3	ND	0.96	05/02/14 14:29	
Ethyl acetate	ug/m3	ND	0.73	05/02/14 14:29	
Ethylbenzene	ug/m3	ND	0.88	05/02/14 14:29	
Hexachloro-1,3-butadiene	ug/m3	ND	5.4	05/02/14 14:29	

REPORT OF LABORATORY ANALYSIS

This report shall not be reproduced, except in full,
without the written consent of Pace Analytical Services, Inc..

Pace Analytical Services, Inc.
1700 Elm Street - Suite 200
Minneapolis, MN 55414
(612)607-1700

QUALITY CONTROL DATA

Project: 60317420 St. Louis Park Inv.
Pace Project No.: 10264443

METHOD BLANK: 1671059 Matrix: Air
Associated Lab Samples: 10264443001, 10264443002, 10264443003

Parameter	Units	Blank Result	Reporting Limit	Analyzed	Qualifiers
m&p-Xylene	ug/m3	ND	1.8	05/02/14 14:29	
Methyl-tert-butyl ether	ug/m3	ND	0.73	05/02/14 14:29	
Methylene Chloride	ug/m3	ND	3.5	05/02/14 14:29	
n-Heptane	ug/m3	ND	0.83	05/02/14 14:29	
n-Hexane	ug/m3	ND	0.72	05/02/14 14:29	
Naphthalene	ug/m3	ND	2.7	05/02/14 14:29	
o-Xylene	ug/m3	ND	0.88	05/02/14 14:29	
Propylene	ug/m3	ND	0.35	05/02/14 14:29	
Styrene	ug/m3	ND	0.87	05/02/14 14:29	
Tetrachloroethene	ug/m3	ND	0.69	05/02/14 14:29	
Tetrahydrofuran	ug/m3	ND	0.60	05/02/14 14:29	
Toluene	ug/m3	ND	0.77	05/02/14 14:29	
trans-1,2-Dichloroethene	ug/m3	ND	0.81	05/02/14 14:29	
trans-1,3-Dichloropropene	ug/m3	ND	0.92	05/02/14 14:29	
Trichloroethene	ug/m3	ND	0.55	05/02/14 14:29	
Trichlorofluoromethane	ug/m3	ND	1.1	05/02/14 14:29	
Vinyl acetate	ug/m3	ND	0.72	05/02/14 14:29	
Vinyl chloride	ug/m3	ND	0.26	05/02/14 14:29	

LABORATORY CONTROL SAMPLE: 1671060

Parameter	Units	Spike Conc.	LCS Result	LCS % Rec	% Rec Limits	Qualifiers
1,1,1-Trichloroethane	ug/m3	55.5	57.3	103	72-128	
1,1,2,2-Tetrachloroethane	ug/m3	69.8	65.8	94	72-136	
1,1,2-Trichloroethane	ug/m3	55.5	54.7	99	72-130	
1,1,2-Trichlorotrifluoroethane	ug/m3	77.9	82.6	106	68-126	
1,1-Dichloroethane	ug/m3	41.2	41.9	102	68-128	
1,1-Dichloroethene	ug/m3	40.3	40.7	101	68-130	
1,2,4-Trichlorobenzene	ug/m3	75.5	70.6	94	30-150	
1,2,4-Trimethylbenzene	ug/m3	50	50.7	101	71-140	
1,2-Dibromoethane (EDB)	ug/m3	78.1	79.3	102	73-136	
1,2-Dichlorobenzene	ug/m3	61.2	58.5	96	63-150	
1,2-Dichloroethane	ug/m3	41.2	43.9	107	71-132	
1,2-Dichloropropane	ug/m3	47	46.0	98	72-130	
1,3,5-Trimethylbenzene	ug/m3	50	51.3	103	73-136	
1,3-Butadiene	ug/m3	22.5	20.7	92	72-130	
1,3-Dichlorobenzene	ug/m3	61.2	56.5	92	69-142	
1,4-Dichlorobenzene	ug/m3	61.2	56.9	93	65-142	
2-Butanone (MEK)	ug/m3	30	29.6	99	71-135	
2-Hexanone	ug/m3	41.7	40.5	97	75-133	
2-Propanol	ug/m3	25	26.3	105	68-135	
4-Ethyltoluene	ug/m3	50	51.1	102	73-134	
4-Methyl-2-pentanone (MIBK)	ug/m3	41.7	42.8	103	72-137	
Acetone	ug/m3	24.2	26.2	108	68-136	
Benzene	ug/m3	32.5	33.0	101	69-134	

REPORT OF LABORATORY ANALYSIS

This report shall not be reproduced, except in full,
without the written consent of Pace Analytical Services, Inc..

Pace Analytical Services, Inc.
1700 Elm Street - Suite 200
Minneapolis, MN 55414
(612)607-1700

QUALITY CONTROL DATA

Project: 60317420 St. Louis Park Inv.
Pace Project No.: 10264443

LABORATORY CONTROL SAMPLE: 1671060

Parameter	Units	Spike Conc.	LCS Result	LCS % Rec	% Rec Limits	Qualifiers
Benzyl chloride	ug/m3	52.5	53.3	101	71-136	
Bromodichloromethane	ug/m3	68.2	71.5	105	74-129	
Bromoform	ug/m3	105	119	113	69-138	
Bromomethane	ug/m3	39.5	41.0	104	68-127	
Carbon disulfide	ug/m3	31.7	31.7	100	68-130	
Carbon tetrachloride	ug/m3	64	75.9	119	66-134	
Chlorobenzene	ug/m3	46.8	44.2	94	72-137	
Chloroethane	ug/m3	26.8	26.1	97	69-128	
Chloroform	ug/m3	49.7	51.8	104	72-127	
Chloromethane	ug/m3	21	21.7	104	69-125	
cis-1,2-Dichloroethene	ug/m3	40.3	42.7	106	71-135	
cis-1,3-Dichloropropene	ug/m3	46.2	50.4	109	74-134	
Cyclohexane	ug/m3	35	36.2	103	72-130	
Dibromochloromethane	ug/m3	86.6	98.3	113	73-133	
Dichlorodifluoromethane	ug/m3	50.3	60.2	120	69-125	
Dichlorotetrafluoroethane	ug/m3	71.1	73.4	103	68-128	
Ethanol	ug/m3	19.2	17.4	91	70-134	
Ethyl acetate	ug/m3	36.6	37.8	103	71-134	
Ethylbenzene	ug/m3	44.2	45.0	102	73-139	
Hexachloro-1,3-butadiene	ug/m3	108	108	100	30-150	
m&p-Xylene	ug/m3	44.2	44.5	101	73-139	
Methyl-tert-butyl ether	ug/m3	36.7	38.1	104	72-132	
Methylene Chloride	ug/m3	35.3	30.0	85	64-134	
n-Heptane	ug/m3	41.7	42.0	101	70-130	
n-Hexane	ug/m3	35.8	36.2	101	69-128	
Naphthalene	ug/m3	53.3	49.0	92	61-150	
o-Xylene	ug/m3	44.2	44.8	101	71-138	
Propylene	ug/m3	17.5	17.6	101	69-133	
Styrene	ug/m3	43.3	50.4	116	74-136	
Tetrachloroethene	ug/m3	69	67.0	97	69-136	
Tetrahydrofuran	ug/m3	30	28.9	96	73-131	
Toluene	ug/m3	38.3	38.2	100	67-133	
trans-1,2-Dichloroethene	ug/m3	40.3	39.9	99	70-131	
trans-1,3-Dichloropropene	ug/m3	46.2	54.2	117	72-135	
Trichloroethene	ug/m3	54.6	54.3	99	70-135	
Trichlorofluoromethane	ug/m3	57.1	61.9	108	67-125	
Vinyl acetate	ug/m3	35.8	39.9	112	72-133	
Vinyl chloride	ug/m3	26	25.2	97	69-132	
1,4-Dichlorobenzene-d4 (S)	%.			108	58-130	
Hexane-d14 (S)	%.			98	30-150	
Toluene-d8 (S)	%.			97	30-150	

REPORT OF LABORATORY ANALYSIS

This report shall not be reproduced, except in full,
without the written consent of Pace Analytical Services, Inc..

Pace Analytical Services, Inc.
1700 Elm Street - Suite 200
Minneapolis, MN 55414
(612)607-1700

QUALIFIERS

Project: 60317420 St. Louis Park Inv.
Pace Project No.: 10264443

DEFINITIONS

DF - Dilution Factor, if reported, represents the factor applied to the reported data due to changes in sample preparation, dilution of the sample aliquot, or moisture content.

ND - Not Detected at or above adjusted reporting limit.

J - Estimated concentration above the adjusted method detection limit and below the adjusted reporting limit.

MDL - Adjusted Method Detection Limit.

PRL - Pace Reporting Limit.

RL - Reporting Limit.

S - Surrogate

1,2-Diphenylhydrazine (8270 listed analyte) decomposes to Azobenzene.

Consistent with EPA guidelines, unrounded data are displayed and have been used to calculate % recovery and RPD values.

LCS(D) - Laboratory Control Sample (Duplicate)

MS(D) - Matrix Spike (Duplicate)

DUP - Sample Duplicate

RPD - Relative Percent Difference

NC - Not Calculable.

SG - Silica Gel - Clean-Up

U - Indicates the compound was analyzed for, but not detected.

N-Nitrosodiphenylamine decomposes and cannot be separated from Diphenylamine using Method 8270. The result reported for each analyte is a combined concentration.

Pace Analytical is TNI accredited. Contact your Pace PM for the current list of accredited analytes.

TNI - The NELAC Institute.

SAMPLE QUALIFIERS

Sample: 10264443001
[1] The Total Hydrocarbon (THC) pattern is evenly distributed throughout the chromatogram (before and after toluene).
Sample: 10264443002
[1] The Total Hydrocarbon (THC) pattern is evenly distributed throughout the chromatogram (before and after toluene).
Sample: 10264443003
[1] The Total Hydrocarbon (THC) pattern is evenly distributed throughout the chromatogram (before and after toluene).

ANALYTE QUALIFIERS

A3 The sample was analyzed by serial dilution.

This report shall not be reproduced, except in full,
without the written consent of Pace Analytical Services, Inc..

Pace Analytical Services, Inc.
1700 Elm Street - Suite 200
Minneapolis, MN 55414
(612)607-1700

QUALITY CONTROL DATA CROSS REFERENCE TABLE

Project: 60317420 St. Louis Park Inv.
Pace Project No.: 10264443

Lab ID	Sample ID	QC Batch Method	QC Batch	Analytical Method	Analytical Batch
10264443001	**Temp VP-1**	TO-15	AIR/20146		
10264443002	**Temp VP-1A**	TO-15	AIR/20146		
10264443003	**Temp VP-2**	TO-15	AIR/20146		

This report shall not be reproduced, except in full,
without the written consent of Pace Analytical Services, Inc..

10264443

Pace Analytical®
www.pacelabs.com

AIR: CHAIN-OF-CUSTODY / Analytical Request Document

The Chain-of-Custody is a LEGAL DOCUMENT. All relevant fields must be completed accurately.

14972 Page: 1 of 1

Section A Required Client Information:

Company: Aecom
Address: 800 LaSalle Ave S., Ste 500
Minneapolis, MN 55402
Email To: tony.coryell@aecom.com
Phone: 612-376-3000 Fax:
Requested Due Date/TAT: std

Section B Required Project Information:

Report To: Tony Coryell
Copy To:
Purchase Order No.:
Project Name: St. Louis Park Inv
Project Number: 60317492

Section C Invoice Information:

Attention: Tom Same.
Company Name:
Address:
Pace Quote Reference:
Pace Project Manager/Sales Rep. Carol Daly
Pace Profile #:

Program: UST | Superfund | Emissions | Clean Air Act | Voluntary Clean Up | Dry Clean | RCRA | Other

Location of Sampling by State: MN

Reporting Units: ug/m³ | mg/m³ | PPBV | PPMV | Other

Report Level: II. | III. | IV. | Other

Section D Required Client Information

AIR SAMPLE ID
Sample IDs MUST BE UNIQUE

Valid Media Codes

MEDIA	CODE
Tedlar Bag	TB
1 Liter Summa Can	1LC
6 Liter Summa Can	6LC
Low Volume Puff	LVP
High Volume Puff	HVP
Other	PM10

ITEM #	AIR SAMPLE ID	MEDIA CODE	PID Reading (Client only)	COLLECTED COMPOSITE START END/GRAB DATE	COLLECTED COMPOSITE START END/GRAB TIME	COMPOSITE - DATE	COMPOSITE - TIME	Canister Pressure (Initial Field - psig)	Canister Pressure (Final Field - psig)	Summa Can Number	Flow Control Number	Method: PM10	3C- Fixed Gas (%)	TO-3	TO-3M (Methane)	TO-4 (PCBs)	TO-13 (PAH)	TO-14	TO-15	TO15 Short List*	Pace Lab ID
1	Temp VP-1	1LC		4-16-14	1304			-27	0	2486								1			001
2	Temp VP-1A	1		1	1307			-26	0	1151								1			002
3	Temp VP-2	1		1	1326			-26	0	0750								1			003
4																					004
5																					
6																					
7																					
8																					
9																					
10																					
11																					
12																					

Comments :

RELINQUISHED BY / AFFILIATION	DATE	TIME	ACCEPTED BY / AFFILIATION	DATE	TIME
Ben Kilgus / AECOM	4-23-14		[illegible] / PACE	4-23-14	1528

SAMPLE CONDITIONS

Temp in °C	Received on Ice Y/N	Custody Sealed Cooler Y/N	Samples Intact Y/N
	Y/N	Y/N	Y/N
	Y/N	Y/N	Y/N
	Y/N	Y/N	Y/N

SAMPLER NAME AND SIGNATURE

PRINT Name of SAMPLER: Ben Kilgus

SIGNATURE of SAMPLER: [signature] DATE Signed (MM / DD / YY): 4-23-14

ORIGINAL

Pace Analytical	Document Name: Air Sample Condition Upon Receipt	Document Revised: 26Dec2013 Page 1 of 1
	Document No.: F-MN-A-106-rev.09	Issuing Authority: Pace Minnesota Quality Office

Air Sample Condition Upon Receipt

Client Name: aecom

Project #: WO# : 10264443

10264443

Courier: ☐ Fed Ex ☐ UPS ☐ USPS ☒ Client ☐ Commercial ☐ Pace ☐ Other: _____

Tracking Number: _____

Custody Seal on Cooler/Box Present? ☐ Yes ☒ No **Seals Intact?** ☐ Yes ☒ No

Optional: Proj. Due Date: Proj. Name:

Packing Material: ☒ Bubble Wrap ☐ Bubble Bags ☐ Foam ☐ None ☐ Other: _____ **Temp Blank rec:** ☐ Yes ☒ No

Temp. (TO17 and TO13 samples only) (°C): — **Corrected Temp (°C):** — **Thermom. Used:** ☐ B88A912167504 ☐ B88A9132521491 ☐ 72337080 ☐ 80512447

Temp should be above freezing to 6°C **Correction Factor:** _____ **Date & Initials of Person Examining Contents:** 4/23/14

Type of ice Received ☐ Blue ☐ Wet ☒ None

Comments:

Chain of Custody Present?	☒ Yes	☐ No	☐ N/A	1.
Chain of Custody Filled Out?	☒ Yes	☐ No	☐ N/A	2.
Chain of Custody Relinquished?	☒ Yes	☐ No	☐ N/A	3.
Sampler Name and/or Signature on COC?	☒ Yes	☐ No	☐ N/A	4.
Samples Arrived within Hold Time?	☒ Yes	☐ No	☐ N/A	5.
Short Hold Time Analysis (<72 hr)?	☐ Yes	☒ No	☐ N/A	6.
Rush Turn Around Time Requested?	☐ Yes	☒ No	☐ N/A	7.
Sufficient Volume?	☒ Yes	☐ No	☐ N/A	8.
Correct Containers Used?	☒ Yes	☐ No	☐ N/A	9.
-Pace Containers Used?	☒ Yes	☐ No	☐ N/A	
Containers Intact?	☒ Yes	☐ No	☐ N/A	10.
Media: air can				11.
Sample Labels Match COC?	☒ Yes	☐ No	☐ N/A	12.

Samples Received: received 4 gauges

Canisters		Flow Controllers		Stand Alone G	
Sample Number	Can ID	Sample Number	Can ID	Sample Number	Can ID
vp1	2486				
vp1A	1151				
vp2	0750				
unused	1178				

CLIENT NOTIFICATION/RESOLUTION **Field Data Required?** ☐ Yes ☐ No

Person Contacted: _____ Date/Time: _____

Comments/Resolution: _____

Project Manager Review: CMD **Date:** 4-23-14

Note: Whenever there is a discrepancy affecting North Carolina compliance samples, a copy of this form will be sent to the North Carolina DEHNR Certification Office (i.e out of hold, incorrect preservative, out of temp, incorrect containers)

Data File: \\192.168.10.12\chem\10air7.i\050214.b\12226.D
Report Date: 08-May-2014 08:46

Pace Analytical Services, Inc.

TENTATIVELY IDENTIFIED COMPOUNDS

Client Name:
Lab Smp Id: 10264443001
Operator : DL1
Sample Location:
Sample Matrix: AIR
Analysis Type: VOA
Inj Date: 02-MAY-2014 17:53

Client SDG: 050214.b

Sample Date:
Sample Point:
Date Received:
Level: LOW

Number TICs found: 10

CONCENTRATION UNITS:
(ug/L or ug/KG) ppbv

	CAS NUMBER	COMPOUND NAME	RT	EST. CONC.	Q
1.		Unknown	2.446	85.1	J
2.		Unknown	2.629	13.6	J
3.		Unknown	2.704	18.8	J
4.	107-83-5	Pentane, 2-methyl-	3.501	0.515	NJ
5.	127-18-4	Tetrachloroethylene	7.054	265	NJ
6.	127-18-4	Tetrachloroethylene	11.552	3.24	NJ
7.		Unknown	11.912	0.993	J
8.		Unknown	12.026	0.992	J
9.		Unknown	12.209	2.31	J
10.		Unknown	12.562	1.98	J

Data File: \\192.168.10.12\chem\10air7.i\050214.b\12226.D
Report Date: 08-May-2014 08:46

Pace Analytical Services, Inc.

TO15 Analysis (UNIX)

Data file : \\192.168.10.12\chem\10air7.i\050214.b\12226.D
Lab Smp Id: 10264443001
Inj Date : 02-MAY-2014 17:53
Operator : DL1 Inst ID: 10air7.i
Smp Info :
Misc Info : 20146
Comment : Volatile Organic COMPOUNDS in Air
Method : \\192.168.10.12\chem\10air7.i\050214.b\TO15_122-14.m
Meth Date : 05-May-2014 09:24 dlee Quant Type: ISTD
Cal Date : 02-MAY-2014 12:19 Cal File: 12213cal.D
Als bottle: 26
Dil Factor: 1.68000
Integrator: HP RTE Compound Sublist: all.sub
Target Version: 4.14

Concentration Formula: Amt * DF * Uf * CpndVariable

Name	Value	Description
DF	1.680	Dilution Factor
Uf	1.000	ng unit correction factor
Cpnd Variable		Local Compound Variable

	COMPOUND	RT	AREA	AMOUNT
1	Chlorodifluoromethane	2.518	1289307	9.592
27	1,1-Dichloroethane	3.599	206983	0.141
60	Tetrachloroethene	6.960	139041014	1326.540
81	1,2,3-Trimethylbenzene	10.918	143564	0.122
85	Naphthalene	13.340	55768	0.137

		CONCENTRATIONS			QUANT		
RT	AREA	ON-COL(ppbv)	FINAL(ppbv)	QUAL	LIBRARY	LIB ENTRY	CPND #
Unknown				CAS #:			
2.446	6809412	50.6591514	85.1	0		0	1
Unknown				CAS #:			
2.629	1086280	8.08146301	13.6	0		0	1
Unknown				CAS #:			
2.704	1500688	11.1644878	18.8	0		0	1

Data File: \\192.168.10.12\chem\10air7.i\050214.b\12226.D
Report Date: 08-May-2014 08:46

		CONCENTRATIONS			QUANT		
RT	AREA	ON-COL(ppbv)	FINAL(ppbv)	QUAL	LIBRARY	LIB ENTRY	CPND #
Pentane, 2-methyl-				CAS #: 107-83-5			
3.501	449280	0.30648515	0.515	90	NBS75K.l	733	27
Tetrachloroethylene				CAS #: 127-18-4			
7.054	16529759	157.704403	265	96	NBS75K.l	13222	60
Tetrachloroethylene				CAS #: 127-18-4			
11.552	2261956	1.92783452	3.24	99	NBS75K.l	67759	81
Unknown				CAS #:			
11.912	693553	0.59110570	0.993	0		0	81
Unknown				CAS #:			
12.026	692782	0.59044889	0.992	0		0	81
Unknown				CAS #:			
12.209	559158	1.37632997	2.31	0		0	85
Unknown				CAS #:			
12.562	479471	1.18018724	1.98	0		0	85

Data File: \\192.168.10.12\chem\10air7.i\050214.b\12226.D
Injection Date: 02-MAY-2014 17:53
Instrument: 10air7.i
Client Sample ID:
Y (x10^7)
0.0 0.1 0.2 0.3 0.4 0.5 0.6 0.7 0.8 0.9 1.0 1.1 1.2 1.3 1.4 1.5 1.6 1.7 1.8 1.9
Min
1.981
2.109
2.263
2.380
UNKNOWN
Chlorodifluoromethane
UNKNOWN
UNKNOWN
2.776
Ethanol
Isopentane
Trichlorofluoromethane
3.122
1,1-Dichloroethene
Methylene Chloride
Carbon Disulfide
3.428
3.501
1,1-Dichloroethane
Hexane-d14(S)
Methyl Ethyl Ketone
cis-1,2-Dichloroethene
Chloroform
4.057
4.156
4.247
1,1,1-Trichloroethane
4.394
Benzene
4.609
1,4-Difluorobenzene
2,2,4-Trimethylpentane
4.674
Heptane
Trichloroethene
5.146
5.257
Methylcyclohexane
Methyl Isobutyl Ketone
5.613
5.744
5.871
5.927
Toluene-d8 (S)
Toluene
6.201
6.293
6.427
6.509
6.669
6.806
Tetrachloroethene
Tetrachloroethylene
7.424
Chlorobenzene - d5
Ethyl Benzene
m&p-Xylene
8.120
8.267
Styrene
8.715
8.846
9.016
9.140
9.228
9.421
N-Propylbenzene
4-Ethyltoluene
1,3,5-Trimethylbenzene
9.963
10.078
10.209
1,2,4-Trimethylbenzene
10.408
10.486
10.643
1,4-Dichlorobenzene-d4 (S)
10.836
1,2,3-Trimethylbenzene
11.042
11.160
11.304
11.376
11.434
Tetrachloroethylene
UNKNOWN
UNKNOWN
UNKNOWN
12.454
UNKNOWN
12.814
12.997
13.134
13.268
Naphthalene
13.624
13.690
13.740
13.847
14.131
14.177
14.422
14.576
HP ChemStation MS 12226.D: 1.887 to 14.778 Min

Data File: \\192.168.10.12\chem\10air7.i\050214.b\12227.D
Report Date: 08-May-2014 08:46

Pace Analytical Services, Inc.

TENTATIVELY IDENTIFIED COMPOUNDS

Client Name:
Lab Smp Id: 10264443002
Operator : DL1
Sample Location:
Sample Matrix: AIR
Analysis Type: VOA
Inj Date: 02-MAY-2014 18:15

Client SDG: 050214.b

Sample Date:
Sample Point:
Date Received:
Level: LOW

Number TICs found: 10

CONCENTRATION UNITS:
(ug/L or ug/KG) ppbv

	CAS NUMBER	COMPOUND NAME	RT	EST. CONC.	Q
1.		Unknown	2.443	107	J
2.		Unknown	2.626	11.5	J
3.		Unknown	2.701	15.8	J
4.		Unknown	3.498	0.382	J
5.	4076-36-2	1H-Tetrazole, 5-methyl-	4.123	0.583	NJ
6.	127-18-4	Tetrachloroethylene	11.533	2.72	NJ
7.		Unknown	11.918	0.786	J
8.		Unknown	12.033	0.744	J
9.		Unknown	12.209	1.14	J
10.	33617-38-8	Benzaldehyde, 2,4-bis(trime	12.454	0.681	NJ

Data File: \\192.168.10.12\chem\10air7.i\050214.b\12227.D
Report Date: 08-May-2014 08:46

Pace Analytical Services, Inc.

TO15 Analysis (UNIX)

Data file : \\192.168.10.12\chem\10air7.i\050214.b\12227.D
Lab Smp Id: 10264443002
Inj Date : 02-MAY-2014 18:15
Operator : DL1 Inst ID: 10air7.i
Smp Info :
Misc Info : 20146
Comment : Volatile Organic COMPOUNDS in Air
Method : \\192.168.10.12\chem\10air7.i\050214.b\TO15_122-14.m
Meth Date : 05-May-2014 09:24 dlee Quant Type: ISTD
Cal Date : 02-MAY-2014 12:19 Cal File: 12213cal.D
Als bottle: 27
Dil Factor: 1.68000
Integrator: HP RTE Compound Sublist: all.sub
Target Version: 4.14

Concentration Formula: Amt * DF * Uf * CpndVariable

Name	Value	Description
DF	1.680	Dilution Factor
Uf	1.000	ng unit correction factor
Cpnd Variable		Local Compound Variable

	COMPOUND	RT	AREA	AMOUNT
1	Chlorodifluoromethane	2.514	912054	8.733
27	1,1-Dichloroethane	3.600	130167	0.110
35	Chloroform	3.972	27359	0.077
81	1,2,3-Trimethylbenzene	10.931	79225	0.118
85	Naphthalene	13.340	40271	0.100

		CONCENTRATIONS			QUANT		
RT	AREA	ON-COL(ppbv)	FINAL(ppbv)	QUAL	LIBRARY	LIB ENTRY	CPND #
Unknown				CAS #:			
2.443	6629632	63.4814012	107	0		0	1
Unknown				CAS #:			
2.626	717148	6.86697796	11.5	0		0	1
Unknown				CAS #:			
2.701	981574	9.39897208	15.8	0		0	1

Data File: \\192.168.10.12\chem\10air7.i\050214.b\12227.D
Report Date: 08-May-2014 08:46

		CONCENTRATIONS			QUANT		
RT	AREA	ON-COL(ppbv)	FINAL(ppbv)	QUAL	LIBRARY	LIB ENTRY	CPND #
Unknown				CAS #:			
3.498	268014	0.22732230	0.382	0		0	27
1H-Tetrazole, 5-methyl-				CAS #: 4076-36-2			
4.123	124071	0.34727901	0.583	80	NBS75K.l	529	35
Tetrachloroethylene				CAS #: 127-18-4			
11.533	1092740	1.62229283	2.72	98	NBS75K.l	67759	81
Unknown				CAS #:			
11.918	315106	0.46780987	0.786	0		0	81
Unknown				CAS #:			
12.033	298106	0.44257141	0.744	0		0	81
Unknown				CAS #:			
12.209	273663	0.67675962	1.14	0		0	85
Benzaldehyde, 2,4-bis(trimethylsiloxy)-				CAS #: 33617-38-8			
12.454	164031	0.40564283	0.681	78	NBS75K.l	39710	85

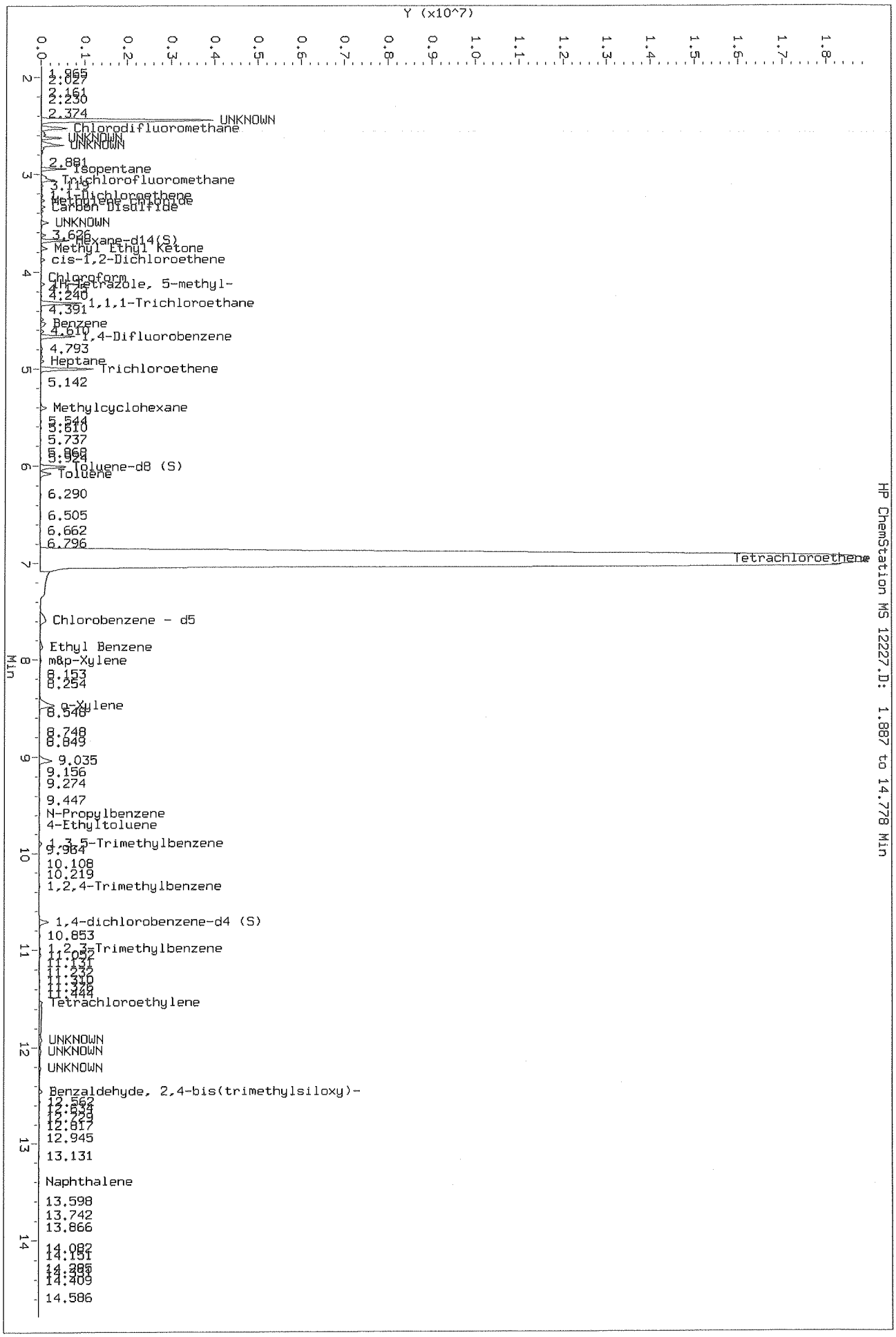

Data File: \\192.168.10.12\chem\10air7.i\050214.b\12227.D
Injection Date: 02-MAY-2014 18:15
Instrument: 10air7.i
Client Sample ID:

Data File: \\192.168.10.12\chem\10air7.i\050214.b\12228.D
Report Date: 08-May-2014 08:46

Pace Analytical Services, Inc.

TENTATIVELY IDENTIFIED COMPOUNDS

Client Name:
Lab Smp Id: 10264443003
Operator : DL1
Sample Location:
Sample Matrix: AIR
Analysis Type: VOA
Inj Date: 02-MAY-2014 18:37

Client SDG: 050214.b

Sample Date:
Sample Point:
Date Received:
Level: LOW

Number TICs found: 10

CONCENTRATION UNITS:
(ug/L or ug/KG) ppbv

	CAS NUMBER	COMPOUND NAME	RT	EST. CONC.	Q
1.		Unknown	2.442	487	J
2.		Unknown	2.704	23.5	J
3.		Unknown	3.498	1.84	J
4.		Unknown	6.721	39.6	J
5.		Unknown	7.241	3.98	J
6.		Unknown	9.202	0.965	J
7.	556-67-2	Cyclotetrasiloxane, octamet	9.862	14.2	NJ
8.		Unknown	11.026	4.72	J
9.		Unknown	12.500	39.8	J
10.		Unknown	13.523	11.8	J

Data File: \\192.168.10.12\chem\10air7.i\050214.b\12228.D
Report Date: 08-May-2014 08:46

Pace Analytical Services, Inc.

TO15 Analysis (UNIX)

Data file : \\192.168.10.12\chem\10air7.i\050214.b\12228.D
Lab Smp Id: 10264443003
Inj Date : 02-MAY-2014 18:37
Operator : DL1 Inst ID: 10air7.i
Smp Info :
Misc Info : 20146
Comment : Volatile Organic COMPOUNDS in Air
Method : \\192.168.10.12\chem\10air7.i\050214.b\TO15_122-14.m
Meth Date : 05-May-2014 09:24 dlee Quant Type: ISTD
Cal Date : 02-MAY-2014 12:19 Cal File: 12213cal.D
Als bottle: 28
Dil Factor: 1.74000
Integrator: HP RTE Compound Sublist: all.sub
Target Version: 4.14

Concentration Formula: Amt * DF * Uf * CpndVariable

Name	Value	Description
DF	1.740	Dilution Factor
Uf	1.000	ng unit correction factor
Cpnd Variable		Local Compound Variable

	COMPOUND	RT	AREA	AMOUNT
2	Propylene	2.527	395821	12.716
23	Carbon Disulfide	3.381	165578	1.248
60	Tetrachloroethene	6.875	13411264	89.936
* 61	Chlorobenzene - d5	7.496	765888	10.000
67	o-Xylene	8.401	55804	0.217
74	1,2,4-Trimethylbenzene	10.307	36070	0.161
$ 77	1,4-dichlorobenzene-d4	10.676	478228	9.631

	CONCENTRATIONS			QUANT		
RT	AREA	ON-COL(ppbv)	FINAL(ppbv)	QUAL	LIBRARY	LIB ENTRY	CPND #
Unknown				CAS #:			
2.442	8714169	279.936782	487	0		0	2
Unknown				CAS #:			
2.704	420525	13.5090869	23.5	0		0	2

Data File: \\192.168.10.12\chem\10air7.i\050214.b\12228.D
Report Date: 08-May-2014 08:46

		CONCENTRATIONS			QUANT		
RT	AREA	ON-COL(ppbv)	FINAL(ppbv)	QUAL	LIBRARY	LIB ENTRY	CPND #
Unknown				CAS #:			
3.498	140690	1.06051966	1.84	0		0	23
Unknown				CAS #:			
6.721	3394941	22.7665686	39.6	0		0	60
Unknown				CAS #:			
7.241	175151	2.28690424	3.98	0		0	61
Unknown				CAS #:			
9.202	142467	0.55476941	0.965	0		0	67
Cyclotetrasiloxane, octamethyl-				CAS #: 556-67-2			
9.862	1834720	8.16727566	14.2	78	NBS75K.l	41966	74
Unknown				CAS #:			
11.026	134842	2.71567587	4.72	0		0	77
Unknown				CAS #:			
12.500	1135146	22.8615121	39.8	0		0	77
Unknown				CAS #:			
13.523	337489	6.79692372	11.8	0		0	77

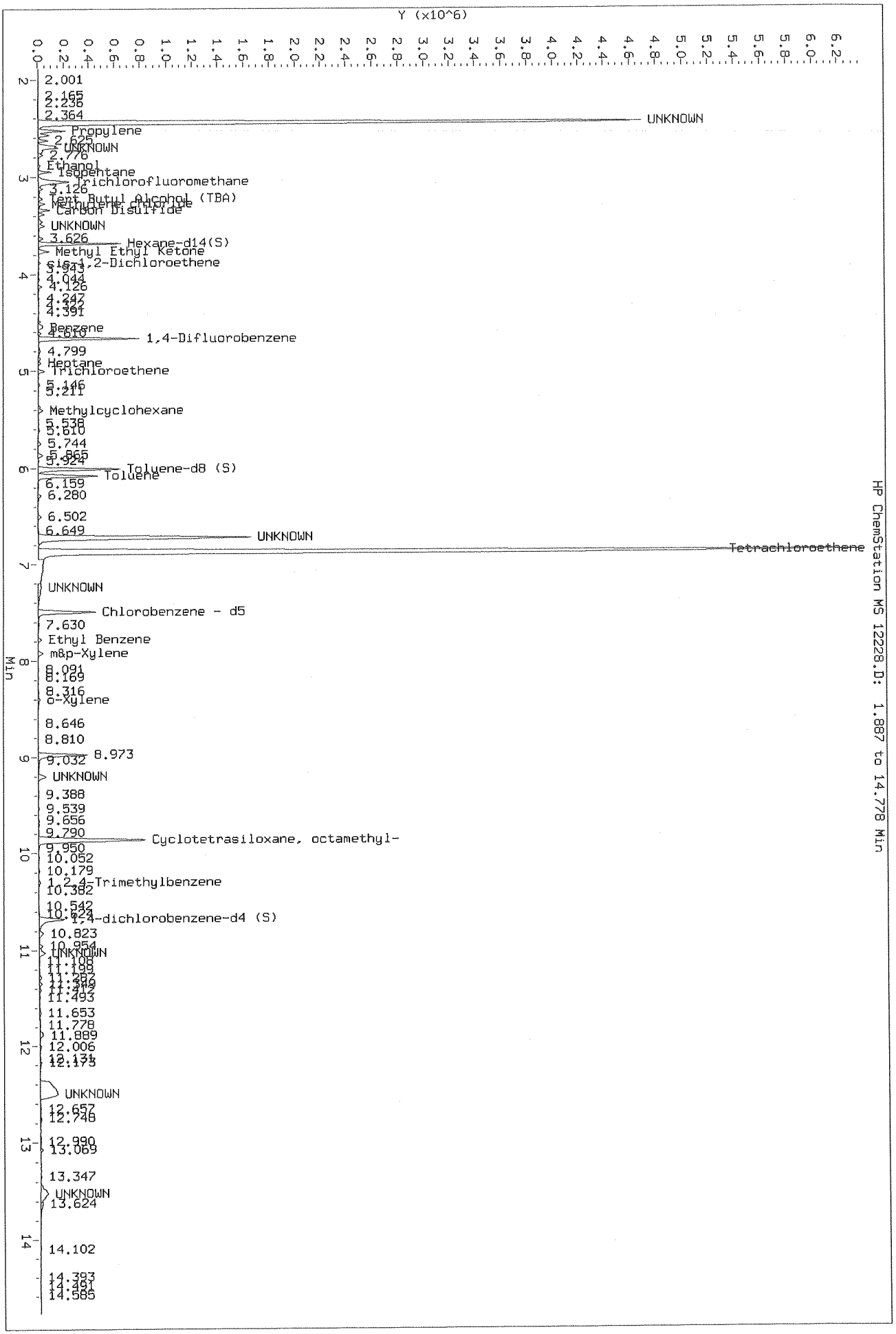

Data File: \\192.168.10.12\chem\10air7.i\050214.b\12228.D
Injection Date: 02-MAY-2014 18:37
Instrument: 10air7.i
Client Sample ID:

Appendix E

AGI Mapping Report

AMPLIFIED GEOCHEMICAL IMAGING, LLC

Mapping Report

Site: St. Louis Park Solvent Plume

Prepared for:

Minnesota Pollution Control Agency
520 Lafayette Rd. N
5th Floor
St Paul, MN
United States

Prepared on:

June 18, 2014

©2014 Amplified Geochemical Imaging, LLC.

Project Summary

Amplified Geochemical Imaging, LLC. (AGI) provided the AGI Environmental Survey

St. Louis Park Solvent Plume

The service provided by AGI included delivery of the required quantity of AGI Universal Samplers, analysis by the method described for the requested organic compounds, and reporting of the data. A Laboratory Report was issued previously which summarized the field sampling and analytical procedures, and contained the

Normally, when printed at scale, the maps are 11 x 17 inch in size. Other sizes are available upon request. General and project specific comments on the contouring and mapping can be found on the next page.

Maps prepared by:

Dayna M Cobb

Project Manager

Maps reviewed/approved by:

Jay W Hodny

Project Manager

©2014 Amplified Geochemical Imaging, LLC.

General Comments

A minimum curvature algorithm was used to interpolate the data from the sample locations to a regularly-spaced grid. The resulting surface is considered to be the smoothest possible surface that will fit the observed values at each sample location (i.e., data honoring). The interpolation is performed in log space, with grid cell sizes approximately one-tenth the average distance between sample locations. For example, when AGI Universal Samplers are placed about 50 feet apart, the grid cell size is set to five feet.

Where observations trend from lower to higher values, and moving towards the edge of the area sampled, the contour surface will continue to rise (showing warmer colors) as no additional data exist to constrain the interpolation. Where observations trend from high to low, towards the edge of the area sampled, the opposite is true.

Contour minimums and maximums used in the color interval assignment are established based on the QA blank levels (trip and method blanks), method detection limits, and maximum values observed. The minimum contour level (gray color) is established using the maximum QA blank level or method detection limit, whichever is greater, per compound or groups of compounds . The maximum contour level is set at the maximum value observed, per compound or groups of compounds. Contour interval assignments can be modified at the client's request.

Project Specific Comments

Background image was obtained by using Bing maps

©2014 Amplified Geochemical Imaging, LLC.

© 2014 AMPLIFIED GEOCHEMICAL IMAGING, LLC

9.863
7.234
5.305
3.891
2.854
2.093
1.535
1.126
0.826
0.606
0.444
0.326
0.239
0.175
0.128
0.094
0.069
0.051
0.037
0.027
0.020

PCE
[µg]

Scale 1:6000

100 0 100 200 300

(meters)

NAD83 / UTM zone 15N

THIS DRAWING AND ANY OF ITS ATTACHMENTS HAVE BEEN PRODUCED FOR THE SOLE USE OF THE RECIPIENT IDENTIFIED HEREIN AND MUST NOT BE USED, REPRODUCED OR MODIFIED IN ANY WAY WITHOUT THE PRIOR WRITTEN CONSENT OF AMPLIFIED GEOCHEMICAL IMAGING, LLC. UNAUTHORIZED USE IS STRICTLY PROHIBITED PURSUANT TO COPYRIGHT, TRADEMARK AND OTHER APPLICABLE LAWS.

AMPLIFIED GEOCHEMICAL IMAGING, LLC
210 EXECUTIVE DRIVE, SUITE 1
NEWARK, DELAWARE 19702-3335 USA
PHONE: +1-302-266-2428
FAX: +1-302-266-2429
WWW.AGISURVEYS.NET

Minnesota Pollution Control Agency, St. Paul, MN
St. Louis Park Solvent Plume
Tetrachloroethene

DATE DRAWN: 16 June 2014	DRAWN BY: JW	ORIG. CAD:	SITE CODE:
REV. DATE:	REV. #:	PROJECT NUMBER: 0107-C4R7X	

© 2014 AMPLIFIED GEOCHEMICAL IMAGING, LLC

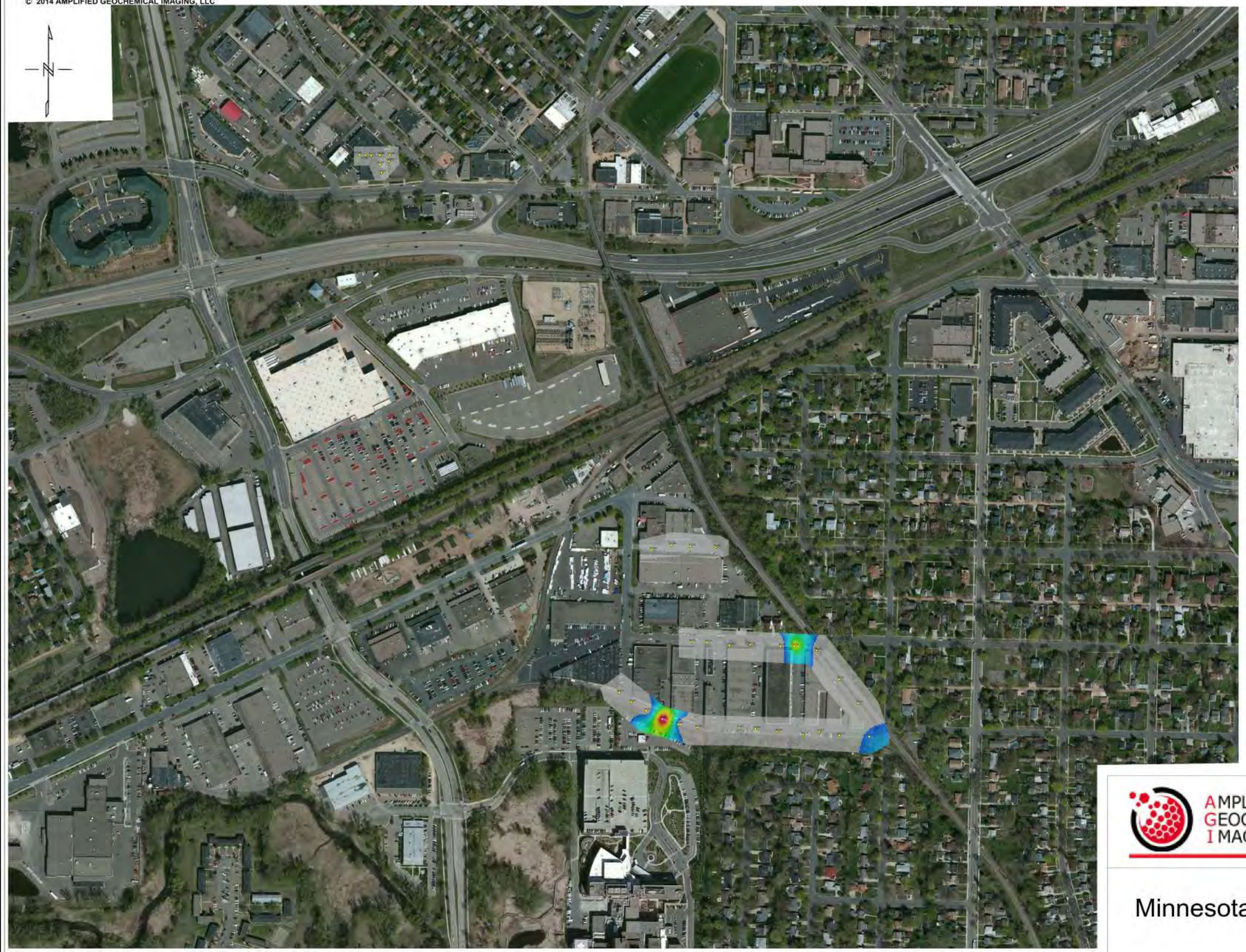

TCE [µg]
1.799
1.436
1.147
0.916
0.731
0.584
0.466
0.372
0.297
0.238
0.190
0.151
0.121
0.097
0.077
0.062
0.049
0.039
0.031
0.025
0.020

Scale 1:6000

100 0 100 200 300

(meters)

THIS DRAWING AND ANY OF ITS ATTACHMENTS HAVE BEEN PRODUCED FOR THE SOLE USE OF THE RECIPIENT IDENTIFIED HEREIN AND MUST NOT BE USED, REPRODUCED OR MODIFIED IN ANY WAY WITHOUT THE PRIOR WRITTEN CONSENT OF AMPLIFIED GEOCHEMICAL IMAGING, LLC. UNAUTHORIZED USE IS STRICTLY PROHIBITED PERSUANT TO COPYRIGHT, TRADEMARK AND OTHER APPLICABLE LAWS.

AMPLIFIED GEOCHEMICAL IMAGING, LLC

100 CHESAPEAKE BOULEVARD
P.O. Box 10, ELKTON, MARYLAND, 21921 USA
PHONE: +1-410-392-7600
FAX: +1-410-506-4780
WWW.AGISURVEYS.NET

Minnesota Pollution Control Agency, St. Paul, MN
St. Louis Park Solvent Plume
Trichloroethene

DATE DRAWN: 16 June 2014	DRAWN BY: DMC	ORIG. CAD:	SITE CODE:
REV. DATE:	REV. #:	PROJECT NUMBER: 0107-C4R7X	

© 2014 AMPLIFIED GEOCHEMICAL IMAGING, LLC

1.483
1.196
0.964
0.777
0.627
0.505
0.407
0.329
0.265
0.214
0.172
0.139
0.112
0.090
0.073
0.059
0.047
0.038
0.031
0.025
0.020

1,3,5-TMB
[µg]

Scale 1:6000

100 0 100 200 300
(meters)

THIS DRAWING AND ANY OF ITS ATTACHMENTS HAVE BEEN PRODUCED FOR THE SOLE USE OF THE RECIPIENT IDENTIFIED HEREIN AND MUST NOT BE USED, REPRODUCED OR MODIFIED IN ANY WAY WITHOUT THE PRIOR WRITTEN CONSENT OF AMPLIFIED GEOCHEMICAL IMAGING, LLC. UNAUTHORIZED USE IS STRICTLY PROHIBITED PERSUANT TO COPYRIGHT, TRADEMARK AND OTHER APPLICABLE LAWS.

AMPLIFIED GEOCHEMICAL IMAGING, LLC
100 CHESAPEAKE BOULEVARD
P.O. Box 10, ELKTON, MARYLAND, 21921 USA
PHONE: +1-410-392-7600
FAX: +1-410-506-4780
WWW.AGISURVEYS.NET

Minnesota Pollution Control Agency, St. Paul, MN
St. Louis Park Solvent Plume
1,3,5-Trimethylbenzene

DATE DRAWN: 16 June 2014	DRAWN BY: DMC	ORIG. CAD:	SITE CODE:
REV. DATE:	REV. #:	PROJECT NUMBER: 0107-C4R7X	

© 2014 AMPLIFIED GEOCHEMICAL IMAGING, LLC

1.799
1.436
1.147
0.916
0.731
0.584
0.466
0.372
0.297
0.238
0.190
0.151
0.121
0.097
0.077
0.062
0.049
0.039
0.031
0.025
0.020

1,2,4-TMB
[µg]

Scale 1:6000

100 0 100 200 300
(meters)

THIS DRAWING AND ANY OF ITS ATTACHMENTS HAVE BEEN PRODUCED FOR THE SOLE USE OF THE RECIPIENT IDENTIFIED HEREIN AND MUST NOT BE USED, REPRODUCED OR MODIFIED IN ANY WAY WITHOUT THE PRIOR WRITTEN CONSENT OF AMPLIFIED GEOCHEMICAL IMAGING, LLC. UNAUTHORIZED USE IS STRICTLY PROHIBITED PERSUANT TO COPYRIGHT, TRADEMARK AND OTHER APPLICABLE LAWS.

AMPLIFIED GEOCHEMICAL IMAGING, LLC
100 CHESAPEAKE BOULEVARD
P.O. Box 10, ELKTON, MARYLAND, 21921 USA
PHONE: +1-410-392-7600
FAX: +1-410-506-4780
WWW.AGISURVEYS.NET

Minnesota Pollution Control Agency, St. Paul, MN
St. Louis Park Solvent Plume
1,2,4-Trimethylbenzene

DATE DRAWN: 16 June 2014	DRAWN BY: DMC	ORIG. CAD:	SITE CODE:
REV. DATE:	REV. #:	PROJECT NUMBER: 0107-C4R7X	

© 2014 AMPLIFIED GEOCHEMICAL IMAGING, LLC

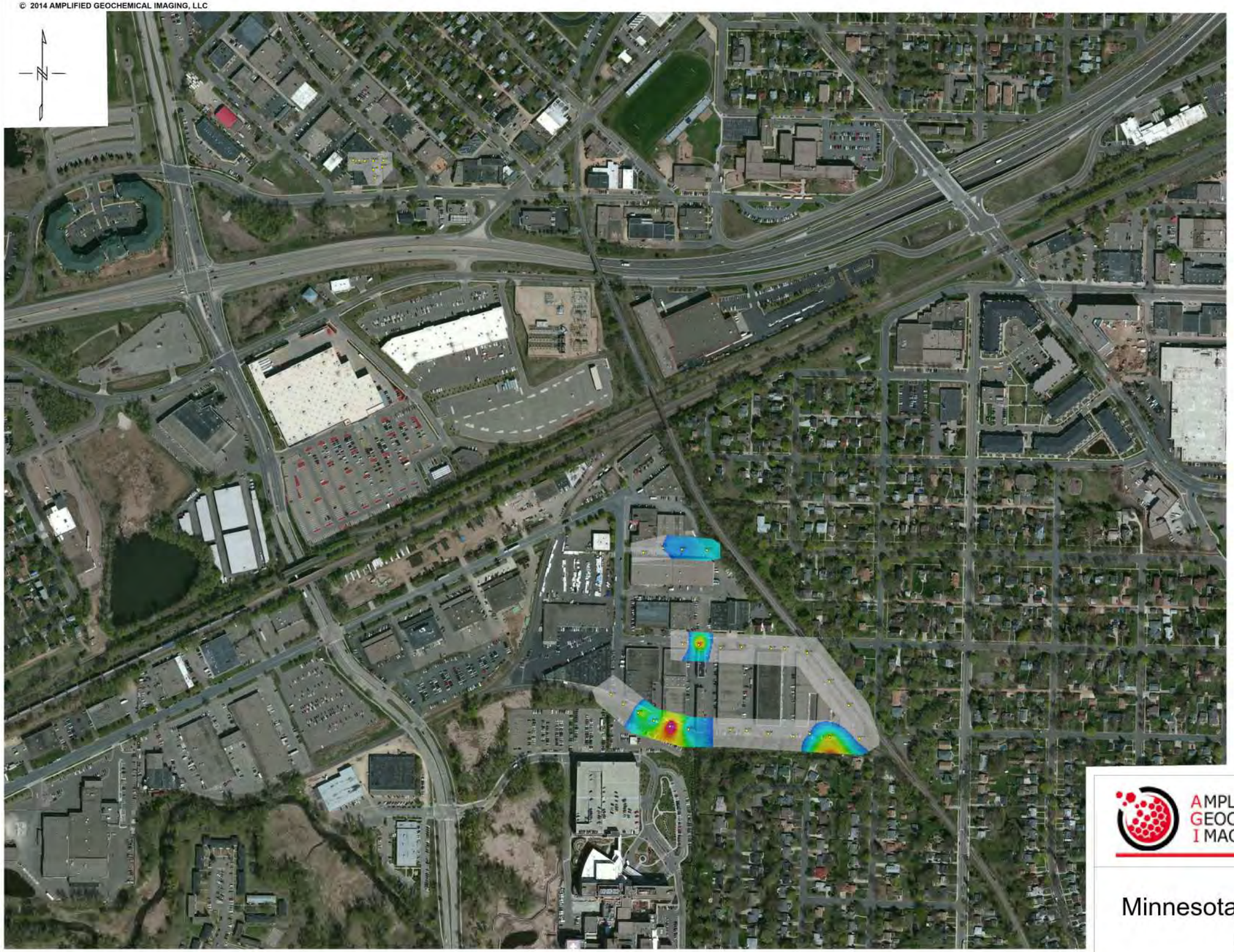

0.587
0.519
0.459
0.406
0.359
0.317
0.280
0.248
0.219
0.194
0.171
0.151
0.134
0.118
0.105
0.093
0.082
0.072
0.064
0.057
0.050

2-Methylnaphthalene
[µg]

Scale 1:6000

100 0 100 200 300
(meters)

THIS DRAWING AND ANY OF ITS ATTACHMENTS HAVE BEEN PRODUCED FOR THE SOLE USE OF THE RECIPIENT IDENTIFIED HEREIN AND MUST NOT BE USED, REPRODUCED OR MODIFIED IN ANY WAY WITHOUT THE PRIOR WRITTEN CONSENT OF AMPLIFIED GEOCHEMICAL IMAGING, LLC. UNAUTHORIZED USE IS STRICTLY PROHIBITED PERSUANT TO COPYRIGHT, TRADEMARK AND OTHER APPLICABLE LAWS.

AMPLIFIED GEOCHEMICAL IMAGING, LLC
100 CHESAPEAKE BOULEVARD
P.O. Box 10, ELKTON, MARYLAND, 21921 USA
PHONE: +1-410-392-7600
FAX: +1-410-506-4780
WWW.AGISURVEYS.NET

Minnesota Pollution Control Agency, St. Paul, MN
St. Louis Park Solvent Plume
2-Methylnaphthalene

DATE DRAWN: 16 June 2014	DRAWN BY: DMC	ORIG. CAD:	SITE CODE:
REV. DATE:	REV. #:	PROJECT NUMBER: 0107-C4R7X	

Amplified Geochemical Imaging, LLC
210 Executive Drive, Suite 1
Newark, DE 19702-3335
Phone: 302.266.2428

AGIsurveys.net

European Sales Office:
+49.89.638.7927-12

©2013 Amplified Geochemical Imaging, LLC