



520 Lafayette Road North
St. Paul, MN 55155-4194

County goal volume table template for solid waste planning

Instructions: Please read "Overview and Instructions" tab prior to completing this form. Only fill out the **yellow-highlighted fields**. Please email this completed form to your MPCA Solid Waste Planner.

If you have any questions please see the Contact information tab below for contact information.

Solid Waste Management Method	Year									
	2022	2023	2024	2025	2026	2027	2028	2029	2030	2031
Recycling	36,376	36,713	37,047	37,380	38,566	39,762	40,098	40,429	41,419	41,967
Organics	5,002	5,090	5,170	5,250	5,331	5,445	5,797	5,888	5,980	6,250
Combined Recycling Rate	50%	50%	50%	50%	51%	52%	53%	53%	54%	54%
Waste-to-Energy (minus recyclables and nonprocessibles)	4,084	4,084	4,084	4,084	4,084	2,914	2,914	2,914	2,914	2,914
Pope Douglas Solid Waste Management	4,095	4,095	4,095	4,095	4,095	2,925	2,925	2,925	2,925	2,925
Landfill	37,139	37,481	37,827	38,169	37,650	38,248	38,291	38,587	38,213	38,090
Elk River Landfill - SW-74	36,025	36,357	36,692	37,024	36,521	37,101	37,142	37,429	37,067	36,947
Pine Bend Landfill - SW-45	743	750	757	763	753	765	766	772	764	762
East Central Solid Waste Commission -	371	375	378	382	377	382	383	386	382	381
Capacity Used	39,094	39,454	39,818	40,178	39,632	40,261	40,306	40,618	40,224	40,095
On-site Disposal	70	70	70	70	70	70	70	70	70	70
Total MSW Generated	82,671	83,438	84,198	84,953	85,701	86,439	87,170	87,888	88,596	89,291



520 Lafayette Road North
St. Paul, MN 55155-4194

County goal volume table template for solid waste planning

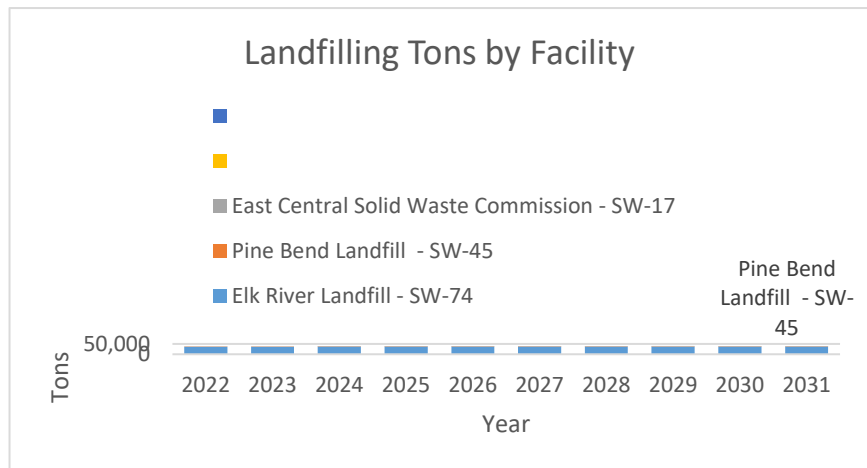
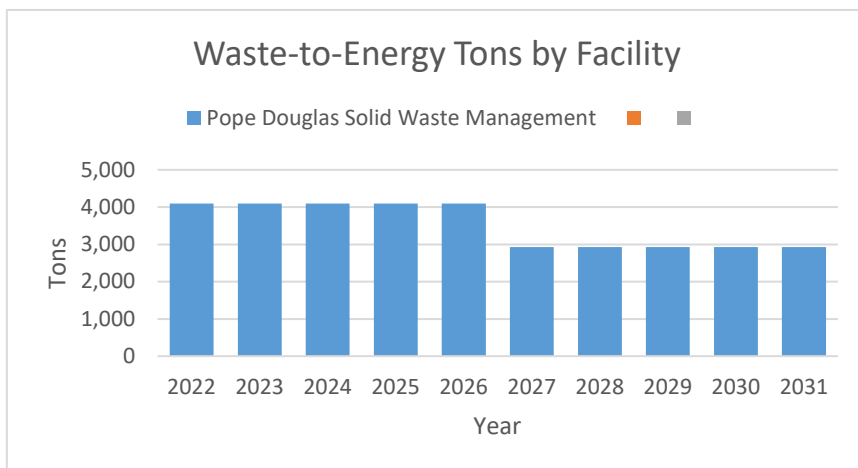
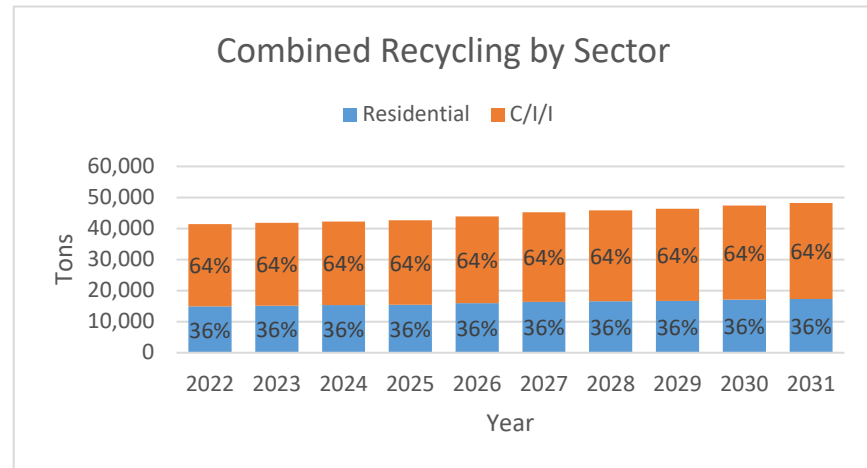
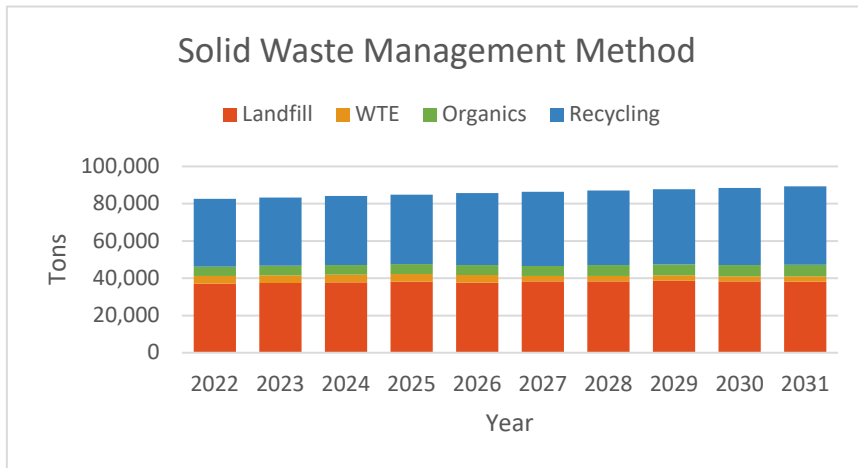
Below is the contact information for planner associated with your county. If you have any questions regarding the information requested in the form or need any additional clarification please contact them.

Planner	Email	Phone Number
David Crowell	david.crowell@state.mn.us	218-316-3855

County goal volume table template for solid waste planning

Summary of Goal Volume Table for Sherburne County

Solid Waste Planner: David Crowell





520 Lafayette Road North
St. Paul, MN 55155-4194

County goal volume table template for solid waste planning

Summary of Goal Volume Table for Sherburne County

Solid Waste Planner: David Crowell

Total land disposal capacity needed for waste generated in county

Waste Type	2022	2023	2024	2025	2026	2027	2028	2029	2030	2031	Total
MSW	39,094	39,454	39,818	40,178	39,632	40,261	40,306	40,618	40,224	40,095	399,679
Industrial	36,842	36,842	36,842	36,842	36,842	36,842	36,842	36,842	36,842	36,842	368,421
Construction & Demolition	48,000	48,000	48,000	48,000	48,000	48,000	48,000	48,000	48,000	48,000	480,000
Total Capacity	123,936	124,296	124,660	125,020	124,474	125,103	125,148	125,460	125,066	124,937	1,248,100

The total land disposal capacity needed from the period of 2022 to 2031 is 1,248,100 cubic yards