

REPORT TO THE
LEGISLATURE

JANUARY 2024

Municipal wastewater infrastructure system needs and costs

More than 800 projects across Minnesota will cost nearly \$6.5 billion.

Legislative charge

Minnesota Stat. § 115.03, subd. 9. Future costs of wastewater treatment; report.

The commissioner shall, by January 15, 1998, and each even-numbered year thereafter, provide the chairs of the house and senate committees with primary jurisdiction over the agency's budget with the following information:

- (1) an updated list of all wastewater treatment upgrade and construction projects the agency has identified to meet existing and proposed water quality standards and regulations;
- (2) an estimate of the total costs associated with the projects listed in clause (1), and the projects' priority ranking under Minnesota R. ch. 7077. The costs of projects necessary to meet existing standards must be identified separately from the costs of projects necessary to meet proposed standards;
- (3) the commissioner's best estimate, developed in consultation with the commissioner of employment and economic development and affected permittees, of the increase in sewer service rates to the residents in the municipalities required to construct the projects listed in clause (1) resulting from the cost of these projects; and
- (4) a list of existing and proposed state water quality standards which are more stringent than is necessary to comply with federal law, either because the standard has no applicable federal water quality criteria, or because the standard is more stringent than the applicable federal water quality criteria.

HIST: 1945 c 395 s 3; 1969 c 9 s 21; 1969 c 931 s 6; 1973 c 374 s 7-9; 1973 c 412 s 12; 1976 c 76 s 1; 1979 c 147 s 1; 1984 c 597 s 41; 1985 c 248 s 70; 1Sp1985 c 13 s 229; 1986 c 444; 1987 c 186 s 15; 1989 c 335 art 1 s 127; art 4 s 33; 1992 c 601 s 2; 1993 c 87 s 1; 1993 c 186 s 8; 1996 c 437 s 9,10; 1996 c 462 s 38; 1997 c 216 s 93; 2000 c 370 s 1; 1Sp2001 c 2 s 120; 2003 c 128 art 1 s 120,121; 1Sp2003 c 4 s 1

Authors

Cara Omana, Municipal Division

Randy Thorson, Municipal Division

Estimated cost of preparing this report (as required by Minn. Stat. § 3.197)

Contributors/acknowledgements

Quinn Carr, Data Analysis Unit

Bill Dunn, Municipal Division

Total staff time: 270 hrs.	\$10,404.00
Production/duplication	\$0
Total	\$10,404.00

The staff team that compiled this legislative report gratefully acknowledges the time and effort that local elected officials, municipal engineers, staff contacts, and consulting engineers dedicated to completing the 2023 Wastewater Infrastructure Needs Survey (WINS).

Minnesota Pollution Control Agency

520 Lafayette Road North | Saint Paul, MN 55155-4194 |

651-296-6300 | 800-657-3864 | Or use your preferred relay service. | Info.pca@state.mn.us

This report is available in alternative formats upon request, and online at www.pca.state.mn.us.

Document number: lrwq-wwtp-1sy24

Contents

- Executive summary** **1**
 - Statewide future infrastructure needs..... 1
 - WINS data summary..... 2
- Introduction** **2**
 - The purpose and scope of this report 2
 - Electronic survey format 2
 - Data sources 3
 - State water quality standards 3
 - Basics of wastewater and wastewater treatment 4
 - Types of infrastructure costs: capital costs, operation, and maintenance costs 4
- Wastewater infrastructure needs and capital costs** **6**
- Residential sewer charges** **8**
 - Variability of residential sewer charges 8
- Wastewater infrastructure needs, household costs, and affordability** **9**
- Asset Management Plans and climate resiliency** **10**
- Appendices**
 - Appendix 1 – Projects
 - Appendix 2 – Clean Water Project Priority List
 - Appendix 3 – Sewer Service Charges and Infrastructure Age Data

Executive summary

This report was prepared by the Minnesota Pollution Control Agency (MPCA) as required by Minn. Stat. § 115.03, subd. 9 to biennially document community wastewater treatment upgrade and construction projects, associated costs, project priority rankings, and residential sewer services charges. As required, this report also discusses state water quality standards that are more stringent than federal law.

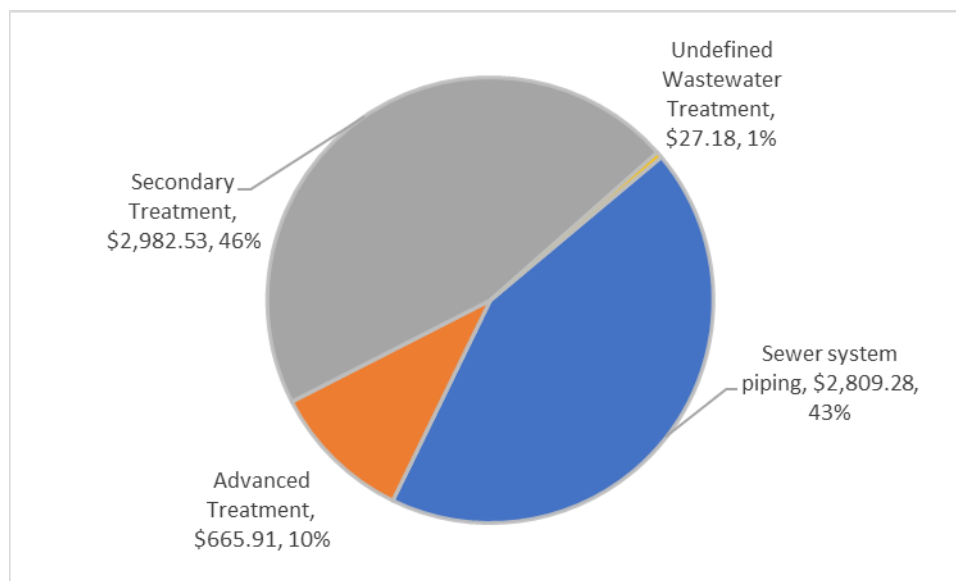
Statewide future infrastructure needs

Minnesota’s communities identified a need for **801 wastewater infrastructure projects** at a cost of **\$6.48 billion dollars**. These projects are necessary to rehabilitate, expand, and improve wastewater sewer systems and treatment facilities to meet current water quality standards and to extend sewer systems to newly developed or existing areas that have wastewater improvement needs.

The data represented in this report do not include unknown costs to meet future permit limits needed to protect human health and the environment. The MPCA is beginning to incorporate permit limits for chloride and sulfate in wastewater permits. Permit limits for PFAS and nitrate are likely to be incorporated within the next few years. These pollutants are difficult and costly to treat in wastewater systems. As such, the wastewater infrastructure cost projections in this report likely underestimate the need we anticipate seeing as regulation of these pollutants moves forward.

The distribution of costs by type of project can be found in Chart 1.

Chart 1: Statewide wastewater infrastructure needs by project type (millions)



Appendices to 2024 Future Wastewater Infrastructure Needs and Capital Costs are bound as a separate document available upon request. The table of contents above briefly describes the Appendices. The report and the appendices will also be available early 2024 at the following location on the MPCA website: <https://www.pca.state.mn.us/about-mpca/legislative-resources>

WINS data summary

Some observations in the data submitted in 2023 include:

- Total projected statewide 20-year future infrastructure need increased by 22% from 2021 to 2023.
- The funding need for wastewater treatment infrastructure work (\$3,675.61 million) is significantly higher than the funding need for sewer system rehabilitation and upgrade (\$2,809.28 million).
- Reported need for secondary treatment projects increased by 77% from the 2021 WINS.
- Small communities more frequently struggle with affordability of infrastructure improvements.
- Aging sewer and wastewater treatment infrastructure continues to be a significant issue. A high percentage of sewer and wastewater treatment systems are near the limit of their expected useful life.
- Of the 583 communities that responded, 247 (42%) reported that they have an Asset Management Plan.
- Of the 583 communities that responded 9% reported that they had used climate projections to identify and plan for future hazards, including more extreme weather events. This was up from 6% in 2021. Of the communities that responded that they had not or did not know if they had used climate projections to identify and plan for future hazards, 28% said they were interested in doing so. This was up from 15% in 2021.

Introduction

The purpose and scope of this report

In accordance with Minn. Stat. § 115.03, subd.9 the MPCA has prepared this report on:

- Future infrastructure needs and capital costs of rehabilitating, improving, and expanding publicly owned wastewater treatment and sewer systems estimated over the next 20 years.
- The affordability of wastewater infrastructure needs and residential costs.

Minnesota's publicly owned wastewater treatment systems are operated according to National Pollution Discharge Elimination System (NPDES)/State Disposal System (SDS) permits issued by the MPCA. The ownership and operation of publicly owned wastewater treatment and sewer systems is the work of approximately 800 Minnesota cities and sanitary districts. Of the latter, Metropolitan Council Environmental Services (MCES) and Western Lake Superior Sanitary District (WLSSD) are the largest in the extent of services provided.

The information included in this report includes data from Minnesota cities and sanitary districts that own or operate wastewater treatment and collection systems that are covered by an NPDES/SDS Permit and that responded to the MPCA's 2023 WINS.

Electronic survey format

WINS was conducted electronically using Snap Survey for a fourth survey cycle. The electronic format of the survey significantly reduces cost and staff time needed to print, mail, and manually manage data and results in better data quality and larger number of responses.

It should be noted that observed trends could be impacted by the understanding and comfort level of communities completing the electronic survey rather than actual changes in “needs.” We will continue to monitor these trends to gain better understanding in what they mean.

Data sources

The data in this report have been acquired from sources including:

The 2023 Wastewater Infrastructure Needs Survey (WINS)

The 2023 WINS was emailed to 845 communities and sanitary districts in June 2023. The survey was completed by 583 (69%) communities by August 17, 2023. Communities that completed the survey identified 585 projects. The list of all projects reported in the 2023 WINS are provided in Appendix 1.

The State Fiscal Year 2024 Project Priority List September 2023

The Clean Water Project Priority List (PPL) is a ranked list of sewer and wastewater treatment construction projects and stormwater projects proposed by communities and sanitary districts seeking financial assistance. Annually, the MPCA creates the PPL by scoring and ranking project proposals according to criteria defined by Minn. R. ch. 7077. The PPL is then used by the Public Facilities Authority (PFA) to award grants and low-interest loans and supplemental affordability or pollutant-based grants to the highest priority projects. The State Fiscal Year (SFY) 2024 PPL is included as Appendix 2 of this Report. For information regarding PFA grants and loans, see <https://mn.gov/deed/pfa/>.

It should be noted that 216 projects were identified on the 2023 PPL did not appear to be reported in the 2023 WINS. The majority of these projects were proposed by communities that do not have a NPDES/SDS permit therefore not sent WINS, or communities that did not respond to the survey. The PPL projects used for this report can be found in Appendix 1.

State water quality standards

Minnesota Stat. § 115.03, subd. 9(4) requires this report list “...existing and proposed state water quality standards which are more stringent than is necessary to comply with federal law, either because the standard has no applicable federal water quality criteria, or because the standard is more stringent than the applicable federal water quality criteria.” While the federal Clean Water Act (CWA) establishes the requirements to develop and implement standards and the procedures for doing so, the adoption of water quality standards that are developed to protect Minnesota’s waters is the responsibility of the state.

In January 2023, Minnesota adopted six site specific criteria for per- and polyfluoroalkyl substances (PFAS).¹ Parameters include PFOS, PFOA, PFHxA, PFBA, PFHxS, and PFBS, and they apply to select lake and river reaches in the Twin Cities Metropolitan Area, most notably Pool II of the Mississippi River. Criteria were developed using methods in state water quality standards rules ([Minn. R. 7050.0217](#)). The need for new PFAS effluent limits will be evaluated for permits upon reissuance.

In July 2023, the MPCA began evaluating the need for new sulfate effluent limits to protect for wild rice. The wild rice sulfate standard was developed in 1973. Methods for evaluating effluent limits were developed in early 2023, following the inclusion of wild rice waters on the 2022 impaired waters list.

¹ <https://www.pca.state.mn.us/business-with-us/site-specific-water-quality-criteria>

Limits will appear in some upcoming permits located upstream of wild rice waters where the effluent concentration exceeds the applicable standards (10 mg/L sulfate). It is also anticipated that many of these upcoming permits will require a variance or schedule of compliance if the treatment alternative is infeasible or time is required for construction, respectively.

Basics of wastewater and wastewater treatment

Wastewater treatment processes range from relatively simple (stabilization ponds) to very complex (activated sludge treatment facilities), but all require careful operation and management to ensure the protection of the receiving water. The wastewater treatment process first screens out debris and separates suspended solids and greases from the wastewater. One or more biological treatment processes are then used to remove dissolved organic matter from wastewater. Together this series of processes is referred to as secondary treatment. Depending on the need to address specific pollutants or improve conditions in receiving waters, advanced treatment may also be required. Advanced treatment typically focuses on one pollutant, such as phosphorous.

For more information on wastewater treatment, see previous WINS Reports or visit the MPCA wastewater website: <https://www.pca.state.mn.us/water/wastewater>.

Infrastructure costs: capital costs, operation, and maintenance costs

While this report focuses on future capital costs, publicly owned wastewater treatment and sewer systems are subject to both capital costs and operation and maintenance costs.

Capital cost increases result from one or more of the following factors:

- Infrastructure rehabilitation and replacement,
- Community growth requiring infrastructure expansion,
- Development of new systems to address wastewater collection and treatment in small communities with wastewater treatment needs, and
- Treatment facility upgrades to meet more restrictive wastewater discharge standards.

Operation and maintenance cost increases are attributable to:

- Changes in operation and maintenance procedures resulting from capital changes,
- Expansion of treatment facility systems and processes,
- Sewer system expansion,
- Increases in costs for personnel, chemicals, and supplies, and
- Changes in operation and maintenance to achieve more restrictive discharge standards.

Capital projects are identified in the report as follows:

- Sewer System Projects; Projects involving the rehabilitation, construction and/or expansion of existing sewer and interceptor systems and projects to correct infiltration and inflow and/or combined sewer overflows. Infiltration and Inflow (I&I) is stormwater and groundwater that enters sanitary sewers through leaks or through illegal connections. Combined Sewer Overflows (CSOs) are discharge points in a sewer system that are utilized to release untreated wastewater to surface waters when the combination of wastewater and stormwater exceeds the capacity of wastewater treatment facilities.

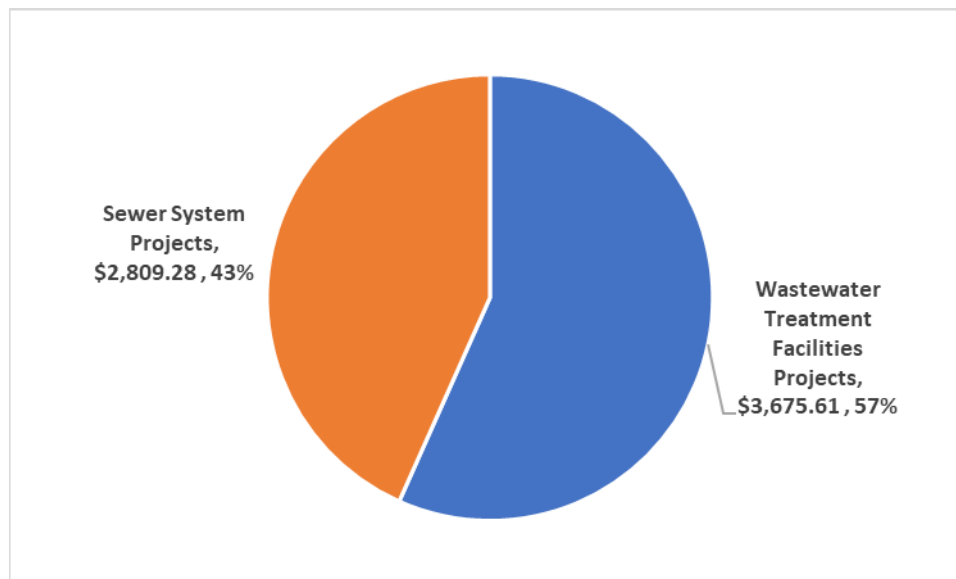
- Wastewater Treatment Projects; Construction, improvement, and expansion of treatment facilities for the secondary and advanced treatment of wastewater to meet water quality standards.

Wastewater infrastructure needs and capital costs

Minnesota’s communities identified a need for **801 wastewater infrastructure projects** at a cost of **\$6.48 billion² dollars**. This section summarizes statewide wastewater infrastructure needs and the resultant capital costs facing Minnesota communities and sanitary districts. The data is compiled from the 2023 WINS and the 2024 PPL, which are included in Appendices 1 and 2.

Wastewater infrastructure project costs are divided between wastewater treatment projects, at 57%, and sewer system projects, at 43%, as indicated in Chart 2.

Chart 2: Statewide wastewater infrastructure funding needs by project type (millions)

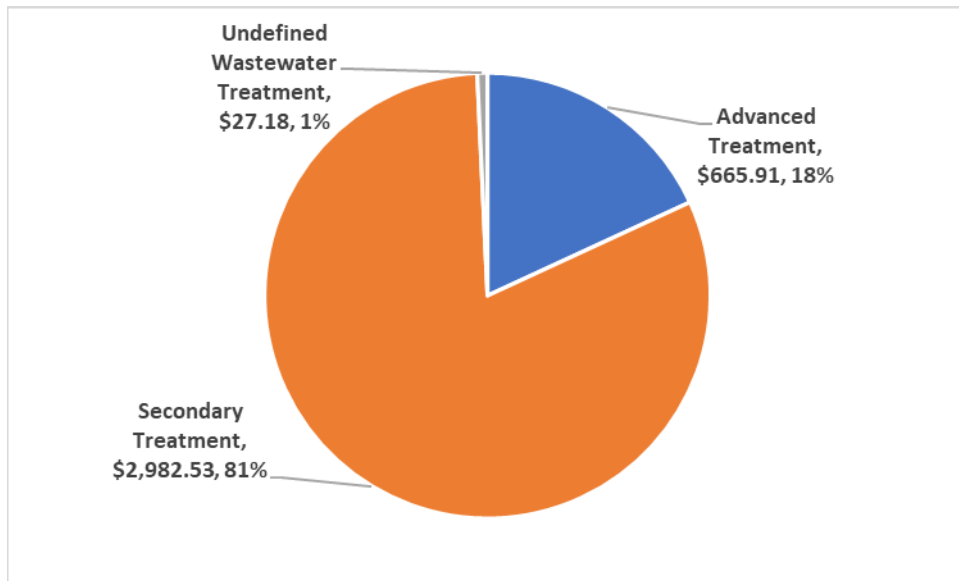


The \$3,675.61 million dollars needed for in wastewater treatment project costs, which include rehabilitation, improvement, and expansion of wastewater treatment facilities, are needed primarily for secondary treatment, at 81% of the total, than for advanced treatment³, as indicated in Chart 3:

² The reported \$6.48 billion (\$6,484.83 million) of overall need of the 2024 Report compares to reported needs of previous years (in millions) as follows: 2022 - \$5,259.65; 2020 - \$4,124.69; 2018 - \$4,990.00; 2016 - \$4,207.66; 2014 - \$3,986.77; 2012 - \$3,658; 2010 - \$4,340; 2008 - \$4,526.57; 2006 - \$3,483.59 and 2004 - \$2,539.28. The large increase in cost from 2004 to 2008 is thought to have been caused by an increase in the number of communities completing WINS and higher quality data.

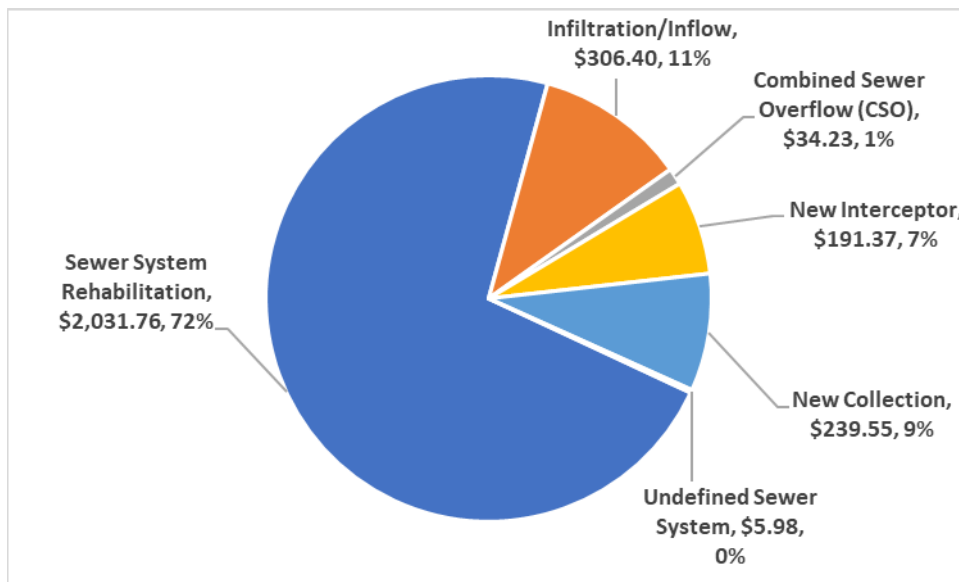
³ For descriptions of secondary and advanced treatment, please see pages 3 and 4.

Chart 3: Distribution of wastewater treatment facility funding need for secondary and advanced treatment (millions)



Of the \$2,809.28 million dollars of sewer system projects to rehabilitate, improve, and expand sewer and interceptor systems, costs are needed primarily for sewer rehabilitation (72%), with lesser need for reducing infiltration and inflow (11%), new collection (9%), and new interceptors (7%), as indicated in Chart 4:

Chart 4: Statewide distribution of sewer system needs by type of sewer project (millions)



Residential sewer charges

Minnesota Stat. § 115.03, subd. 9(3) requires an estimate of the increase in sewer service rates to the residents in the municipalities required to construct wastewater treatment upgrade and construction projects to meet existing and proposed water quality standards and regulations. This cannot be directly estimated based on the information available or gathered in the survey. To determine if sewer rates were potentially impacted by wastewater treatment upgrade and construction projects completed to meet existing and proposed water quality standards, MPCA compared sewer rates reported in 2021 to those reported in 2023 for communities that reported completing a wastewater treatment plant project in 2023. There were four communities that reported user rates with an increase of \$10 or more per month: Detroit Lakes, Houston, Lanesboro, and Montevideo. For Detroit Lakes and Houston, reported household costs are greater than 1.4% of median household income (MHI) in these communities.

Responding to the 2023 WINS, 520 communities identified what they charged for sewer service for an average or typical residential connection at an assumed volume of 5,000 gallons per month. Table 1 provides various statistical parameters for average monthly residential sewer charges in Greater Minnesota and in the MCES Service Area. Greater Minnesota charges are reported by a series of population ranges. The sewer charges of individual communities as reported in response to WINS and used to create Table 1 are listed in Appendix 3.

Table 1: Average monthly residential sewer charges for Greater Minnesota and the MCES Service Area, based on 5,000 gal/day usage.

Monthly Residential Sewer Charge					
Greater Minnesota					
Community Population	Average	Median	High	Low	Range
Under 500	\$44.00	\$40.00	\$163.00	\$11.00	\$152.00
500 to 999	\$42.00	\$39.50	\$162.00	\$3.00	\$159.00
1,000 to 2,499	\$49.00	\$45.00	\$129.00	\$14.00	\$115.00
2,500 to 4,999	\$43.00	\$42.50	\$112.00	\$5.00	\$107.00
5,000 to 9,999	\$53.00	\$49.50	\$150.00	\$24.00	\$126.00
10,000 to 24,999	\$39.00	\$37.00	\$64.00	\$22.00	\$42.00
25,000 and over	\$38.00	\$37.00	\$50.00	\$24.00	\$26.00
MCES Service Area (all communities)					
	Average	Median	High	Low	Range
	\$43.00	\$35.00	\$150.00	\$17.00	\$133.00

Variability of residential sewer charges

The range of sewer charges collected by Minnesota communities is considerable. Orono, Morris, Clear Lake, New Germany, and Birch Point Service District had the highest reported residential sewer charges and each collected \$150 or more monthly as compared to several communities that charge \$10 or less monthly. For a discussion on the factors that help to account for the variability of charges, please see pages 18-19 of the 2020 WINS report: <https://www.pca.state.mn.us/sites/default/files/lrwq-www-1sy20.pdf>

Wastewater infrastructure needs, household costs, and affordability

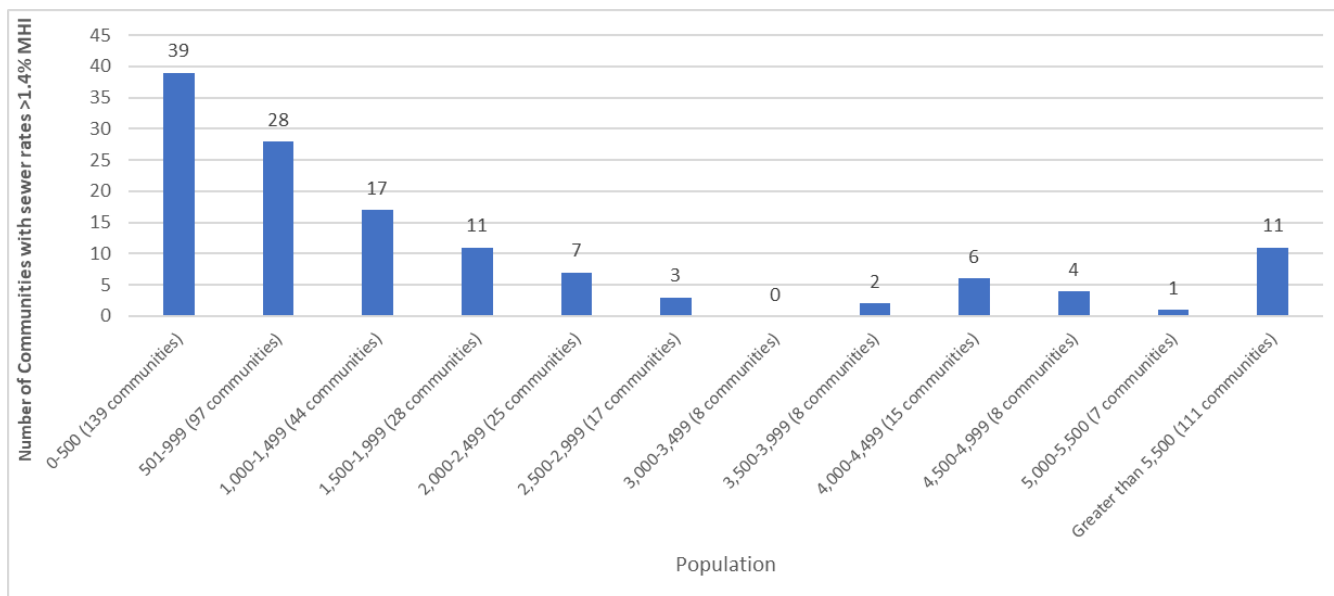
This section provides summary information on household costs and a comparative measure of affordability of wastewater infrastructure projects, in accordance with Minn. Stat. § 115.03, subd. 9(3).

Currently, the cost of infrastructure upgrades and ongoing operation and maintenance are the responsibility of the communities and their rate payers. As a result, less populous communities frequently struggle to afford wastewater infrastructure and treatment – they lack the economies of scale that help keep costs down in cities with large populations. The PFA uses 1.4% of MHI as a wastewater costs affordability index for Minnesota communities.

Chart 5 shows the number of communities in each population group that reported household costs greater than 1.4% of MHI. Costs are based on annual average residential sewer services charges, which encompass a community's infrastructure project costs and annual operation and maintenance costs. Household costs are presented as a percentage of annual MHI (2015 American Community Survey [ACS]). Sanitary sewer districts and other communities not listed in the 2015 ACS were not included in this analysis.

As indicated, smaller communities are more often above the affordability index than larger communities. Of the 507 communities that provided sewer rate data, 30% (84 out of 280) of communities with populations less than 1,500 reported rates above the affordability index in comparison to 20% (45 out of 227) being above the affordability index for communities with populations greater than 1,500. The sewer charges of individual communities as reported in response to WINS and used to create Chart 5 are listed in Appendix 3.

Chart 5: Number of communities with wastewater costs greater than 1.4% of MHI, according to population

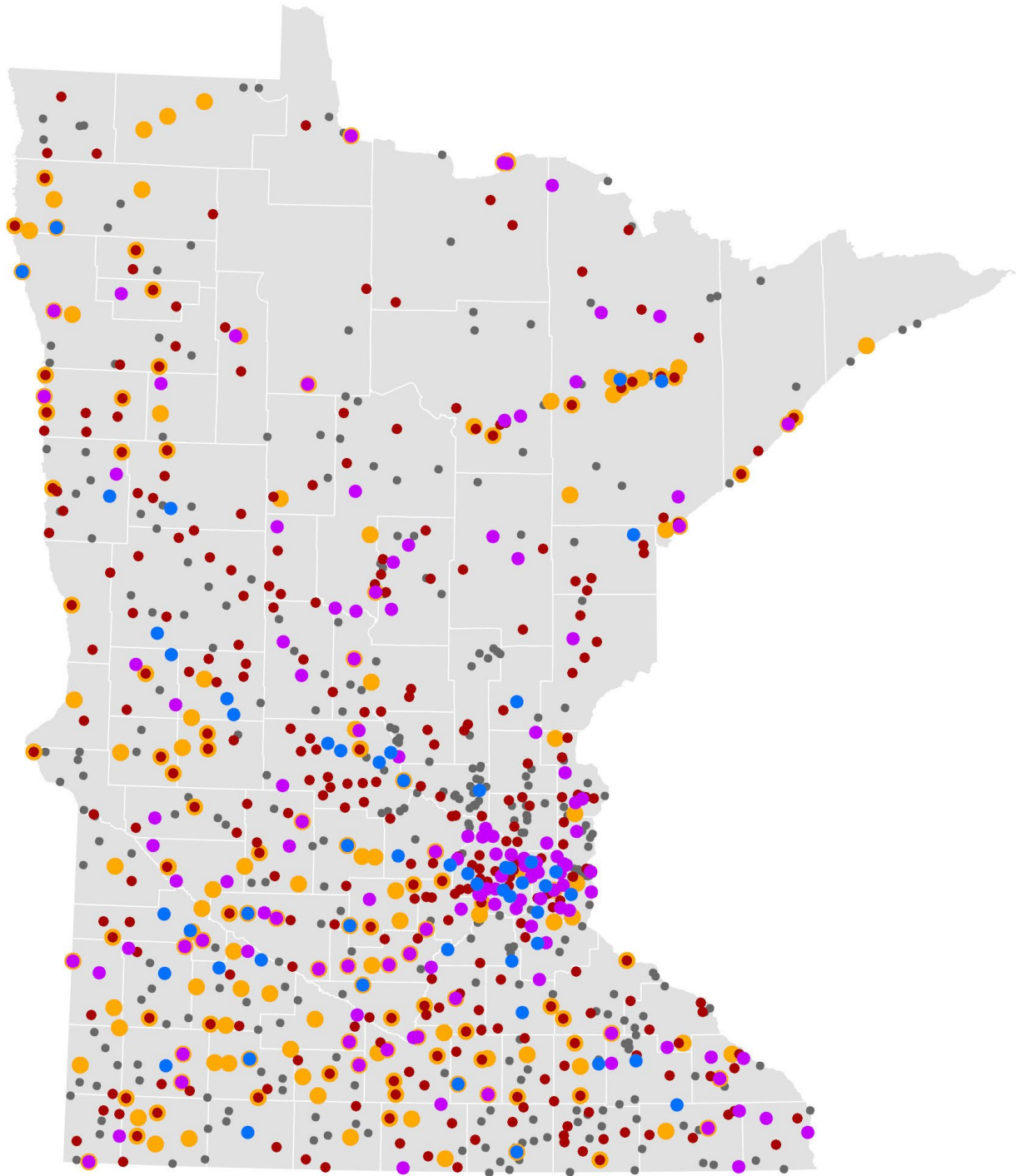


Asset Management Plans and climate resiliency

Asset management planning is one means of better recognizing and managing future needs. Asset management planning involves carefully maintaining, monitoring, and systematically replacing system components to gain the efficiencies of maximum useful life. Smaller communities are less likely to have the resources required to have a robust Asset Management Plan. Of the 583 communities that submitted WINS, 247 (42%) reported that they have an Asset Management Plan.

Questions were added to the 2023 WINS to assess measures Minnesota communities have implemented to prepare for climate change and increased wet weather events. Only 9% reported that they had used climate projections to identify and plan for future hazards, including more extreme weather events. Of the communities that responded that they had not or did not know if they had used climate projections to identify and plan for future hazards, 28% said they were interested in doing so. Figure 1 shows the location of Minnesota communities that experience wet weather-related releases in comparison to who has a completed climate resiliency plan. There are a significant number of communities that experience wet weather-related releases and do not have a climate resilience plan completed. This indicates a large need to support future community efforts in developing climate resilience assessments, planning, and implementation.

Figure 1: Communities with climate resiliency plans and wet weather releases since 2020.



- Community with climate plan
- Community interested in climate plan
- Community not interested in climate plan
- Municipal wet weather incident since 2020
- Wastewater treatment plants without WINS responses

Community Name	Type of Project	Name of Project	Anticipated date of construction	Total estimated project cost	Currently on PPL	PPL number	Intend to put on PPL
Aitkin	Sewer System Project	1st Avenue NE Utility Improvements	2014	890000	No		No
Aitkin	Sewer System Project	3rd Street NW Utility Improvements	2022	2400000	No		Yes
Aitkin	Sewer System Project	Industrial Park/NE Sewer Improvements (County 54)	2022	892000	No		Yes
Albany	Sewer System Project	SCADA Radio and PLC Replacement	2024	30000	No		No
Albany	Wastewater Treatment Facility Project	Pond Dredging of Biosolids and Land Application	2030	500000	No		No
Albert Lea	Sewer System Project	Smoke Test Sanitary Sewer	2023	1500000	No		Yes
Albert Lea	Sewer System Project	Rebuild Pumps at Plainview	2023	20000	No		No
Albert Lea	Sewer System Project	Installation of Filters on Force Main	2027	80000	No		No
Albert Lea	Sewer System Project	Slip Line Blackmere and Channel	2023	300000	No		No
Albert Lea	Sewer System Project	Garfield Lift Station Force Main Replacement	2024	300000	No		No
Albert Lea	Sewer System Project	Slipline Horseshoe Sanitary Sewer	2024	315000	No		No
Albert Lea	Sewer System Project	Replace Sanitary Sewer under S Broadway Tracks	2022	150000	No		No
Albert Lea	Sewer System Project	TH65 to 6th St & St Johns Ave Sewer Line Replacement	2023	600000	No		No
Albert Lea	Sewer System Project	East Side Sewer System Upgrades	2025	3000000	No		No
Albert Lea	Sewer System Project	W 9th/Lincoln Avenue Sewer	2025	180000	No		No
Albert Lea	Sewer System Project	Sanitary Sewer Slip Lining Program	2023	1500000	No		No
Albert Lea	Sewer System Project	Lift Station Pump Rebuilding Project	2025	250000	No		No
Albert Lea	Sewer System Project	102 James Avenue Lift Station VFD Replacement	2023	80000	No		No
Albert Lea	Sewer System Project	New Public Works Facility Garage - Phase 2	2025	6750000	No		No
Albert Lea	Sewer System Project	Concrete Street Rehabilitation	2025	1400000	No		No
Albert Lea	Sewer System Project	Neighborhood and State Aid Overlay Program	2025	2500000	No		No
Albert Lea	Sewer System Project	WWTP Property Acquisition	2024	400000	No		No
Albert Lea	Wastewater Treatment Facility Project	Annual Rehabilitation & Maintenance	2037	26838500	No		No
Albert Lea	Wastewater Treatment Facility Project	Secondary Treatment - Phosphorous Removal	2025	19298250	Yes	280817	
Albert Lea	Wastewater Treatment Facility Project	Digested Sludge Thickening Improvements	2029	1550000	Yes	280817	
Albert Lea	Wastewater Treatment Facility Project	WWTP Electrical Improvements	2025	4000000	Yes	280817	
Albert Lea	Wastewater Treatment Facility Project	Hot Water System Improvements	2026	3975000	Yes	280817	
Albert Lea	Wastewater Treatment Facility Project	Praeeration Tank Improvements	2026	1100250	Yes	280817	
Albert Lea	Wastewater Treatment Facility Project	Primary Treatment Improvements	2025	3456000	Yes	280817	
Albert Lea	Wastewater Treatment Facility Project	Secondary Treatment Improvements for Total Nitrogen Removal	2035	4100000	Yes	280817	
Albert Lea	Wastewater Treatment Facility Project	Utility Water System Improvements	2027	250000	Yes	280817	
Albert Lea	Wastewater Treatment Facility Project	UV System Replacement	2026	3800000	Yes	280817	
Albert Lea	Wastewater Treatment Facility Project	Effluent Filter Replacement	2027	18852750	Yes	280817	
Albert Lea	Wastewater Treatment Facility Project	WWTP Septic Receiving Station/Grit Building Renovation	2022	4675800	Yes	280817	
Albert Lea	Sewer System Project NEW	Eastside Sewer Upgrades	2025	3000000	No		Yes
Albert Lea	Sewer System Project NEW	W 9th Lincoln Ave. sewer replacement	2026	180000	No		Yes
Albert Lea	Sewer System Project NEW	S. Broadway Sewer Replacement	2024	150000	No		Yes
Albert Lea	Sewer System Project NEW	Main Lift Station Pump Rebuild	2027	70000	No		Yes
Albert Lea	Sewer System Project NEW	Garfield Lift Station Force Main Replacement	2024	300000	No		Yes
Albert Lea	Sewer System Project NEW	Smoke Test Sanitary Sewer	2024	125000	No		Yes
Albert Lea	Sewer System Project NEW	Lift Station Pump Rebuilding Program	2024	250000	No		Yes
Albert Lea	Sewer System Project NEW	TH 65 to 6th St. John Sewer Line Replacement	2024	600000	No		Yes
Albert Lea	Sewer System Project NEW	Sanitary Sewer Sliplining Program	2024	1500000	No		Yes
Albert Lea	Sewer System Project NEW	250 KW Generator Unit 701 Replacement	2027	90000	No		Yes
Albert Lea	Sewer System Project NEW	Installation of filters on force main	2027	80000	No		Yes
Albert Lea	Wastewater Treatment Facility Project NEW	Heating, Drying and Biosolids Improvements	2027	19608750	Yes	280817	
Albert Lea	Wastewater Treatment Facility Project NEW	Septic Receiving Station and Project Design	2025	1694250	Yes	280817	
Albert Lea	Wastewater Treatment Facility Project NEW	1000 Gallon Fuel Tank Replacement	2024	8000	Yes	280817	
Albert Lea	Wastewater Treatment Facility Project NEW	General Building Rehab and Roof replacement	2025	4360500	Yes	280817	
Alexandria Lakes Area Sanitary District	Wastewater Treatment Facility Project NEW	WW Reclamation Facility	2026	7000000	Yes	280817	
Annapdale	Wastewater Treatment Facility Project	WWTP Upgrade	2026	12000000	Yes	280658	
Annapdale	Wastewater Treatment Facility Project	Annapdale-Maple-Lake-Howard Lake Waste Water Commission Plant upgrade	2023	12000000	No		Yes
Arden Hills	Sewer System Project NEW	Lift Station 5 Forcemain Rehabilitation	2024	650000	No		Yes
Arvington	Sewer System Project NEW	2024 Street Improvement Project	2024	7801282	No		Yes
Audubon	Sewer System Project NEW	3rd Street Reconstruction	2025	720000	No		Yes
Aurora	Sewer System Project NEW	West 1st Ave North	2024	2015930	No		Yes
Aurora	Wastewater Treatment Facility Project NEW	FILTER UPGRADE - MERCURY REMOVAL	2	17000000	Yes	280694	
Aurora	Wastewater Treatment Facility Project NEW	Mercury Removal Project	2	15000000	Yes	280694	
Aurora	Wastewater Treatment Facility Project	Aurora Wastewater Treatment Facility Improvements	2025	14000000	Yes	280394	
Austin	Sewer System Project	Sector 1&I Infrastructure Improvements	2024	225000	No		No

Community Name	Type of Project	Name of Project	Anticipated date of construction	Total estimated project cost	Currently on PPL	PPL number	Intend to put on PPL
Austin	Sewer System Project	Force main replacement - Hope Street	2025	1400000	No		No
Austin	Sewer System Project NEW	Cedar River Siphons	2024	1100000	No		No
Austin	Sewer System Project NEW	Dobbins Creek Trunk Sewer Lining	2024	1000000	No		No
Austin	Sewer System Project NEW	8th Avenue SE Main Relocation	2025	300000	No		No
Austin	Sewer System Project NEW	Ellis Ditch Sewer Main Repairs	2025	350000	No		No
Austin	Sewer System Project NEW	NE Wildwood Park Backyard Sewer Lining	2025	400000	No		No
Austin	Sewer System Project NEW	SW Sterling Backyard Sewer Lining	2025	375000	No		No
Austin	Sewer System Project NEW	Southwest Trunk Sewer Repairs (12th St SW)	2026	825000	No		No
Austin	Sewer System Project NEW	Southeast Collector Trunk Sewer Lining	2026	1000000	No		No
Austin	Sewer System Project NEW	South Main Street Trunk Main	2027	2000000	No		No
Austin	Sewer System Project NEW	Cook Farm Lift Station Force Main Extension	2027	225000	No		No
Austin	Sewer System Project NEW	Institute Lift Station Construction	2024	2400000	No		No
Austin	Sewer System Project NEW	Eliminate Hartson-Schlesner Lift Station	2025	275000	No		No
Avon	Sewer System Project NEW	1st Street SE	2024	0	No		No
Bagley	Sewer System Project	Bagley PER wastewater improvements	2024	6000000	No		No
Bagley	Sewer System Project	2021 PER Sewer Replacement	2024	6000000	No		No
Bagley	Sewer System Project	Industrial Park Utility Expansion	2025	2000000	No		No
Belle Plaine	Sewer System Project NEW	Downtown Street Project	2023	792000	No		Yes
Bellechester	Sewer System Project NEW	Sewer Main Lining and Repair	2023	1800000	No		No
Bellechester	Wastewater Treatment Facility Project NEW	Sewer Main Lining and Repair	2023	1800000	No		No
Bemidji	Wastewater Treatment Facility Project	Secondary Clarifier Expansion Project	2024	8035000	No		No
Bemidji	Wastewater Treatment Facility Project	Primary Clarifier Reconstruction	2026	1200000	No		No
Bemidji	Wastewater Treatment Facility Project	Sludge Storage Tank with mixer	2025	1700000	No		No
Bemidji	Wastewater Treatment Facility Project NEW	Prelim Bldg Makeup Air Unit	2027	240000	No		No
Bemidji	Wastewater Treatment Facility Project NEW	Heat Pump Replacement	2024	350000	No		No
Big Lake	Wastewater Treatment Facility Project NEW	Wastewater Treatment Expansion and Improvements Project	2025	40000000	Yes	280831	
Bigfork	Wastewater Treatment Facility Project NEW	main lift generator and panel replacement, retention pond valves replacement / and pond road rehab	2025	10000	No		Yes
Birchwood	Sewer System Project NEW	Wildwood Lift Station Replacement	2024	1000000	No		Yes
Blooming Prairie	Sewer System Project NEW	HWY 218 Utility Reconstruction	2025	634000	No		Yes
Blooming Prairie	Wastewater Treatment Facility Project NEW	Waste Water Treatment Plant Update	2026	125000	No		No
Borup	Sewer System Project NEW	WW22853	2022	1812940	No		No
Braham	Sewer System Project	Braham	2024	10000000	Yes	280720	
Brainerd	Sewer System Project NEW	Main Lift Station Improvements	2025	8000000	No		Yes
Breckenridge	Sewer System Project	Sanitary Sewer Rehabilitation	2021	1500000	No		Yes
Brooklyn Center	Sewer System Project	Humboldt Avenue N. (53rd to 57th) Reconstruction	2027	620000	No		No
Brooklyn Center	Sewer System Project	Lift Station 9 Force Main Replacement	2024	418000	No		No
Brooklyn Center	Sewer System Project	Freeway and Highway Utility Crossing Replacement	2027	250000	No		No
Brooklyn Center	Sewer System Project	Lift Stations #3	2026	350000	No		No
Brooklyn Center	Sewer System Project	Orchard Lane East Improvements	2024	2000000	No		No
Brooklyn Center	Sewer System Project	Orchard Lane West Area Improvements	2025	2500000	No		No
Brooklyn Center	Sewer System Project NEW	IS#4 Rehabilitation	2023	400000	No		No
Brooklyn Park	Sewer System Project	Final Growth Area 2019-2039 Build-Out	2025	4000000	No		No
Browerville	Sewer System Project NEW	Creamery Ave	2024	2176448	Yes	280850	
Browerville	Wastewater Treatment Facility Project	Wastewater Treatment Facility Improvements	2029	7500000	Yes	272617	
Browns Valley	Wastewater Treatment Facility Project NEW	Stabilization Pond Transfer Piping Repair	2024	100000	No		No
Buffalo	Sewer System Project	Sewer Lining - 5 Year CIP	2024	1500000	No		No
Buffalo	Sewer System Project	Capital Improvement Plan	2024	4300000	No		No
Burnsville	Sewer System Project NEW	Savage Lift station Rehab 2024	2024	1300000	No		No
Burnsville	Sewer System Project NEW	2023 Sanitary Sewer Rehab	2023	727000	No		No
Burnsville	Sewer System Project NEW	Maple Island Small lift station	2025	500000	No		No
Burnsville	Sewer System Project NEW	2024 Sanitary Sewer Rehabilitation	2024	749000	No		No
Byron	Wastewater Treatment Facility Project NEW	WWTF Pretreatment Improvements	2024	820000	No		No
Caledonia	Sewer System Project NEW	Caledonia 2023 Street and Utility Improvements	2023	1110000	No		No
Cambridge	Sewer System Project	2030 Street Project	2030	446000	No		No
Cambridge	Sewer System Project	2024 Street Project	2024	166000	No		No
Cambridge	Sewer System Project	2026 Street Project	2026	1466000	No		No
Cambridge	Sewer System Project	2028 Street Project	2028	191000	No		No
Cambridge	Sewer System Project	2030 Street Project	2030	186000	No		No
Cambridge	Sewer System Project	2032 Street Project	2032	155000	No		No
Cambridge	Sewer System Project NEW	2025 Street Improvements	2025	656000	No		No

Community Name	Type of Project	Name of Project	Anticipated date of construction	Total estimated project cost	Currently on PPL	PPL number	Intend to put on PPL
Cambridge	Sewer System Project NEW	South Main Lift Station Rehab	2028	600000	No		No
Cambridge	Wastewater Treatment Facility Project	Effluent Filter Media Replacement	2025	60000	No		No
Cambridge	Wastewater Treatment Facility Project	Dystore Cover Replacement	2030	500000	No		No
Cannon Falls	Sewer System Project NEW	Sewer Crossing at 3rd St.	2023	528000	Yes	280559	
Cascade Twp	Sewer System Project NEW	Cascade Township SSD - Portland Court / 55th Street Sewer Extension	2028	250000	No		No
Cass Lake	Sewer System Project NEW	2025 Sewer Project	2025	464875	Yes	280605	
Cass Lake	Wastewater Treatment Facility Project	WWTF Expansion	2025	750000	No		Yes
Chaska	Sewer System Project NEW	Creek Road Sanitary Sewer	2023	14000000	No		No
Chisholm	Sewer System Project NEW	5th Street South Infrastructure Replacement Project	2024	2010000	Yes	280899	
Clarks Grove	Sewer System Project NEW	Lift stations	2024	2000000	No		Yes
Clarks Grove	Sewer System Project NEW	Sanitary rehab	2025	10000000	No		Yes
Clear Lake - Clearwater Sewer Authority	Wastewater Treatment Facility Project NEW	MBR #2 cassette membrane replacement	2023	156700	No		No
Cloquet	Sewer System Project NEW	2023 sewer lining	2023	150000	No		No
Cloquet	Sewer System Project NEW	Sewer Camera and Trailer	2024	60000	No		No
Cloquet	Sewer System Project NEW	22nd Street reconstruction - Prospect to Washington	2024	201000	No		No
Cloquet	Sewer System Project NEW	Armory Road	2024	67000	No		No
Cloquet	Sewer System Project NEW	17th Street - Selmsier to Prospect	2025	117000	No		No
Cloquet	Sewer System Project NEW	Prospect Ave - 3rd to 9th	2026	255000	No		No
Cohasset	Sewer System Project	Collection System Expansion	2025	1500000	No		Yes
Coleraine	Sewer System Project	Gordon Ave Sanitary Sewer Reconstruction	2025	855500	No		Yes
Coleraine	Sewer System Project	Hawkins Ave Street and Utility Reconstruction	2025	350000	No		No
Coleraine, Bovey, Taconite Joint Wastewater Commission	Sewer System Project NEW	Effluent forcemain rehabilitation	2024	122780	No		No
Cologne	Sewer System Project NEW	Cured-In-Place-Pipe Lining	2025	150000	No		No
Columbia Heights	Sewer System Project	Sullivan Lake LS Rehabilitation	2026	2000000	No		No
Columbia Heights	Sewer System Project	Inflow and Infiltration reduction 2020-2030 (not lining)	2024	500000	No		No
Columbia Heights	Sewer System Project	Sanitary Sewer Lining 2020-2030	2024	500000	No		No
Columbia Heights	Sewer System Project	2022-2023 44th Ave Sewer Expansion	2025	2100000	No		No
Columbia Heights	Sewer System Project NEW	4300 Central Avenue NE Lift Station and Forcemain	2024	2500000	No		No
Comstock	Sewer System Project NEW	Wastewater Treatment System Improvements	2024	500000	No		Yes
Comstock	Wastewater Treatment Facility Project NEW	Wastewater Treatment System Improvements	2024	4500000	No		Yes
Comstock	Wastewater Treatment Facility Project NEW	Wastewater Treatment Pond Rehabilitation	2024	4500000	No		No
Cosmos	Sewer System Project	2021 Cosmos Street and Utility Reconstruction Project	2024	12000000	Yes	280696	
Cottage Grove	Sewer System Project	East Point Douglas Road & Jamaica Avenue Trunk Sewer Lining	2024	1000000	No		No
Cottonwood	Sewer System Project NEW	Wastewater Improvement Project	2024	7607481	Yes	280732	
Dawson	Wastewater Treatment Facility Project	Wastewater Treatment Facility Improvements	2027	4000000	Yes	280652	
Dayton	Sewer System Project NEW	Territorial Road Improvements	2024	350000	No		No
Deephaven	Sewer System Project NEW	Sewer Main Repair Project	2023	576000	No		No
Delhi	Sewer System Project NEW	Infrastructure improvements	2024	1520000	No		Yes
Delhi	Sewer System Project NEW	Infrastructure improvements	2024	588000	No		Yes
Detroit Lakes	Sewer System Project NEW	Terry Street and Dandrew Subdivision	2023	467000	No		No
Detroit Lakes	Sewer System Project NEW	Downtown Street & Utility Reconstruction - Frazee Street, Front Street, Holmes Street, Lake Avenue	2024	1168000	No		Yes
Detroit Lakes	Sewer System Project NEW	Summit Avenue	2023	587000	No		No
Detroit Lakes	Sewer System Project NEW	Central Street - Street & Utility Recon. (Washington Ave to Roosevelt Ave)	2026	814000	No		Yes
Detroit Lakes	Sewer System Project NEW	Campbell Avenue and Linden Lane 2023	2023	2379500	Yes	280717	
Detroit Lakes	Sewer System Project NEW	Davis Avenue - Street & Utility Recon. (MN Hwy 34 to Main St)	2026	570000	No		Yes
Detroit Lakes	Sewer System Project NEW	Bowling Ave (Hwy 34 - Hwy 10), Main Street & Union Street (Washington Ave to Roosevelt Ave)	2027	2672000	No		Yes
Detroit Lakes	Wastewater Treatment Facility Project NEW	Chloride reduction project	2023	500000	No		Yes
Duluth	Sewer System Project NEW	2022 CIPP	2022	1200000	No		No
Duluth	Sewer System Project NEW	2023 Citywide CIPP	2023	1950000	No		No
Eagle Bend	Sewer System Project NEW	Phase 5 Street & Utility Project	2024	2000000	Yes	280278	
East Gull Lake	Wastewater Treatment Facility Project	Pond Decommissioning	2024	5900000	Yes	280555	
Eden Prairie	Sewer System Project	Backup Generator for Lift Stations, Project #277131	2027	200000	No		No
Eden Prairie	Sewer System Project	CSAH 1 (Shelland Road to Carver County), Project PE-8015	2029	100000	No		No
Eden Prairie	Sewer System Project	Lift Station Controls Upgrade - Phase III, Project #337131	2023	260000	No		No
Eden Prairie	Sewer System Project	Flying Cloud Drive (Shady Oak to Washington Ave), Project # 99-5488	2035	100000	No		No
Eden Prairie	Sewer System Project	N-S Road in Town Center (SWLRT Station to Technology Dr.), Project # PE-MCA-8080	2036	65000	No		No
Eden Prairie	Sewer System Project	N-S Road in Town Center (Singtree to LRT Station), Project # PE-MCA 8075 (may be duplicate)	2036	65000	No		No
Eden Prairie	Sewer System Project NEW	Willow Creek Road Bridge/Culvert Replacement with Sanitary Sewer, Project #21811	2023	30000	No		No
Eden Prairie	Sewer System Project NEW	Washington Ave. Sewer Lining, Phase I, Project # 237120	2024	291750	No		No
Eden Prairie	Sewer System Project NEW	Homeward Hills Road Sewer Lining, Project # 247120	2024	940000	No		No

Community Name	Type of Project	Name of Project	Anticipated date of construction	Total estimated project cost	Currently on PPL	PPL number	Intend to put on PPL
Eden Prairie	Sewer System Project NEW	Willow Creek Road Street & Utility Improvements, Project PE-8148	2026	650000	No		No
Eden Prairie	Sewer System Project NEW	Valley Road Street & Utility Improvements, Project # PE-8009	2030	620000	No		No
Eden Valley	Sewer System Project NEW	Washington Avenue Sewer Lining, Phase II, Project # 257120	2025	927000	No		No
Edgerton	Sewer System Project NEW	edgerton cip	2023	6300000	Yes	280735	
Edina	Sewer System Project	Sanitary Trunk Capacity Expansion, York Segments 2-3	2024	2500000	No		No
Edina	Sewer System Project	Sanitary Trunk Capacity Expansion, York Segment 4 & Fairview	2024	3000000	No		No
Elbow Lake	Sewer System Project NEW	2024 Sanitary Sewer System Improvements	2024	700000	Yes	280549	
Ellsworth	Wastewater Treatment Facility Project NEW	Liftstation rehab	2024	80000	No		No
Ely	Sewer System Project	Ely i&i Reduction	2025	3000000	Yes	279120	
Ely	Wastewater Treatment Facility Project NEW	Water Treatment Plant Backwash Waste Tank Improvements	2026	1500000	No		Yes
Evansville	Wastewater Treatment Facility Project NEW	Wastewater System Improvements 2023	2024	835000	Yes	280815	
Eveleth	Sewer System Project NEW	West Eveleth Sanitary Sewer Force Main Replacement	2024	455171	Yes	280833	
Fairmont	Sewer System Project	Annual Capital Improvement Program	2024	18800000	Yes	280685	
Faribault	Sewer System Project	Sanitary Sewer Lining	2024	750000	No		No
Faribault	Sewer System Project	STCON-23	2023	531000	No		No
Faribault	Sewer System Project	SWR-21 TH3 (20th ST NW) Trunk Sewer Replacement	2023	1100000	No		No
Faribault	Sewer System Project NEW	ST CON 23	2023	531100	No		No
Faribault	Sewer System Project NEW	STCON-24	2024	903000	No		No
Faribault	Sewer System Project NEW	STCON-25	2025	180000	No		No
Faribault	Sewer System Project NEW	STCON-26	2026	258750	No		No
Faribault	Sewer System Project NEW	STCON-27	2027	303000	No		No
Faribault	Sewer System Project NEW	SWR-24	2024	500000	No		No
Faribault	Sewer System Project NEW	SWR-25	2025	250000	No		No
Faribault	Sewer System Project NEW	SWR-26	2026	250000	No		No
Faribault	Sewer System Project NEW	SWR-27	2027	250000	No		No
Farmington	Sewer System Project NEW	Annual Sanitary Sewer Lining	2024	1250000	No		No
Fergus Falls	Sewer System Project NEW	Capital Improvement Plan	2023	5975000	No		No
Floodwood	Sewer System Project NEW	replacement /expansion of waste water infrastructure	2025	500000	No		Yes
Floodwood	Wastewater Treatment Facility Project NEW	Liftstation	2025	600000	No		No
Fosston	Wastewater Treatment Facility Project NEW	Wastewater Facility Expansion	2025	14000000	Yes	280683	
Frazee	Sewer System Project NEW	East Main Avenue Reconstruction	2024	520000	Yes	280826	
Fulda	Sewer System Project NEW	Fulda Infrastructure Improvement Project - Wastewater collection system	2025	18243000	Yes	280724	
Fulda	Sewer System Project NEW	Fulda WWTP & Lift Station Improvements	2025	1119100	Yes	280724	
Gilman	Wastewater Treatment Facility Project NEW	State Aid Benton County Road #3 and #5 reconstruction, replacement of 60 year old sanitary sewer lines	2024	7100000	No		Yes
Glacial Lakes Sanitary Sewer and Water District	Wastewater Treatment Facility Project	WWTP Phase 2 Rehab	2024	13500000	Yes	280561	
Glacial Lakes Sanitary Sewer and Water District	Wastewater Treatment Facility Project NEW	Phase II	2024	13500000	Yes	280637	
Golden Valley	Sewer System Project	Infrastructure Renewal Plan	2026	1500000	No		No
Golden Valley	Sewer System Project	Zenith Avenue Reconstruction	2025	3000000	No		No
Golden Valley	Sewer System Project	PMP	2023	2600000	No		No
Golden Valley	Sewer System Project	I-394 Inflow/Infiltration Project	2023	1500000	No		No
Golden Valley	Sewer System Project	Sanitary Sewer Lining (I) Reduction	2023	2200000	No		No
Golden Valley	Sewer System Project	T.H. 55 Lift Station Relocation	2024	1200000	No		Yes
Goodhue	Sewer System Project	Sanitary District	2025	18000000	Yes	280820	
Grand Rapids	Sewer System Project NEW	Sylvan Bay reconstruct	2023	1255111	No		No
Grasston	Sewer System Project	Grasston	2023	1	No		Yes
Grasston	Sewer System Project	Treatment Facility Improvements	2023	2	No		No
Grasston	Wastewater Treatment Facility Project	Treatment Facility Improvements	2026	753000	No		Yes
Hamburg	Sewer System Project	Regionalize with Norwood-Young America & Service area Expansion	2030	3000000	No		Yes
Henning	Sewer System Project NEW	lift station replacement	2025	1500000	No		No
Henning	Wastewater Treatment Facility Project NEW	Inman lift station	0	0	No		No
Hill City	Sewer System Project NEW	Forcemain Reroute	2025	320000	No		Yes
Hill City	Wastewater Treatment Facility Project NEW	Wastewater Pond Control Structure Project	2024	100000	No		No
Hinckley	Sewer System Project NEW	Lift Station 2 Rehab	2024	130000	No		No
Hinckley	Wastewater Treatment Facility Project NEW	Aeration Basins- Aerator Replacement	2025	212650	No		Yes
Holdingford	Sewer System Project NEW	lift station replacement	2025	1000000	No		Yes
Houston	Sewer System Project	Jackson Street sanitary sewer reconstruction	2033	2300000	Yes	280585	
Houston	Sewer System Project	Spruce Street sanitary sewer rehabilitation	2025	680000	Yes	280585	
Howard Lake	Sewer System Project NEW	Howard Lake Phase 2 Utility Improvements	2024	2400000	Yes	279880	
Hutchinson	Sewer System Project NEW	Industrial Park Eastward Expansion	2035	10000000	No		Yes
Hutchinson	Wastewater Treatment Facility Project NEW	Biosolids Handling Improvements	2024	2500000	No		No

Community Name	Type of Project	Name of Project	Anticipated date of construction	Total estimated project cost	Currently on PPL	PPL number	Intend to put on PPL
Hutchinson	Wastewater Treatment Facility Project NEW	Phosphorus reduced limit capital improvement	2026	5000000	No		Yes
Hutchinson	Wastewater Treatment Facility Project NEW	20 year WWTF CIP for facility improvements	2023	70000000	No		No
International Falls	Sewer System Project NEW	Riverview Boulevard East	2024	4329000	No		No
International Falls	Sewer System Project NEW	Lift Stations Rehab	2025	3000000	No		Yes
International Falls	Sewer System Project NEW	Riverview Boulevard/Highway Lane West	2025	453400	No		No
International Falls	Sewer System Project NEW	9th Street Reconstruction	2025	1461100	No		No
Iron Junction	Sewer System Project NEW	Main lift station electrical upgrade	2023	35000	No		Yes
Janesville	Sewer System Project NEW	Main Lift Piping replacement	2023	65000	No		No
Janesville	Wastewater Treatment Facility Project NEW	Second Street Reconstruct	2025	7500000	No		No
Kasson	Sewer System Project NEW	I/I reduction	2023	600000	No		No
Kellier	Wastewater Treatment Facility Project NEW	Discharge structure	2024	314000	No		No
Kenyon	Sewer System Project NEW	2025 Street & Utility Improvements	2025	1620000	No		No
Kimball	Wastewater Treatment Facility Project	2030 WWTF Expansion	2030	5500000	No		Yes
Kimball	Wastewater Treatment Facility Project NEW	2030 WWTF Expansion	2030	5500000	No		Yes
Lake Benton	Sewer System Project	Fremont Street Improvement	2027	2000000	No		Yes
Lake Benton	Wastewater Treatment Facility Project	Lake Benton Ponds Rehabilitation	2027	2000000	No		Yes
Lake Elmo	Sewer System Project	Section 16 Sanitary Sewer Extension	2025	175000	No		No
Lake Elmo	Sewer System Project	1-84 Lift Station and Forcemain Upgrade	2027	900000	No		No
Lake Elmo	Sewer System Project NEW	Section 16 oversized sewer extension	2025	175000	No		No
Lamberton	Sewer System Project	Infrastructure Improvements	2025	11870000	Yes	280924	
Le Sueur	Sewer System Project NEW	Electrical and Controls Improvement	2025	3750000	No		Yes
Le Sueur	Wastewater Treatment Facility Project NEW	Blower 4	2023	325000	No		No
Lino Lakes	Sewer System Project NEW	Lift Station #8 Pump Upgrades	2024	28200	No		No
Lino Lakes	Sewer System Project NEW	Future System Improvements	2023	12546000	No		No
Litchfield	Sewer System Project	North Swift Avenue Improvements	2025	2550000	No		No
Litchfield	Sewer System Project	North Ramsey Street Improvements	2025	2250000	No		No
Litchfield	Wastewater Treatment Facility Project	Chloride Reduction Improvements	2032	17000000	No		Yes
Little Falls	Wastewater Treatment Facility Project	Wastewater Treatment Facility Improvements	2024	350000	No		Yes
Long Lake	Sewer System Project NEW	Sanitary televising	2024	50000	No		No
Lonsdale	Sewer System Project	Sanitary Sewer Lining	2025	300000	No		No
Lonsdale	Wastewater Treatment Facility Project	Expansion of Lonsdale WWTP#2	2025	7000000	No		Yes
Lonsdale	Wastewater Treatment Facility Project	Sludge drying Facilities	2025	3000000	No		No
Lowry	Sewer System Project NEW	NW and SW Sanitary Sewer Collection System Improvements	2028	205000	No		No
Lowry	Sewer System Project NEW	Private Sanitary Sewer Service Replacements	2023	1050000	No		No
Lowry	Wastewater Treatment Facility Project NEW	Lift Station & WWTF Improvements	2024	292100	No		No
Lowry	Sewer System Project NEW	Lowry NW & SW Collection System Improvements	2028	205100	No		No
Lowry	Sewer System Project NEW	Lowry Lift Station WWTF Improvements	2024	292100	No		No
Mahtomedi	Sewer System Project NEW	2024 Street Project	2024	2150000	No		No
Mahtomedi	Sewer System Project NEW	Hwy 244 Construction	2025	8000000	No		No
Mahtomedi	Sewer System Project NEW	2024 Street Project	2024	2150000	No		No
Mahtomedi	Sewer System Project	Wedgewood Drive Lift Station Reconstruction	2026	75000	No		No
Mankato	Sewer System Project	Broad Street Warren Street to Main Street	2023	4500000	No		No
Mankato	Sewer System Project	Ellis Birchwood	2022	730000	No		No
Mankato	Sewer System Project	Mills-Thompson Ravine interceptor upgrade	2028	6250000	No		Yes
Mankato	Sewer System Project	Mulberry street lift station-force main	2026	2100000	No		Yes
Mankato	Sewer System Project	Stoltzman Road Sewer	2024	2500000	No		No
Mankato	Wastewater Treatment Facility Project	WRRF Disinfection and Digestion upgrade	2024	89000000	Yes	280580	
Marble	Wastewater Treatment Facility Project NEW	Marble/Calumet WWTF Pond	2025		No		Yes
Marshall	Sewer System Project	Hackberry Drive ST-017	2025	519417	No		No
Marshall	Sewer System Project	South 5th, Saratoga to Main ST-020	2024	157070	No		No
Marshall	Sewer System Project	College Drive ST-015	2025	499650	No		No
Marshall	Sewer System Project	Brian St., G St. ST-016	2025	568644	No		No
Marshall	Sewer System Project	Cheryl Avenue Eatros Addition Phase 1 ST-011	2024	419901	No		No
Marshall	Sewer System Project	Kennedy/Central/Washington Sewer Replacement SP44	2029	572764	No		No
Marshall	Sewer System Project NEW	Lyon Circle Reconstruction Project ST-010	2024	61135	No		No
Marshall	Sewer System Project NEW	S Hill St/S Minnesota St/Charles Ave Reconstruction - Liberty Park/Morningside Heights Phase 1 ST-012	2024	260585	No		No
Marshall	Sewer System Project NEW	Market Street Reconstruction Project ST-xxx	2025	287346	No		No
Marshall	Sewer System Project NEW	Donita Ave/Thomas Ave Reconstruction Project - Eatros Addition Phase 2 ST-019	2026	1202740	No		No
Marshall	Sewer System Project NEW	College Drive Sanitary Sewer Lining Project WW-001	2026	686000	No		No
Marshall	Sewer System Project NEW	Marlene St/Paul St/Parkview Dr Reconstruction Project ST-013	2026	403570	No		No

Community Name	Type of Project	Name of Project	Anticipated date of construction	Total estimated project cost	Currently on PPL	PPL number	Intend to put on PPL
Marshall	Sewer System Project NEW	Elaine Ave/Kathryn Ave/Alan Ave Reconstruction Project - Eatros Addition Phase 3 ST-027	2027	1315885	No		No
Marshall	Sewer System Project NEW	S Hill St/Central/Roosevelt/Incoln Sanitary/Watermain Replacement Project - Vanuden Phase 1 ST-028	2027	529489	No		No
Marshall	Sewer System Project NEW	E Street Reconstruction Project ST-029	2027	305803	No		No
Marshall	Sewer System Project NEW	S. 4th/Country Club Intersection Reconfiguration and Reconstruction ST-014	2027	194713	No		No
Marshall	Sewer System Project NEW	S Whitney St. Church St Reconstruction - Liberty Park, Morningside Heights Phase 2	2028	766406	No		No
Marshall	Sewer System Project NEW	N. High St, Mason St, N. 5th St (High to Mason), N. 6th St (Elm to Kossuth) Reconstruction	2028	918122	No		No
Marshall	Sewer System Project NEW	S. 5th St (Bladholm to Saratoga), Mill St, Kendall St (Legion Field to S. 5th) Reconstruction Project	2029	1051221	No		No
Marshall	Sewer System Project NEW	Lawrence St/East Gray Place/Maple St Reconstruction Project	2030	404296	No		No
Marshall	Sewer System Project NEW	N. High Street (College Dr. to N. 4th)/Summit Street Reconstruction Project	2030	587102	No		No
Marshall	Sewer System Project NEW	Boxelder Ave (Hudson to Bruce), Hudson Ave (S. 5th to Boxelder) Reconstruction Project	2031	372124	No		No
Marshall	Sewer System Project NEW	Columbine Drive Reconstruction Project	2031	592838	No		No
Marshall	Sewer System Project NEW	Travis Road Reconstruction Project	2031	219656	No		No
Marshall	Sewer System Project NEW	Sunrise Lane Reconstruction Project	2032	398974	No		No
Marshall	Sewer System Project NEW	Hamden St/Greely St Reconstruction Project	2032	333665	No		No
Marshall	Sewer System Project NEW	Walnut Street Reconstruction Project	2032	339008	No		No
Marshall	Sewer System Project NEW	Hwy 23 Lift Station Improvements Phases 1 & 2	2023	180000	No		No
Marshall	Sewer System Project NEW	Hwy 23 Lift Station Improvements Phases 3 & 4	2024	400000	No		No
Marshall	Sewer System Project NEW	Main Lift Station Pump & Valve Replacement WW46	2024	450000	No		No
Marshall	Sewer System Project NEW	Lift Station 4 Replacement WW67	2026	150000	No		No
Marshall	Wastewater Treatment Facility Project NEW	Final Clarifiers Mechanism Replacement WW65	2027	2100000	No		No
Marshall	Wastewater Treatment Facility Project NEW	Effluent Filter Replacement	2028	5000000	No		Yes
Mayer	Wastewater Treatment Facility Project	Sludge Storage and WWTP Expansion	2024	8000000	No		Yes
Mayer	Wastewater Treatment Facility Project NEW	Mayer Wastewater Treatment Facility Improvements Phase 1	2024	8000000	No		Yes
MCES - Metro Council Env. Services	Sewer System Project	South Area Interceptor Improvements (MCES Program 8095)	2024	18200000	No		No
MCES - Metro Council Env. Services	Sewer System Project	Mpls Interceptor 1-MN-340 Rehabilitation (MCES Program 8092)	2021	50700000	No		No
MCES - Metro Council Env. Services	Sewer System Project	North Area Interceptor (NAI) Rehabilitation (MCES Program 8086)	2022	52000000	No		No
MCES - Metro Council Env. Services	Sewer System Project	St Paul Interceptor System (SPIS) Rehabilitation (MCES Program 8088)	2019	30000000	No		No
MCES - Metro Council Env. Services	Sewer System Project	Brooklyn Park L32 (MCES Program 8094)	2026	82000000	Yes	280742	
MCES - Metro Council Env. Services	Sewer System Project	Meter Improvements (MCES Program 8056)	2019	42000000	No		No
MCES - Metro Council Env. Services	Sewer System Project	North Area Interceptor Improvements (MCES Program 8096)	2025	66000000	No		Yes
MCES - Metro Council Env. Services	Sewer System Project	Interceptor Rehabilitation Program (MCES Program 8090)	2017	165000000	No		No
MCES - Metro Council Env. Services	Sewer System Project	Lift Station Rehabilitation (MCES Program 8055)	2019	125000000	No		No
MCES - Metro Council Env. Services	Sewer System Project	Blue Lake System Improvements (MCES Program 8028)	2017	73000000	Yes	279356	
MCES - Metro Council Env. Services	Sewer System Project	Brooklyn Park-Champin Interceptor Renewal (MCES Program 8093)	2018	28000000	No		Yes
MCES - Metro Council Env. Services	Sewer System Project NEW	East Area Interceptor Improvements	2024	40000000	No		No
MCES - Metro Council Env. Services	Sewer System Project NEW	Cory McCullough	2022	51000000	No		No
MCES - Metro Council Env. Services	Wastewater Treatment Facility Project	Wastewater Reclamation Facilities (MCES Program 8091)	2025	107000000	No		No
MCES - Metro Council Env. Services	Wastewater Treatment Facility Project	Blue Lake Plant Solids (MCES Program 8097)	2025	330000000	No		Yes
MCES - Metro Council Env. Services	Wastewater Treatment Facility Project	Hastings WWTP (MCES Program 8098)	2024	100000000	No		Yes
MCES - Metro Council Env. Services	Wastewater Treatment Facility Project	Metro Solids Improvements (MCES Program 8062)	2019	252000000	No		Yes
MCES - Metro Council Env. Services	Wastewater Treatment Facility Project	MW/WWTP Asset Renewal (MCES Program 8089)	2019	430000000	Yes	280346	
MCES - Metro Council Env. Services	Wastewater Treatment Facility Project	Regional Plant Improvements (MCES Program 8078)	2017	840000000	No		No
Medford	Wastewater Treatment Facility Project NEW	Owatonna-Medford Wastewater Treatment Regionalization	2025	11000000	No		Yes
Medicine Lake	Sewer System Project NEW	2024 Street and Utility Improvements (Lateral Lining and Forced Main Replacements)	2024	800000	No		No
Medicine Lake	Sewer System Project NEW	Street and Infrastructure Rehabilitation Project	2024	800000	No		No
Medina	Sewer System Project NEW	Willow Drive Lift Station and forcemain	2023	700000	No		No
Medina	Sewer System Project NEW	Hamel Lift Station and forcemain	2023	700000	No		No
Melrose	Sewer System Project NEW	2021 WWTF Project	2022	10300000	No		Yes
Minneapolis	Sewer System Project NEW	2024-2029 Sanitary Tunnel & Sewer Rehab Program	2023	46500000	No		No
Minneapolis	Sewer System Project NEW	2024-2029 Combined Sewer Overflow Improvements	2023	4500000	No		No
Minneapolis	Sewer System Project NEW	2024-2029 Sanitary Sewer Paving Project Program	2023	30000000	No		No
Minneapolis	Sewer System Project NEW	2024-2029- Infiltration & Inflow Removal Program	2023	15000000	No		No
Minnesota	Sewer System Project NEW	2024 Sanitary Sewer Collection & Storm Sewer System Improvements	2024	6000000	Yes	280771	
Minnetonka	Sewer System Project NEW	2024 Sanitary Sewer Improvements	2024	4000000	No		No
Monticello	Sewer System Project	18 inch 85th st. ne sanitary trunk sewer	2027	1000000	No		No
Monticello	Sewer System Project	18 inch northwest trunk sanitary sewer phase 2	2030	2000000	No		No
Monticello	Sewer System Project	18 inch southeast interceptor-east phase 1	2025	5000000	No		No
Monticello	Sewer System Project	12 inch Southeast interceptor-east phase 2	2029	5000000	No		No
Monticello	Sewer System Project	36 inch southeast interceptor phase 3	2040	5000000	No		No
Monticello	Sewer System Project	In Signia Lift Station and Forcemain	2025	400000	No		No

Community Name	Type of Project	Name of Project	Anticipated date of construction	Total estimated project cost	Currently on PPL	PPL number	Intend to put on PPL
Monticello	Sewer System Project	Merwin Road Lift Station Pump Replacement	2040	500000	No		No
Monticello	Sewer System Project	Otter Creek Force main Extension to SE I	2035	800000	No		No
Monticello	Sewer System Project	Replace interceptor from hart Blvd. to WWTP	2035	2000000	No		No
Monticello	Sewer System Project	Southeast area lift station and forcemain	2025	700000	No		No
Monticello	Sewer System Project	Southeast Interceptor (Reservoir Lift Station to South City Limits)	2035	2000000	No		No
Monticello	Wastewater Treatment Facility Project	Add 4th sbr tank	2030	3000000	No		No
Monticello	Wastewater Treatment Facility Project	Add sbr tanks 5 and 6	2045	10000000	No		No
Monticello	Wastewater Treatment Facility Project	Biosolids Processing Improvements	2030	4000000	No		Yes
Monticello	Wastewater Treatment Facility Project	New Raw Sewage Pumping and Headworks	2026	2000000	No		Yes
Moorhead	Sewer System Project	Sanitary Lift Station Rehab: #28	2024	541000	No		No
Moorhead	Sewer System Project	Sanitary Lift Station Rehab: #15	2026	180000	No		No
Moorhead	Sewer System Project	Sanitary Lift Station Rehab: #6	2026	365000	No		No
Moorhead	Sewer System Project	Sanitary Lift Station Rehab: #23	2025	548000	No		No
Moorhead	Sewer System Project	Sanitary Lift Station Rehab: #10	2025	256000	No		No
Moorhead	Sewer System Project	Sanitary Lift Station Rehab: #12	2028	848000	No		No
Moorhead	Sewer System Project	Sanitary Lift Station Rehab: #11	2027	984000	No		No
Moorhead	Sewer System Project	Sanitary Lift Station Rehab: #2	2026	183000	No		No
Moorhead	Sewer System Project	Sanitary Lift Station Rehab: #40	2024	457000	No		No
Moorhead	Sewer System Project NEW	Sanitary Lift Station Rehab: #3, #32, #36	2023	1240894	No		No
Moorhead	Wastewater Treatment Facility Project	Scum Handling Phase I & II	2025	160000	No		Yes
Moorhead	Wastewater Treatment Facility Project	High Voltage Distribution Equipment	2024	190000	No		Yes
Moorhead	Wastewater Treatment Facility Project	Final Clarifier Sludge System Improv.	2026	1670000	No		Yes
Moorhead	Wastewater Treatment Facility Project	Vertical Turbine Pump Improvement	2028	660000	No		Yes
Moorhead	Wastewater Treatment Facility Project	Effluent Nitrification MMC, PLC	2028	700000	No		Yes
Moorhead	Wastewater Treatment Facility Project	Screw Pump Improvement	2027	660000	No		Yes
Moorhead	Wastewater Treatment Facility Project	Primary Clarifier Drive & Scum Collection	2026	1410000	No		Yes
Moorhead	Wastewater Treatment Facility Project	Septage Receiving Equipment	2026	22000	No		Yes
Moorhead	Wastewater Treatment Facility Project	Secondary Treatment MMC, PLC, HVAC	2029	1260000	No		Yes
Moorhead	Wastewater Treatment Facility Project	Maintenance Shop HVAC	2029	160000	No		Yes
Moorhead	Wastewater Treatment Facility Project	WWTP: Water System Improvement	2028	130000	No		Yes
Moorhead	Wastewater Treatment Facility Project	WWTP: Plant Flushing Water System	2028	560000	No		Yes
Moorhead	Wastewater Treatment Facility Project	Plant Electric System	2026	370000	No		Yes
Moorhead	Wastewater Treatment Facility Project	Activated Sludge Oxygen/Air Generation and Distribution System Improvements	2026	2945000	No		Yes
Moorhead	Wastewater Treatment Facility Project NEW	Disinfection System Replacement - uV	2026	4000000	No		Yes
Moorhead	Wastewater Treatment Facility Project NEW	Biosolids Handling Improvements	2026	21243000	No		Yes
Mound	Sewer System Project NEW	CIP Lift Station Improvements	2024	2942500	No		No
Mound	Sewer System Project NEW	CIP Sewer Rehabilitation Projects	2024	1682750	No		No
New Auburn	Sewer System Project NEW	Treatment ponds, spray irrigation and sanitary sewer improvements	2025	15000000	Yes	89	
New Auburn	Sewer System Project NEW	Collection system repairs and inflow/infiltration reduction	2025	4200000	Yes	89	
New Auburn	Sewer System Project NEW	Collection System	2025	4500000	Yes	280843	
New Auburn	Wastewater Treatment Facility Project NEW	Wastewater Improvements	2025	7500000	Yes	280843	
New Germany	Wastewater Treatment Facility Project	wastewater treatment facility expansion project	2024	8900000	Yes	280866	
New Hope	Sewer System Project NEW	2022/2023 Pavement Management Program	2022		No		Yes
New Prague	Sewer System Project NEW	2023 Sewer Project	2035	30000000	No		No
New Prague	Sewer System Project NEW	2023 Sewer Project	2023	300000	No		No
New Prague	Sewer System Project NEW	2024 Sewer Project	2024	400000	No		No
New Prague	Sewer System Project NEW	2025 Sewer Project	2025	360000	No		No
Newport	Sewer System Project NEW	priority 1. 17th st, 2nd and 3rd ave	2024	2962500	No		No
Newport	Sewer System Project NEW	Priority 2. 2nd, 3rd Ave, Cedar Ln, 12th St	2025	1768500	No		No
Newport	Sewer System Project NEW	Priority 3. 9th, 10th and 11th St, 2nd and 3rd Ave	2026	614500	No		No
Nisswa	Sewer System Project	Lift Station #12	2030	300000	No		No
North Branch	Wastewater Treatment Facility Project	Wastewater Treatment Plant Phase II	2026	3000000	No		Yes
North Koochiching Sanitary Sewer Board	Wastewater Treatment Facility Project NEW	EQ Basin Upgrade	2023	545000	No		No
Northfield	Wastewater Treatment Facility Project NEW	Wastewater Treatment Plant Improvement	2026	1600000	No		Yes
Northfield	Wastewater Treatment Facility Project NEW	Wastewater Treatment Plant Improvement	2030	8000000	No		Yes
Northfield	Wastewater Treatment Facility Project NEW	Biosolids Improvement	2030	10000000	No		Yes
Ogilvie	Wastewater Treatment Facility Project NEW	Ogilvie WWTC	2023	7000000	Yes	280599	
Orono	Sewer System Project	Lift Station Rehabilitation	2024	125000	No		No
Oslo	Wastewater Treatment Facility Project	Wastewater Facility Improvements	2025	10000000	No		Yes
Otsego	Sewer System Project NEW	Lift Station 1 Improvement	2030	850000	No		No

Community Name	Type of Project	Name of Project	Anticipated date of construction	Total estimated project cost	Currently on PPL	PPL number	Intend to put on PPL
Otsego	Sewer System Project NEW	New Lift Station	2027	1900000	No		No
Otsego	Sewer System Project NEW	Lift Station #4 - 2026	2026	550000	No		No
Otsego	Sewer System Project NEW	New Lift Station - 2032	2032	2800000	No		No
Otsego	Wastewater Treatment Facility Project NEW	Otsego West Wastewater Treatment Facility Expansion - W11	2022	38610000	Yes	280736	
Otsego	Wastewater Treatment Facility Project NEW	East Wastewater Facility Expansion - E11	2029	5500000	No		Yes
Palisade	Sewer System Project NEW	palisade	2026	70000000	No		Yes
Palisade	Wastewater Treatment Facility Project	WWTP control panel	2026	7500000	No		Yes
Pelican Rapids	Sewer System Project	Trunk Highway 59 and Trunk Highway 108 Utility and Street Improvements	2024	2600000	No		Yes
Pelican Rapids	Sewer System Project NEW	2024-25 Hwy 59/108 Complete Streets Project	2024	4080000	Yes	280761	
Perham	Sewer System Project NEW	Main St Reconstruction	2024	8948000	No		Yes
Perham	Wastewater Treatment Facility Project NEW	WWTP Expansion	2028	93112500	No		Yes
Pine Island	Sewer System Project NEW	4TH STREET RECONSTRUCTION	2023	3259808	No		No
Pine Island	Sewer System Project NEW	north zumbro sanitary sewer district	2025	18000000	Yes	280825	
Pipestone	Sewer System Project	2nd and 3rd Ave SW Improvements - Phase B	2023	2000000	No		Yes
Pipestone	Sewer System Project	NE Street and Utility Improvements	2024	3081000	Yes	208729	
Pipestone	Sewer System Project	5th and 6th St SW Improvements	2026	1500000	No		Yes
Pipestone	Sewer System Project	East Highway 30 Sanitary Sewer Improvement & Extension	2027	1000000	No		Yes
Pipestone	Sewer System Project	West Main Street Improvements	2028	3000000	No		Yes
Plummer	Sewer System Project NEW	SEWER LINE REPLACEMENT 2ND PHASE	2025	1300000	No		Yes
Plymouth	Sewer System Project	Plymouth CP - Ongoing Sanitary Sewer Improvements & Trunk Sewer Oversizing	2023	21510000	No		No
Red Lake Falls	Sewer System Project NEW	Red Lake Falls Sanitary System Improvements	2025	5100000	No		Yes
Red Wing	Sewer System Project NEW	Annual slip lining project	2023	1350000	No		No
Red Wing	Wastewater Treatment Facility Project	RBC repair	2024	1000000	No		Yes
Red Wing	Wastewater Treatment Facility Project	ITP Finals building improvements	2025	400000	No		No
Red Wing	Wastewater Treatment Facility Project	ITP final sludge pumping building	2022	250000	No		No
Red Wing	Wastewater Treatment Facility Project NEW	VFD replacement	2023	750000	No		No
Red Wing	Wastewater Treatment Facility Project NEW	Facility Study	2024	200000	No		No
Redwood Falls	Wastewater Treatment Facility Project	Phosphorus Reduction Project. WWTF Tertiary Disk Filters	2024	9960250	Yes	280832	
Rochester	Sewer System Project	Sanitary Sewer Flow Monitor Upgrades and Repair	2024	120000	No		No
Rochester	Sewer System Project	2nd St and 16th Ave SE Sewer Maintenance	2023	500000	No		No
Rochester	Sewer System Project	6th Ave and 16th St SW Sewer Maintenance	2024	1100000	No		No
Rockford	Sewer System Project NEW	2027 Sewer System Replacement	2027	1000000	No		No
Rockford	Wastewater Treatment Facility Project NEW	2025 Wastewater Facility Upgrades	2025	2150000	No		No
Rose Creek	Sewer System Project NEW	COLLECTION SYSTEM REHAB & RECONSTRUCTION	2025	4000000	No		Yes
Rose Creek	Wastewater Treatment Facility Project	Improvements to Rose Creek	2025	4800000	No		Yes
Rose Creek	Wastewater Treatment Facility Project NEW	LIFT STATION REHAB & STABILIZATION REHAB	2025	800000	No		Yes
Rosemount	Sewer System Project NEW	2023 SP, Akron Ave Extension	2023				
Roseville	Sewer System Project	Dale/Owasso LS Rehab	2024	450000	No		No
Roseville	Sewer System Project	Cohamey LS Upgrade	2025	300000	No		No
Roseville	Sewer System Project	Center Street LS Rehabilitation	2026	250000	No		No
Roseville	Sewer System Project NEW	Brenner Lift Station	2027	230000	No		No
Roseville	Sewer System Project NEW	Fulham Lift Station Rehab	2027	350000	No		No
Roseville	Sewer System Project NEW	2024-2027 Pavement Management Project	2024	400000	No		No
Rushford	Sewer System Project NEW	2025 Improvement Project	2025	250000	No		No
Rushford	Wastewater Treatment Facility Project NEW	WWTP Headworks building	2028	1000000	No		Yes
Russell	Sewer System Project NEW	infrastructure improvements	2023				
Russell	Wastewater Treatment Facility Project NEW	infrastructure improvements	2023		Yes	280640	
Sartell	Sewer System Project	Westside Reconstruction	2025	2650000	No		Yes
Sartell	Sewer System Project NEW	Forcemain Surge Tank	2023	1900000	No		No
Sartell	Sewer System Project NEW	Lift Station #1 MH Replacement	2025	250000	No		No
Sartell	Sewer System Project NEW	Lift Station Generators	2023	300000	No		No
Sartell	Sewer System Project NEW	Lift Station and Forcemain Capacity Improvements to St Cloud	2033	13000000	No		Yes
Sartell	Sewer System Project NEW	Lift Station 3 Forcemain Replacement	2043	1500000	No		Yes
Sartell	Sewer System Project NEW	Westside Trunk Sewer Main	2038	6000000	No		Yes
Sartell	Sewer System Project NEW	Westside Lift Station	2043	5000000	No		Yes
Sartell	Sewer System Project NEW	Northside Lift Station	2043	5000000	No		Yes
Sauk Centre	Sewer System Project NEW	36" Sanitary Trunk Sewer Cleaning & Inspecting	2024	70000	No		No
Sauk Centre	Sewer System Project NEW	Reconstruct Pine/Birch St South	2025	800000	No		No
Sauk Centre	Sewer System Project NEW	Highway 71 Reconstruct	2026	1200000	No		No
Sauk Centre	Wastewater Treatment Facility Project	Influent Screening	2022	1000000	No		No

Community Name	Type of Project	Name of Project	Anticipated date of construction	Total estimated project cost	Currently on PPL	PPL number	Intend to put on PPL
Sauk Centre	Wastewater Treatment Facility Project NEW	WWTP Lift Station Screen	2025	1000000	No		No
Sauk Rapids	Sewer System Project NEW	Force main #3 & Main 15 Phase 2 - St. Cloud Regional	2024	3160000	Yes	280849	
Sauk Rapids	Sewer System Project NEW	2026- 2nd Ave S.	2026	350000	No		No
Sauk Rapids	Sewer System Project NEW	2024- North Lift Station #3 Rehab	2024	239000	No		No
Sauk Rapids	Sewer System Project NEW	2024 -2nd Ave S	2024	300000	No		No
Sauk Rapids	Sewer System Project NEW	Industrial Park Lift #1 Generator	2025	115000	No		No
Sauk Rapids	Sewer System Project NEW	Lift Station Churchhill #7 & Creekside #10 Generators	2024	2024	No		No
Sauk Rapids	Sewer System Project NEW	Mayhew Creek Park Phase #1	2024	200000	No		No
Savage	Sewer System Project	TH 13 Lift Station	2024	550000	No		No
Scandia	Sewer System Project NEW	Bliss Nitrogen Treatment	2025	1500000	Yes	280805	
Scandia	Wastewater Treatment Facility Project	Bliss 2015-005	2025	1500000	Yes	280805	
Scandia	Wastewater Treatment Facility Project	Bliss 201	2024	900000	No		Yes
Shakopee	Sewer System Project	2023 Sunset Court Sanitary Sewer Extension	2025	460000	No		No
Shoreview	Sewer System Project	City, Rd F. between Hodgson and Rice	2025	100000	No		No
Shoreview	Sewer System Project	2025 Hamline	2025	50000	No		No
Shoreview	Sewer System Project	Highway 49 / Hodgson (H96-Gramsie)	2022	44000	No		No
Shoreview	Sewer System Project	2024 Sewer Lift Stations	2024	50000	No		No
Shoreview	Sewer System Project	2025 Sewer Lift Stations	2025	60000	No		No
Shoreview	Sewer System Project NEW	Lining Project	2025	760000	No		No
Shoreview	Sewer System Project NEW	2025 Sanitary Sewer Rehabilitation	2025	760000	No		No
Shoreview	Sewer System Project NEW	2028 Sanitary Rehabilitation	2028	831000	No		No
Shoreview	Sewer System Project NEW	Hodgson Road Reconstruction	2023	1000000	No		No
Shorewood	Sewer System Project	Land I reduction, Location TBD	2025	500000	No		No
Silver Creek	Sewer System Project NEW	Stewart River Project	2028	2000000	Yes	280690	
Silver Lake	Sewer System Project NEW	Silver Lake Infrastructure Project	2025	13480000	Yes	280716	
Silver Lake	Wastewater Treatment Facility Project NEW	Silver Lake Infrastructure Project	2025	13480000	Yes	280716	
South Haven	Sewer System Project NEW	New lift station	2023	1564000	Yes	280753	
St. Cloud	Sewer System Project	Area between 25th and 29th Ave. N. from 8th to 10th St. N.	2025	820000	No		No
St. Cloud	Sewer System Project	Area between Kilian Blvd. and 9th Ave. SE from 7th to 13th St. SE	2030	1000000	No		No
St. Cloud	Sewer System Project	Area between 9th and 10th Ave. SE from 8th to 13th St. SE	2030	1000000	No		No
St. Cloud	Sewer System Project	Area between 10th and 15th Ave. SE from 13th St. SE to BNSF	2030	1000000	No		No
St. Cloud	Sewer System Project	Area between 6th Ave. NE and Franklin Ave NE from TH 23 to Crescent St	2027	1000000	No		No
St. Cloud	Sewer System Project	Area between St. Germain St. and Breckenridge Ave N. from 10th Ave. N. to Ouseo Ave. N.	2030	1700000	No		No
St. Cloud	Sewer System Project	Area between Kilian Blvd. and 10th Ave. SE from MN Blvd. to 16th St. SE	2028	1500000	No		No
St. Cloud	Sewer System Project	Area between 10th and 13th Ave. SE from Royal Oaks Road to University Drive	2030	1000000	No		No
St. Cloud	Sewer System Project	Breckenridge Ave. from 10th to 17th Ave. N. and area between 6th and 10th Ave. from 1st St. S. to 1st/2nd St. N.	2031	1000000	No		No
St. Cloud	Sewer System Project	Area between 12th and 25th Ave. N. from 13th St. N to Centennial Dr.-Phase 2	2033	1000000	No		No
St. Cloud	Sewer System Project	Design and Construction of West Airport Interceptor Sewer	2035	10240000	No		Yes
St. Cloud	Sewer System Project	Area between Kilian Blvd. and 10th Ave. SE from 13th to 15th St. SE	2027	800000	No		No
St. Cloud	Sewer System Project	80th Street South between CSAH 75 and Cooper Avenue	2030	1000000	No		No
St. Cloud	Sewer System Project	Area between 30th and 32nd Ave. N. from 10th to 12th St. N.	2024	410000	No		No
St. Cloud	Sewer System Project	Metro Forcemain Replacement	2024	25500000	Yes	280849	
St. Cloud	Sewer System Project NEW	County Road 74 Utilities Extension LPP 09	2030	1300000	No		No
St. Cloud	Sewer System Project NEW	Heatherwood Road Extension	2026	2200000	No		No
St. Cloud	Sewer System Project NEW	Reconstruction of University Dr from Kilian Blvd to 15th Ave SE	2024	500000	No		No
St. Cloud	Sewer System Project NEW	2nd St N from 8th to 10th Ave N and Reconstruct 2nd St N from 5th to 10th Ave N - Phase 1	2025	500000	No		No
St. Cloud	Sewer System Project NEW	2nd/3rd St N from 10th Ave N to Cooper Ave N - Phase 2	2030	1000000	No		No
St. Cloud	Sewer System Project NEW	Downtown Sanitary/Storm Sewer Rehabilitation Project (St Germain, 7th Ave, 6th Ave, 1st St N)	2030	2100000	No		No
St. Cloud	Sewer System Project NEW	North I94 Utilities Extension	2030	16290000	No		No
St. Cloud	Sewer System Project NEW	Neighborhood between 25th and 33rd Ave N from 3rd to 5th St N	2030	1200000	No		No
St. Cloud	Sewer System Project NEW	Neighborhood between 20th and 25th Ave N from Centennial Dr to Veterans Dr	2030	500000	No		No
St. Cloud	Sewer System Project NEW	Neighborhood between 17th and 20th Ave N from Centennial Dr to Veterans Dr	2030	500000	No		No
St. Cloud	Sewer System Project NEW	South I94 Utilities Extension	2030	14590000	No		No
St. Cloud	Sewer System Project NEW	Reconstruct Streets and Utilities on 9th Ave S from 4th St S to University Dr	2030	1000000	No		No
St. Cloud	Sewer System Project NEW	Area between 25th and 29th Avenue North from 10th to 12th Street North	2026	875000	No		No
St. Cloud	Sewer System Project NEW	Metro System Improvements Lining of 72" and Main Lift Upgrades	2026	14000000	Yes	280849	
St. Cloud	Wastewater Treatment Facility Project	Water Reuse, Energy, Effluent Improvements Project	2026	2600000	Yes	280653	
St. Cloud	Wastewater Treatment Facility Project	Wastewater Treatment Facility Expansion -- Phase II	2035	10000000	No		Yes
St. Cloud	Wastewater Treatment Facility Project NEW	Equipment & Energy Improvements Project	2024	50300000	Yes	280857	
St. Louis Park	Sewer System Project NEW	Sewer Lining	2024	580000	No		No

Community Name	Type of Project	Name of Project	Anticipated date of construction	Total estimated project cost	Currently on PPL	PPL number	Intend to put on PPL
St Paul	Sewer System Project NEW	Major Sewer Repairs (annual)	2024	4000000	No		No
St Peter	Sewer System Project NEW	Pine Street	2024	250000	No		No
St Peter	Wastewater Treatment Facility Project NEW	Pending Facility Plan	5	1000000	No		Yes
Staples	Sewer System Project NEW	2nd St NE and South West Project	2024	3210528	No		Yes
Staples	Sewer System Project NEW	2nd St NE & South West Project	2024	3200000	No		Yes
Staples	Sewer System Project NEW	4th St NE	2025	1357000	No		Yes
Stewart	Sewer System Project NEW	project D	2025	4692800	No		Yes
Stillwater	Sewer System Project	south west area sewer extension	2024	1250000	No		Yes
Stillwater	Sewer System Project	Maryknoll lift station rehab	2024	500000	No		Yes
Stillwater	Sewer System Project	illy lake sewer lining project	2024	50000	No		No
Taunton	Sewer System Project NEW	Lift Station Rehab	2023	51190	No		No
Tonka Bay	Sewer System Project NEW	lining brentwood sewer	2023	86000	No		No
Tower	Sewer System Project NEW	South Second and Third Street Project	2023	385000	No		No
Tower-Bretlung Wastewater Board	Wastewater Treatment Facility Project NEW	Wastewater Treatment Plant Expansion	2025	4500000	No		Yes
Utica	Sewer System Project NEW	rehab of wastewater ponds and lift station	2023	4625000	Yes	280780	
Utica	Wastewater Treatment Facility Project NEW	rehab sewer	2024	6245000	Yes	280780	
Vernon Center	Wastewater Treatment Facility Project	Vernon Center Wastewater Treatment Facility Improvements	2027	1407320	Yes	279640	
Victoria	Sewer System Project NEW	Marsh Hollow	2024	3401000	No		No
Virginia	Sewer System Project NEW	2023 Street & Infrastructure Improvements	2023	2500000	No		No
Wabasha	Sewer System Project NEW	Lift Station Replacement	2027	2100000	Yes	280854	
Wabasha	Wastewater Treatment Facility Project NEW	WWTF Rehabilitation	2027	8500000	Yes	280854	
Waldorf	Wastewater Treatment Facility Project NEW	Waldorf Infrastructure and Capital Improvement Project	2024	6000000	Yes	279619	
Walker	Sewer System Project NEW	Eastside Utility and Street Improvements	2025	1700000	No		Yes
Wanamingo	Wastewater Treatment Facility Project	Replacing Sewer Lines West Side	2028	3000000	No		Yes
Warroad	Sewer System Project NEW	Steenerson St 2023	2023	400000	No		No
Waseca	Sewer System Project NEW	Inflow and Infiltration Remediation	2025	10767000	No		Yes
Watkins	Sewer System Project NEW	Watkins, Rehab Collection	2023	1100000	Yes	280827	
Watkins	Sewer System Project NEW	Watkins, Rehab Collection	2023	1100000	Yes	280827	
Western Lake Superior Sanitary District (WLSSD)	Sewer System Project	Pike Lake Pump Station/Interceptor Improvements	2030	16004000	No		Yes
Western Lake Superior Sanitary District (WLSSD)	Sewer System Project	Pump Station Improvements Phase 2	2031	2737000	No		Yes
Western Lake Superior Sanitary District (WLSSD)	Sewer System Project	Interceptor Improvements Phase 1	2024	54568000	Yes	280571	
Western Lake Superior Sanitary District (WLSSD)	Sewer System Project	Interceptor Improvements Phase 2	2029	33712000	No		Yes
Western Lake Superior Sanitary District (WLSSD)	Wastewater Treatment Facility Project	Treatment Plant Improvements Phase 2	2029	31894540	No		Yes
White Bear Lake	Sewer System Project NEW	South Shore Sewer Extension	2023	150000	No		No
White Bear Township	Sewer System Project	I/I mitigation	2024	2000000	No		
Willmar	Sewer System Project NEW	Eagle Lake#7 and #8 Lift Station Upgrade	2024	2	No		No
Willmar	Sewer System Project NEW	Eagle #7 and #8 Lift Station Upgrade	2024	2150000	No		No
Winnepago	Sewer System Project NEW	Cleveland Avenue W, Area Street & Utility Improvements	2023	2149084	Yes	280851	
Winnepago	Wastewater Treatment Facility Project NEW	Wastewater Treatment Facility Pre-Treatment Improvements	2024	3500000	No		Yes
Winsted	Sewer System Project NEW	Sanitary Sewer CIPP Project	2024	125000	No		No
Winsted	Sewer System Project NEW	County Road 5	2024	230000	No		No
Winsted	Sewer System Project NEW	PMP Project	2027	38000	No		No
Wood Lake	Wastewater Treatment Facility Project	Wood Lake Infrastructure Improvements	2025	7950000	Yes	280534	
Wood Lake	Wastewater Treatment Facility Project	Wood Lake Infrastructure Improvements	2023	3521000	Yes	280534	
Zimmerman	Sewer System Project NEW	WWTP Reconstruction Phase 1 and Phase 2	2024	3000000	No		Yes

Project name	Rank	Project Description	Project Number	Priority Points	Estimated Project Cost
Aurora	1	Rehab treatment	280694	113	\$18,455,000
Trimont	2	Rehab collection and treatment	280853	108	
Osakis	3	Adv trmt - phos, pond improvements	280934	98	\$12,000,000
Wood Lake	4	Rehab collection and treatment	280534	93	\$12,006,000
Owatonna	5	Adv trmt - phos, expand treatment	280679	88	\$68,800,000
Zimmerman	6	Adv trmt - phos, continuous activated sludge	280937	88	\$20,800,000
Cosmos	7	Rehab collection	280696	88	\$4,830,075
Lake Crystal	8	Regionalize, connect to Mankato	280841	88	\$16,000,000
Silver Lake	9	Adv trmt - phos, rehab collection and ponds	280716	88	\$13,480,000
Tracy	10	Rehab collection	279575	88	\$12,224,944
Hanley Falls	11	Rehab collection and treatment	280638	83	\$5,333,000
Belle Plaine	12	Adv trmt - phos, rehab/expand	280915	83	\$20,475,000
Scanlon	13	Rehab collection	280162	83	\$276,988
WLSSD Conveyance 2	14	Rehab collection	280941	81	
Zumbro Twp - Ryan Bay	15	Unsewered, LSTS with Nitrogen trmt	280550	79	\$7,418,688
Okabena	16	Rehab collection and treatment	280913	78	\$3,482,000
Albert Lea	17	Adv trmt - phos, rehab treatment	280817	78	\$80,000,000
Appleton	18	Adv trmt - phos, biosolids	280916	77	\$8,062,000
WLSSD - Conveyance	19	Rehab interceptors and pump stations	280571	76	\$8,546,997
Tyler	20	Rehab collection	280705	76	\$7,292,000
Wabasso	21	Rehab collection and treatment, construct ponds	280699	76	\$24,021,252
Emmons	22	Adv trmt - phos, new WWTP	280845	76	\$8,100,000
Alpha	23	Rehab collection and treatment	280855	75	\$3,100,000
Tower/Breitung	24	Rehab collection	280782	75	\$1,200,000
Saint Michael	25	Adv trmt - phos, replace reed beds	280795	75	\$34,000,000
Butterfield	26	Rehab collection and treatment	280862	73	\$26,000,000
Kandiyohi	27	Rehab collection	280661	73	\$1,078,723
New London	28	Rehab collection	280775	73	\$2,770,000
ALASD	29	Adv trmt - phos, expand treatment	280821	73	
Campbell	30	Rehab treatment, new pond	280666	73	\$1,539,997
Grand Meadow	31	Adv trmt - phos, rehab collection and trmt	280722	73	\$13,150,000
Kiester	32	Rehab collection and pond	280754	73	\$2,000,000
Minneota	33	Rehab collection	280771	73	\$5,600,000
Montrose	34	Adv trmt - phos, expand treatment	280918	73	
Sandstone	35	Adv trmt - phos	280887	73	\$500,000
Stewart	36	Rehab collection	280938	73	\$4,682,800
Trosky	37	Unsewered, collection and treatment	279723	73	\$3,613,000
Garvin	38	Adv trmt - phos, rehab collection	280708	73	\$230,000
Spring Valley	39	Rehab collection and treatment	280633	72	\$16,315,000
Proctor	40	Rehab collection, replace VCP forcemain	280932	71	\$3,200,000
Hills	41	Rehab collection and treatment	280709	71	\$1,750,000
West Union	42	Unsewered, collection and treatment, spray irrigation	280731	71	\$6,321,000
Comfrey	43	Rehab collection	280903	71	\$733,000
Ogilvie	44	Adv trmt - phos/mercury, rehab treatment	280599	70	\$9,118,000
Rose Creek	45	Rehab collection and treatment, LS and pond	280925	69	\$5,148,000
Edgerton	46	Rehab collection	280735	68	\$10,200,000
Kandiyohi County - Glacial Lakes SSWD	47	Rehab treatment, advanced treatment	280637	68	\$11,900,000
Nobles County - Reading	48	Unsewered, new collection and pond	280149	68	\$6,632,160
Rochester	49	Rehab treatment, liquid & solids upgrade	280713	68	\$78,392,964
Waltham	50	Rehab collection and treatment, LS and FM	280837	68	\$3,904,000
Lake Lillian	51	Rehab collection	280639	68	\$7,046,000
Cottonwood	52	Rehab collection	280732	68	\$12,300,000
Danube	53	Rehab collection and treatment, LS and pond imp	280876	68	\$3,500,000
Dawson	54	Rehab collection and treatment	280652	68	\$8,801,300
Fulda	55	Rehab collection and expand treatment	280724	68	\$21,034,000
Ghent	56	Rehab collection and treatment, expand pond	280785	68	\$8,776,060
Shorewood Park Sanitary District	57	Adv trmt - phos, add pond	280693	68	\$2,305,000
Faribault County - Riverside	58	Unsewered, potential SSTS	280796	67	
East Koochiching SSD	59	Rehab collection	280838	66	\$1,649,000
Little Falls	60	Rehab treatment, Ph 2	280533	66	\$888,302
MCES Blue Lake WWTP Improvements	61	Rehab treatment facilities	280763	66	\$299,000,000
Wadena	62	Rehab collection	280591	66	\$732,400
Sherburn	63	Rehab collection	280698	66	\$2,745,000
Belview	64	Rehab collection and treatment	280755	66	\$13,889,295

Project name	Rank	Project Description	Project Number	Priority Points	Estimated Project Cost
Lewisville	65	Rehab collection	280830	66	
Olivia	66	Rehab collection	280711	66	\$7,759,200
Richfield - Stormwater	67	Pond improvement and reuse	280943	65	\$1,800,000
Pine Island	68	Regionalize, connect to North Zumbro SD	280825	64	\$18,000,000
Winnebago	69	Rehab collection, Cleveland Ave W	280851	64	\$3,500,000
Cannon Falls	70	Rehab collection, sewer extension	280559	64	\$800,000
Pipestone	71	Rehab collection	280729	63	\$2,894,706
Fairmont	72	Rehab trmt, biosolids improvements	280685	63	\$32,183,915
Hardwick	73	Rehab collection and treatment	280718	63	\$425,000
Mayer	74	Rehab treatment, biosolids	280908	63	\$8,000,000
New Germany	75	Adv trmt - phos, add pond	280686	63	\$8,900,000
Watertown	76	Adv trmt - phos, rehab existing system	279514	63	\$19,679,100
Brewster	77	Adv trmt - phos, rehab treatment	280751	63	\$9,010,900
Cologne	78	Adv trmt - phos, expand treatment	280350	63	\$15,000,000
Crosby	79	Rehab collection	280773	63	\$5,025,300
Dennison	80	Rehab collection	280702	63	\$250,000
Elmore	81	Rehab collection	280907	63	\$1,690,000
Foley	82	Regionalize, connect to St. Cloud	280610	63	\$19,406,000
Gilman	83	Rehab collection and treatment	280801	63	\$5,018,000
Lewiston	84	Rehab collection and treatment	280856	63	\$14,340,000
McKinley	85	Rehab collection	280582	63	\$342,347
Pelican Rapids	86	Rehab collection	280354	63	\$3,955,000
Pelican Rapids	87	Rehab collection (TH59/108)	280761	63	\$3,800,000
Russell	88	Rehab collection and treatment	280640	63	\$5,914,000
Waseca	89	Rehab collection	280623	63	\$13,500,000
WLSSD Treatment Plant Imp 3	90	Rehab treatment	280940	61	
Laketown Township	91	Rehab collection	280829	61	\$13,600,000
Long Lake	92	Rehab collection, Grand Ave	280766	61	\$175,000
Saint Cloud	93	Rehab collection, Metro Forcemain, LS#51	280849	61	\$33,793,912
Spring Park	94	Rehab collection	280676	61	\$4,194,500
Alden	95	Rehab collection citywide	280920	61	\$9,170,000
Braham	96	Rehab collection and treatment	280720	61	\$11,994,500
Chisholm	97	Rehab collection	280899	61	\$2,430,747
Madison Lake	98	Rehab collection, 7th, Main and Maple	280611	60	\$1,404,900
Saint Paul - Stormwater	99	Bush Desoto Pond	280789	60	\$1,020,050
Blackduck	100	Rehab collection and treatment	279582	60	\$484,655
Henning	101	Rehab collection, Inman St	280502	60	\$1,000,000
Henning	102	Rehab collection, main LS and FM	280816	60	\$5,700,000
New Auburn	103	Rehab collection and treatment	280843	60	\$12,000,000
New Ulm	104	Rehab collection	280905	59	\$3,311,000
Pine Island	105	Rehab collection	280543	59	\$1,268,000
Vernon Center	106	Rehab collection	279640	59	\$3,300,000
Dodge Center	107	Rehab treatment	280719	58	\$3,500,000
Balaton	108	Rehab collection, LS	280894	58	\$955,300
Barnesville	109	Rehab collection	280654	58	\$15,815,000
Iona	110	Rehab collection	280646	58	\$181,100
Lamberton	111	Rehab collection and treatment	280824	58	\$11,870,000
Stephen	112	Rehab collection citywide	280923	58	\$2,016,000
Borup	113	Rehab collection and treatment	280246	58	\$2,655,000
Dumont	114	Rehab collection	280240	58	\$1,750,000
Elbow Lake	115	Rehab collection and treatment	280549	58	\$2,000,000
Kennedy	116	Rehab collection	280561	58	\$2,160,000
Lewiston WTP	117	Adv trmt – chloride, add RO to WTP	280882	58	\$7,375,000
Roseau	118	Rehab treatment, phos removal	280935	58	\$5,400,000
Fergus Falls	119	Rehab collection and treatment	280933	57	\$40,000,000
Clitherall	120	Unsewered, potential SSTS	279536	57	\$1,818,000
Eagle Bend	121	Rehab collection, Ph 5	280278	57	\$800,000
Florence Twp	122	Unsewered, Frontenac Station	280641	56	
WLSSD - Combined Heat and Power	123	Combined heat and power improvements	280570	56	\$19,440,000
Brooten	124	Rehab collection	280309	56	\$2,798,000
Montevideo	125	Rehab treatment - blower replacement	280536	56	\$600,000
Saint Cloud	126	Rehab treatment, water reuse	280653	56	\$2,900,000
Capitol Region WD - Stormwater	127	Treatment and reuse, McMurray Field	280928	56	\$5,300,000
Minnehaha Creek WD - Stormwater	128	Blake Road stormwater trmt, Ph 2/3	280262	56	\$2,546,386

Project name	Rank	Project Description	Project Number	Priority Points	Estimated Project Cost
Glyndon	129	Rehab collection	280541	56	\$458,000
Lafayette WTP	130	Adv trmt – chloride, add RO to WTP	280866	56	\$2,606,337
Otsego West	131	Adv trmt - phos, expand treatment	280736	56	\$40,183,790
Sacred Heart	132	Biosolids improvements	280886	56	\$2,850,000
Winthrop	133	Rehab collection	280583	56	\$1,550,000
WLSSD - Treatment Plant Imp 2	134	Rehab treatment	280285	56	\$30,845,406
Cass County - Stony Point	135	Unsewered, potential SSTS	279845	55	\$1,200,000
Annandale/Maple Lake/Howard Lake	136	Adv trmt - phos, rehab treatment	280658	55	\$12,490,000
Ortonville 1	137	Rehab collection, Ph 2	280581	55	\$10,000,000
Cass Lake	138	Rehab collection	280605	55	\$464,875
Clinton	139	Rehab collection	280741	55	\$2,250,000
New York Mills	140	Rehab collection, E. Nowell St.	280776	55	\$185,000
New York Mills	141	Rehab collection, S. Main Ave.	280777	55	\$810,000
New York Mills	142	Rehab collection, CSAH 84	280778	55	\$645,000
Watkins	143	Rehab collection	280827	55	\$3,200,000
Houston	144	Rehab collection	280585	54	\$3,435,155
Redwood Falls	145	Adv trmt - phos, rehab WWTP	280832	54	\$9,400,000
Ash River SD	146	Unsewered, LSTS with Nitrogen trmt	280737	53	\$24,206,000
Springsteel Island SD	147	Regionalize, connect to Warroad	280939	53	\$1,630,000
Atwater	148	Rehab collection, north side Imp	280858	53	\$3,572,408
Marshall	149	Adv trmt - phos, trmt Ph 2	280547	53	\$11,585,492
Randall	150	Rehab collection and treatment	280786	53	\$5,750,000
Wabasha	151	Rehab collection and treatment, LS	280854	53	\$23,366,600
Saint Leo	152	Rehab collection	280352	53	\$824,000
Bagley	153	Rehab collection and treatment	280788	53	\$5,286,000
Baudette	154	Rehab collection - Hwy 72	280929	53	\$2,651,000
Baudette	155	Rehab collection - Westwood	280930	53	\$1,983,000
Bellechester	156	Rehab collection	280772	53	\$1,372,000
Darwin	157	Rehab collection and treatment	279562	53	\$3,330,000
Grygla	158	Rehab collection and treatment	280648	53	\$2,219,100
Utica	159	Rehab collection and treatment	280780	53	\$5,855,000
Winger	160	Rehab collection and treatment	280642	53	\$2,841,000
Jordan	161	Rehab treatment	280781	52	\$16,540,000
Tintah	162	Unsewered, connect to Campbell	280523	52	\$2,700,000
Baxter - Stormwater	163	Whiskey Creek wetland	280715	51	\$1,700,000
MCES L32A Lift Station	164	Fridley lift station	280742	51	\$51,035,520
MCES Mpls Interceptor 2	165	Interceptor improvements	280213	51	\$21,584,532
Goodhue	166	Regionalize, connect to North Zumbro SD	280820	51	\$18,000,000
Blooming Prairie	167	Rehab collection	280232	51	\$3,080,100
Flensburg	168	Rehab collection	280814	51	\$2,615,800
Foley	169	Rehab collection	280500	51	\$133,000
Lake Henry	170	Rehab collection and treatment	280691	51	\$761,000
Laketown Township	171	Regionalize, connect MCES Blue Lake	280883	51	\$1,300,000
Madison	172	Rehab collection	280834	51	\$2,937,324
Wells	173	Rehab collection	280917	51	\$2,785,048
Cold Spring	174	Rehab/expand treatment	280836	50	\$30,000,000
Mankato - Stormwater	175	Warren Street pond improvements	280537	50	\$1,450,000
North St. Paul - Stormwater	176	Franklin Pond filtration bench	280868	50	\$386,647
North St. Paul - Stormwater	177	Casey Lake park capture and reuse	280869	50	\$871,200
May Twp - Carnelian Hills	178	Adv trmt - nitrogen, recirculating media filter	280687	50	\$1,000,000
Scandia - Bliss	179	Adv trmt - nitrogen, rehab LSTS	280805	50	\$1,600,000
Zumbrota	180	New North Zumbro SD WWTP	280812	49	\$30,000,000
Elysian - Stormwater	181	Infiltration basin	280508	49	\$2,320,000
Browerville	182	Rehab collection, Creamery Ave, LS and FM	280850	49	\$2,843,944
Howard Lake	183	Rehab collection, Ph 2	279880	49	\$7,625,500
Sebeka	184	Rehab treatment	280697	49	\$4,249,350
Inver Grove Heights - Stormwater	185	Dickman Industrial Park Wet Extended Detention Basin	280323	48	\$1,182,969
Saint Paul - Stormwater	186	Flandrau-Case Pond expansion and filter bench	280818	48	\$878,025
Avoca	187	Rehab collection, pond improvements	280601	48	\$560,560
Litchfield	188	Rehab treatment, expand bio capacity	280842	48	\$55,000,000
Calumet	189	Rehab collection	280351	48	\$160,000
Clarks Grove	190	Rehab collection	280901	48	\$7,464,500
Detroit Lakes	191	Rehab collection, Campbell Ave and Linden Lane	280717	48	\$1,410,000
Fosston	192	Rehab treatment, add pond	280683	48	\$9,628,658

Project name	Rank	Project Description	Project Number	Priority Points	Estimated Project Cost
Marble	193	Rehab collection	280870	48	\$2,200,000
Wahkon	194	Rehab collection	280593	48	\$1,800,000
Appleton	195	Rehab collection, Schlieman Ave	280758	47	\$7,615,000
Appleton	196	Rehab collection, Ph 2	280819	47	\$12,200,000
Grand Marais	197	Rehab treatment, primary and secondary	280921	47	\$8,954,000
Apple Valley - Stormwater	198	Whitney Pond expansion	280860	47	\$1,000,084
Inver Grove Heights - Stormwater	199	Dawn Way neighborhood rain gardens and infiltration ch	280840	47	\$3,724,000
Kandiyohi County	200	Unsewered, Big Kandiyohi Lake, Island & Point Area	280662	46	
Birchwood Village	201	Rehab collection, Wildwood lift station	280793	46	\$500,000
MCES Blue Lake Int. System Improvements	202	Interceptor improvements	279356	46	\$20,023,115
MCES Brooklyn Park-Champlin (BPCI)	203	Interceptor improvements	280545	46	\$54,025,026
MCES Hopkins System Improvements	204	Interceptor improvements	272493	46	\$2,983,719
MCES Lk Minnetonka Int. Improvements	205	Regional Interceptor Improvements	280749	46	\$36,980,000
MCES MWWT Asset Renewal	206	Plant improvements	280346	46	\$116,520,013
MCES MWWT Rehab & Facilities Imp	207	Rehab treatment facilities	279435	46	\$34,777,659
MCES St. Bonifacius LS/FM Rehab	208	Rehab lift station and forcemain	280269	46	\$24,129,005
MCES St. Paul Interceptor	209	Rehab interceptor	280347	46	\$59,328,148
Morristown	210	Rehab treatment	280665	46	\$1,000,000
Osseo	211	Rehab collection, LS 1-3, forcemains	280874	46	\$1,600,000
Porter	212	Rehab collection	280822	46	\$1,115,000
Saint Cloud	213	Rehab treatment, solids/energy improvements	280857	46	\$50,300,000
Sartell	214	Rehab collection	280914	46	\$4,216,000
Big Lake	215	Rehab/expand treatment	280831	46	\$18,000,000
Clara City	216	Rehab collection	280844	46	\$10,230,239
Murdock	217	Expand treatment, add pond	279679	46	\$400,000
Red Lake Falls	218	Rehab collection	280760	46	
Capitol Region WD - Stormwater	219	Convert dry to wet pond, iron/sand filter	280359	46	\$535,000
Evansville	220	Rehab collection and treatment, LS	280815	46	\$2,000,000
Eveleth	221	Rehab collection	280833	46	
Kerkhoven	222	Rehab treatment	280361	46	\$650,000
Annandale	223	Rehab collection, Hwy 55	280645	45	\$1,157,352
Mankato	224	Rehab trmt, digester and disinfection improvements	280580	45	\$43,312,500
MCES Seneca Solids Processing Improvements	225	Biosolids improvements	280266	45	\$27,287,362
Sanborn	226	Rehab collection and treatment	280756	45	\$8,837,100
Blue Earth WTP	227	Adv trmt - chlorides, new WTP	280770	45	\$6,000,000
Foxhome	228	Unsewered, collection and treatment	279617	45	\$3,700,000
Mahnomen	229	Unsewered, connect to Mahnomen WWTP	280510	45	\$1,568,906
Perham	230	Rehab collection, Main St/CSAH 80	280902	45	\$8,948,000
Lone Pine Twp	231	Unsewered, connect to East Itasca WWTP	280507	44	\$9,272,526
Mazeppa	232	Rehab collection and treatment	280728	44	\$28,865,426
MCES Empire WWTP Solids Improvements	233	Biosolids improvements	280268	44	\$46,258,703
MCES Hastings	234	New WWTP, design/build	280810	44	\$165,000,000
Pine City	235	Rehab treatment	280848	44	\$5,000,000
Richmond	236	Rehab collection	280614	44	\$1,500,000
Winona	237	Adv trmt - phos	280779	44	\$20,000,000
Moorhead	238	Rehab collection	280635	44	\$18,048,080
East Gull Lake	239	Consolidate treatment	280555	44	\$4,170,000
Oronoco Twp - Sunset Bay	240	Unsewered, potential SSTS	280532	43	\$1,196,000
Mankato - Stormwater	241	Upper Indian Creek	280596	43	\$8,000,000
Benson	242	Rehab treatment	280563	42	\$3,200,000
Mower County - Dobbin's Creek	243	Unsewered, potential SSTS	280706	41	
Altura	244	Rehab collection and treatment	280846	41	\$4,900,000
Cook	245	Rehab collection and treatment, LS, pond imp	280784	41	\$367,500
Harmony	246	Rehab treatment, UV disinfection	280922	41	\$1,700,000
Long Prairie	247	Rehab and treatment, main LS and biosolids	280852	41	\$5,679,700
Willmar WTP	248	Adv trmt - chlorides, new WTP	280579	41	\$8,929,302
Madison Lake - Stormwater	249	Ball park area and Lake Ave improvements	280602	40	\$1,087,469
Frazee	250	Rehab collection, East Main Ave	280826	40	\$520,000
Northern Twp - Waville	251	Rehab treatment - MSTs	280695	40	\$170,000
Pequot Lakes	252	Rehab coll and trmt, main LS, forcemain, 3rd pond	280768	40	\$3,600,000
Thief River Falls	253	Rehab collection	280587	40	\$3,150,000
Walker	254	Rehab collection	280811	40	\$2,490,000
Kandiyohi County	255	Unsewered, Big Kandiyohi Lake, North/NW Area	280664	39	
Aitkin	256	Rehab treatment	280721	39	\$11,670,000

Project name	Rank	Project Description	Project Number	Priority Points	Estimated Project Cost
Browerville	257	Rehab treatment	272617	39	\$6,205,600
Granada	258	Rehab collection	280931	39	\$300,000
Wanamingo	259	Regionalize, connect to North Zumbro SD	280813	39	\$18,000,000
Lake View Twp - W. Lake Melissa	260	Unsewered, potential SSTS	280061	39	\$750,000
Plummer	261	Rehab collection	280656	39	\$2,586,500
Jackson	262	Rehab collection, LS4 & FM	280835	38	\$2,400,000
Barrett	263	Rehab collection	280501	38	\$2,824,000
Deerwood	264	Rehab collection, lift station	279632	38	\$150,000
Onamia	265	Rehab collection	280516	38	\$2,512,000
Palisade	266	Rehab collection	280942	38	
Stephen	267	Rehab pond	280688	38	\$881,000
Twin Valley	268	Rehab collection	280244	38	\$460,000
Wanda	269	Rehab treatment	280912	38	\$379,000
Kandiyohi County	270	Unsewered, Big Kandiyohi Lake, South/SW Area	280663	37	
Mahnomen	271	Unsewered, Marsh Ck & Pembina Twp	280924	36	\$3,462,000
Oslo	272	Rehab treatment, pond and LS improvements	280919	36	\$10,000,000
Canton	273	Rehab collection and treatment	280936	36	\$4,073,000
Clarkfield WTP	274	Adv trmt - chlorides, new WTP	280701	36	\$3,930,000
Sacred Heart WTP	275	Adv trmt - chlorides, install RO	280677	36	\$8,975,000
Sebeka	276	Rehab collection	279644	35	\$889,950
Rice County - Cedar Lake	277	Unsewered, collection and LSTS	280603	35	\$13,555,000
Roscoe	278	Adv trmt - nitrogen, recirculating gravel filter	280342	35	\$2,022,000
Bemidji	279	Rehab treatment	280578	34	\$1,200,000
Silver Creek Twp - Stewart River	280	Unsewered, connect to Two Harbors	280690	33	\$20,525,000
Menahga	281	Rehab collection 1st St SE and 2nd St N areas	280808	33	\$1,380,425
Olivia WTP	282	Adv trmt – chloride, add RO to WTP	280871	32	\$5,200,000
Staples	283	Rehab collection	280926	31	\$4,567,528
Kensington - Stormwater	284	Swale, pond	280911	30	\$350,000
Delhi	285	Rehab collection and treatment	280909	26	\$2,108,000
Truman WTP	286	Adv trmt - chlorides, WTP	280613	26	
Northern Twp	287	Unsewered, connect to Bemidji WWTP	280906	25	\$6,142,944
Long Prairie	288	Rehab/expand treatment	280521	25	\$1,496,000
Paynesville	289	Expand WWTP	280847	25	\$30,000,000
Perham	290	New mechanical WWTP	280927	25	\$77,950,500
Northfield	291	Rehab/expand treatment	280348	24	\$10,828,875
Medford	292	Regionalize, connect to Owatonna	280947	20	\$4,500,000
South Haven	293	Rehab collection	280753	20	\$1,564,000
Royalton	294	Rehab collection	280828	19	\$1,850,900
Wilder	295	Unsewered, connect to Windom	280748	16	\$3,900,000
Coates	296	Unsewered, connect to MCES	280797	14	\$12,200,000
Garrison Kathio WMLL SD	297	Rehab collection, LS SCADA/backup generator	280875	13	\$2,600,000
Mahnomen	298	Unsewered, connect to Mahnomen	280880	6	\$3,648,542
Laketown Township	299	Unsewered, potential MSTs	280884	5	\$2,850,000
Vernon Center	300	Rehab treatment	280669	1	\$1,234,500
Total Projects	300				\$3,140,962,501

Community Name	Population of Community	Length of Sewer System (miles)	Length of privately owned service laterals (miles):	% of Sewer >50 years old	% of Sewer 30-50 years old	% of Sewer <30 years old	Community has oversight of privately owned service	Community has an Asset Management Program	Monthly Sewer Service Charge (based on 5,000	NPDES/SDS permit number	Age of Treatment Facility (years)
Ada	1707	35		40	30	30	Yes	No	31	MNG580095	52
Adams	796	5		30	35	35	Yes	No	32	MN0021261	31
Adrian	1201	10		70	20	10	No	Yes			
Afton	2986	1	1	0	0	100	No	No	50		6
Aitkin	2165	15		30	30	40	Yes	Yes	45	MN0020095	55
Albany	2830	13	1	10	15	75	Yes	Yes	14	MN0020575	36
Albert Lea	18016	129		70	15	15	Yes	Yes	34	MN0041092	41
Alberta	95	1		0	100	0	No				
Albertville	7262	34		10	20	70		Yes	26	MN0050954	20
Alden	661	7		86		14	No	No	27	MNG585118	40
Alexandria Lakes Area Sanitary District	26500	325	15	11	44	45	Yes	Yes	37	MN0040738	45
Altura	493	4		80	20		No	No	93	MN0021831	48
Amboy	535	4		0	5	95	Yes	Yes	47	MN0022624	32
Andover	31692	104			50	50	No	Yes	21		
Apple Valley	55638	212		20	50	30	Yes	Yes	76		
Appleton	1367	12		70	25	5	No	No	100	MN0021890	1998
Arden Hills	9552	49		5	70	25	Yes	Yes	65		
Arlington	2233	38		40	30	30	No	No	53	MN0020834	10
Ashby	446	5			1	99	Yes	Yes	50	MNG580087	30
Askov	340	10			90	10	No	Yes	37	MNG585229	13
Audubon	560							Yes	51	MNG585148	21
Aurora	1682	19		25	25	50	No	No	50	MN0020494	20
Austin	24718	130		75	10	15	Yes	No	40	MN0022683	73
Avoca	111	3		0	0	100	No	Yes	52	MNG585165	18
Avon	1550	10			47	53	No	No	30	MN0047325	20
Babbitt	1505	11		90	7	3	No	No	95	MN0020656	28
Bagley	1475	10		61	20	19	No	No	30	MN0022691	20
Balaton	643	6			80	20	No	No	46	MN0020559	33
Barnum	613	10				100	No	No	28	MNG580142	36
Baudette	1106	12		35	37	28	Yes	No	45	MNG585174	50
Baxter	8500	86			10	90	Yes	No	38		
Bayport	4058	13		70	10	20	No	Yes	50		
Beaver Bay	181	5	1		50	50	Yes	No	26	MN0040754	37
Beaver Creek	297	3				100	No	No		MNG580055	
Becker	4908	37			45	55	Yes	Yes	36	MN0025666	15
Bejou	85					100	No	No	15		12
Belgrade	743	14				100	No	No	65	MN0051381	40
Belle Plaine	7485	36			16	84	No	Yes	74	MN0022772	18
Bellechester	175	3			90	10	No	No	29	MN0022764	29
Bemidji	15946	115	2	22	28	50	Yes	Yes	38	MN0022462	38
Benson	3240	28		45	25	30	No	Yes	46	MN0020036	35
Bethel	476	3				100	Yes	No	39	MN0058475	30
Big Falls	235	4			50	50	Yes	No	40	MNG585135	57
Big Lake	11551	68		10	20	70	No	No	57	MN0041076	47
Bingham Lake	128	8				100	No	No	30		
Birch Point Service District		2	1			100	Yes	No	167		6
Birchwood	870	5			75	25	No	Yes	31		
Bird Island	1005	10		0	2	98	Yes	Yes	32	MN0022829	46

Community Name	Population of Community	Length of Sewer System (miles)	Length of privately owned service laterals (miles):	% of Sewer >50 years old	% of Sewer 30-50 years old	% of Sewer <30 years old	Community has oversight of privately owned service	Community has an Asset Management Program	Monthly Sewer Service Charge (based on 5,000)	NPDES/SDS permit number	Age of Treatment Facility (years)
Biwabik	969	14			15	85	No	Yes	43	MNO053279	37
Bixby Subordinate Service District Steele County Planning & Zoning	100	1		0	0	100	No	No			
Blomkest/Svea Sewer Board	252	6		0	0	100	No	No	70	MNO069388	11
Blooming Prairie	1926	19		34	37	29	No	No	46	MNO021822	32
Bloomington	90271	355	165	79	17	4	No	Yes	18		
Blue Earth	3353	26		30	30	40	Yes	No		MNO020532	58
Bock	106	2				100	No	No	38		
Borup	91	2		0	100	0	No	No	30	MNO022853	53
Bovey	726	5		22	8	70	No	Yes	47		
Bowlus	300	2		80	10	10	No	No	23	MNO020923	58
Braham	1796	10		85	10	5	No	No	94	MNO022870	11
Brainerd	14395	79	0	17	25	62	Yes	No	29	MNO049328	13
Brandon	489	4			31	69	No	No	55	MNO055841	35
Breckenridge	3340	17	1350	40	40	20	No	No	23	MNO022900	2004
Breezy Point	2406	22			55	45	Yes	No	25	MNO047457	45
Brook Park	135										
Brooklyn Center	33782	98	60	25	4	71	No	Yes	35		
Brooklyn Park	86500	267		23	52	25	No	Yes	30		
Brookston	100										
Brooten	750	4			90	10		No	35	MNG585271	10.5
Browerville	790	8		30	9	61	No	Yes	39	MNO022926	27
Browns Valley	546	6		0	14	86	Yes	No	46	MNO022942	35
Brownsville	566	3		0	90	10	No	No	39	MNO053562	17
Brownton	731	6	0	0	0	100	No	No	38	MNO022951	48
Buckman	307	4				100	No	No			
Buffalo	16386	98		11	20	69	Yes	Yes	64	MNO040649	26
Buffalo Lake	702	12			80	20	No	No	30	MNG585373	32
Burnsville	61203	242		4	56	40	No	Yes	25		
Byron	5392	38	2	10	25	65	No	Yes	51	MNO049239	19
Caledonia	2836	11		60	20	20	No	Yes	32	MNO020231	58
Callaway	234	2				100	No	Yes	18	MNT022985	30
Cambridge	8222	56		0	35	65	Yes	No	28	MNO020362	9
Campbell	158	2			100		No	No	30	MNG585130	47
Canby	1795	15			10	90	No	No	30	MNG585154	28
Cannon Falls	4083	30		10	20	70	No	Yes	65	MNO022993	22
Canton	310	3		92		8	No	No	38	MNO023001	15
Carlos	498	8	0	0	0	100	No	Yes	27	MN 002319	34
Carlton	964	4		23	16	61	Yes	Yes	48		
Cascade Twp		1	1			100	No	No			
Cass Lake	682	4		25	25	50	No	Yes	96		43
Castle Danger Sewer District	1379	10		0	0	100		Yes	50	MNO063908	23
Cedar Mills	64	3				3	Yes	No	85	MNO066605	
Center City	640	7			75	25	Yes	No	95		
Centerville	4050	19	16		30	70	No	No	39		
Central Iron Range Sanitary Sewer District	6091										
Ceylon	369	10	0		100		Yes	No	35	MNG585006	33
Champlin	24827	99		5	35	60	No	No	30		
Chanassen	23484	134		15	50	35	Yes	Yes	79		

Community Name	Population of Community	Length of Sewer System (miles)	Length of privately owned service laterals (miles):	% of Sewer >50 years old	% of Sewer 30-50 years old	% of Sewer <30 years old	Community has oversight of privately owned service	Community has an Asset Management Program	Monthly Sewer Service Charge (based on 5,000	NPDES/SDS permit number	Age of Treatment Facility (years)
Chaska	23770	109	12	15	30	55	No	No	25		
Chatfield	2915	18	18	63	16	21	No	No	65	MN0021857	14
Chisago City	5765	28		20	45	35	No	No	52		
Chisago Lakes Joint Sewage Treatment Commission		20		0	10	90	No	No		MN0055808	17
Chisholm	4976	21		49	15	36	Yes	Yes	48		
Clara City	1423	27		45	30	25	No	No	55	MN0023035	19
Claremont	548	5				3	No	No	48	MN0022187	17
Clarissa	662										
Clarkfield	804	30		15	15	70	No	Yes	25		
Clarks Grove	706	4		70	10	20	No	No	21	MNG580067	55
Clear Lake	630	5				60	No	Yes	162		
Clearbrook	478	5		0	26	74	Yes	Yes	42	MNG580098	30
Cleveland	719	10		16	50	34	No	No	56	MNG585009	36
Cloquet	12124	49		42	20	38	Yes	Yes	31		
Cohasset	2757	13		0	25	75	Yes	Yes	45		
Cokato	2694	18		50	20	30	Yes	No	50	MN0049204	2
Cold Spring	4205	30				20	Yes	No	29	MN0023094	19
Coleraine	2002	9		80	10	10	Yes	No	46		
Coleraine, Bovey, Taconite Joint Wastewater Commission	2224	8				100	Yes	Yes	42	MN0053341	36
Cologne	1519	9				60	No	No	40	MN0023108	22
Columbia Heights	20118	59		90	4	7	No	No	30		
Comfrey	382	11	0	20		80		No	35	MN0021687	10
Comstock	100	2	1	100			No	No	25	MNG585131	57
Cook	574	8				1	No	No	36	MNG580179	35
Coon Rapids	61476	249	1	24	56	20	No	Yes	34		
Corcoran	5986	4				100	No	No	60		
Cottage Grove	41000	150	7	29	33	38	Yes	Yes	24		
Cottonwood	1230	9		80	15	5	No	Yes	72		
Courtland	611	15	0			100	No	Yes	55		
Crane Lake Water and Sanitary District	150	9	0	0	0	100	No	No	86	MN0066371	17
Crosby	2360						No	No	47		
Cross Lake Area Water & Sanitary Sewer District											
Crosslake	2500	6	1			100	Yes	No	54	MN0064882	21
Crystal	22151	88		95	0	5	Yes	Yes	28		
Currie	223	2	0	50		50	No	No	36	MNG580221	14
Cyrus	288	3		65	10	25	No	Yes	25	MN0052396	34
Dalton	253	3					Yes	No	46	MN0023141	30
Danube	505	4				100	No	No	12	MNG580057	45
Darfur	95	1				100	Yes	No	53		20
Dawson	1454	11		0	0	100	No	No	45	MN0021881	19
Dayton	5011	43				100	Yes	No	27		
Deephaven	3677	32		25	73	2	No	Yes	47		
Deer Creek	327	5		30	45	25	No	No	66	MNG585180	55
Deer River	937	7		25	35	40	No	Yes	51	MN0051616	30
Delano	7023	36		16	14	70	Yes	Yes	60	MN0051250	19
Delhi		2				100	No	No	64	MN0067008	17
Dennison	220	2		10	45	45	No	No	35	MN0022195	30
Detroit Lakes	9500	95		24	19	57	Yes	Yes	60	MN0020192	2019

Community Name	Population of Community	Length of Sewer System (miles)	Length of privately owned service laterals (miles):	% of Sewer >50 years old	% of Sewer 30-50 years old	% of Sewer <30 years old	Community has oversight of privately owned service	Community has an Asset Management Program	Monthly Sewer Service Charge (based on 5,000	NPDES/SDS permit number	Age of Treatment Facility (years)
Dilworth	4475	23		40	10	50	No	No	34		
Donaldson	20	10	0			100	No	No	25		
Doran	32										
Dover	807	3	2	0	50	50	No				
Duluth	86211	398		60	19	21	Yes	Yes	50		
Dumont	80	1	0			100	No	No	45	MNO064831	2
Dunnell	133	2				100	No	No	33	MNG585279	22
Eagan	68394	275		25	57	18	No	Yes	34		
Eagle Bend	535	6		20	0	80	Yes	Yes	45	MNO023248	17
East Bethel	11626	10				100	No	No	26		
East Grand Forks	9045	45		20	50	30	Yes	Yes	45		
East Gull Lake	1030	25			25	75	Yes	No	37	MNO059871	32
East Koochiching Sanitary Sewer District	6200	50	40	0	20	80	No	No	34		
Easton	192	2		20		80	No	No	28		
Eden Prairie	62729	262		5	50	45	Yes	Yes	78		
Eden Valley	1076	8		10	40	50	No	Yes	37	MNO023281	40
Edgerton	1258	13	11	40	35	25	Yes	Yes	61	MNG585011	49
Edina	47941	200		70	20	10	Yes	Yes	90		
Elbow Lake	1200	7		0	2	98	Yes	No	45	MNO051535	35
Elgin	1115	8		60	15	25		No	40		
Elk River	23147	123		5	40	55	No	Yes	24	MNO020788	6
Elko New Market	4815	20			10	90	No	Yes	55		
Elkton	154	3			100		No	No	45		
Ellendale	647	6			85	15	No	No	23	MNG580014	45
Ellsworth	482			100			No	No	18	MNG585015	43
Elmdale	1021										
Elmore	549	1			50	50	Yes	No	21	MNG580000	9
Elrosa											
Elysian	737	7			90	10	No	Yes	57	MNG585285	22
Emily	862	4				100	No	No	57	MNO067628	17
Empire Township	3033	11		0	25	75	No	Yes	38		
Erhard	146										
Evansville	612	4		0	5	95	Yes	No	33	MNG585074	25
Eveleth	3718	23		59	10	31	No	No	22	MNO023337	15
Everts Township	1200										
Excelsior	2188	12		80	15	5	No	No	34		
Eyota	2039	14			40	60	No	No	36		
Fairfax	1200	10		25	28	47	Yes	Yes	32	MNG585060	21
Fairmont	10666	75		40	35	25	No	Yes	36	MNO030112	17
Falcon Heights	5321	15		75	10	15	No	No	29		
Faribault	23352	130		31	22	47	No	Yes		MNO030121	13
Farmington	22309	96		28	28	44	Yes	Yes	20		
Federal Dam	110	5		0	0	100	No	No	31	MNO063487	22
Fergus Falls	13845	94		38	18	44	No	No	32	MNO050628	38
Fertile	804	4		0	70	30	No	No	18	MNO052370	30
Finlayson	303	5			100		No	No	23	MNG585203	40
Fisher	435	3			85	15	No	Yes	50	MNG585000	10
Floodwood	512	7	2	10	80	10	No	No	41	MNO023442	2

Community Name	Population of Community	Length of Sewer System (miles)	Length of privately owned service laterals (miles):	% of Sewer >50 years old	% of Sewer 30-50 years old	% of Sewer <30 years old	Community has oversight of privately owned service	Community has an Asset Management Program	Monthly Sewer Service Charge (based on 5,000	NPDES/SDS permit number	Age of Treatment Facility (years)
Foley	2603	17		20	30	50	Yes	No	25		30
Forada	185	3				100	Yes	Yes	83		
Forest Lake	20220	91		30	50	20	No	Yes	36		
Foreston	533	3			100		No	Yes	32	MNG585017	40
Fosston	1527	13		55	25	20	Yes	No	38	MN0022128	56
Franklin	471	5		20	10	70	Yes	Yes	63	MN0021083	50
Frazee	1401	10		8	8	84	No	Yes	25	MN0022021	36
Freeport	680						Yes	Yes	38	MNG585019	30
Fridley	29374	109	135	90	8	2	No	Yes	78		
Frost	198	6				100	No	No	50	MNG585120	20
Fulda	1381	10		30	45	25	Yes	Yes	15	MNG585188	51
Garfield	354	2		1	1	98	No	No	40	MN 585158	10
Gary	214	5		0	0	100	No	Yes	45	MNG585175	17
Gaylord	2305	18		5	15	80	No	Yes	25	MNG580204	37
Gem Lake	560										
GEM Sanitary District	665	18	0		100		Yes	No	32	MNG580205	31
Geneva	525	3	3	33	45	22	No	No	12	MNG585292	50
Gibbon	802	8		40	40	20	No	No	25	MNG585020	62
Gilbert	1799	7	1	70	10	20	No	Yes	100	MN0020125	3.5
Gilman	224	4				90	No	No	80	MNG585021	57
Glacial Lakes Sanitary Sewer and Water District	3911	50				100	Yes	Yes	54	MN0052752	23
Glenwood	2564	21		60	20	20	No	Yes	54	MN0052710	36
Golden Valley	22715	113		73	7	20	Yes	Yes	35		
Gonvick	287	3		0	99	1	No	No	30	MN0020541	10
Good Thunder	583	6		80	10	10	Yes	No	45	MNG580206	19
Goodhue	1176	6			60	40	No	Yes	36	MN0020958	36
Goodview	4064	23			30	70	No	Yes	24		
Grand Marais	1351	16		15	45	40	No	Yes	55	MN0020010	34
Grand Meadow	1139	11		1	43	56	No	No		MN0023558	1
Grand Rapids	11242	70		30	30	40	No	Yes	37	MN0022080	12
Grasston	158	2		0	90	10	No	No	30	MN0025691	47
Green Isle	559	19				100	Yes	Yes	60		
Greenfield	2777	4				100	No	Yes	67	MN0063762	20
Greenwood	718	5		75	20	5	Yes	No	65		
Grygja	180	3			100		No	Yes	36	MNG585139	36
Gully	66										
Hackensack	313	7	0	0	10	90	No	Yes	38	MN0053490	23
Halma											
Halstad	597	5			90	10	Yes	Yes	3	MN0020770	52
Hamburg	525	4		0	80	20	No	No	32	MN0025585	44
Hammond	130	1				100	No	No	52	MN0066940	13
Hancock	769	10				100	Yes	No	35	MNG585299	10
Hanley Falls	260	7	2	50	20	30	No	No	50	MNG580122	51
Hanska	393	3			100		No	No	20	MN0052663	45
Hardwick	197	4		100			No	No	20	MNG585194	51
Harris	1132	3		98		2	No	No	73	MN0050130	15
Hastings	23000	89		13	22	65	No	Yes	83		
Hatfield	54	2		0	0	100	Yes	No	40		12

Community Name	Population of Community	Length of Sewer System (miles)	Length of privately owned service laterals (miles):	% of Sewer >50 years old	% of Sewer 30-50 years old	% of Sewer <30 years old	Community has oversight of privately owned service	Community has an Asset Management Program	Monthly Sewer Service Charge (based on 5,000	NPDES/SDS permit number	Age of Treatment Facility (years)
Hawley	2219	11		0	20	80	Yes	No	30	MN0020338	18
Hayfield	1364	8			50	50	No	Yes	75	MN0023612	4
Hazel Run	63	2				100	Yes	No	40		7
Henderson	992						No	No	72		
Hendricks	713	7		50	20	30	Yes	Yes	45	MNG585377	18
Hendrum	307	3		27	10	63	No	No	41	MNG585176	17
Henning	802	6			40	60	Yes	No	45	MN0041131	25
Herman	384	5	0			100	No	Yes	36	MN 6580177	19
Hermantown	10221	71		0	85	15	Yes	No			
Heron Lake	698	6	300	0	80	20	Yes	No	44	MNG585189	42
Hewitt	271	3				100	No	Yes	25	MNG585024	32
Hibbing	16361	102		80	15	5	Yes	Yes	50	MN0030643	10
Hill City	610	10		35	55	10	No	No	43	MNG585182	16
Hillman	40940										
Hilltop	959	1				100	No	No	30		
Hinckley	1964	13		45	25	30	No	No	54	MN0023701	26
Hitterdal	201	2				70	No	No	85	MNG585178	53
Hoffman	681	4				5	95	No	49	MN585134	11
Hokah	555	6		5	95	0	Yes	Yes	38	MN0021458	15
Holdingford	708	6				5	95	No	16	MN0023710	24
Hollandale								No			
Holloway	89	2	1	10	80	10	No	No	11	MN0023728	
Holt	88										
Hopkins	18573	43		19	20	61	Yes	Yes			
Houston	979	4		50	25	25	No	No	46	MN0023736	1
Howard Lake	2071	19		10	50	40	Yes	No	77		
Hoyt Lakes	1979	23		79	15	6	No	Yes	55	MN0020206	68
Hugo	13878	54		0	10	90	Yes	No	22		
Hutchinson	14600	90		30	30	40	No	Yes	36	MN0055832	35
Ihlen	63	2				100	Yes	No	45	MN0063100	26
International Falls	6424	41		29	56	15	No	Yes	27		
Inver Grove Heights	35234	150		5	35	60	No	Yes	20		
Iona	123	10		0		100	Yes	Yes	38		
Ironton	572	3		98		2		No	25		
Ivanhoe	559	5	1	20	70	10	No	No	38	MNG580103	50
Jackson	3323	27		40	22	38	Yes	No	33	MN0021377	33
Janesville	2256	23		10	36	54	Yes	No	30	MNG580025	32
Jeffers	369	5		5	75	20	No	No	35	MNG585111	50
Jordan											
Kandyohi	569	18	0	70	0	30	Yes	Yes			
Karlstad	720							No	45	MNG585146	1970
Kasson	6921	41	27	18	34	48	Yes	Yes	69	MN0050725	19
Kelliher	256	4				25	75	No	35	MNG585068	50
Kellogg	469	5				100	No	Yes	36	MNG585000	28
Kenneth	55	2				100	No	Yes	35		14
Kenyon	1960	15	8	60	15	25	Yes	Yes	34	MN0021628	73
Kerkhoven	805	7		95		5	No	Yes	24	MN0020583	55
Kettle River	180	2		5		95	No	Yes	48	MNG585183	34

Community Name	Population of Community	Length of Sewer System (miles)	Length of privately owned service laterals (miles):	% of Sewer >50 years old	% of Sewer 30-50 years old	% of Sewer <30 years old	Community has oversight of privately owned service	Community has an Asset Management Program	Monthly Sewer Service Charge (based on 5,000	NPDES/SDS permit number	Age of Treatment Facility (years)
Kiester	486	3	0	75		25	Yes	Yes	29	MNG585097	1972
Kilkenny	156	2		0	0	100	Yes	No	16		
Kimball	768	6		5	15	80	No	Yes	71	MNO052647	37
Lafayette	504	3		0	0	100	No	Yes	59	MNO023876	63
Lake Benton	683	2	3	20	30	50	No	No	29	MNO023884	56
Lake Crystal	2593	30		40	20	40	No	No	45	MNO055981	37
Lake Elmo	8069	33		0	5	95	Yes	Yes	61		
Lake Henry	103	2		10	25	65	No	Yes	40	MNO020885	20
Lake Lillian	253										
Lake Park	783	6		12	10	78	No	No	42	MNG585157	36
Lake Shore	1004	4		0	75	25	No	Yes	42	MNO059862	32
Lake Washington Sanitary District	2000	14				100	Yes	Yes	65		
Lake Wilson	251	5				80	No				
Lakefield	1700	10	1	35	5	60	No	Yes	129	MNO020427	34
Laketown Township	1986	8		0	86	14	Yes	No	92	MNO054399	38
Lakeville	72531	295		1	15	84	Yes	Yes	89		
Lamberton	824	8		33	5	62	No	No	42	MNG585100	63
Lancaster	340	3		5	75	20	No	No	35		
Landfall	843	2	2	0	0	100	No	No	25		
Lanesboro	754	6		85		15	No	No	51	MN 0020044	2
Lansing Township	200	10		0		100	No	No	60	MNO063461	19
Lauderdale	2271	6				100	No	Yes			
Le Center	2499	15			30	70	No	No	14	MNO023931	18
Le Sueur	4213	5				100	No	Yes	112	MNO068195	15
Leota	202	2	3	5	10	85	Yes	No	40	MNG585219	24
Lester Prairie	1705	10		47	26	27	No	Yes	39	MNO023957	15
Lewiston	1620	10		30	20	50	No	Yes	40	MNO023965	20
Lexington	2356	10		95	0	5	Yes	Yes	23		
Lindstrom	4532	25		25	50	25	No	Yes	27		
Lino Lakes	22119	86		0	22	78	No	Yes	27		
Litchfield	6726	37		38	28	34	No	Yes	55	MNO023973	10
Little Falls	9110	70		75	15	10	No	Yes	51	MNO020761	1
Littlefork	562	6		80	0	20	Yes	No	32	MNG585081	53
Long Lake	1768	12				50	No	No	80		
Long Prairie	3458	17		29	26	45	No	Yes	31	MNO066079	3
Lonsdale	4004	31		0	40	60	Yes	Yes	63	MNO031241	19
Loretto	650	4		0	40	60	No	No	50	MNO023990	52
Lowry	334	4		0		100	Yes	No	36	MNG585123	13
Luverne	4745	33		60	20	20		No	45	MNO020141	1
Mabel	720	4		20	0	80	Yes	No	60	MNO020877	21
Madelia	2409	12	0	75	20	5	Yes	Yes	50	MNO024040	26
Madison Lake	1136	14		33	33	34	No	Yes	60		
Magnolia	196	2		90		10	No	No	43	MNG585190	20
Mahtomedi	8134	39		35	35	30	No	Yes	40		
Mankato	39309	215	28	22	22	56	No	Yes	35	MNO030171	23
Maple Grove	72000	294		25	25	50	No	Yes	21		
Maple Plain	1801	11		50	28	22	Yes	Yes	37		
Mapleton	1756	11		10	48	42	Yes	Yes	20	MNO021172	28

Community Name	Population of Community	Length of Sewer System (miles)	Length of privately owned service laterals (miles):	% of Sewer >50 years old	% of Sewer 30-50 years old	% of Sewer <30 years old	Community has oversight of privately owned service	Community has an Asset Management Program	Monthly Sewer Service Charge (based on 5,000	NPDES/SDS permit number	Age of Treatment Facility (years)
Mapleview	190	1	0		100		No	No			
Maplewood	42088	154		53	27	20	No	Yes	22		
Marble	701	7		70	20	10	No	No	40		
Marshall	13641	83		26	18	56	Yes	Yes	50	MNO022179	48
Mayer	2453	11			18	82	Yes	Yes	50	MNO021202	17
MCES - Metro Council Env. Services		637	0	40	30	30	No	Yes		MCES has 9 treatment plants, please request this information as there is not enough room to enter.	85
McGrath	80	8				100	No	No	28		
McGregor	367	4		45	41	14	No	No	50	MNO024023	30
McIntosh	625	6		45	15	40	No	Yes	13	MNG585031	46
Medford	1238	12			53	47	No	Yes	63	MNO024112	13
Medicine Lake	337	2	4			100	No	No			
Medina	6996	44		5	16	79	Yes	Yes	34		
Melrose	3616	21		60	30	10	No	No	33	MNO020290	57
Menahga	1306	15		5	35	60	No	Yes	42	MNG585032	10
Mendota	198	4			100		No	No	40		
Mendota Heights	11340	72		10	50	40	No	Yes	30		
Milaca	2946	10		50	30	20	No	Yes	20	MNO024147	58
Milan	429						Yes	No	14	MNG585141	60
Millerville	113	2			100		No	No	30	MNO054305	37
Milroy	252	6			100		No	No	25	MNG580124	40
Miltona	437	4		20		80		No	40		8
Minneapolis	429300	765		95	3	2	Yes	Yes	30		
Minneota	1365	11		45	10	45	Yes	No	30	MNG585033	35
Minnesota City	204	4	0			100	No	No	40		11
Minnesota Lake	687	47	0	75	20	5	No	Yes	26		
Minnetonka	54474	280		32	62	6	No	Yes	30		
Minnetonka Beach	539	5			100		No	No	27		
Minnetrissa	8900	40		10	30	60	No	Yes	36		
Montevideo	5329	73		65	20	15	No	No	40	MNO020133	13
Monticello	12759	40			20	80	No	No	44	MNO020567	23
Montrose	3040	23		5	5	90		Yes	35	MNO024228	20
Moorhead	49222	198		33	22	45	Yes	Yes	34	MNO049069	40
Moose Lake Windemere Area Sanitary Sewer District		12			60	40	Yes	No	60		
Mora	3571	25		10	45	45	No	No	59	MNO021156	5
Morgan	875	7				100	Yes	Yes	29	MNO020443	3
Morris	5286	32			40	60	Yes	Yes	150	MNO013218	60
Morristown	952	4		0	50	50	Yes	Yes	60	MNO025895	51
Motley	676	8		72	15	13	No	No	10	MNO024244	2011
Mound	9398	65		35	60	5	No	Yes	54		
Mountain Lake	2104	18		10	30	60	Yes	No	43	MNO021466	60
Nerstrand	295	2	0	0		100	No	No	80	MNO065668	14
Nevis	411	6	0			100	No	Yes	21	MNO062855	1995
New Auburn	415	3		0	95	5	No	No	100	MNO041149	45
New Brighton	23454	77		70	25	5	Yes	Yes	44		
New Germany	464	4			0	100	Yes	Yes	163	MNO024295	50

Community Name	Population of Community	Length of Sewer System (miles)	Length of privately owned service laterals (miles):	% of Sewer >50 years old	% of Sewer 30-50 years old	% of Sewer <30 years old	Community has oversight of privately owned service	Community has an Asset Management Program	Monthly Sewer Service Charge (based on 5,000	NPDES/SDS permit number	Age of Treatment Facility (years)
New Hope	21986	63			98	2	No	Yes	30		
New London	1251	7		3		2	95	Yes	Yes	82	
New Munich	360	6		20	80		Yes	No	40	MNO025631	30
New Prague	8221	43		13	12	75	No	Yes	100	MNO020150	13
New Richland	1206	8		20	60	20	No	No	53		
New Ulm	13522	81		34	20	46	Yes	Yes	32	MNO030066	44
New York Mills	1224	11		10	20	70	No	Yes	65	MNO054330	14
Newport	3890	20		0	70	30	No	No	52		
Nicollet	1116	9			30	70	Yes	No	14	MNG585037	24
Nisswa	1971	14		0	95	5	No	No	60	MNO059242	3
North Branch	10125	38		10	5	85	Yes	Yes	45	MNO024350	20
North Koochiching Sanitary Sewer Board	6200	7		0	50	50	Yes	Yes	3	MNO020257	2012
North Long Lake Sewer District	150	1	0	99	0	1	Yes	No			5
North Mankato	13520	68		7	29	64	No	Yes	27		
North St Paul		47	0	50	30	20	No	Yes	53		
Northfield	20007	80		10	20	70	No	Yes			21
Northome	155	5			40	60	Yes	No	60	MNG585185	44
Northrop	211										
Norwood Young America	3998										
Oak Park Heights	4852	28		16	68	16	No	Yes	79		
Oakdale											
Odessa	113	2	0			100	No	No	25	MN 0022161	50
Ogema	205	2				100	Yes	No	18	MNT049794	45
Ogilvie	388	5	1			100	Yes	No	65		
Oklee	435	7				100	Yes	Yes	21	MNG 585038	30
Olivia	2484	24		13	45	42	Yes	Yes	41	MNO020907	43
Orono	7437	60		20	35	45	Yes	Yes	150		
Orr	267	3		28	14	58	No	Yes	62	MNO024422	33
Oslo	330	4				95	No	Yes	49	MNG585379	46
Otsego	22500	98		0	0	100	No	Yes	54	MNO066257 SD001 & MNO064190 SD001	17
Owatonna	25599	130		50	30	20	Yes	Yes	45	MNO051284	12
Palisade	156	5		50	50		No	No	45	MNO050997	20
Park Rapids	4000	35		30	10	60	No	Yes	22	MNO056332	36
Parkers Prairie	1011	10		50	20	30	Yes	No	49	MNO024465	37
Paynesville	2432	18		10	30	60	Yes	Yes	22	MNO020168	10
Pelican Rapids	2510	14		25	25	50	Yes	No	31	MNO022225	6
Pennock	492					100	No	No	20	MNG580104	17
Pequot Lakes	2162	7		50	10	40	No	Yes	35	MNO021661	36
Perham	2985	26		16	9	75	No	Yes	24	MNO024473	9
Perley	92	1				100	No	No	86	MNG585326	4
Peterson	199	2				100	No	No	49	MNO024490	13
Pillager	507	6				100	No	No	33	MNG585209	27
Pine Island	3841	24		25	20	55	Yes	Yes	50	MNO024511	30
Pipestone	4317	36		21	28	51	Yes	No	43	MNO054801	5
Plainview	3340	18		50	20	30	Yes	No	12		
Plainview - Elgin Sanitary District		5		0	100	0	No	No		MNO055361	18
Plummer	278	2	0	33	0	67	No	No	60	MNG585327	32

Community Name	Population of Community	Length of Sewer System (miles)	Length of privately owned service laterals (miles):	% of Sewer >50 years old	% of Sewer 30-50 years old	% of Sewer <30 years old	Community has oversight of privately owned service	Community has an Asset Management Program	Monthly Sewer Service Charge (based on 5,000	NPDES/SDS permit number	Age of Treatment Facility (years)	
Plymouth	78395	350		20	50	30	No	Yes	37			
Porter	183	4			100		No	Yes	30	MNG580128	43	
Preston	1325	12		49	30	21	Yes	No	35	MNO020745	35	
Princeton												
Pucks Point Sanitary Sewer District		2		0	0	100	No	Yes	93	MNO070530	6	
Randall	650	5		80		20	No	Yes	30		30	
Red Lake Falls	1427	12		28	50	22	No	Yes	36	MNG585161	35	
Red Wing	16459	130		55	15	30	No	Yes	45	MNO024571	59	
Redwood Falls	5254	44		60	25	15	Yes	No	35	MNO020401	34	
Renville	1287	18	18	50	40	10	No	Yes	48	MNO020737	31	
Rice	1275	5			40	60	No	Yes	26	MNO056481	34	
Rice Lake	4124	15		0	5	95	Yes	No	41			
Rich Prairie Water & Sewer District (Pierz/Genola)	1500	10		55		45	No	No	82	MNG585211	25	
Richfield	35376	120		90		10	Yes	Yes	27			
Richmond	1422	9		10	25	65	No	No	90	MNO024597	17	
Robbinsdale	14757	43		65	9	26	Yes	Yes	67			
Rochester	111000	543		26	22	51	No	Yes	40	MNO024619	16	
Rockford	4316	19	0	15	30	55	Yes	No	16	MNO024627	22	
Rockville	2402	15		25	50	25	No	No	28			
Rogers	12539	61		5	21	74	Yes	Yes	36			
Roscoe	102	2	1	0	0	100	Yes	No	50	MNO066133	20	
Rose Creek	396	3			20	30	Yes	No	140	MNO024651	40	
Rosemount	26943	132		13	20	67	No	No	32			
Roseville	34600	145		34	9	57	No	Yes	71			
Rothsay	493	6	223		0	1	No	No	130	MNG585064	37	
Round Lake												
Royalton	1242	5				90	No	No	45	MNO020460	17	
Rush City	3074	15		20	45	35	Yes	No	5	MNG585212	23	
Rushford	1880	15		10	15	75	Yes	Yes	49	MNO024678	12	
Rushford Village	802	3	0	0	0	100	No	No	42			
Rushmore	342	5				75	No	No	33	MNG585000	14	
Russell	338	3				35	65	No	No	22	MNG580062	29
Sabin	550	4		20	30	50	No	No	20	MNG580133	42	
Sacred Heart	548	5		0	10	90	Yes	Yes	34	MNO024708	5	
Sandstone	2624	16		50	25	25	No	No	105	MNO056910	2005	
Sargeant	61	1				100	Yes	No	40	MNG58214	19	
Sartell	16217	88		5	16	79	No	Yes	37			
Sauk Centre	4435	35		38	42	20	No	Yes	60	MNO024821	13	
Sauk Rapids	12890	67		45	15	40	No	No	22			
Savage	27325	133		0	38	62	Yes	Yes	17			
Scandia	3945	4	0			100	No	Yes	83	MNO054119	32	
Seaforth	86	2				100	No	Yes	60		14	
Searles	171	3		0	0	100	No	No				
Sebeka	711	6		10	15	75	No	Yes	40	MNO024856	47	
Serpent Lake Sanitary Sewer District	4000											
Shafer	1089	6		0	33	67	No	No	58	MNO030848	19	
Shakopee	41506	144		3	26	136	No	Yes	26			
Shelly	179	2		5	5	90	No	No	35	MNG585227	14	

Community Name	Population of Community	Length of Sewer System (miles)	Length of privately owned service laterals (miles):	% of Sewer >50 years old	% of Sewer 30-50 years old	% of Sewer <30 years old	Community has oversight of privately owned service	Community has an Asset Management Program	Monthly Sewer Service Charge (based on 5,000	NPDES/SDS permit number	Age of Treatment Facility (years)
Shoreview	27400	109		25	65	10	No	No	36		
Shorewood	7496	66			84	16	No	No	37		
Silver Bay	1868	40	1	99	1		No	Yes	38	MNO024899	61
Silver Creek	1100	10				100	Yes	No	55	MNO063908	23
Silver Lake	837	9		60	20	20	Yes	Yes	67	MNG580164	31
Slayton	1998	20		85	10	5	No	No	21	MNG585191	65
South Haven	190	2				100	No	No	34	MNO064611	20
Spicer	1100	17		5	10	85	No	No	47		
Spring Lake Park	7097	26	0	0	80	20	No	Yes	67		
Spring Valley	2476	27		18	48	34	No	No	41	MNO051934	34
St Anthony	9500							Yes			
St Bonifacius	2267	10			40	60	No	No	21		
St Clair	868	4			70	30	No	No	60	MNO024716	24
St Cloud	68818	297		25	25	50	No	Yes	24	MNO040878	47
St Francis		19	3	10	40	50	No	Yes	45	Mn0021407	6
St Hilaire	268	4	0	100			No	No	52	MNO024741	14
St James	4605	29		75	10	15	No	Yes	55	MNO024759	13
St Joseph	6787	48		10	15	75	Yes	Yes	45		
St Leo	100	2			80	20	No	No	38	MNO024775	48
St Louis Park	50012	143		81	11	8	No	Yes	34		
St Martin	308	4			50	50	No	Yes	50	MNO024783	3
St Michael	18235	102		2	2	96	No	Yes	27	MNO020222	20
St Paul	310368	808	1100	75	20	5	Yes	Yes	32		
St Paul Park	5441	21		70	25	5	No	Yes	21		
St Peter	11758	60		27	30	43	No	No	38	MNO0022535	19
Stacy	1456	6			50	50	No	Yes	90		
Staples	2981	22		5	55	40	No	No	44	MNO024988	2
Starbuck	1302	10		25	25	50	No	No	50	MNO021415	60
Steen	180	2			100	0	No	No	25	MNG585199	32
Stephen	592	7		88	10	2	No	No	45	MNG585162	49
Stewart	571	4		40	0	60	Yes	Yes	31	MNO053210	36
Stockton	806	3			90	10	No	Yes	25	MNG585079	49
Storden	207										
Sunburg	100	2				100	No	No	35	MNG585125	23
Sunfish Lake	521										
Swanville	350	4			90	10	No	No	50	MNO020109	54
Tamarack	63	3				100		No	47	MNO064564	20
Taopi	58										
Taunton	139	2			100		No	No	28	MNG585090	46
Thief River Falls	8573	43		60	15	25	No	No	24	MNO021431	50
Tonka Bay	1475	11		80		20	Yes	Yes	46		
Tower	430	7		5	45	50	Yes	No	40		
Tower-Breitung Wastewater Board											
Tracy	2163	25		25	50	25		Yes	52	MNO021725	2
Tri-City Joint Sewer Board								No			
Truman	1115	8		40	45	15	No	Yes	47	MNG640129	34
Twin Valley	727	7		10	15	75	No	No	27	MNG585137	25
Two Harbors	3745	20		80	10	10	No	No	45	MNO022250	51

Community Name	Population of Community	Length of Sewer System (miles)	Length of privately owned service laterals (miles):	% of Sewer >50 years old	% of Sewer 30-50 years old	% of Sewer <30 years old	Community has oversight of privately owned service	Community has an Asset Management Program	Monthly Sewer Service Charge (based on 5,000	NPDES/SDS permit number	Age of Treatment Facility (years)
Ulen	547	4				100	No	No	38	MNG585088	31
Underwood	341	6			25	75	No	No	43	MN0025071	12
Upsala	427	6		78	10	12	No	No	35	MNG585053	60
Utica	291	3	2		85	15	No	No	20	MN0022055	49
Vergas	344	4		0	80	20	No	No	40	MN0025097	21
Verndale	511	5			26	74	Yes	Yes	43	MN0025119	34
Vernon Center	332	3		72	10	18	Yes	No	58	MN0030490	51
Vesta	296	3			100	0	Yes	No	24	MNG585043	37
Villard	300										
Virginia	8712	73		60	20	20	No	No	48	MN0030163	10
Wabasha	2521	24		23	34	43	Yes	No	42	MN0025143	20
Wadena	4088	28		30	20	50	No	Yes	40	MN0020672	36
Waite Park	8360										
Waldorf	225	2		0	0	100	Yes	No	62	MN0021849	1
Walker	952	11		15	15	70	No	No	36	MN0041157	25
Walnut Grove	871	7			52	48	Yes	No	40	MN0021776	47
Wanamingo	1086	7		30	15	55	No	Yes	45	MN0022209	55
Warba	178	2		90		10	No	No	60	MNG 585000	55
Warren	1625	16		40	40	20	No	No	37	MNG585073	20
Warroad	1781	26		5	37	58	No	No	30	MN0025194	28
Waseca	9410	52	52	25	50	25	Yes	Yes	54	MN0020796	2007
Watertown	4451	26		45	5	50	No	No	85	MN0020940	1
Waterville	1868	30		55	25	20	Yes	Yes	75	MN0025208	3
Watkins	991	7		1	10	89	No	No	34	MN0025216	19
Watson	183	3	2	0	0	100	No	Yes	71		
Waverly	1884	19			25	75	Yes	No	100		
Wayzata	4600	35		40	40	20	Yes	Yes			
Wells	2343	32		60	30	10	No	No	52	MN0025224	32
Wendell	176	3	0		100		No	No	35	MNG585153	37
West Concord	861	7		75	10	15	Yes	Yes	119		
West St Paul	19540	65		50	30	20	Yes	No	19		
Westbrook	733	6				5	Yes	No	11		52
Western Lake Superior Sanitary District (WLSSD)	137536	75		22	53	25	Yes	Yes		MN0049786	45
Westport											
Wheaton	1460										
White Bear Lake	24074	85		50	33	17	Yes	No	35		
White Bear Township	11000	62			61	39	No	Yes	24		
White Twp	1492	2		0	50	50	No	Yes			
Whitefield Township - Svea	45	3				100	No	No		MNG585000	10
Willernie	507				100		No	No	60		
Williams	157	3			10	90	No	No	65	MNG585388	9
Willmar	19610	115		32	27	41	No	Yes	61	MN0025259	12.5
Willow River	415	26		75	15	10	No	No	37	MN0021971	5
Wilmont	339	3			94	6	No	No	28	MNG585200	45
Wilton	298										
Windom	4966	42		7	25	68	No	Yes	43	MN0022217	2
Winger	220	4		95	5		No	No	65	MNG585045	48
Winnebago	1437	27		40	10	50	Yes	No	75	MN0025267	12

Community Name	Population of Community	Length of Sewer System (miles)	Length of privately owned service laterals (miles):	% of Sewer >50 years old	% of Sewer 30-50 years old	% of Sewer <30 years old	Community has oversight of privately owned service	Community has an Asset Management Program	Monthly Sewer Service Charge (based on 5,000	NPDES/SDS permit number	Age of Treatment Facility (years)
Winona											
Winsted	2296	22		10	70	20	No	No	88	MN0021571	8
Winton	170	2		80	10	10	No	No	17	MNG580187	42
Wolf Lake	70	2				100	Yes	No	45	MNG585226	12
Wood Lake	375	4		56	0	44	No	Yes	42	MNG580107	54
Woodbury	69240	285		5	24	71	No	Yes	32		
Woodstock	300	3		0	0	100	Yes	No	50	MNG585192	11
Wrenshall	428	4		50	50		Yes	No	90		
Wykoff	444	3			70	30	Yes	No	55	MNO020826	7
Wyoming	8037	25			60	40	Yes	Yes	62		
Zimmerman	7086	34	7	1	29	70	No	Yes	34	MNO042331	26