

Practices For High Sensitivity Lands




Linda Meschke

Rural Advantage

November 29, 2006

High Sensitive Lands

- Greater than a 6 Percent Slope
- Gullies and Ravines
- Location In The Landscape
 - 300 feet of Streams
 - 1000 feet of Lakes
- Wellhead Protection Area
- Wind Erosive Soils




Rule of Thumb

- Keep the Raindrop Where It Falls
 - Especially at Vulnerable Times of the Year
 - More Effective
 - Cost Less




Practices

- Higher Levels of Residue Management
 - Tillage System
 - No Till
 - Cover Crops
 - Rye
 - Cropping System
 - Longer Rotation that includes a Hay Crop
 - Pasture, Perennials




Practices

- Alternative Farm Systems
 - Contour Farming
 - Strip Cropping
 - Filter Strips
 - Critical Area Plantings




Additional Practices

- Lengthen the Crop Rotation
 - C- SB- O/A-A-A
- Pastures and Rotational Grazing
- Waterways – Concentrated Overland Flow
- Terraces
- Sediment Control Basins



Additional Practices

- Livestock Exclusion
- Stabilize Gullies
 - Grade Stabilization Structures
 - Structures Within Cropland
 - Critical Area Seeding



The End

