

Reporting under Executive Orders 11-12 and 11-13

Presentation to the Inter-Agency
Pollution Prevention Advisory Team
2/23/12





Reporting Strategy 11-13

- Summary of state agency strategies in target areas
- Reporting on selected measures in each target area
 - Recognize that not all agencies, Met Council, MnSCU and U of Minnesota included
 - Seek greatest coverage
- Annual Legislative Report: Progress on Addressing Climate Change

Detailed Reporting on Specific Agency Progress

- Each agency is expected to develop their own reporting for implementation of their sustainability plan
 - Based on agency needs
 - Consider external-facing web page

MPCA 2010 Sustainability Plan Dashboard

WASTE RECYCLING		Goal: 15% increase in source separated organics composting from 2009	Result: 86% increase in organics composted 2008: 16,300 lbs 2009: 5400 lbs 2010: 38,800 lbs.	Landlord discontinued collection for part of 2009; MPCA lease action restored it ;
SOURCE REDUCTION (Paper)		Goal: Reduce by 6%, the number of paper reams purchased and external printing orders from FY09 to FY10	Result: 32% reduction FY10: 8,010 reams ; FY09: 11,922 reams Cost savings: \$14,904	
PREVENT TOXIC POLLUTION		Goal: Create a green cleaning plan for Duluth and Rochester offices and begin use of appropriate products	Result: not implemented yet	Delayed to 2011 so Health could participate; co-tenant in Rochester office.
RESPOND TO AIR ALERTS		Goal: Staff notified of 100% of air alerts.	100% Sign-ups for Enviroflash e-alerts increased by 28% from 2009	State employee addresses only

IPPAT Reporting for 2011

- Recycling:
 - Last year data is available is FY09; only for capital complex
 - Forms to go out in **next month** for some agencies for FY10 and all agencies for FY11
 - Information from MnSCU and University of Minnesota included as available

Buildings: Energy Conservation and Renewable Energy

- Buildings Benchmarks and Beyond (B3) database
- Responsibility of Real Property Governance Team
- New staff person at Commerce: Pete Berger to coordinate Executive Order 11-12



Environmentally Preferable Purchasing

- Dollars spent on environmentally preferable state contracts (as **data** is available) and percentage green spend on designated contracts

- Cleaning Products*

- Remanufactured Toner

- Multi-function Devices

- Janitorial Paper

- Computers

- Compostable Plastic Bags

- Paint

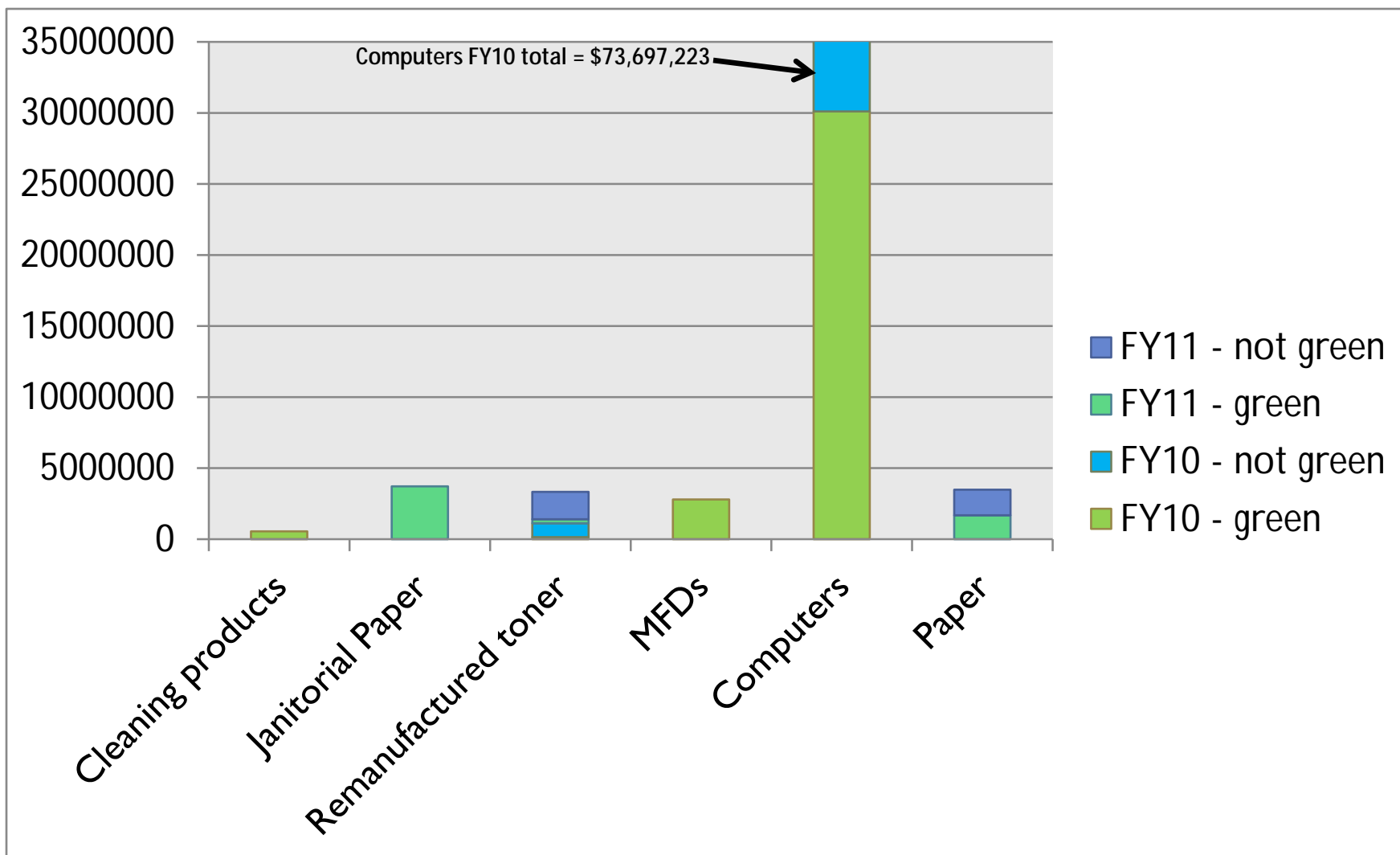
- Modular Office Furniture

- Lamps

- Compostable Foodware



Dollars spent on green contracts





Percentage green spend by state agencies in FY11

- 14.24% of dollars spent on toner cartridges went toward the purchase of remanufactured toner cartridges (Executive Order goal = 5%)
- 14.4% of dollars spent by state agencies through the state contract with Grainger went toward green products

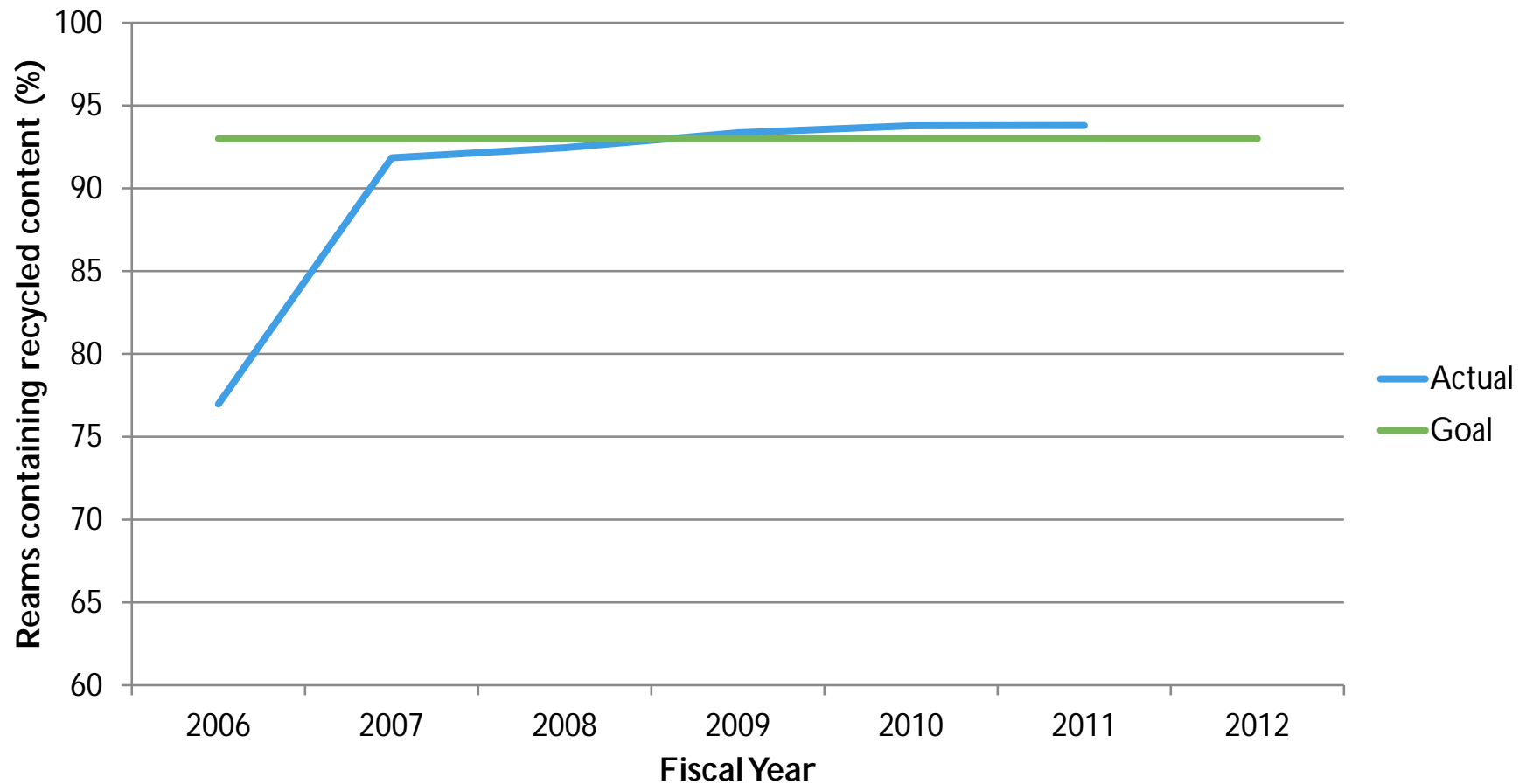


Adaptations

- Better data collection by working with Department of Administration
- Expand to new contracts
 - New state contract for drilling services will incorporate environmental specifications
 - EPA Sustainable Materials Management grant award will result in 2-3 additional contracts with environmental specifications



Recycled content paper reams purchased by state agencies FY06 – FY11





Adaptations

- Work with Department of Administration on significantly reducing or eliminating virgin paper purchases

Next Steps

- IPPAT has responsibility to review targets and adjust where necessary.
 - Environmentally Preferable Procurement
- Work with Pete Berger (Commerce) on reporting needs for Exec Order 11-12