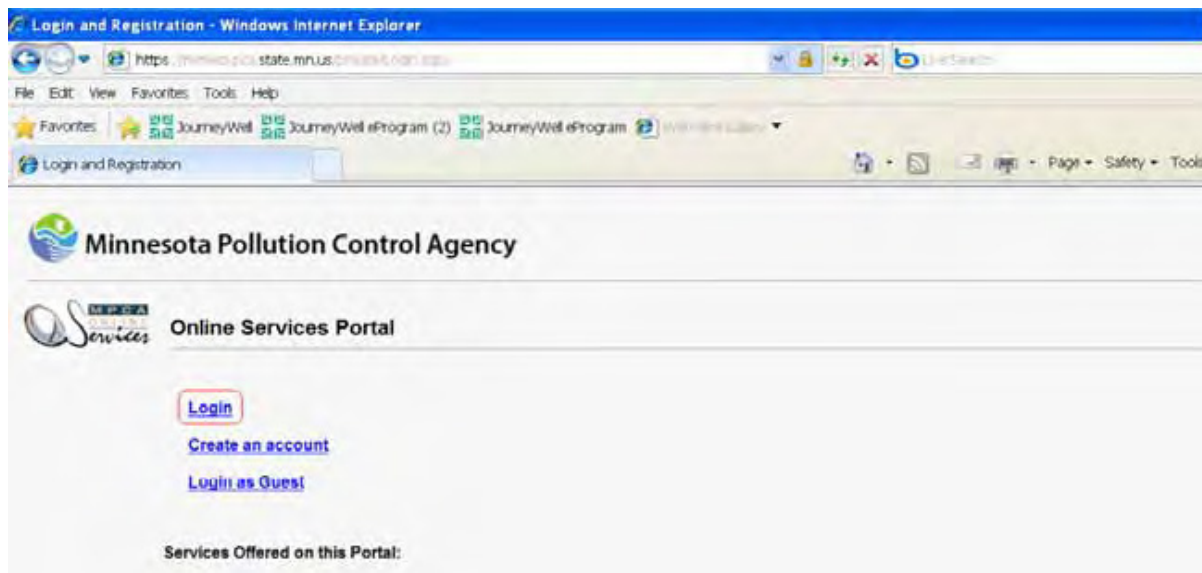




Accessing previously submitted eDMR data in readable format

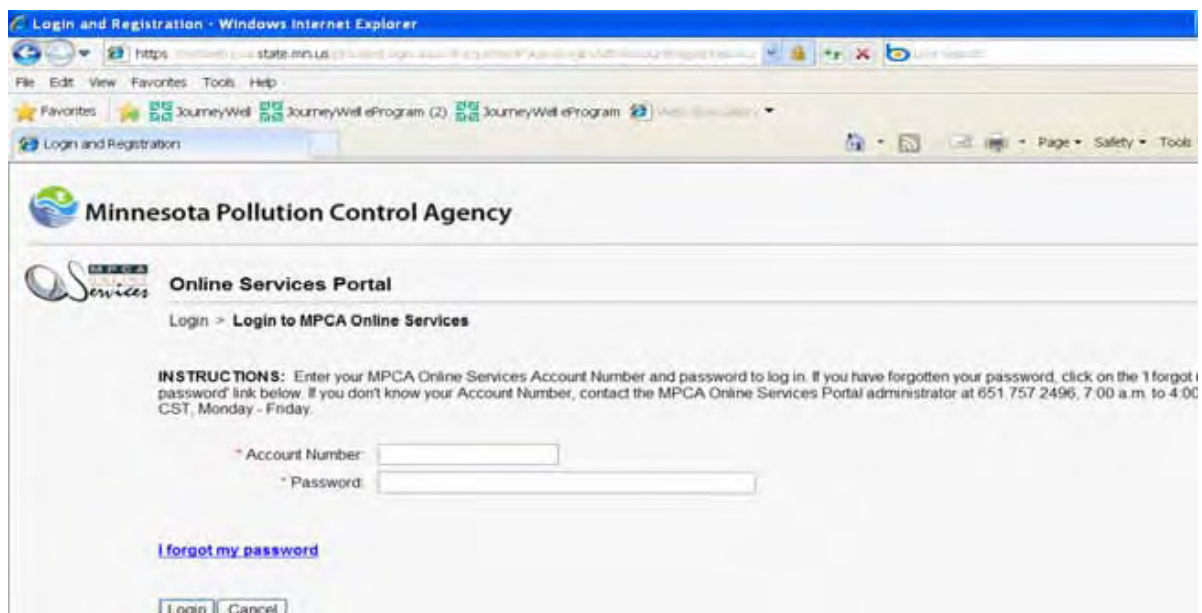
Step 1 – Log into your account

Click on the “Login” prompt.



Step 2

Enter your account number and password and click the “Login” button.



Step 3

Click on the “Discharge Monitoring Reports (DMR) Submittal” prompt.



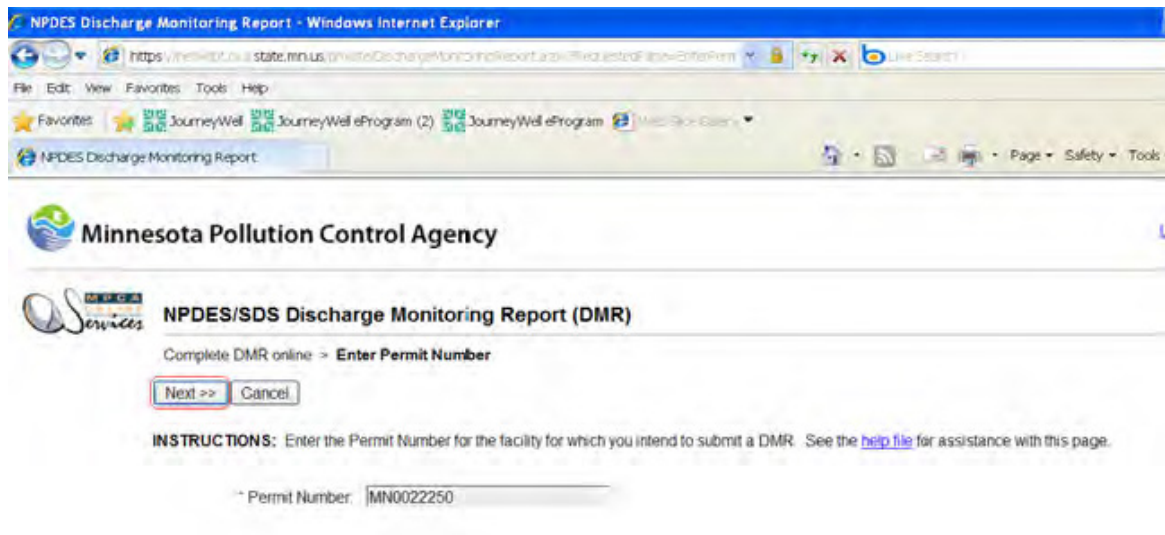
Step 4

Click on the “Download DMR spreadsheet” prompt.



Step 5

Enter the permit number for your facility and click the “Next” button.



NPDES Discharge Monitoring Report - Windows Internet Explorer

https://www.mn.gov/state.mn.us/pollution-control/npdes/monrptreport.aspx?id=250&id=250

File Edit View Favorites Tools Help

NPDES Discharge Monitoring Report

Minnesota Pollution Control Agency

MPCA Services

NPDES/SDS Discharge Monitoring Report (DMR)

Complete DMR online -> Enter Permit Number

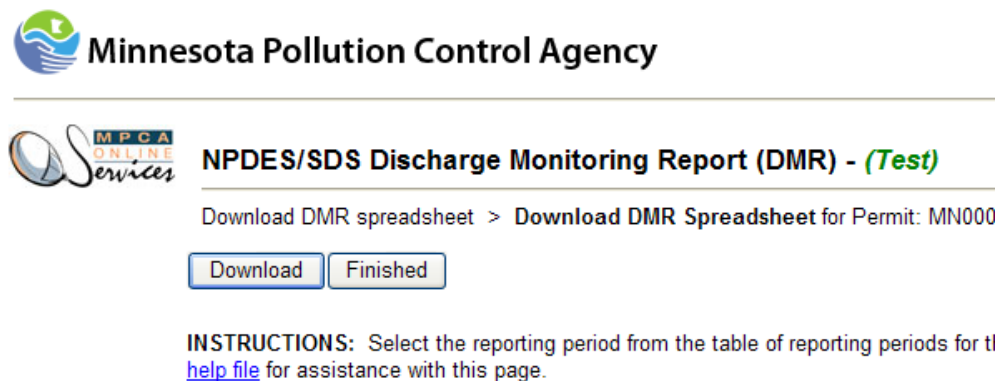
Next -> Cancel

INSTRUCTIONS: Enter the Permit Number for the facility for which you intend to submit a DMR. See the [help file](#) for assistance with this page.

Permit Number: MN0022250

Step 6

Select the reporting period that you want to view and click the “Download” button.



Minnesota Pollution Control Agency

MPCA ONLINE Services

NPDES/SDS Discharge Monitoring Report (DMR) - (Test)

Download DMR spreadsheet -> Download DMR Spreadsheet for Permit: MN000


Download Finished


INSTRUCTIONS: Select the reporting period from the table of reporting periods for the [help file](#) for assistance with this page.

Select	Start Date	End Date
<input type="radio"/>	February 1, 2012	February 29, 2012
<input type="radio"/>	January 1, 2012	January 31, 2012
<input type="radio"/>	December 1, 2011	December 31, 2011
<input type="radio"/>	November 1, 2011	November 30, 2011
<input type="radio"/>	October 1, 2011	October 31, 2011
<input type="radio"/>	September 1, 2011	September 30, 2011
<input type="radio"/>	August 1, 2011	August 31, 2011
<input type="radio"/>	July 1, 2011	July 31, 2011

Step 7

Select the "open" button to view the DMR.

 **Minnesota Pollution Control Agency**

 **NPDES/SDS Discharge Monitoring Report (DMR) - (Test)**

Download DMR spreadsheet > Download DMR Spreadsheet for Permit: MN0001422

INSTRUCTIONS: Select the reporting period from the table of reporting periods for this permit. For more information, see the [help file](#) for assistance with this page.

Select	Start Date	End Date
<input type="radio"/>	February 1, 2012	February 29, 2012
<input type="radio"/>	January 1, 2012	January 31, 2012
<input type="radio"/>	December 1, 2011	December 31, 2011
<input checked="" type="radio"/>	November 1, 2011	November 30, 2011
<input type="radio"/>	October 1, 2011	October 31, 2011
<input type="radio"/>	September 1, 2011	September 30, 2011
<input type="radio"/>	August 1, 2011	August 31, 2011
<input type="radio"/>	July 1, 2011	July 31, 2011
<input type="radio"/>	June 1, 2011	June 30, 2011
<input type="radio"/>	May 1, 2011	May 31, 2011
<input type="radio"/>	April 1, 2011	April 30, 2011

File Download

Do you want to open or save this file?

Name: temp.xls
Type: Microsoft Office Excel 97-2003 Worksheet
From: **netwebt.pca.state.mn.us**

While files from the Internet can be useful, some files can potentially harm your computer. If you do not trust the source, do not open or save this file. [What's the risk?](#)

Worksheet in Book1 [Compatibility Mode] - Microsoft Excel

HomeInsertPage LayoutFormulasDataReviewView

ABC

Spelling

Research

Thesaurus

Translate

New Comment

Delete

Previous

Next

Show/Hide Comment

Show All Comments

Show Ink

Protect Sheet

Protect Workbook

Share Workbook

Changes

Protect and Share Workbook

Allow Users to Edit Ranges

Track Changes

Share Now

Send by IM

Share

ProofingComments

E5MN000XXXX

	A	B	C	D	E	F	G	H	I	J	K	L	
1	FACILITY NAME/ADDRESS:				WASTEWATER TREATMENT DISCHARGE MONITORING REPORT				PERMITEE NAME/ADDRESS:				
2	Big Walleye								Big Walleye				
3	Rock Pile Ln								Rock Pile Ln				
4	Big Fish, MN 99999								Big Fish, MN 99999				
5					PERMIT#	LIMIT STATUS	FORMER #						
6	STATION INFORMATION:				MN000XXXX	FINAL							
7	SD-001 (Non-Contact Cooling Water Discharge)				MONITORING PERIOD								
8	Surface Discharge, Effluent To Surface Water				YEAR/MO/DAY	6.0	YEAR/MO/DAY	2011-09-30					
9					FROM:	2011-09-01	TO:	2011-09-30					
10	No Discharge ("Yes" or "No"):				No								
11													
12	PARAMETER				QUANTITY		UNITS	CONCENTRATION		UNITS	FREQUENCY OF ANALYSIS		SAMPLE TYPE
13													
14	Flow				SAMPLE VALUE	8.75	MG	0.29	0.59	mgd	1	Day	MeaCon
15	50050				PERMIT REQ	REPORT CalMoTot		REPORT CalMoAvg	REPORT DailyMax		1x	Day	MeaCon
16													
17	pH				SAMPLE VALUE		****	7.5		SU	1	Month	Grab
18	00400				PERMIT REQ			6.0 CalMoMin	9.0 CalMoMax		1x	Month	Grab
19													
20	Oxidants, Total Residual				SAMPLE VALUE		****		<0.1	mg/L	1	Day	Grab
21	34044				PERMIT REQ				0.01 CalMoMax		1x	Day	Grab
22													
23	Temperature, Water (C)				SAMPLE VALUE		****		29.2	Deg C	1	Day	MeaCon
24	00010				PERMIT REQ				37.8 DailyMax		1x	Day	MeaCon
25													
26	Temperature, Water (F)				SAMPLE VALUE		****		84.8	Deg F	1	Day	MeaCon
27	00011				PERMIT REQ				REPORT InstantMax		1x	Day	MeaCon
28													
29	COMMENTS:												
30													
31													
32													
33													
34													
35													